

MODERN ENGINEERING MATHEMATICS

Sixth Edition

Glyn James
Phil Dyke



Modern Engineering Mathematics



Pearson

At Pearson, we have a simple mission: to help people make more of their lives through learning.

We combine innovative learning technology with trusted content and educational expertise to provide engaging and effective learning experiences that serve people wherever and whenever they are learning.

From classroom to boardroom, our curriculum materials, digital learning tools and testing programmes help to educate millions of people worldwide – more than any other private enterprise.

Every day our work helps learning flourish, and wherever learning flourishes, so do people.

To learn more, please visit us at www.pearson.com/uk



Modern Engineering Mathematics

Sixth Edition

Glyn James

Coventry University

Phil Dyke

University of Plymouth

and

John Searl

University of Edinburgh

Matthew Craven

University of Plymouth

Yinghui Wei

University of Plymouth



Harlow, England • London • New York • Boston • San Francisco • Toronto • Sydney • Dubai • Singapore • Hong Kong
Tokyo • Seoul • Taipei • New Delhi • Cape Town • São Paulo • Mexico City • Madrid • Amsterdam • Munich • Paris • Milan

PEARSON EDUCATION LIMITED

KAO Two
KAO Park
Harlow CM17 9SR
United Kingdom
Tel: +44 (0)1279 623623
Web: www.pearson.com/uk

Previously published 1992, 1996, 2001, 2008 (print)
Fourth edition with MyMathLab published 2010 (print)
Fifth edition published 2015 (print and electronic)
Sixth edition published 2020 (print and electronic)

© Addison-Wesley Limited 1992 (print)
© Pearson Education Limited 1996, 2010 (print)
© Pearson Education Limited 2015, 2020 (print and electronic)

The rights of Phil Dyke, John W. Searl, Matthew Craven and Yinghui Wei to be identified as authors of this work have been asserted by them in accordance with the Copyright, Designs and Patents Act 1988.

The print publication is protected by copyright. Prior to any prohibited reproduction, storage in a retrieval system, distribution or transmission in any form or by any means, electronic, mechanical, recording or otherwise, permission should be obtained from the publisher or, where applicable, a licence permitting restricted copying in the United Kingdom should be obtained from the Copyright Licensing Agency Ltd, Barnard's Inn, 86 Fetter Lane, London EC4A 1EN.

The ePublication is protected by copyright and must not be copied, reproduced, transferred, distributed, leased, licensed or publicly performed or used in any way except as specifically permitted in writing by the publishers, as allowed under the terms and conditions under which it was purchased, or as strictly permitted by applicable copyright law. Any unauthorised distribution or use of this text may be a direct infringement of the authors' and the publisher's rights and those responsible may be liable in law accordingly.

All trademarks used herein are the property of their respective owners. The use of any trademark in this text does not vest in the author or publisher any trademark ownership rights in such trademarks, nor does the use of such trademarks imply any affiliation with or endorsement of this book by such owners.

Pearson Education is not responsible for the content of third-party internet sites.

ISBN: 978-1-292-25349-7 (print)
978-1-292-25353-4 (PDF)
978-1-292-25355-8 (ePub)

British Library Cataloguing-in-Publication Data

A catalogue record for the print edition is available from the British Library

Library of Congress Cataloguing-in-Publication Data

Names: James, Glyn, author.

Title: Modern engineering mathematics/Glyn James, Coventry University, Phil Dyke University of Plymouth, and John Searl, University of Edinburgh, Matthew Craven, University of Plymouth, Yinghui Wei, University of Plymouth.

Description: Sixth edition. | Harlow, England; Hoboken, NJ : Pearson, 2020.

Identifiers: LCCN 2019052464 (print) | LCCN 2019052465 (ebook) | ISBN 9781292253497 (paperback) | ISBN 9781292253534 (ebook)

Subjects: LCSH: Engineering mathematics.

Classification: LCC TA330 .J36 2020 (print) | LCC TA330 (ebook) | DDC 510.2/462--dc23

LC record available at <https://lcn.loc.gov/2019052464>

LC ebook record available at <https://lcn.loc.gov/2019052465>

10 9 8 7 6 5 4 3 2 1
24 23 22 21 20

Cover credit: Prab S/500px Prime/Getty Images

Print edition typeset in 10/12pt Times LT Pro by Spi Global

Printed in Slovakia by Neografia

NOTE THAT ANY PAGE CROSS REFERENCES REFER TO THE PRINT EDITION

Contents

Preface	xxii
About the authors	xxv

Chapter 1 Number, Algebra and Geometry 1

1.1	Introduction	2
1.2	Number and arithmetic	2
	1.2.1 Number line	2
	1.2.2 Representation of numbers	3
	1.2.3 Rules of arithmetic	5
	1.2.4 Exercises (1–9)	9
	1.2.5 Inequalities	10
	1.2.6 Modulus and intervals	11
	1.2.7 Exercises (10–14)	13
1.3	Algebra	14
	1.3.1 Algebraic manipulation	15
	1.3.2 Exercises (15–20)	22
	1.3.3 Equations, inequalities and identities	23
	1.3.4 Exercises (21–32)	30
	1.3.5 Suffix and sigma notation	30
	1.3.6 Factorial notation and the binomial expansion	32
	1.3.7 Exercises (33–35)	35
1.4	Geometry	36
	1.4.1 Coordinates	36
	1.4.2 Straight lines	36
	1.4.3 Circles	38
	1.4.4 Exercises (36–43)	41
	1.4.5 Conics	41
	1.4.6 Exercises (44–46)	47

1.5	Number and accuracy	47
	1.5.1 Rounding, decimal places and significant figures	47
	1.5.2 Estimating the effect of rounding errors	49
	1.5.3 Exercises (47–56)	54
	1.5.4 Computer arithmetic	55
	1.5.5 Exercises (57–59)	56
1.6	Engineering applications	57
1.7	Review exercises (1–25)	59
Chapter 2 Functions		63
2.1	Introduction	64
2.2	Basic definitions	64
	2.2.1 Concept of a function	64
	2.2.2 Exercises (1–6)	73
	2.2.3 Inverse functions	74
	2.2.4 Composite functions	78
	2.2.5 Exercises (7–13)	81
	2.2.6 Odd, even and periodic functions	82
	2.2.7 Exercises (14–16)	87
2.3	Linear and quadratic functions	87
	2.3.1 Linear functions	87
	2.3.2 Least squares fit of a linear function to experimental data	89
	2.3.3 Exercises (17–23)	92
	2.3.4 The quadratic function	93
	2.3.5 Exercises (24–29)	96
2.4	Polynomial functions	97
	2.4.1 Basic properties	98
	2.4.2 Factorization	99
	2.4.3 Nested multiplication and synthetic division	101
	2.4.4 Roots of polynomial equations	104
	2.4.5 Exercises (30–38)	111
2.5	Rational functions	113
	2.5.1 Partial fractions	114
	2.5.2 Exercises (39–42)	120
	2.5.3 Asymptotes	121
	2.5.4 Parametric representation	124
	2.5.5 Exercises (43–47)	126

2.6	Circular functions	126
	2.6.1 Trigonometric ratios	127
	2.6.2 Exercises (48–54)	129
	2.6.3 Circular functions	130
	2.6.4 Trigonometric identities	136
	2.6.5 Amplitude and phase	140
	2.6.6 Exercises (55–66)	143
	2.6.7 Inverse circular (trigonometric) functions	144
	2.6.8 Polar coordinates	146
	2.6.9 Exercises (67–71)	149
2.7	Exponential, logarithmic and hyperbolic functions	150
	2.7.1 Exponential functions	150
	2.7.2 Logarithmic functions	153
	2.7.3 Exercises (72–80)	155
	2.7.4 Hyperbolic functions	155
	2.7.5 Inverse hyperbolic functions	160
	2.7.6 Exercises (81–88)	162
2.8	Irrational functions	162
	2.8.1 Algebraic functions	163
	2.8.2 Implicit functions	164
	2.8.3 Piecewise defined functions	168
	2.8.4 Exercises (89–98)	170
2.9	Numerical evaluation of functions	171
	2.9.1 Tabulated functions and interpolation	172
	2.9.2 Exercises (99–104)	176
2.10	Engineering application: a design problem	177
2.11	Engineering application: an optimization problem	179
2.12	Review exercises (1–23)	180
Chapter 3 Complex Numbers		183
3.1	Introduction	184
3.2	Properties	185
	3.2.1 The Argand diagram	185
	3.2.2 The arithmetic of complex numbers	186
	3.2.3 Complex conjugate	189
	3.2.4 Modulus and argument	190

3.2.5	Exercises (1–18)	194
3.2.6	Polar form of a complex number	195
3.2.7	Euler’s formula	200
3.2.8	Exercises (19–27)	201
3.2.9	Relationship between circular and hyperbolic functions	202
3.2.10	Logarithm of a complex number	206
3.2.11	Exercises (28–33)	207
3.3	Powers of complex numbers	208
3.3.1	De Moivre’s theorem	208
3.3.2	Powers of trigonometric functions and multiple angles	212
3.3.3	Exercises (34–41)	215
3.4	Loci in the complex plane	216
3.4.1	Straight lines	216
3.4.2	Circles	217
3.4.3	More general loci	219
3.4.4	Exercises (42–50)	220
3.5	Functions of a complex variable	221
3.5.1	Exercises (51–56)	223
3.6	Engineering application: alternating currents in electrical networks	223
3.6.1	Exercises (57–58)	225
3.7	Review exercises (1–34)	226
Chapter 4 Vector Algebra		229
4.1	Introduction	230
4.2	Basic definitions and results	231
4.2.1	Cartesian coordinates	231
4.2.2	Scalars and vectors	233
4.2.3	Addition of vectors	235
4.2.4	Exercises (1–10)	241
4.2.5	Cartesian components and basic properties	242
4.2.6	Complex numbers as vectors	248
4.2.7	Exercises (11–26)	250
4.2.8	The scalar product	251
4.2.9	Exercises (27–40)	258
4.2.10	The vector product	259
4.2.11	Exercises (41–56)	269

4.2.12 Triple products	270
4.2.13 Exercises (57–65)	276
4.3 The vector treatment of the geometry of lines and planes	277
4.3.1 Vector equation of a line	277
4.3.2 Exercises (66–72)	284
4.3.3 Vector equation of a plane	284
4.3.4 Exercises (73–83)	288
4.4 Engineering application: spin-dryer suspension	289
4.4.1 Point-particle model	289
4.5 Engineering application: cable-stayed bridge	291
4.5.1 A simple stayed bridge	292
4.6 Review exercises (1–22)	293
Chapter 5 Matrix Algebra	296
5.1 Introduction	297
5.2 Basic concepts, definitions and properties	298
5.2.1 Definitions	301
5.2.2 Basic operations of matrices	304
5.2.3 Exercises (1–11)	309
5.2.4 Matrix multiplication	310
5.2.5 Exercises (12–18)	315
5.2.6 Properties of matrix multiplication	316
5.2.7 Exercises (19–33)	325
5.3 Determinants	327
5.3.1 Exercises (34–50)	338
5.4 The inverse matrix	339
5.4.1 Exercises (51–59)	343
5.5 Linear equations	345
5.5.1 Exercises (60–71)	352
5.5.2 The solution of linear equations: elimination methods	354
5.5.3 Exercises (72–78)	368
5.5.4 The solution of linear equations: iterative methods	370
5.5.5 Exercises (79–84)	375

5.6	Rank	376
	5.6.1 Exercises (85–93)	386
5.7	The eigenvalue problem	387
	5.7.1 The characteristic equation	388
	5.7.2 Eigenvalues and eigenvectors	389
	5.7.3 Exercises (94–95)	397
	5.7.4 Repeated eigenvalues	397
	5.7.5 Exercises (96–101)	402
	5.7.6 Some useful properties of eigenvalues	402
	5.7.7 Symmetric matrices	404
	5.7.8 Exercises (102–106)	407
5.8	Engineering application: spring systems	408
	5.8.1 A two-particle system	408
	5.8.2 An n -particle system	409
5.9	Engineering application: steady heat transfer through composite materials	411
	5.9.1 Introduction	411
	5.9.2 Heat conduction	412
	5.9.3 The three-layer situation	412
	5.9.4 Many-layer situation	414
5.10	Review exercises (1–26)	415
Chapter 6 An Introduction to Discrete Mathematics		421
6.1	Introduction	422
6.2	Set theory	422
	6.2.1 Definitions and notation	423
	6.2.2 Union and intersection	424
	6.2.3 Exercises (1–8)	426
	6.2.4 Algebra of sets	426
	6.2.5 Exercises (9–17)	431
6.3	Switching and logic circuits	433
	6.3.1 Switching circuits	433
	6.3.2 Algebra of switching circuits	434
	6.3.3 Exercises (18–29)	440
	6.3.4 Logic circuits	441
	6.3.5 Exercises (30–31)	445

6.4	Propositional logic and methods of proof	446
	6.4.1 Propositions	446
	6.4.2 Compound propositions	448
	6.4.3 Algebra of statements	451
	6.4.4 Exercises (32–37)	454
	6.4.5 Implications and proofs	454
	6.4.6 Exercises (38–47)	460
6.5	Engineering application: decision support	461
6.6	Engineering application: control	463
6.7	Review exercises (1–23)	466
Chapter 7 Sequences, Series and Limits		470
7.1	Introduction	471
7.2	Sequences and series	471
	7.2.1 Notation	471
	7.2.2 Graphical representation of sequences	473
	7.2.3 Exercises (1–13)	476
7.3	Finite sequences and series	478
	7.3.1 Arithmetical sequences and series	478
	7.3.2 Geometric sequences and series	479
	7.3.3 Other finite series	481
	7.3.4 Exercises (14–25)	484
7.4	Recurrence relations	485
	7.4.1 First-order linear recurrence relations with constant coefficients	486
	7.4.2 Exercises (26–28)	490
	7.4.3 Second-order linear recurrence relations with constant coefficients	490
	7.4.4 Exercises (29–35)	497
7.5	Limit of a sequence	498
	7.5.1 Convergent sequences	498
	7.5.2 Properties of convergent sequences	501
	7.5.3 Computation of limits	503
	7.5.4 Exercises (36–40)	505

7.6	Infinite series	506
	7.6.1 Convergence of infinite series	506
	7.6.2 Tests for convergence of positive series	508
	7.6.3 The absolute convergence of general series	511
	7.6.4 Exercises (41–49)	512
7.7	Power series	513
	7.7.1 Convergence of power series	513
	7.7.2 Special power series	515
	7.7.3 Exercises (50–56)	521
7.8	Functions of a real variable	522
	7.8.1 Limit of a function of a real variable	522
	7.8.2 One-sided limits	526
	7.8.3 Exercises (57–61)	528
7.9	Continuity of functions of a real variable	529
	7.9.1 Properties of continuous functions	529
	7.9.2 Continuous and discontinuous functions	531
	7.9.3 Numerical location of zeros	533
	7.9.4 Exercises (62–69)	536
7.10	Engineering application: insulator chain	536
7.11	Engineering application: approximating functions and Padé approximants	537
7.12	Review exercises (1–25)	539
Chapter 8 Differentiation and Integration		543
8.1	Introduction	544
8.2	Differentiation	545
	8.2.1 Rates of change	545
	8.2.2 Definition of a derivative	546
	8.2.3 Interpretation as the slope of a tangent	548
	8.2.4 Differentiable functions	550
	8.2.5 Speed, velocity and acceleration	551
	8.2.6 Exercises (1–7)	552
	8.2.7 Mathematical modelling using derivatives	553
	8.2.8 Exercises (8–18)	560

8.3	Techniques of differentiation	561
8.3.1	Basic rules of differentiation	562
8.3.2	Derivative of x^r	564
8.3.3	Differentiation of polynomial functions	568
8.3.4	Differentiation of rational functions	570
8.3.5	Exercises (19–25)	572
8.3.6	Differentiation of composite functions	573
8.3.7	Differentiation of inverse functions	577
8.3.8	Exercises (26–33)	579
8.3.9	Differentiation of circular functions	580
8.3.10	Extended form of the chain rule	584
8.3.11	Exercises (34–37)	586
8.3.12	Differentiation of exponential and related functions	586
8.3.13	Exercises (38–46)	591
8.3.14	Parametric and implicit differentiation	591
8.3.15	Exercises (47–59)	596

8.4	Higher derivatives	597
8.4.1	The second derivative	597
8.4.2	Exercises (60–72)	601
8.4.3	Curvature of plane curves	602
8.4.4	Exercises (73–78)	605

8.5	Applications to optimization problems	605
8.5.1	Optimal values	605
8.5.2	Exercises (79–88)	616

8.6	Numerical differentiation	618
8.6.1	The chord approximation	618
8.6.2	Exercises (89–93)	620

8.7	Integration	620
8.7.1	Basic ideas and definitions	620
8.7.2	Mathematical modelling using integration	624
8.7.3	Exercises (94–102)	628
8.7.4	Definite and indefinite integrals	628
8.7.5	The Fundamental Theorem of Calculus	631
8.7.6	Exercise (103)	633

8.8	Techniques of integration	633
8.8.1	Integration as antiderivative	634
8.8.2	Integration of piecewise-continuous functions	642
8.8.3	Exercises (104–109)	645
8.8.4	Integration by parts	646
8.8.5	Exercises (110–111)	649

8.8.6	Integration using the general composite rule	649
8.8.7	Exercises (112–116)	650
8.8.8	Integration using partial fractions	651
8.8.9	Exercises (117–118)	654
8.8.10	Integration involving the circular and hyperbolic functions	654
8.8.11	Exercises (119–120)	656
8.8.12	Integration by substitution	656
8.8.13	Integration involving $\sqrt{ax^2 + bx + c}$	661
8.8.14	Exercises (121–126)	664
8.9	Applications of integration	665
8.9.1	Volume of a solid of revolution	665
8.9.2	Centroid of a plane area	666
8.9.3	Centre of gravity of a solid of revolution	668
8.9.4	Mean values	668
8.9.5	Root mean square values	669
8.9.6	Arclength and surface area	669
8.9.7	Moments of inertia	677
8.9.8	Exercises (127–136)	678
8.10	Numerical evaluation of integrals	679
8.10.1	The trapezium rule	679
8.10.2	Simpson's rule	685
8.10.3	Exercises (137–142)	688
8.11	Engineering application: design of prismatic channels	689
8.12	Engineering application: harmonic analysis of periodic functions	691
8.13	Review exercises (1–39)	693
Chapter 9 Further Calculus		701
9.1	Introduction	702
9.2	Improper integrals	702
9.2.1	Integrand with an infinite discontinuity	703
9.2.2	Infinite integrals	706
9.2.3	Exercise (1)	707

9.3	Some theorems with applications to numerical methods	708
	9.3.1 Rolle's theorem and the first mean value theorems	708
	9.3.2 Convergence of iterative schemes	711
	9.3.3 Exercises (2–7)	715
<hr/>		
9.4	Taylor's theorem and related results	715
	9.4.1 Taylor polynomials and Taylor's theorem	715
	9.4.2 Taylor and Maclaurin series	718
	9.4.3 L'Hôpital's rule	723
	9.4.4 Exercises (8–20)	724
	9.4.5 Interpolation revisited	725
	9.4.6 Exercises (21–23)	726
	9.4.7 The convergence of iterations revisited	727
	9.4.8 Newton–Raphson procedure	728
	9.4.9 Optimization revisited	731
	9.4.10 Exercises (24–27)	731
	9.4.11 Numerical integration	731
	9.4.12 Exercises (28–31)	733
<hr/>		
9.5	Calculus of vectors	734
	9.5.1 Differentiation and integration of vectors	734
	9.5.2 Exercises (32–36)	736
<hr/>		
9.6	Functions of several variables	737
	9.6.1 Representation of functions of two variables	737
	9.6.2 Partial derivatives	739
	9.6.3 Directional derivatives	744
	9.6.4 Exercises (37–46)	747
	9.6.5 The chain rule	748
	9.6.6 Exercises (47–56)	752
	9.6.7 Successive differentiation	753
	9.6.8 Exercises (57–67)	756
	9.6.9 The total differential and small errors	757
	9.6.10 Exercises (68–75)	760
	9.6.11 Exact differentials	761
	9.6.12 Exercises (76–78)	763
<hr/>		
9.7	Taylor's theorem for functions of two variables	763
	9.7.1 Taylor's theorem	764
	9.7.2 Optimization of unconstrained functions	766
	9.7.3 Exercises (79–87)	772
	9.7.4 Optimization of constrained functions	773
	9.7.5 Exercises (88–93)	778

9.8	Engineering application: deflection of a built-in column	779
9.9	Engineering application: streamlines in fluid dynamics	781
9.10	Review exercises (1–35)	784
Chapter 10 Introduction to Ordinary Differential Equations		789
10.1	Introduction	790
10.2	Engineering examples	790
10.2.1	The take-off run of an aircraft	790
10.2.2	Domestic hot-water supply	792
10.2.3	Hydro-electric power generation	793
10.2.4	Simple electrical circuits	794
10.3	The classification of ordinary differential equations	795
10.3.1	Independent and dependent variables	796
10.3.2	The order of a differential equation	796
10.3.3	Linear and nonlinear differential equations	797
10.3.4	Homogeneous and nonhomogeneous equations	798
10.3.5	Exercises (1–2)	799
10.4	Solving differential equations	799
10.4.1	Solution by inspection	800
10.4.2	General and particular solutions	801
10.4.3	Boundary and initial conditions	802
10.4.4	Analytical and numerical solution	804
10.4.5	Exercises (3–6)	805
10.5	First-order ordinary differential equations	806
10.5.1	A geometrical perspective	807
10.5.2	Exercises (7–10)	809
10.5.3	Solution of separable differential equations	809
10.5.4	Exercises (11–17)	811
10.5.5	Solution of differential equations of $\frac{dx}{dt} = f\left(\frac{x}{t}\right)$ form	812
10.5.6	Exercises (18–22)	814
10.5.7	Solution of exact differential equations	814
10.5.8	Exercises (23–30)	817
10.5.9	Solution of linear differential equations	818

10.5.10	Solution of the Bernoulli differential equations	822
10.5.11	Exercises (31–38)	824
10.6	Numerical solution of first-order ordinary differential equations	825
10.6.1	A simple solution method: Euler’s method	826
10.6.2	Analysing Euler’s method	828
10.6.3	Using numerical methods to solve engineering problems	830
10.6.4	Exercises (39–45)	833
10.7	Engineering application: analysis of damper performance	834
10.8	Linear differential equations	839
10.8.1	Differential operators	839
10.8.2	Linear differential equations	841
10.8.3	Exercises (46–54)	849
10.9	Linear constant-coefficient differential equations	851
10.9.1	Linear homogeneous constant-coefficient equations	851
10.9.2	Exercises (55–61)	856
10.9.3	Linear nonhomogeneous constant-coefficient equations	857
10.9.4	Exercises (62–65)	863
10.10	Engineering application: second-order linear constant-coefficient differential equations	864
10.10.1	Free oscillations of elastic systems	864
10.10.2	Free oscillations of damped elastic systems	868
10.10.3	Forced oscillations of elastic systems	871
10.10.4	Oscillations in electrical circuits	875
10.10.5	Exercises (66–73)	876
10.11	Numerical solution of second- and higher-order differential equations	878
10.11.1	Numerical solution of coupled first-order equations	878
10.11.2	State-space representation of higher-order systems	881
10.11.3	Exercises (74–79)	883
10.12	Qualitative analysis of second-order differential equations	885
10.12.1	Phase-plane plots	885
10.12.2	Exercises (80–81)	889
10.13	Review exercises (1–35)	890

Chapter 11	Introduction to Laplace Transforms	897
11.1	Introduction	898
11.2	The Laplace transform	900
11.2.1	Definition and notation	900
11.2.2	Transforms of simple functions	902
11.2.3	Existence of the Laplace transform	905
11.2.4	Properties of the Laplace transform	907
11.2.5	Table of Laplace transforms	914
11.2.6	Exercises (1–3)	915
11.2.7	The inverse transform	915
11.2.8	Evaluation of inverse transforms	916
11.2.9	Inversion using the first shift theorem	918
11.2.10	Exercise (4)	920
11.3	Solution of differential equations	920
11.3.1	Transforms of derivatives	920
11.3.2	Transforms of integrals	922
11.3.3	Ordinary differential equations	923
11.3.4	Exercise (5)	928
11.3.5	Simultaneous differential equations	929
11.3.6	Exercise (6)	931
11.4	Engineering applications: electrical circuits and mechanical vibrations	932
11.4.1	Electrical circuits	932
11.4.2	Mechanical vibrations	937
11.4.3	Exercises (7–12)	941
11.5	Review exercises (1–18)	942
Chapter 12	Introduction to Fourier Series	946
12.1	Introduction	947
12.2	Fourier series expansion	948
12.2.1	Periodic functions	948
12.2.2	Fourier's theorem	949
12.2.3	The Fourier coefficients	950
12.2.4	Functions of period 2π	953
12.2.5	Even and odd functions	959

12.2.6	Even and odd harmonics	963
12.2.7	Linearity property	965
12.2.8	Convergence of the Fourier series	966
12.2.9	Exercises (1–7)	970
12.2.10	Functions of period T	971
12.2.11	Exercises (8–13)	974
12.3	Functions defined over a finite interval	974
12.3.1	Full-range series	974
12.3.2	Half-range cosine and sine series	976
12.3.3	Exercises (14–23)	980
12.4	Differentiation and integration of Fourier series	981
12.4.1	Integration of a Fourier series	982
12.4.2	Differentiation of a Fourier series	984
12.4.3	Exercises (24–26)	986
12.5	Engineering application: analysis of a slider–crank mechanism	987
12.6	Review exercises (1–21)	990
Chapter 13 Data Handling and Probability Theory		993
13.1	Introduction	994
13.2	The raw material of statistics	995
13.2.1	Experiments and sampling	995
13.2.2	Data types	995
13.2.3	Graphs for qualitative data	996
13.2.4	Histograms of quantitative data	999
13.2.5	Alternative types of plot for quantitative data	1005
13.2.6	Exercises (1–5)	1008
13.3	Probabilities of random events	1009
13.3.1	Interpretations of probability	1009
13.3.2	Sample space and events	1009
13.3.3	Axioms of probability	1010
13.3.4	Conditional probability	1012
13.3.5	Independence	1016
13.3.6	Exercises (6–23)	1020

13.4	Random variables	1022
13.4.1	Introduction and definition	1022
13.4.2	Discrete random variables	1022
13.4.3	Continuous random variables	1024
13.4.4	Properties of density and distribution functions	1025
13.4.5	Exercises (24–31)	1028
13.4.6	Measures of location and dispersion	1028
13.4.7	Expected values	1032
13.4.8	Independence of random variables	1033
13.4.9	Scaling and adding random variables	1034
13.4.10	Measures from sample data	1037
13.4.11	Exercises (32–48)	1042
13.5	Important practical distributions	1043
13.5.1	The binomial distribution	1044
13.5.2	The Poisson distribution	1046
13.5.3	The normal distribution	1049
13.5.4	The central limit theorem	1053
13.5.5	Normal approximation to the binomial	1056
13.5.6	Random variables for simulation	1057
13.5.7	Exercises (49–65)	1059
13.6	Engineering application: quality control	1061
13.6.1	Attribute control charts	1061
13.6.2	United States standard attribute charts	1064
13.6.3	Exercises (66–67)	1065
13.7	Engineering application: clustering of rare events	1065
13.7.1	Introduction	1065
13.7.2	Survey of near-misses between aircraft	1066
13.7.3	Exercises (68–69)	1067
13.8	Review exercises (1–13)	1068
Appendix I Tables		1070
AI.1	Some useful results	1070
AI.2	Trigonometric identities	1073

AI.3	Derivatives and integrals	1074
AI.4	Some useful standard integrals	1075

Answers to Exercises	1076
-----------------------------	-------------

Index	1115
--------------	-------------

Companion Website

For open-access **student resources** specifically written to complement this textbook and support your learning, please visit go.pearson.com/uk/he/resources



Lecturer Resources

For password-protected online resources tailored to support the use of this textbook in teaching, please visit go.pearson.com/uk/he/resources

Preface

The first edition of this book appeared in 1992; this is the sixth edition and there have been a few changes, mostly a few corrections and additions, but also more substantive changes to Chapter 13 Data Handling and Probability Theory. Echoing the words of my predecessor Professor Glyn James, the range of material covered in this sixth edition is regarded as appropriate for a first-level core studies course in mathematics for undergraduate courses in all engineering disciplines. Whilst designed primarily for use by engineering students it is believed that the book is also highly suitable for students of the physical sciences and applied mathematics. Additional material appropriate for second-level undergraduate core studies, or possibly elective studies for some engineering disciplines, is contained in the companion text *Advanced Modern Engineering Mathematics*.

The objective of the authoring team remains that of achieving a balance between the development of understanding and the mastering of solution techniques, with the emphasis being on the development of the student's ability to use mathematics with understanding to solve engineering problems. Consequently, the book is not a collection of recipes and techniques designed to teach students to solve routine exercises, nor is mathematical rigour introduced for its own sake. To achieve the desired objective the text contains:

- **Worked examples**
Approximately 500 worked examples, many of which incorporate mathematical models and are designed both to provide relevance and to reinforce the role of mathematics in various branches of engineering. In response to feedback from users, additional worked examples have been incorporated within this revised edition.
- **Applications**
To provide further exposure to the use of mathematical models in engineering practice, each chapter contains sections on engineering applications. These sections form an ideal framework for individual, or group, case study assignments leading to a written report and/or oral presentation, thereby helping to develop the skills of mathematical modelling necessary to prepare for the more open-ended modelling exercises at a later stage of the course.
- **Exercises**
There are numerous exercise sections throughout the text, and at the end of each chapter there is a comprehensive set of review exercises. While many of the exercise problems are designed to develop skills in mathematical techniques,

others are designed to develop understanding and to encourage learning by doing, and some are of an open-ended nature. This book contains over 1200 exercises and answers to all the questions are given. It is hoped that this provision, together with the large number of worked examples and style of presentation, also make the book suitable for private or directed study. Again in response to feedback from users, the frequency of exercise sections has been increased and additional questions have been added to many of the sections.



- Numerical methods

Recognizing the increasing use of numerical methods in engineering practice, which often complement the use of analytical methods in analysis and design and are of ultimate relevance when solving complex engineering problems, there is wide agreement that they should be integrated within the mathematics curriculum. Consequently the treatment of numerical methods is integrated within the analytical work throughout the book.

The position of software use is an important aspect of engineering education. The decision has been taken to use mainly MATLAB but also, in later chapters, MAPLE. Students are encouraged to make intelligent use of software, and where appropriate codes are included, but there is a health warning. The pace of technology shows little signs of lessening, and so in the space of six years, the likely time lapse before a new edition of this text, it is probable that software will continue to be updated, probably annually. There is therefore a real risk that much coding, though correct and working at the time of publication, could be broken by these updates. Therefore, in this edition the decision has been made not to overemphasize specific code but to direct students to the Companion Website or to general principles instead. The software packages, particularly MAPLE, have become easier to use without the need for programming skills. Much is menu driven these days. Here is more from Glyn on the subject that is still true:

Students are strongly encouraged to use one of these packages to check the answers to the examples and exercises. It is stressed that the MATLAB (and a few MAPLE) inserts are not intended to be a first introduction of the package to students; it is anticipated that they will receive an introductory course elsewhere and will be made aware of the excellent 'help' facility available. The purpose of incorporating the inserts is not only to improve efficiency in the use of the package but also to provide a facility to help develop a better understanding of the related mathematics. Whilst use of such packages takes the tedium out of arithmetic and algebraic manipulations it is important that they are used to enhance understanding and not to avoid it. It is recognized that not all users of the text will have access to either MATLAB or MAPLE, and consequently all the inserts are highlighted and can be 'omitted' without loss of continuity in developing the subject content.

Throughout the text two icons are used:

- An open screen  indicates that use of a software package would be useful (for example, for checking solutions) but not essential.
- A closed screen  indicates that the use of a software package is essential or highly desirable.

Specific changes in this sixth edition are an improvement in many of the diagrams, taking advantage of present-day software, and modernization of the examples and language. Also, Chapter 13 Data Handling and Probability Theory has been significantly modernized by interfacing the presentation with the very powerful software package R. It is free; simply search for 'R Software' and download it. I have been much aided in getting this edition ready for publication by my hardworking colleagues Matthew, John and Yinghui who now comprise the team.

Feedback from users of the previous edition on the subject content has been favourable, and consequently no new chapters have been introduced. However, in response to the feedback, chapters have been reviewed and amended/updated accordingly. Whilst subject content at this level has not changed much over the years the mode of delivery is being driven by developments in computer technology. Consequently there has been a shift towards online teaching and learning, coupled with student self-study programmes. In support of such programmes, worked examples and exercise sections are seen by many as the backbone of the text. Consequently in this new edition emphasis is given to strengthening the 'Worked Examples' throughout the text and increasing the frequency and number of questions in the 'Exercise Sections'. This has involved the restructuring, sometimes significantly, of material within individual chapters.

A comprehensive Solutions Manual is obtainable free of charge to lecturers using this textbook. It will be available for download online at go.pearson.com/uk/he/resources.

Also available online is a set of 'Refresher Units' covering topics students should have encountered at school but may not have used for some time.

This text is also paired with a MyLab™ - a teaching and learning platform that empowers you to reach every student. By combining trusted author content with digital tools and a flexible platform, MyLab personalizes the learning experience and improves results for each student. MyLab Math for this textbook has over 1150 questions to assign to your students, including exercises requiring different types of mathematics applications for a variety of industry types. Note that students require a course ID and an access card in order to use MyLab Math (see inside front cover for more information or contact your Pearson account manager at the link go.pearson.com/findarep).

Acknowledgements

The authoring team is extremely grateful to all the reviewers and users of the text who have provided valuable comments on previous editions of this book. Most of this has been highly constructive and very much appreciated. The team has continued to enjoy the full support of a very enthusiastic production team at Pearson Education and wishes to thank all those concerned.

Phil Dyke
Plymouth
and
Glyn James
Coventry
July 2019

About the authors

New authors Matthew Craven and Yinghui Wei join one of the original authors John Searl under the new editor, also one of the original authors, Phil Dyke, to produce this the sixth edition of *Modern Engineering Mathematics*.

Phil Dyke is Professor of Applied Mathematics at the University of Plymouth. He was a Head of School for twenty-two years, eighteen of these as Head of Mathematics and Statistics. He has over forty-five years' teaching and research experience in Higher Education, much of this teaching engineering students not only mathematics but also marine and coastal engineering. Apart from his contributions to both *Modern Engineering Mathematics* and *Advanced Modern Engineering Mathematics* he is the author of eleven other textbooks ranging in topic from advanced calculus, Laplace transforms and Fourier series to mechanics and marine physics. He is now semi-retired, but still teaches, is involved in research, and writes. He is a Fellow of the Institute of Mathematics and its Applications.

Matthew Craven is a Lecturer in Applied Mathematics at the University of Plymouth. For fifteen years, he has taught foundation year, postgraduate and everything in between. He is also part of the author team for the 5th edition of the companion text, *Advanced Modern Engineering Mathematics*. He has research interests in computational simulation, real-world operational research, high performance computing and optimization.

Yinghui Wei is an Associate Professor of Statistics at the University of Plymouth. She has taught probability and statistics modules for mathematics programmes as well as for programmes in other subject areas, including engineering, business and medicine. She has broad research interests in statistical modelling, data analysis and evidence synthesis.

John Searl was Director of the Edinburgh Centre for Mathematical Education at the University of Edinburgh before his retirement. As well as lecturing on mathematical education, he taught service courses for engineers and scientists. His most recent research concerned the development of learning environments that make for the effective learning of mathematics for 16–20 year olds. As an applied mathematician he worked collaboratively with (amongst others) engineers, physicists, biologists and pharmacologists, he is keen to develop problem-solving skills of students and to provide them with opportunities to display their mathematical knowledge within a variety of practical contexts. The contexts develop the extended reasoning needed in all fields of engineering.

The original editor was **Glyn James** who retired as Dean of the School of Mathematical and Information Sciences at Coventry University in 2001 and then became Emeritus Professor in Mathematics at the University. He graduated from the University College of Wales, Cardiff in the late 1950s, obtaining first-class honours degrees in both Mathematics and Chemistry. He obtained a PhD in Engineering Science in 1971 as an external student of the University of Warwick. He was employed at Coventry in 1964 and held the position of the Head of Mathematics Department prior to his appointment as Dean in 1992. His research interests were in control theory and its applications to industrial problems. He also had a keen interest in mathematical education, particularly in relation to the teaching of engineering mathematics and mathematical modelling. He was co-chairman of the European Mathematics Working Group established by the European Society for Engineering Education (SEFI) in 1982, a past chairman of the Education Committee of the Institute of Mathematics and its Applications (IMA), and a member of the Royal Society Mathematics Education Subcommittee. In 1995 he was chairman of the Working Group that produced the report *Mathematics Matters in Engineering* on behalf of the professional bodies in engineering and mathematics within the UK. He was also a member of the editorial/advisory board of three international journals. He published numerous papers and was co-editor of five books on various aspects of mathematical modelling. He was a past Vice-President of the IMA and also served a period as Honorary Secretary of the Institute. He was a Chartered Mathematician and a Fellow of the IMA. Sadly, Glyn James passed away in October 2019 during the production of this edition; his enthusiastic input was sorely missed, but this and its companion text remain a fitting legacy.

The original authors are David Burley, Dick Clements, Jerry Wright together with Phil Dyke and John Searl. The short biographies that are not here can be found in the previous editions.

1 Number, Algebra and Geometry

Chapter 1 Contents

1.1	Introduction	2
1.2	Number and arithmetic	2
1.3	Algebra	14
1.4	Geometry	36
1.5	Number and accuracy	47
1.6	Engineering applications	57
1.7	Review exercises (1–25)	59

1.1 Introduction

Mathematics plays an important role in our lives. It is used in everyday activities from buying food to organizing maintenance schedules for aircraft. Through applications developed in various cultural and historical contexts, mathematics has been one of the decisive factors in shaping the modern world. It continues to grow and to find new uses, particularly in engineering and technology, from electronic circuit design to machine learning.

Mathematics provides a powerful, concise and unambiguous way of organizing and communicating information. It is a means by which aspects of the physical universe can be explained and predicted. It is a problem-solving activity supported by a body of knowledge. Mathematics consists of facts, concepts, skills and thinking processes – aspects that are closely interrelated. It is a hierarchical subject in that new ideas and skills are developed from existing ones. This sometimes makes it a difficult subject for learners who, at every stage of their mathematical development, need to have ready recall of material learned earlier.

In the first two chapters we shall summarize the concepts and techniques that most students will already understand and we shall extend them into further developments in mathematics. There are four key areas of which students will already have considerable knowledge.

- numbers
- algebra
- geometry
- functions

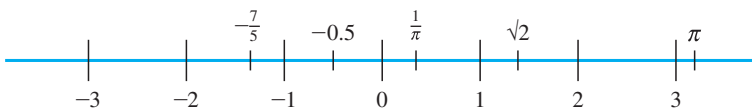
These areas are vital to making progress in engineering mathematics (indeed, they will solve many important problems in engineering). Here we will aim to consolidate that knowledge, to make it more precise and to develop it. In this first chapter we will deal with the first three topics; functions are considered next (see Chapter 2).

1.2 Number and arithmetic

1.2.1 Number line

Mathematics has grown from primitive arithmetic and geometry into a vast body of knowledge. The most ancient mathematical skill is counting, using, in the first instance, the natural numbers and later the integers. The term **natural numbers** commonly refers to the set $\mathbb{N} = \{1, 2, 3, \dots\}$, and the term **integers** to the set $\mathbb{Z} = \{0, 1, -1, 2, -2, 3, -3, \dots\}$. The integers can be represented as equally spaced points on a line called the **number line** as shown in Figure 1.1. In a computer the integers can be stored exactly. The set of all points (not just those representing integers) on the number line represents the **real numbers** (so named to distinguish them from the complex numbers, which are

Figure 1.1
The number line.



discussed in Chapter 3). The set of real numbers is denoted by \mathbb{R} . The general real number is usually denoted by the letter x and we write ‘ x in \mathbb{R} ’, meaning x is a real number. A real number that can be written as the ratio of two integers, like $\frac{3}{2}$ or $-\frac{7}{5}$, is called a **rational number**. Other numbers, like $\sqrt{2}$ and π , that cannot be expressed in that way are called **irrational numbers**. In a computer the real numbers can be stored only to a limited number of figures. This is a basic difference between the ways in which computers treat integers and real numbers, and is the reason why the computer languages commonly used by engineers distinguish between integer values and variables on the one hand and real number values and variables on the other.

1.2.2 Representation of numbers

For everyday purposes we use a system of representation based on ten **numerals**: 0, 1, 2, 3, 4, 5, 6, 7, 8, 9. These ten symbols are sufficient to represent all numbers if a **position notation** is adopted. For whole numbers this means that, starting from the right-hand end of the number, the least significant end, the figures represent the number of units, tens, hundreds, thousands, and so on. Thus one thousand, three hundred and sixty-five is represented by 1365, and two hundred and nine is represented by 209. Notice the role of the 0 in the latter example, acting as a position keeper. The use of a decimal point makes it possible to represent fractions as well as whole numbers. This system uses ten symbols. The number system is said to be ‘to base ten’ and is called the **decimal system**. Other bases are possible: for example, the Babylonians used a number system to base sixty, a fact that still influences our measurement of time. In some societies a number system evolved with more than one base, a survival of which can be seen in imperial measures (inches, feet, yards, ...). For some applications it is more convenient to use a base other than ten. Early electronic computers used **binary** numbers (to base two); modern computers use **hexadecimal** numbers (to base sixteen). For elementary (pen-and-paper) arithmetic a representation to base twelve would be more convenient than the usual decimal notation because twelve has more integer divisors (2, 3, 4, 6) than ten (2, 5).

In a decimal number the positions to the left of the decimal point represent units (10^0), tens (10^1), hundreds (10^2) and so on, while those to the right of the decimal point represent tenths (10^{-1}), hundredths (10^{-2}) and so on. Thus, for example,

$$\begin{array}{cccccc} 2 & 1 & 4 & \cdot & 3 & 6 \\ \downarrow & \downarrow & \downarrow & & \downarrow & \downarrow \\ 10^2 & 10^1 & 10^0 & & 10^{-1} & 10^{-2} \end{array}$$

so

$$\begin{aligned} 214.36 &= 2(10^2) + 1(10^1) + 4(10^0) + 3\left(\frac{1}{10}\right) + 6\left(\frac{1}{100}\right) \\ &= 200 + 10 + 4 + \frac{3}{10} + \frac{6}{100} \\ &= \frac{21436}{100} = \frac{5359}{25} \end{aligned}$$

In other number bases the pattern is the same: in base b the position values are b^0 , b^1 , b^2 , ... and b^{-1} , b^{-2} , ... Thus in binary (base two) the position values are units, twos, fours, eights, sixteens and so on, and halves, quarters, eighths and so on. In hexadecimal (base sixteen) the position values are units, sixteens, two hundred and fifty-sixes and so on, and sixteenths, two hundred and fifty-sixths and so on.

Example 1.1

Write (a) the binary number 1011101_2 as a decimal number and (b) the decimal number 115_{10} as a binary number.

Solution (a) $1011101_2 = 1(2^6) + 0(2^5) + 1(2^4) + 1(2^3) + 1(2^2) + 0(2^1) + 1(2^0)$
 $= 64_{10} + 0 + 16_{10} + 8_{10} + 4_{10} + 0 + 1_{10}$
 $= 93_{10}$

(b) We achieve the conversion to binary by repeated division by 2. Thus

$$115 \div 2 = 57 \text{ remainder } 1 \quad (2^0)$$

$$57 \div 2 = 28 \text{ remainder } 1 \quad (2^1)$$

$$28 \div 2 = 14 \text{ remainder } 0 \quad (2^2)$$

$$14 \div 2 = 7 \text{ remainder } 0 \quad (2^3)$$

$$7 \div 2 = 3 \text{ remainder } 1 \quad (2^4)$$

$$3 \div 2 = 1 \text{ remainder } 1 \quad (2^5)$$

$$1 \div 2 = 0 \text{ remainder } 1 \quad (2^6)$$

so that

$$115_{10} = 1110011_2$$

Example 1.2

Represent the numbers (a) two hundred and one, (b) two hundred and seventy-five, (c) five and three-quarters and (d) one-third in

- (i) decimal form using the figures 0, 1, 2, 3, 4, 5, 6, 7, 8, 9;
- (ii) binary form using the figures 0, 1;
- (iii) duodecimal (base twelve) form using the figures 0, 1, 2, 3, 4, 5, 6, 7, 8, 9, Δ , ε .

Solution (a) two hundred and one

$$(i) = 2 \text{ (hundreds)} + 0 \text{ (tens)} + 1 \text{ (units)} = 201_{10}$$

$$(ii) = 1 \text{ (one hundred and twenty-eight)} + 1 \text{ (sixty-four)} + 1 \text{ (eight)} + 1 \text{ (unit)} \\ = 11001001_2$$

$$(iii) = 1 \text{ (gross)} + 4 \text{ (dozens)} + 9 \text{ (units)} = 149_{12}$$

Here the subscripts 10, 2, 12 indicate the number base.

(b) two hundred and seventy-five

$$(i) = 2 \text{ (hundreds)} + 7 \text{ (tens)} + 5 \text{ (units)} = 275_{10}$$

$$(ii) = 1 \text{ (two hundred and fifty-six)} + 1 \text{ (sixteen)} + 1 \text{ (two)} + 1 \text{ (unit)} = 100010011_2$$

$$(iii) = 1 \text{ (gross)} + 10 \text{ (dozens)} + \text{eleven (units)} = 1\Delta\varepsilon_{12}$$

(Δ represents ten and ε represents eleven)

(c) five and three-quarters

$$(i) = 5 \text{ (units)} + 7 \text{ (tenths)} + 5 \text{ (hundredths)} = 5.75_{10}$$

$$(ii) = 1 \text{ (four)} + 1 \text{ (unit)} + 1 \text{ (half)} + 1 \text{ (quarter)} = 101.11_2$$

$$(iii) = 5 \text{ (units)} + 9 \text{ (twelfths)} = 5.9_{12}$$

(d) one-third

$$(i) = 3 \text{ (tenths)} + 3 \text{ (hundredths)} + 3 \text{ (thousandths)} + \dots = 0.333 \dots_{10}$$

$$(ii) = 1 \text{ (quarter)} + 1 \text{ (sixteenth)} + 1 \text{ (sixty-fourth)} + \dots = 0.010101 \dots_2$$

$$(iii) = 4 \text{ (twelfths)} = 0.4_{12}$$

1.2.3 Rules of arithmetic

The basic arithmetical operations of addition, subtraction, multiplication and division are performed subject to the **Fundamental Rules of Arithmetic**. For any three numbers a , b and c :

(a1) the commutative law of addition

$$a + b = b + a$$

(a2) the commutative law of multiplication

$$a \times b = b \times a$$

(b1) the associative law of addition

$$(a + b) + c = a + (b + c)$$

(b2) the associative law of multiplication

$$(a \times b) \times c = a \times (b \times c)$$

(c1) the distributive law of multiplication over addition and subtraction

$$(a + b) \times c = (a \times c) + (b \times c)$$

$$(a - b) \times c = (a \times c) - (b \times c)$$

(c2) the distributive law of division over addition and subtraction

$$(a + b) \div c = (a \div c) + (b \div c)$$

$$(a - b) \div c = (a \div c) - (b \div c)$$

Here the brackets indicate which operation is performed first. These operations are called **binary** operations because they associate with every two members of the set of real numbers a unique third member; for example,

$$2 + 5 = 7 \quad \text{and} \quad 3 \times 6 = 18$$

Example 1.3Find the value of $(100 + 20 + 3) \times 456$.**Solution** Using the distributive law we have

$$\begin{aligned}(100 + 20 + 3) \times 456 &= 100 \times 456 + 20 \times 456 + 3 \times 456 \\ &= 45\,600 + 9\,120 + 1\,368 = 56\,088\end{aligned}$$

Here 100×456 has been evaluated as

$$100 \times 400 + 100 \times 50 + 100 \times 6$$

and similarly 20×456 and 3×456 .

This, of course, is normally set out in the traditional school arithmetic way:

$$\begin{array}{r} 456 \\ 123 \times \\ \hline 1\,368 \\ 9\,120 \\ \hline 45\,600 \\ \hline 56\,088 \end{array}$$

Example 1.4Rewrite $(a + b) \times (c + d)$ as the sum of products.**Solution** Using the distributive law we have

$$\begin{aligned}(a + b) \times (c + d) &= a \times (c + d) + b \times (c + d) \\ &= (c + d) \times a + (c + d) \times b \\ &= c \times a + d \times a + c \times b + d \times b \\ &= a \times c + a \times d + b \times c + b \times d\end{aligned}$$

applying the commutative laws several times.

A further operation used with real numbers is that of **powering**. For example, $a \times a$ is written as a^2 , and $a \times a \times a$ is written as a^3 . In general the product of n a 's where n is a positive integer is written as a^n . (Here the n is called the **index** or **exponent**.) Operations with powering also obey simple rules:

$$a^n \times a^m = a^{n+m} \tag{1.1a}$$

$$a^n \div a^m = a^{n-m} \tag{1.1b}$$

$$(a^n)^m = a^{nm} \tag{1.1c}$$

From rule (1.1b) it follows, by setting $n = m$ and $a \neq 0$, that $a^0 = 1$. It is also convention to take $0^0 = 1$. The process of powering can be extended to include the fractional powers like $a^{1/2}$. Using rule (1.1c),

$$(a^{1/n})^n = a^{n/n} = a^1$$

and we see that

$$a^{1/n} = \sqrt[n]{a}$$

the n th root of a . Also, we can define a^{-m} using rule (1.1b) with $n = 0$, giving

$$1 \div a^m = a^{-m}, \quad a \neq 0$$

Thus a^{-m} is the reciprocal of a^m . In contrast with the binary operations $+$, \times , $-$ and \div , which operate on two numbers, the powering operation $()^r$ operates on just one element and is consequently called a **unary** operation. Notice that the fractional power

$$a^{m/n} = (\sqrt[n]{a})^m = \sqrt[n]{(a^m)}$$

is the n th root of a^m . If n is an even integer, then $a^{m/n}$ is not defined when a is negative. When $\sqrt[n]{a}$ is an irrational number then such a root is called a **surd**.

Numbers like $\sqrt{2}$ were described by the Greeks as **a-logos**, without a ratio number. An Arabic translator took the alternative meaning ‘without a word’ and used the Arabic word for ‘deaf’, which subsequently became **surdus**, Latin for deaf, when translated from Arabic to Latin in the mid-twelfth century.

Example 1.5

Find the values of

- (a) $27^{1/3}$ (b) $(-8)^{2/3}$ (c) $16^{-3/2}$
 (d) $(-2)^{-2}$ (e) $(-1/8)^{-2/3}$ (f) $(9)^{-1/2}$

Solution

- (a) $27^{1/3} = \sqrt[3]{27} = 3$
 (b) $(-8)^{2/3} = (\sqrt[3]{(-8)})^2 = (-2)^2 = 4$
 (c) $16^{-3/2} = (16^{1/2})^{-3} = (4)^{-3} = \frac{1}{4^3} = \frac{1}{64}$
 (d) $(-2)^{-2} = \frac{1}{(-2)^2} = \frac{1}{4}$
 (e) $(-1/8)^{-2/3} = [\sqrt[3]{(-1/8)}]^{-2} = [\sqrt[3]{(-1)/\sqrt[3]{8}}]^{-2} = [-1/2]^{-2} = 4$
 (f) $(9)^{-1/2} = (3)^{-1} = \frac{1}{3}$

Example 1.6

Express (a) in terms of $\sqrt{2}$ and simplify (b) to (f).

- (a) $\sqrt{18} + \sqrt{32} - \sqrt{50}$ (b) $6\sqrt{2}$ (c) $(1 - \sqrt{3})(1 + \sqrt{3})$
 (d) $\frac{2}{1 - \sqrt{3}}$ (e) $(1 + \sqrt{6})(1 - \sqrt{6})$ (f) $\frac{1 - \sqrt{2}}{1 + \sqrt{6}}$

Solution (a) $\sqrt{18} = \sqrt{2 \times 9} = \sqrt{2} \times \sqrt{9} = 3\sqrt{2}$
 $\sqrt{32} = \sqrt{2 \times 16} = \sqrt{2} \times \sqrt{16} = 4\sqrt{2}$
 $\sqrt{50} = \sqrt{2 \times 25} = \sqrt{2} \times \sqrt{25} = 5\sqrt{2}$

Thus $\sqrt{18} + \sqrt{32} - \sqrt{50} = 2\sqrt{2}$.

(b) $6\sqrt{2} = 3 \times 2\sqrt{2}$

Since $2 = \sqrt{2} \times \sqrt{2}$, we have $6\sqrt{2} = 3\sqrt{2}$.

(c) $(1 - \sqrt{3})(1 + \sqrt{3}) = 1 + \sqrt{3} - \sqrt{3} - 3 = -2$

(d) Using the result of part (c), $\frac{2}{1 - \sqrt{3}}$ can be simplified by multiplying 'top and bottom' by $1 + \sqrt{3}$ (notice the sign change in front of the $\sqrt{\quad}$). Thus

$$\begin{aligned} \frac{2}{1 - \sqrt{3}} &= \frac{2(1 + \sqrt{3})}{(1 - \sqrt{3})(1 + \sqrt{3})} \\ &= \frac{2(1 + \sqrt{3})}{1 - 3} \\ &= -1 - \sqrt{3} \end{aligned}$$

(e) $(1 + \sqrt{6})(1 - \sqrt{6}) = 1 - \sqrt{6} + \sqrt{6} - 6 = -5$

(f) Using the same technique as in part (d) we have

$$\begin{aligned} \frac{1 - \sqrt{2}}{1 + \sqrt{6}} &= \frac{(1 - \sqrt{2})(1 - \sqrt{6})}{(1 + \sqrt{6})(1 - \sqrt{6})} \\ &= \frac{1 - \sqrt{2} - \sqrt{6} + \sqrt{12}}{1 - 6} \\ &= -(1 - \sqrt{2} - \sqrt{6} + 2\sqrt{3})/5 \end{aligned}$$

This process of expressing the irrational number so that all of the surds are in the numerator is called **rationalization**.

When evaluating arithmetical expressions the following rules of precedence are observed:

- the powering operation ()^r is performed first
- then multiplication \times and/or division \div
- then addition $+$ and/or subtraction $-$

When two operators of equal precedence are adjacent in an expression the left-hand operation is performed first. For example,

$$12 - 4 + 13 = 8 + 13 = 21$$

and

$$15 \div 3 \times 2 = 5 \times 2 = 10$$

The precedence rules are overridden by brackets; thus

$$12 - (4 + 13) = 12 - 17 = -5$$

and

$$15 \div (3 \times 2) = 15 \div 6 = 2.5$$

This order of precedence is commonly referred to as BODMAS/BIDMAS (meaning: brackets, order/index, multiplication, addition, subtraction).

Example 1.7

Evaluate $7 - 5 \times 3 \div 2^2$.

Solution Following the rules of precedence, we have

$$7 - 5 \times 3 \div 2^2 = 7 - 5 \times 3 \div 4 = 7 - 15 \div 4 = 7 - 3.75 = 3.25$$

1.2.4 Exercises

1 Find the decimal equivalent of 110110.101_2 .

2 Find the binary and octal (base eight) equivalents of the decimal number 16321. Obtain a simple rule that relates these two representations of the number, and hence write down the octal equivalent of 1011100101101_2 .

3 Find the binary and octal equivalents of the decimal number 30.6. Does the rule obtained in Question 2 still apply?

4 Use binary arithmetic to evaluate

(a) $100011.011_2 + 1011.001_2$

(b) $111.10011_2 \times 10.111_2$

5 Simplify the following expressions, giving the answers with positive indices and without brackets:

(a) $2^3 \times 2^{-4}$ (b) $2^3 \div 2^{-4}$ (c) $(2^3)^{-4}$

(d) $3^{1/3} \times 3^{5/3}$ (e) $(36)^{-1/2}$ (f) $16^{3/4}$

6 The expression $7 - 2 \times 3^2 + 8$ may be evaluated using the usual implicit rules of precedence. It could be rewritten as $((7 - (2 \times (3^2))) + 8)$ using brackets to make the precedence explicit. Similarly rewrite the following expressions in fully bracketed form:

(a) $21 + 4 \times 3 \div 2$

(b) $17 - 6^{2+3}$

(c) $4 \times 2^3 - 7 \div 6 \times 2$

(d) $2 \times 3 - 6 \div 4 + 3^{2-5}$

7 Express the following in the form $x + y\sqrt{2}$ with x and y rational numbers:

(a) $(7 + 5\sqrt{2})^3$ (b) $(2 + \sqrt{2})^4$

(c) $\sqrt[3]{(7 + 5\sqrt{2})}$ (d) $\sqrt{(\frac{11}{2} - 3\sqrt{2})}$

8 Show that

$$\frac{1}{a + b\sqrt{c}} = \frac{a - b\sqrt{c}}{a^2 - b^2c}$$

Hence express the following numbers in the form $x + y\sqrt{n}$ where x and y are rational numbers and n is an integer:

(a) $\frac{1}{7 + 5\sqrt{2}}$ (b) $\frac{2 + 3\sqrt{2}}{9 - 7\sqrt{2}}$

(c) $\frac{4 - 2\sqrt{3}}{7 - 3\sqrt{3}}$ (d) $\frac{2 + 4\sqrt{5}}{4 - \sqrt{5}}$

9 Find the difference between 2 and the squares of

$$\frac{1}{1}, \frac{3}{2}, \frac{7}{5}, \frac{17}{12}, \frac{41}{29}, \frac{99}{70}$$

(a) Verify that successive terms of the sequence stand in relation to each other as m/n does to $(m + 2n)/(m + n)$.

(b) Verify that if m/n is a good approximation to $\sqrt{2}$ then $(m + 2n)/(m + n)$ is a better one, and that the errors in the two cases are in opposite directions.

(c) Find the next three terms of the above sequence.

1.2.5 Inequalities

The number line (Figure 1.1) makes explicit a further property of the real numbers – that of **ordering**. This enables us to make statements like ‘seven is greater than two’ and ‘five is less than six’. We represent this using the comparison symbols

$>$, ‘greater than’
 $<$, ‘less than’

It also makes obvious two other comparators:

$=$, ‘equals’
 \neq , ‘does not equal’

These comparators obey simple rules when used in conjunction with the arithmetical operations. For any four numbers a, b, c and d :

$$(a < b \text{ and } c < d) \text{ implies } a + c < b + d \quad (1.2a)$$

$$(a < b \text{ and } c > d) \text{ implies } a - c < b - d \quad (1.2b)$$

$$(a < b \text{ and } b < c) \text{ implies } a < c \quad (1.2c)$$

$$a < b \text{ implies } a + c < b + c \quad (1.2d)$$

$$(a < b \text{ and } c > 0) \text{ implies } ac < bc \quad (1.2e)$$

$$(a < b \text{ and } c < 0) \text{ implies } ac > bc \quad (1.2f)$$

$$(a < b \text{ and } ab > 0) \text{ implies } \frac{1}{a} > \frac{1}{b} \quad (1.2g)$$

Example 1.8 Show, without using a calculator, that $\sqrt{2} + \sqrt{3} > 2(\sqrt[4]{6})$.

Solution By squaring we have that

$$(\sqrt{2} + \sqrt{3})^2 = 2 + 2\sqrt{2}\sqrt{3} + 3 = 5 + 2\sqrt{6}$$

Also

$$(2\sqrt{6})^2 = 24 < 25 = 5^2$$

implying that $5 > 2\sqrt{6}$. Thus

$$(\sqrt{2} + \sqrt{3})^2 > 2\sqrt{6} + 2\sqrt{6} = 4\sqrt{6}$$

and, since $\sqrt{2} + \sqrt{3}$ is a positive number, it follows that

$$\sqrt{2} + \sqrt{3} > \sqrt{4\sqrt{6}} = 2(\sqrt[4]{6})$$

1.2.6 Modulus and intervals

The size of a real number x is called its modulus (or absolute value) and is denoted by $|x|$ (or sometimes by $\text{mod}(x)$). Thus

$$|x| = \begin{cases} x & (x \geq 0) \\ -x & (x < 0) \end{cases} \quad (1.3)$$

where the comparator \geq indicates 'greater than or equal to'. (Likewise \leq indicates 'less than or equal to'.)

Geometrically $|x|$ is the distance of the point representing x on the number line from the point representing zero. Similarly $|x - a|$ is the distance of the point representing x on the number line from that representing a .

The set of numbers between two distinct numbers, a and b say, defines an **open interval** on the real line. This is the set $\{x: a < x < b, x \text{ in } \mathbb{R}\}$ and is usually denoted by (a, b) . (Set notation will be fully described later (see Chapter 6); here $\{x:P\}$ denotes the set of all x that have property P .) Here the double-sided inequality means that x is greater than a and less than b ; that is, the inequalities $a < x$ and $x < b$ apply simultaneously. An interval that includes the end points is called a **closed interval**, denoted by $[a, b]$, with

$$[a, b] = \{x: a \leq x \leq b, x \text{ in } \mathbb{R}\}$$

Note that the distance between two numbers a and b might be either $a - b$ or $b - a$ depending on which was the larger. An immediate consequence of this is that

$$|a - b| = |b - a|$$

since a is the same distance from b as b is from a .

Example 1.9

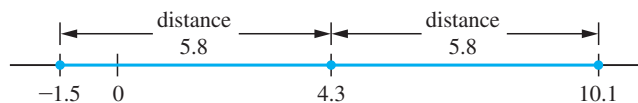
Find the values of x so that

$$|x - 4.3| = 5.8$$

Solution

$|x - 4.3| = 5.8$ means that the distance between the real numbers x and 4.3 is 5.8 units, but does not tell us whether $x > 4.3$ or whether $x < 4.3$. The situation is illustrated in Figure 1.2, from which it is clear that the two possible values of x are -1.5 and 10.1 .

Figure 1.2
Illustration of
 $|x - 4.3| = 5.8$.



Example 1.10

Express the sets (a) $\{x: |x - 3| < 5, x \text{ in } \mathbb{R}\}$ and (b) $\{x: |x + 2| \leq 3, x \text{ in } \mathbb{R}\}$ as intervals.

Solution

(a) $|x - 3| < 5$ means that the distance of the point representing x on the number line from the point representing 3 is less than 5 units, as shown in Figure 1.3(a). This implies that

$$-5 < x - 3 < 5$$

Adding 3 to each member of this inequality, using rule (1.2d), gives

$$-2 < x < 8$$

and the set of numbers satisfying this inequality is the open interval $(-2, 8)$.

(b) Similarly $|x + 2| \leq 3$, which may be rewritten as $|x - (-2)| \leq 3$, means that the distance of the point x on the number line from the point representing -2 is less than or equal to 3 units, as shown in Figure 1.3(b). This implies

$$-3 \leq x + 2 \leq 3$$

Subtracting 2 from each member of this inequality, using rule (1.2d), gives

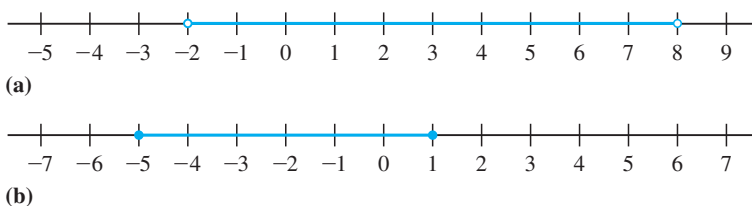
$$-5 \leq x \leq 1$$

and the set of numbers satisfying this inequality is the closed interval $[-5, 1]$.

It is easy (and sensible) to check these answers using spot values. For example, putting $x = -4$ in (b) gives $|-4 + 2| < 3$ correctly. Sometimes the sets $|x + 2| \leq 3$ and $|x + 2| < 3$ are described verbally as ‘lies in the interval x equals -2 ± 3 ’.

Figure 1.3

(a) The open interval $(-2, 8)$. (b) The closed interval $[-5, 1]$.



We note in passing the following results. For any two real numbers x and y :

$$|xy| = |x| |y| \tag{1.4a}$$

$$|x| < a \text{ for } a > 0, \text{ implies } -a < x < a \tag{1.4b}$$

$$|x + y| \leq |x| + |y|, \text{ known as the 'triangle inequality'} \tag{1.4c}$$

$$\frac{1}{2}(x + y) \geq \sqrt{xy}, \text{ when } x \geq 0 \text{ and } y \geq 0 \tag{1.4d}$$

Result (1.4d) is proved in Example 1.11 below and may be stated in words as

the arithmetic mean $\frac{1}{2}(x + y)$ of two positive numbers x and y is greater than or equal to the geometric mean \sqrt{xy} . Equality holds only when $x = y$.

Results (1.4a) to (1.4c) should be verified by the reader, who may find it helpful to try some particular values first, for example setting $x = -2$ and $y = 3$ in (1.4c).

Example 1.11

Prove that for any two positive numbers x and y , the arithmetic–geometric inequality

$$\frac{1}{2}(x + y) \geq \sqrt{xy}$$

holds.

Deduce that $x + \frac{1}{x} \geq 2$ for any positive number x .

We have to prove that $\frac{1}{2}(x + y) - \sqrt{xy}$ is greater than or equal to zero. Let E denote the expression $(x + y) - 2\sqrt{xy}$. Then

$$E \times [(x + y) + 2\sqrt{xy}] = (x + y)^2 - 4(xy)$$

(see Example 1.13)

$$\begin{aligned} E &= x^2 + 2xy + y^2 - 4xy \\ &= x^2 - 2xy + y^2 \\ &= (x - y)^2 \end{aligned}$$

which is greater than zero unless $x = y$. Since $(x + y) + 2\sqrt{xy}$ is positive, this implies

$$E \geq 0 \text{ or } \frac{1}{2}(x + y) \geq \sqrt{xy}. \text{ Setting } y = \frac{1}{x}, \text{ we obtain}$$

$$\frac{1}{2}\left(x + \frac{1}{x}\right) \geq \sqrt{\left(x \cdot \frac{1}{x}\right)} = 1$$

or

$$\left(x + \frac{1}{x}\right) \geq 2$$

1.2.7 Exercises

- 10** Show that $(\sqrt{5} + \sqrt{13})^2 > 34$ and determine without using a calculator the larger of $\sqrt{5} + \sqrt{13}$ and $\sqrt{3} + \sqrt{19}$.
- 11** Show the following sets on number lines and express them as intervals:
- (a) $\{x: |x - 4| \leq 6\}$ (b) $\{x: |x + 3| < 2\}$
(c) $\{x: |2x - 1| \leq 7\}$ (d) $\{x: |\frac{1}{4}x + 3| < 3\}$
- 12** Show the following intervals on number lines and express them as sets in the form $\{x: |ax + b| < c\}$ or $\{x: |ax + b| \leq c\}$:
- (a) $(1, 7)$ (b) $[-4, -2]$
(c) $(17, 26)$ (d) $[-\frac{1}{2}, \frac{3}{4}]$

14 NUMBER, ALGEBRA AND GEOMETRY

13 Given that $a < b$ and $c < d$, which of the following statements are always true?

(a) $a - c < b - d$ (b) $a - d < b - c$

(c) $ac < bd$ (d) $\frac{1}{b} < \frac{1}{a}$

In each case either prove that the statement is true or give a numerical example to show it can be false.

If, additionally, a, b, c and d are all greater than zero, how does that modify your answer?

(a) A journey is completed by travelling for the first half of the *time* at speed v_1 and the second half at speed v_2 . Find the average speed v_a for the journey in terms of v_1 and v_2 .

(b) A journey is completed by travelling at speed v_1 for half the *distance* and at speed v_2 for the second half. Find the average speed v_b for the journey in terms of v_1 and v_2 .

Deduce that a journey completed by travelling at two different speeds for equal distances will take longer than the same journey completed at the same two speeds for equal times.

14 The average speed for a journey is the distance covered divided by the time taken.

1.3 Algebra

The origins of algebra are to be found in Arabic mathematics as the name suggests, coming from the word *aljabara* meaning ‘combination’ or ‘re-uniting’. Algorithms are rules for solving problems in mathematics by standard step-by-step methods. Such methods were first described by the ninth-century mathematician Abu Ja’far Mohammed ben Musa from Khwarizm, modern Khiva on the southern border of Uzbekistan. The Arabic al-Khwarizm (‘from Khwarizm’) was Latinized to algorithm in the late Middle Ages. Often the letter x is used to denote an unassigned (or free) variable. It is thought that this is a corruption of the script letter \mathcal{r} abbreviating the Latin word *res*, thing. The use of unassigned variables enables us to form mathematical models of practical situations as illustrated in the following example. First we deal with a specific case and then with the general case using unassigned variables.

The idea, first introduced in the seventeenth century, of using letters to represent unspecified quantities led to the development of algebraic manipulation based on the elementary laws of arithmetic. This development greatly enhanced the problem-solving power of mathematics – so much so that it is difficult now to imagine doing mathematics without this resource.

Example 1.12

A pipe has the form of a hollow cylinder as shown in Figure 1.4. Find its mass when

(a) its length is 1.5 m, its external diameter is 205 mm, its internal diameter is 160 mm and its density is 5500 kg m^{-3} ;

(b) its length is l m, its external diameter is D mm, its internal diameter is d mm and its density is $\rho \text{ kg m}^{-3}$. Notice here that the unassigned variables l, D, d, ρ are pure numbers and do not include units of measurement.

Solution (a) Standardizing the units of length, the internal and external diameters are 0.16 m and 0.205 m respectively. The area of cross-section of the pipe is

$$0.25\pi(0.205^2 - 0.160^2) \text{ m}^2$$

(Reminder: The area of a circle of diameter D is $\pi D^2/4$.)

Hence the volume of the material of the pipe is

$$0.25\pi(0.205^2 - 0.160^2) \times 1.5 \text{ m}^3$$

and the mass (volume \times density) of the pipe is

$$0.25 \times 5500 \times \pi(0.205^2 - 0.160^2) \times 1.5 \text{ kg}$$

Evaluating this last expression by calculator gives the mass of the pipe as 106 kg to the nearest kilogram.

(b) The internal and external diameters of the pipe are $d/1000$ and $D/1000$ metres, respectively, so that the area of cross-section is

$$0.25\pi(D^2 - d^2)/1\,000\,000 \text{ m}^2$$

The volume of the pipe is

$$0.25\pi l(D^2 - d^2)/10^6 \text{ m}^3$$

Hence the mass M kg of the pipe of density ρ is given by the formulae

$$M = 0.25\pi\rho l(D^2 - d^2)/10^6 = 2.5\pi\rho l(D + d)(D - d) \times 10^{-5}$$

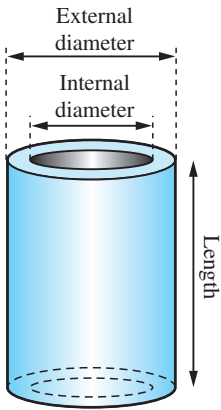


Figure 1.4
Cylindrical pipe
of Example 1.12.

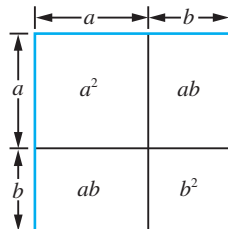
1.3.1 Algebraic manipulation

Algebraic manipulation made possible concise statements of well-known results, such as

$$(a + b)^2 = a^2 + 2ab + b^2 \quad (1.5)$$

Previously these results had been obtained by a combination of verbal reasoning and elementary geometry as illustrated in Figure 1.5.

Figure 1.5
Illustration of
 $(a + b)^2 = a^2 + 2ab + b^2$.



Example 1.13

Prove that

$$ab = \frac{1}{4}[(a + b)^2 - (a - b)^2]$$

Given $70^2 = 4900$ and $36^2 = 1296$, calculate 53×17 .**Solution** Since

$$(a + b)^2 = a^2 + 2ab + b^2$$

we deduce

$$(a - b)^2 = a^2 - 2ab + b^2$$

and

$$(a + b)^2 - (a - b)^2 = 4ab$$

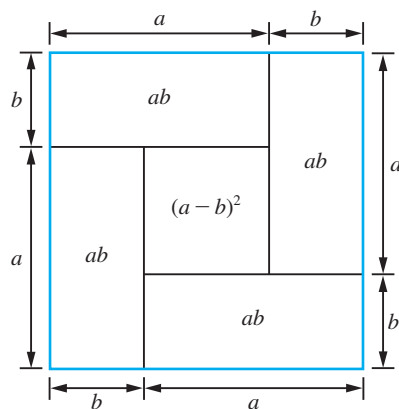
and

$$ab = \frac{1}{4}[(a + b)^2 - (a - b)^2]$$

The result is illustrated geometrically in Figure 1.6. Setting $a = 53$ and $b = 17$, we have

$$53 \times 17 = \frac{1}{4}[70^2 - 36^2] = 901$$

This method of calculating products was used by the Babylonians and is sometimes called ‘quarter-square’ multiplication. It has been used in some analogue devices and simulators.

Figure 1.6Illustration of $ab = \frac{1}{4}[(a + b)^2 - (a - b)^2]$.**Example 1.14**

Show that

$$(a + b + c)^2 = a^2 + b^2 + c^2 + 2ab + 2bc + 2ca$$

Solution Rewriting $a + b + c$ as $(a + b) + c$ we have

$$\begin{aligned} ((a + b) + c)^2 &= (a + b)^2 + 2(a + b)c + c^2 \quad \text{using (1.5a)} \\ &= a^2 + 2ab + b^2 + 2ac + 2bc + c^2 \\ &= a^2 + b^2 + c^2 + 2ab + 2bc + 2ac \end{aligned}$$

Example 1.15

Verify that

$$(x + p)^2 + q - p^2 = x^2 + 2px + q$$

and deduce that

$$ax^2 + bx + c = a\left(x + \frac{b}{2a}\right)^2 + c - \frac{b^2}{4a}$$

Solution $(x + p)^2 = x^2 + 2px + p^2$

so that

$$(x + p)^2 + q - p^2 = x^2 + 2px + q$$

Working in the reverse direction is more difficult

$$ax^2 + bx + c = a\left(x^2 + \frac{b}{a}x + \frac{c}{a}\right)$$

Comparing $x^2 + \frac{b}{a}x + \frac{c}{a}$ with $x^2 + 2px + q$, we can identify

$$\frac{b}{a} = 2p \quad \text{and} \quad \frac{c}{a} = q$$

Thus we can write

$$ax^2 + bx + c = a[(x + p)^2 + q - p^2]$$

where $p = \frac{b}{2a}$ and $q = \frac{c}{a}$

giving

$$\begin{aligned} ax^2 + bx + c &= a\left(x + \frac{b}{2a}\right)^2 + a\left(\frac{c}{a} - \frac{b^2}{4a^2}\right) \\ &= a\left(x + \frac{b}{2a}\right)^2 + c - \frac{b^2}{4a} \end{aligned}$$

This algebraic process is called ‘completing the square’.

We may summarize the results so far

$$(a + b)^2 = a^2 + 2ab + b^2 \tag{1.5a}$$

$$(a - b)^2 = a^2 - 2ab + b^2 \tag{1.5b}$$

$$a^2 - b^2 = (a + b)(a - b) \tag{1.5c}$$

$$ax^2 + bx + c = a\left(x + \frac{b}{2a}\right)^2 + c - \frac{b^2}{4a} \tag{1.5d}$$

As shown in the previous examples, the ordinary rules of arithmetic carry over to the generalized arithmetic of algebra. This is illustrated again in the following example.

Example 1.16

Express as a single fraction

(a) $\frac{1}{12} - \frac{2}{3} + \frac{3}{4}$

(b) $\frac{1}{(x+1)(x+2)} - \frac{2}{x+1} + \frac{3}{x+2}$

Solution (a) The lowest common denominator of these fractions is 12, so we may write

$$\begin{aligned}\frac{1}{12} - \frac{2}{3} + \frac{3}{4} &= \frac{1 - 8 + 9}{12} \\ &= \frac{2}{12} = \frac{1}{6}\end{aligned}$$

(b) The lowest common multiple of the denominators of these fractions is $(x+1)(x+2)$, so we may write

$$\begin{aligned}\frac{1}{(x+1)(x+2)} - \frac{2}{x+1} + \frac{3}{x+2} \\ &= \frac{1}{(x+1)(x+2)} - \frac{2(x+2)}{(x+1)(x+2)} + \frac{3(x+1)}{(x+1)(x+2)} \\ &= \frac{1 - 2(x+2) + 3(x+1)}{(x+1)(x+2)} \\ &= \frac{1 - 2x - 4 + 3x + 3}{(x+1)(x+2)} \\ &= \frac{x}{(x+1)(x+2)}\end{aligned}$$

Example 1.17Use the method of completing the square to manipulate the following quadratic expressions into the form of a number + (or -) the square of a term involving x .

(a) $x^2 + 3x - 7$ (b) $5 - 4x - x^2$

(c) $3x^2 - 5x + 4$ (d) $1 + 2x - 2x^2$

Solution Remember $(a + b)^2 = a^2 + 2ab + b^2$.(a) To convert $x^2 + 3x$ into a perfect square we need to add $(\frac{3}{2})^2$. Thus we have

$$\begin{aligned}x^2 + 3x - 7 &= [(x + \frac{3}{2})^2 - (\frac{3}{2})^2] - 7 \\ &= (x + \frac{3}{2})^2 - \frac{37}{4}\end{aligned}$$

(b) $5 - 4x - x^2 = 5 - (4x + x^2)$

To convert $x^2 + 4x$ into a perfect square we need to add 2^2 . Thus we have

$$x^2 + 4x = (x + 2)^2 - 2^2$$

and

$$5 - 4x - x^2 = 5 - [(x + 2)^2 - 2^2] = 9 - (x + 2)^2$$

(c) First we 'take outside' the coefficient of x^2 :

$$3x^2 - 5x + 4 = 3(x^2 - \frac{5}{3}x + \frac{4}{3})$$

Then we rearrange

$$x^2 - \frac{5}{3}x = (x - \frac{5}{6})^2 - \frac{25}{36}$$

so that $3x^2 - 5x + 4 = 3[(x - \frac{5}{6})^2 - \frac{25}{36} + \frac{4}{3}] = 3[(x - \frac{5}{6})^2 + \frac{23}{36}]$.

(d) Similarly

$$1 + 2x - 2x^2 = 1 - 2(x^2 - x)$$

and

$$x^2 - x = (x - \frac{1}{2})^2 - \frac{1}{4}$$

so that

$$1 + 2x - 2x^2 = 1 - 2[(x - \frac{1}{2})^2 - \frac{1}{4}] = \frac{3}{2} - 2(x - \frac{1}{2})^2$$

The reader should confirm that these results agree with identity (1.5d).

The number 45 can be factorized as $3 \times 3 \times 5$. Any product of numbers from 3, 3 and 5 is also a factor of 45. Algebraic expressions can be factorized in a similar fashion. An algebraic expression with more than one term can be factorized if each term contains common factors (either numerical or algebraic). These factors are removed by division from each term and the non-common factors remaining are grouped into brackets.

Example 1.18

Factorize $xz + 2yz - 2y - x$.

Solution There is no common factor to all four terms so we take them in pairs:

$$\begin{aligned} xz + 2yz - 2y - x &= (x + 2y)z - (2y + x) \\ &= (x + 2y)z - (x + 2y) \\ &= (x + 2y)(z - 1) \end{aligned}$$

Alternatively, we could have written

$$\begin{aligned} xz + 2yz - 2y - x &= (xz - x) + (2yz - 2y) \\ &= x(z - 1) + 2y(z - 1) \\ &= (x + 2y)(z - 1) \end{aligned}$$

to obtain the same result.

In many problems we are able to facilitate the solution by factorizing a quadratic expression $ax^2 + bx + c$ 'by hand', using knowledge of the factors of the numerical coefficients a , b and c .

Example 1.19

Factorize the expressions

(a) $x^2 + 12x + 35$ (b) $2x^2 + 9x - 5$

Solution (a) Since

$$(x + \alpha)(x + \beta) = x^2 + (\alpha + \beta)x + \alpha\beta$$

we examine the factors of the constant term of the expression

$$35 = 5 \times 7 = 35 \times 1$$

and notice that $5 + 7 = 12$ while $35 + 1 = 36$. So we can choose $\alpha = 5$ and $\beta = 7$ and write

$$x^2 + 12x + 35 = (x + 5)(x + 7)$$

(b) Since

$$(mx + \alpha)(nx + \beta) = mnx^2 + (n\alpha + m\beta)x + \alpha\beta$$

we examine the factors of the coefficient of x^2 and of the constant to give the coefficient of x . Here

$$2 = 2 \times 1 \text{ and } -5 = (-5) \times 1 = 5 \times (-1)$$

and we see that

$$2 \times 5 + 1 \times (-1) = 9$$

Thus we can write

$$(2x - 1)(x + 5) = 2x^2 + 9x - 5$$

It is sensible to do a 'spot-check' on the factorization by inserting a sample value of x , for example $x = 1$

$$(1)(6) = 2 + 9 - 5$$

Comment Some quadratic expressions, for example $x^2 + y^2$, do not have real factors.The expansion of $(a + b)^2$ in (1.5a) is a special case of a general result for $(a + b)^n$ known as the binomial expansion. This is discussed again later (see Sections 1.3.6 and 7.7.2). Here we shall look at the cases for $n = 0, 1, \dots, 6$.

Writing these out, we have

$$(a + b)^0 = 1$$

$$(a + b)^1 = a + b$$

$$(a + b)^2 = a^2 + 2ab + b^2$$

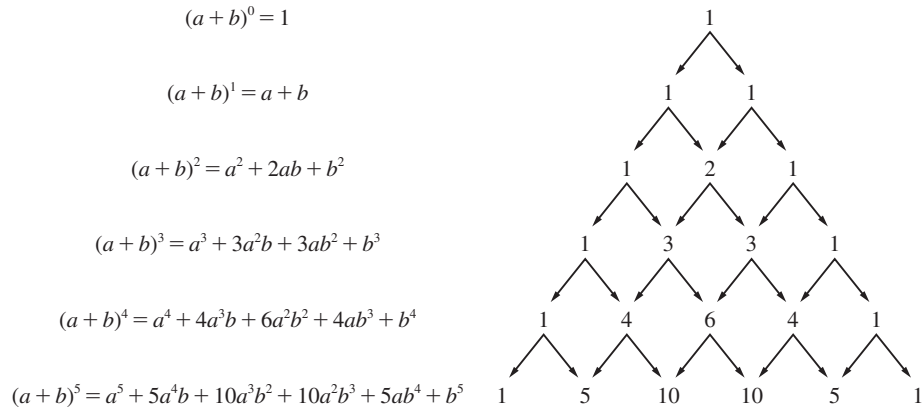
$$(a + b)^3 = a^3 + 3a^2b + 3ab^2 + b^3$$

$$(a + b)^4 = a^4 + 4a^3b + 6a^2b^2 + 4ab^3 + b^4$$

$$(a + b)^5 = a^5 + 5a^4b + 10a^3b^2 + 10a^2b^3 + 5ab^4 + b^5$$

$$(a + b)^6 = a^6 + 6a^5b + 15a^4b^2 + 20a^3b^3 + 15a^2b^4 + 6ab^5 + b^6$$

Figure 1.7
Pascal's triangle.



This table can be extended indefinitely. Each line can easily be obtained from the previous one. Thus, for example,

$$\begin{aligned}(a+b)^4 &= (a+b)(a+b)^3 \\ &= a(a^3 + 3a^2b + 3ab^2 + b^3) + b(a^3 + 3a^2b + 3ab^2 + b^3) \\ &= a^4 + 3a^3b + 3a^2b^2 + ab^3 + a^3b + 3a^2b^2 + 3ab^3 + b^4 \\ &= a^4 + 4a^3b + 6a^2b^2 + 4ab^3 + b^4\end{aligned}$$

The coefficients involved form a pattern of numbers called Pascal's triangle, shown in Figure 1.7. Each number in the interior of the triangle is obtained by summing the numbers to its right and left in the row above, as indicated by the arrows in Figure 1.7. This number pattern had been discovered prior to Pascal by the Chinese mathematician Jia Xian (in the mid-eleventh century).

Example 1.20

Expand

$$(a) (2x + 3y)^2 \quad (b) (2x - 3)^3 \quad (c) \left(2x - \frac{1}{x}\right)^4$$

Solution (a) Here we use the expansion

$$(a+b)^2 = a^2 + 2ab + b^2$$

with $a = 2x$ and $b = 3y$ to obtain

$$\begin{aligned}(2x + 3y)^2 &= (2x)^2 + 2(2x)(3y) + (3y)^2 \\ &= 4x^2 + 12xy + 9y^2\end{aligned}$$

(b) Here we use the expansion

$$(a+b)^3 = a^3 + 3a^2b + 3ab^2 + b^3$$

with $a = 2x$ and $b = -3$ to obtain

$$(2x - 3)^3 = 8x^3 - 36x^2 + 54x - 27$$

(c) Here we use the expansion

$$(a + b)^4 = a^4 + 4a^3b + 6a^2b^2 + 4ab^3 + b^4$$

with $a = 2x$ and $b = -1/x$ to obtain

$$\begin{aligned} \left(2x - \frac{1}{x}\right)^4 &= (2x)^4 + 4(2x)^3(-1/x) + 6(2x)^2(-1/x)^2 + 4(2x)(-1/x)^3 + (-1/x)^4 \\ &= 16x^4 - 32x^2 + 24 - 8/x^2 + 1/x^4 \end{aligned}$$

1.3.2 Exercises

15 Simplify the following expressions:

- (a) $x^3 \times x^{-4}$ (b) $x^3 \div x^{-4}$ (c) $(x^3)^{-4}$
 (d) $x^{1/3} \times x^{5/3}$ (e) $(4x^8)^{-1/2}$ (f) $\left(\frac{3}{2\sqrt{x}}\right)^{-2}$
 (g) $\sqrt{x}\left(x^2 - \frac{2}{x}\right)$ (h) $\left(5x^{1/3} - \frac{1}{2x^{1/3}}\right)^2$
 (i) $\frac{2x^{1/2} - x^{-1/2}}{x^{1/2}}$ (j) $\frac{(a^2b)^{1/2}}{(ab^{-2})^2}$
 (k) $(4ab^2)^{-3/2}$

16 Factorize

- (a) $x^2y - xy^2$
 (b) $x^2yz - xy^2z + 2xyz^2$
 (c) $ax - 2by - 2ay + bx$
 (d) $x^2 + 3x - 10$
 (e) $x^2 - \frac{1}{4}y^2$ (f) $81x^4 - y^4$

17 Simplify

- (a) $\frac{x^2 - x - 12}{x^2 - 16}$ (b) $\frac{x - 1}{x^2 - 2x - 3} - \frac{2}{x + 1}$
 (c) $\frac{1}{x^2 + 3x - 10} + \frac{1}{x^2 + 17x + 60}$
 (d) $(3x + 2y)(x - 2y) + 4xy$

18 An isosceles trapezium has non-parallel sides of length 20 cm and the shorter parallel side is 30 cm, as illustrated in Figure 1.8. The perpendicular distance between the parallel sides is h cm. Show that the area of the trapezium is $h(30 + \sqrt{(400 - h^2)})$ cm².

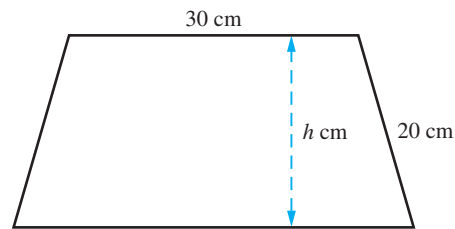


Figure 1.8

19 An open container is made from a sheet of cardboard of size 200 mm \times 300 mm using a simple fold, as shown in Figure 1.9. Show that the capacity C ml of the box is given by

$$C = x(150 - x)(100 - x)/250$$

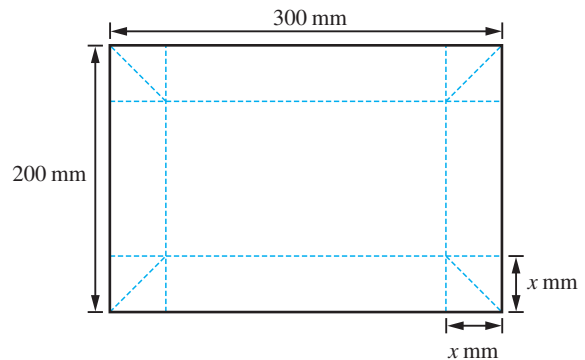


Figure 1.9 Sheet of cardboard of Question 19.

20 Rearrange the following quadratic expressions by completing the square.

- (a) $x^2 + x - 12$ (b) $3 - 2x + x^2$
 (c) $(x - 1)^2 - (2x - 3)^2$ (d) $1 + 4x - x^2$

1.3.3 Equations, inequalities and identities

It commonly occurs in the application of mathematics to practical problem solving that the numerical value of an expression involving unassigned variables is specified and we have to find the values of the unassigned variables which yield that value. We illustrate the idea with the elementary examples that follow.

Example 1.21

A hollow cone of base diameter 100 mm and height 150 mm is held upside down and completely filled with a liquid. The liquid is then transferred to a hollow circular cylinder of base diameter 80 mm. To what height is the cylinder filled?

Solution The situation is illustrated in Figure 1.10. The capacity of the cone is

$$\frac{1}{3}(\text{base area}) \times (\text{perpendicular height})$$

Thus the volume of liquid contained in the cone is

$$\frac{1}{3}\pi(50^2)(150) = 125\,000\pi \text{ mm}^3$$

The volume of the liquid in the circular cylinder is

$$(\text{base area}) \times (\text{height}) = \pi(40^2)h \text{ mm}^3$$

where h mm is the height of the liquid in the cylinder. Equating these quantities (assuming no liquid is lost in the transfer) we have

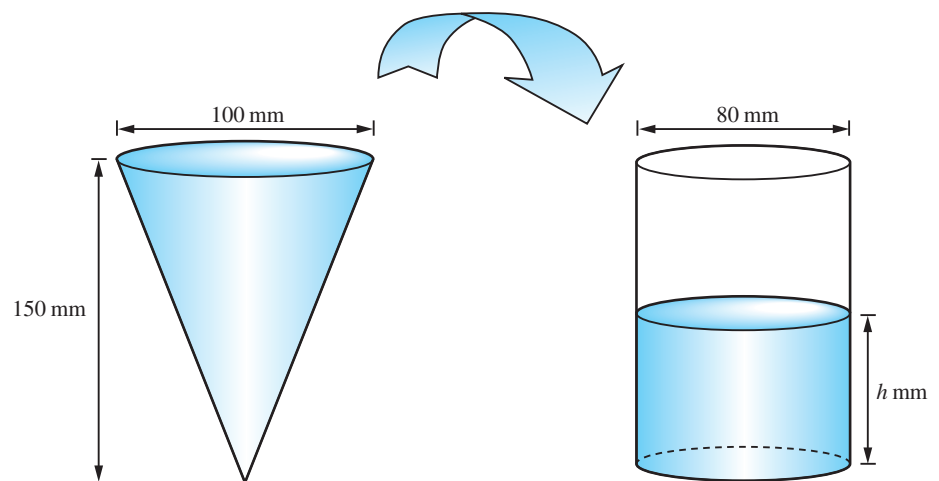
$$1600\pi h = 125\,000\pi$$

This **equation** enables us to find the value of the unassigned variable h :

$$h = 1250/16 = 78.125$$

Thus the height of the liquid in the cylinder is 78 mm to the nearest millimetre.

Figure 1.10
The cone and cylinder
of Example 1.21.



In the previous example we made use of the formula for the volume V of a cone of base diameter D and height H . We normally write this as

$$V = \frac{1}{12}\pi D^2 H$$

understanding that the units of measurement are compatible. This formula also tells us the height of such a cone in terms of its volume and base diameter

$$H = \frac{12V}{\pi D^2}$$

This type of rearrangement is common and is generally described as ‘changing the subject of the formula’.

Example 1.22

A dealer bought a number of equally priced articles for a total cost of £120. He sold all but one of them, making a profit of £1.50 on each article with a total revenue of £135. How many articles did he buy?

Solution

Let n be the number of articles bought. Then the cost of each article was £ $(120/n)$. Since $(n - 1)$ articles were sold the selling price of each article was £ $(135/(n - 1))$. Thus the profit per item was

$$£\left\{\frac{135}{n-1} - \frac{120}{n}\right\}$$

which we are told is equal to £1.50. Thus

$$\frac{135}{n-1} - \frac{120}{n} = 1.50$$

This implies

$$135n - 120(n - 1) = 1.50(n - 1)n$$

Dividing both sides by 1.5 gives

$$90n - 80(n - 1) = n^2 - n$$

Simplifying and collecting terms we obtain

$$n^2 - 11n - 80 = 0$$

This **equation** for n can be simplified further by factorizing the quadratic expression on the left-hand side

$$(n - 16)(n + 5) = 0$$

This implies either $n = 16$ or $n = -5$, so the dealer initially bought 16 articles (the solution $n = -5$ is not feasible).

Example 1.23

Using the method of completing the square (1.5a), obtain the formula for finding the roots of the general quadratic equation

$$ax^2 + bx + c = 0 \quad (a \neq 0)$$

Solution Dividing throughout by a gives

$$x^2 + \frac{b}{a}x + \frac{c}{a} = 0$$

Completing the square leads to

$$\left(x + \frac{b}{2a}\right)^2 + \frac{c}{a} = \left(\frac{b}{2a}\right)^2$$

giving

$$\left(x + \frac{b}{2a}\right)^2 = \frac{b^2}{4a^2} - \frac{c}{a} = \frac{b^2 - 4ac}{4a^2}$$

which on taking the square root gives

$$x + \frac{b}{2a} = +\frac{\sqrt{(b^2 - 4ac)}}{2a} \quad \text{or} \quad -\frac{\sqrt{(b^2 - 4ac)}}{2a}$$

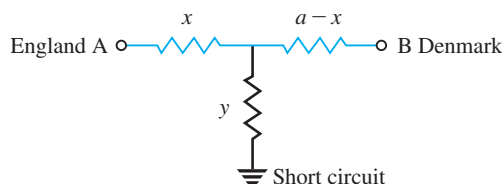
or

$$x = \frac{-b \pm \sqrt{(b^2 - 4ac)}}{2a} \tag{1.6}$$

Here the \pm symbol provides a neat shorthand for the two solutions.

- Comments**
- (a) The formula given in (1.6) makes clear the three cases: where for $b^2 > 4ac$ we have two real roots to the equation, for $b^2 < 4ac$ we have no real roots, and for $b^2 = 4ac$ we have one repeated real root.
- (b) The condition for equality of the roots of a quadratic equation occurs in practical applications, and we shall illustrate this in Example 2.48 after considering the trigonometric functions.
- (c) The quadratic equation has many important applications. One, which is of historical significance, concerned the electrical engineer Oliver Heaviside. In 1871 the telephone cable between England and Denmark developed a fault caused by a short circuit under the sea. His task was to locate that fault. The cable had a uniform resistance per unit length. His method of solution was brilliantly simple. The situation can be represented schematically as shown in Figure 1.11.

Figure 1.11
The circuit for the telephone line fault.



In the figure the total resistance of the line between A and B is a ohms and is known; x and y are unknown. If we can find x , we can locate the distance along the cable where the fault has occurred. Heaviside solved the problem by applying two tests. First he applied a battery, having voltage E , at A with the circuit open at B, and measured the resulting current I_1 . Then he applied the same battery at A but with the cable earthed at B, and again measured the resulting current I_2 . Using Ohm's law and the rules for combining resistances in parallel and in series, this yields the pair of equations

$$E = I_1(x + y)$$

$$E = I_2 \left[x + \left(\frac{1}{y} + \frac{1}{a - x} \right)^{-1} \right]$$

Writing $b = E/I_1$ and $c = E/I_2$, we can eliminate y from these equations to obtain an equation for x :

$$x^2 - 2cx + c(a + b) - ab = 0$$

which, using (1.6), has solutions

$$x = c \pm \sqrt{[(a - c)(b - c)]}$$

From his experimental data Heaviside was able to predict accurately the location of the fault.

In some problems we have to find the values of unassigned variables such that the value of an expression involving those variables satisfies an inequality condition (that is, it is either greater than, or alternatively less than, a specified value). Solving such inequalities requires careful observance of the rules for inequalities (1.2a–1.2g) set out previously (see Section 1.2.5).

Example 1.24

Find the values of x for which

$$\frac{1}{3 - x} < 2 \tag{1.7}$$

Solution (a) When $3 - x > 0$, that is $x < 3$, we may, using (1.2e), multiply (1.7) throughout by $3 - x$ to give

$$1 < 2(3 - x)$$

which, using (1.2d, e), reduces to

$$x < \frac{5}{2}$$

so that (1.7) is satisfied when both $x < 3$ and $x < \frac{5}{2}$ are satisfied; that is, $x < \frac{5}{2}$.

(b) When $3 - x < 0$, that is $x > 3$, we may, using (1.2f), multiply (1.7) throughout by $3 - x$ to give

$$1 > 2(3 - x)$$

which reduces to $x > \frac{5}{2}$ so that (1.7) is also satisfied when both $x > 3$ and $x > \frac{5}{2}$; that is, $x > 3$.

Thus inequality (1.7) is satisfied by values of x in the ranges $x > 3$ and $x < \frac{5}{2}$.

Comment A common mistake made is simply to multiply (1.7) throughout by $3 - x$ to give the answer $x < \frac{5}{2}$, forgetting to consider both cases of $3 - x > 0$ and $3 - x < 0$. We shall return to consider this example from the graphical point of view in Example 2.36.

Example 1.25

Find the values of x such that

$$x^2 + 2x + 2 > 50$$

Solution

Completing the square on the left-hand side of the inequality we obtain

$$(x + 1)^2 + 1 > 50$$

which gives

$$(x + 1)^2 > 49$$

Taking the square root of both sides of this inequality we deduce that

$$\text{either } (x + 1) < -7 \text{ or } (x + 1) > 7$$

Note particularly the first of these inequalities. From these we deduce that

$$x^2 + 2x + 2 > 50 \text{ for } x < -8 \text{ or } x > 6$$

The reader should check these results using spot values of x , say $x = -10$ and $x = 10$.

Example 1.26

A food manufacturer found that the sales figure for a certain item depended on its selling price. The company's market research department advised that the maximum number of items that could be sold weekly was 20 000 and that the number sold decreased by 100 for every 1p increase in its price. The total production cost consisted of a set-up cost of £200 **plus** 50p for every item manufactured. What price should the manufacturer adopt?

Solution

The data supplied by the market research department suggests that if the price of the item is p pence, then the number sold would be $20\,000 - 100p$. (So the company would sell none with $p = 200$, when the price is £2.) The production cost in pounds would

be $200 + 0.5 \times (\text{number sold})$, so that in terms of p we have the production cost $\pounds C$ given by

$$C = 200 + 0.5(20\,000 - 100p)$$

The revenue $\pounds R$ accrued by the manufacturer for the sales is (number sold) \times (price), which gives

$$R = (20\,000 - 100p)p/100$$

(remember to express the amount in pounds). Thus, the profit $\pounds P$ is given by

$$\begin{aligned} P &= R - C \\ &= (20\,000 - 100p)p/100 - 200 - 0.5(20\,000 - 100p) \\ &= -p^2 + 250p - 10\,200 \end{aligned}$$

Completing the square we have

$$\begin{aligned} P &= 125^2 - (p - 125)^2 - 10\,200 \\ &= 5425 - (p - 125)^2 \end{aligned}$$

Since $(p - 125)^2 \geq 0$, we deduce that $P \leq 5425$ and that the maximum value of P is 5425. To achieve this weekly profit, the manufacturer should adopt the price $\pounds 1.25$.

It is important to distinguish between those equalities that are valid for a restricted set of values of the unassigned variable x and those that are true for all values of x . For example,

$$(x - 5)(x + 7) = 0$$

is true only if $x = 5$ or $x = -7$. In contrast

$$(x - 5)(x + 7) = x^2 + 2x - 35 \tag{1.8}$$

is true for all values of x . The word ‘equals’ here is being used in subtly different ways. In the first case ‘=’ means ‘is numerically equal to’; in the second case ‘=’ means ‘is algebraically equal to’. Sometimes we emphasize the different meaning by means of the special symbol \equiv , meaning ‘algebraically equal to’. (However, it is fairly common practice in engineering to use ‘=’ in both cases.) Such equations are often called **identities**. Identities that involve an unassigned variable x as in (1.8) are valid for all values of x , and we can sometimes make use of this fact to simplify algebraic manipulations.

Example 1.27

Find the numbers A , B and C such that

$$x^2 + 2x - 35 \equiv A(x - 1)^2 + B(x - 1) + C$$

Solution **Method (a):** Since $x^2 + 2x - 35 \equiv A(x - 1)^2 + B(x - 1) + C$ it will be true for any value we give to x . So we choose values that make finding A , B and C easy.

Choosing $x = 0$ gives $-35 = A - B + C$

Choosing $x = 1$ gives $-32 = C$

Choosing $x = 2$ gives $-27 = A + B + C$

So we obtain $C = -32$, with $A - B = -3$ and $A + B = 5$. Hence $A = 1$ and $B = 4$ to give the identity

$$x^2 + 2x - 35 \equiv (x - 1)^2 + 4(x - 1) - 32$$

Method (b): Expanding the terms on the right-hand side, we have

$$x^2 + 2x - 35 \equiv Ax^2 + (B - 2A)x + A - B + C$$

The expressions on either side of the equals sign are algebraically equal, which means that the coefficient of x^2 on the left-hand side must equal the coefficient of x^2 on the right-hand side and so on. Thus

$$1 = A$$

$$2 = B - 2A$$

$$-35 = A - B + C$$

Hence we find $A = 1$, $B = 4$ and $C = -32$, as before.

Note: Method (a) assumes that a valid A , B and C exist. Sometimes a combination of methods (a) and (b) is helpful.

Example 1.28

Find numbers A , B and C such that

$$\frac{x^2}{x-1} \equiv Ax + B + \frac{C}{x-1}, \quad x \neq 1$$

Solution Expressing the right-hand side as a single term, we have

$$\frac{x^2}{x-1} \equiv \frac{(Ax + B)(x-1) + C}{x-1}$$

which, with $x \neq 1$, is equivalent to

$$x^2 \equiv (Ax + B)(x-1) + C$$

Choosing $x = 0$ gives $0 = -B + C$

Choosing $x = 1$ gives $1 = C$

Choosing $x = 2$ gives $4 = 2A + B + C$

Thus we obtain

$C = 1$, $B = 1$ and $A = 1$, yielding

$$\frac{x^2}{x-1} \equiv x + 1 + \frac{1}{x-1}$$

1.3.4 Exercises

- 21 Rearrange the following formula to make s the subject

$$m = p\sqrt{\frac{s+t}{s-t}}$$

- 22 Given $u = \frac{x^2+t}{x^2-t}$, find t in terms of u and x .

- 23 Solve for t

$$\frac{1}{1-t} - \frac{1}{1+t} = 1$$

- 24 If

$$\frac{3c^2 + 3xc + x^2}{3c^2 + 3yc + y^2} = \frac{yV_1}{xV_2}$$

find the positive value of c when

$$x = 4, y = 6, V_1 = 120, V_2 = 315$$

- 25 Solve for p the equation

$$\frac{2p+1}{p+5} + \frac{p-1}{p+1} = 2$$

- 26 A rectangle has a perimeter of 30 m. If its length is twice its breadth, find the length.

- 27 (a) A4 paper is such that a half sheet has the same shape as the whole sheet. Find the ratio of the lengths of the sides of the paper.
- (b) Foolscap paper is such that cutting off a square whose sides equal the shorter side of the paper leaves a rectangle which has the same shape

as the original sheet. Find the ratio of the sides of the original page.

- 28 Find the values of x for which

(a) $\frac{5}{x} < 2$ (b) $\frac{1}{2-x} < 1$

(c) $\frac{3x-2}{x-1} > 2$ (d) $\frac{3}{3x-2} > \frac{1}{x+4}$

- 29 Find the values of x for which

$$x^2 < 2 + |x|$$

- 30 Prove that

(a) $x^2 + 3x - 10 \geq -(\frac{7}{2})^2$

(b) $18 + 4x - x^2 \leq 22$

(c) $x + \frac{4}{x} \geq 4$ where $x > 0$

(Hint: First complete the square of the left-hand members.)

- 31 Find the values of A and B such that

(a) $\frac{1}{(x+1)(x-2)} \equiv \frac{A}{x+1} + \frac{B}{x-2}$

(b) $3x + 2 \equiv A(x-1) + B(x-2)$

(c) $\frac{5x+1}{\sqrt{(x^2+x+1)}} \equiv \frac{A(2x+1)+B}{\sqrt{(x^2+x+1)}}$

- 32 Find the values of A , B and C such that

$$2x^2 - 5x + 12 \equiv A(x-1)^2 + B(x-1) + C$$

1.3.5 Suffix and sigma notation

We have seen in previous sections how letters are used to denote general or unspecified values or numbers. This process has been extended in a variety of ways. In particular, the introduction of suffixes enables us to deal with problems that involve a high degree of generality or whose solutions have the flexibility to apply in a large number of situations. Consider for the moment an experiment involving measuring the temperature of an object (for example, a piece of machinery or a cooling fin in a heat exchanger) at intervals over a period of time. In giving a theoretical description of the experiment we would talk about the total period of time in general terms, say T minutes, and the time interval between measurements as h minutes, so that the total number n of time intervals would be given by T/h . Assuming that the initial and final temperatures are recorded

there are $(n + 1)$ measurements. In practice we would obtain a set of experimental results, as illustrated partially in Figure 1.12.

Figure 1.12
Experimental results:
temperature against
lapsed time.

<i>Lapsed time (minutes)</i>	0	5	10	15	...	170	175	180
<i>Temperature (°C)</i>	97.51	96.57	93.18	91.53	...	26.43	24.91	23.57

Here we could talk about the twenty-first reading and look it up in the table. In the theoretical description we would need to talk about any one of the $(n + 1)$ temperature measurements. To facilitate this we introduce a suffix notation. We label the times at which the temperatures are recorded $t_0, t_1, t_2, \dots, t_n$, where t_0 corresponds to the time when the initial measurement is taken, t_n to the time when the final measurement is taken, and

$$t_1 = t_0 + h, t_2 = t_0 + 2h, \dots, t_n = t_0 + nh$$

so that $t_n = t_0 + T$. We label the corresponding temperatures by $\theta_0, \theta_1, \theta_2, \dots, \theta_n$. We can then talk about the general result θ_k as measuring the temperature at time t_k .

In the analysis of the experimental results we may also wish to manipulate the data we have obtained. For example, we might wish to work out the average value of the temperature over the time period. With the thirty-seven specific experimental results given in Figure 1.12 it is possible to compute the average directly as

$$(97.51 + 96.57 + 93.18 + 91.53 + \dots + 23.57)/37$$

In general, however, we have

$$(\theta_0 + \theta_1 + \theta_2 + \dots + \theta_n)/(n + 1)$$

A compact way of writing this is to use the **sigma notation** for the extended summation $\theta_0 + \theta_1 + \dots + \theta_n$. We write

$$\sum_{k=0}^n \theta_k \quad (\Sigma \text{ is the upper-case Greek letter sigma})$$

to denote

$$\theta_0 + \theta_1 + \theta_2 + \dots + \theta_n$$

Thus

$$\sum_{k=0}^3 \theta_k = \theta_0 + \theta_1 + \theta_2 + \theta_3$$

and

$$\sum_{k=5}^{10} \theta_k = \theta_5 + \theta_6 + \theta_7 + \theta_8 + \theta_9 + \theta_{10}$$

The suffix k appearing in the quantity to be summed and underneath the sigma symbol is the ‘counting variable’ or ‘counter’. We may use any letter we please as a counter, provided that it is not being used at the same time for some other purpose. Thus

$$\sum_{i=0}^3 \theta_i = \theta_0 + \theta_1 + \theta_2 + \theta_3 = \sum_{n=0}^3 \theta_n = \sum_{j=0}^3 \theta_j$$

Thus, in general, if $a_0, a_1, a_2, \dots, a_n$ is a sequence of numbers or expressions, we write

$$\sum_{k=0}^n a_k = a_0 + a_1 + a_2 + \dots + a_n$$

Example 1.29

Given $a_0 = 1, a_1 = 5, a_2 = 2, a_3 = 7, a_4 = -1$ and $b_0 = 0, b_1 = 2, b_2 = -2, b_3 = 11, b_4 = 3$, calculate

$$(a) \sum_{k=0}^4 a_k \quad (b) \sum_{i=2}^3 a_i \quad (c) \sum_{k=1}^3 a_k b_k \quad (d) \sum_{k=0}^4 b_k^2$$

Solution (a) $\sum_{k=0}^4 a_k = a_0 + a_1 + a_2 + a_3 + a_4$

Substituting the given values for a_k ($k = 0, \dots, 4$) gives

$$\sum_{k=0}^4 a_k = 1 + 5 + 2 + 7 + (-1) = 14$$

$$(b) \sum_{i=2}^3 a_i = a_2 + a_3 = 2 + 7 = 9$$

$$(c) \sum_{k=1}^3 a_k b_k = a_1 b_1 + a_2 b_2 + a_3 b_3 = (5 \times 2) + (2 \times (-2)) + (7 \times 11) = 83$$

$$(d) \sum_{k=0}^4 b_k^2 = b_0^2 + b_1^2 + b_2^2 + b_3^2 + b_4^2 = 0 + 4 + 4 + 121 + 9 = 138$$

1.3.6 Factorial notation and the binomial expansion

The product of integers

$$1 \times 2 \times 3 \times \dots \times n = n \times (n-1) \times (n-2) \times \dots \times 1$$

has a special notation and name. It is called **n factorial** and is denoted by $n!$. Thus with

$$n! = n(n-1)(n-2) \dots (1)$$

two examples are

$$5! = 5 \times 4 \times 3 \times 2 \times 1 \quad \text{and} \quad 8! = 8 \times 7 \times 6 \times 5 \times 4 \times 3 \times 2 \times 1$$

Notice that $5! = 5(4!)$ so that we can write in general

$$n! = (n-1)! \times n$$

This relationship enables us to define $0!$, since $1! = 1 \times 0!$ and $1!$ also equals 1. Thus $0!$ is defined by

$$0! = 1$$

Example 1.30

Evaluate

- (a) $4!$ (b) $3! \times 2!$ (c) $6!$ (d) $7!/(2! \times 5!)$

- Solution** (a) $4! = 4 \times 3 \times 2 \times 1 = 24$
 (b) $3! \times 2! = (3 \times 2 \times 1) \times (2 \times 1) = 12$
 (c) $6! = 6 \times 5 \times 4 \times 3 \times 2 \times 1 = 720$

Notice that $2! \times 3! \neq (2 \times 3)!$.

$$(d) \frac{7!}{2! \times 5!} = \frac{7 \times 6 \times 5 \times 4 \times 3 \times 2 \times 1}{2 \times 1 \times 5 \times 4 \times 3 \times 2 \times 1} = \frac{7 \times 6}{2} = 21$$

Notice that we could have simplified the last item by writing

$$7! = 7 \times 6 \times (5!)$$

then

$$\frac{7!}{2! \times 5!} = \frac{7 \times 6 \times (5!)}{2! \times 5!} = \frac{7 \times 6}{2 \times 1} = 21$$

An interpretation of $n!$ is the total number of different ways it is possible to arrange n different objects in a single line. For example, the word SEAT comprises four different letters, and we can arrange the letters in $4! = 24$ different ways.

SEAT EATS ATSE TSEA
 SETA EAST ATES TSAE
 SAET ESAT AETS TESA
 SATE ESTA AEST TEAS
 STAE ETSA ASET TAES
 STEA ETAS ASTE TASE

This is because we can choose the first letter in four different ways (S, E, A or T). Once that choice is made, we can choose the second letter in three different ways, then we can choose the third letter in two different ways. Having chosen the first three letters, the last letter is automatically fixed. For each of the four possible first choices, we have three possible choices for the second letter, giving us twelve (4×3) possible choices of the first two letters. To each of these twelve possible choices we have two possible choices of the third letter, giving us twenty-four ($4 \times 3 \times 2$) possible choices of the first three letters. Having chosen the first three letters, there is only one possible choice of last letter. So in all we have $4!$ possible choices.

Example 1.31

In how many ways can the letters of the word REGAL be arranged in a line, and in how many of those do the two letters A and E appear in adjacent positions?

Solution

The word REGAL has five distinct letters, so they can be arranged in a line in $5! = 120$ different ways. To find out in how many of those arrangements the A and E appear together, we consider how many arrangements can be made of RGL(AE) and RGL(EA), regarding the bracketed terms as a single symbol. There are $4!$ possible arrangements of both of these, so of the 120 different ways in which the letters of the word REGAL can be arranged, 48 contain the letters A and E in adjacent positions.

The introduction of the factorial notation facilitates the writing down of many complicated expressions. In particular it enables us to write down the general form of the binomial expansion discussed earlier (see Section 1.3.1). There we wrote out long-hand the expansion of $(a + b)^n$ for $n = 0, 1, 2, \dots, 6$ and noted the relationship between the coefficients of $(a + b)^n$ and those of $(a + b)^{n-1}$, shown clearly in Pascal's triangle of Figure 1.7.

If

$$(a + b)^{n-1} = c_0 a^{n-1} + c_1 a^{n-2} b + c_2 a^{n-3} b^2 + c_3 a^{n-4} b^3 + \dots + c_{n-1} b^{n-1}$$

and

$$(a + b)^n = d_0 a^n + d_1 a^{n-1} b + d_2 a^{n-2} b^2 + \dots + d_{n-1} a b^{n-1} + d_n b^n$$

then, as described previously when developing Pascal's triangle,

$$c_0 = d_0 = 1, \quad d_1 = c_1 + c_0, \quad d_2 = c_2 + c_1, \quad d_3 = c_3 + c_2, \dots$$

and in general

$$d_r = c_r + c_{r-1}$$

It is easy to verify that this relationship is satisfied by

$$d_r = \frac{n!}{r!(n-r)!}, \quad c_r = \frac{(n-1)!}{r!(n-1-r)!}, \quad c_{r-1} = \frac{(n-1)!}{(r-1)!(n-1-r+1)!}$$

and it can be shown that the coefficient of $a^{n-r} b^r$ in the expansion of $(a + b)^n$ is

$$\frac{n!}{r!(n-r)!} = \frac{n(n-1)(n-2)\dots(n-r+1)}{r(r-1)(r-2)\dots(1)} \quad (1.9)$$

This is a very important result, with many applications. Using it we can write down the general binomial expansion

$$(a + b)^n = \sum_{r=0}^n \frac{n!}{r!(n-r)!} a^{n-r} b^r \quad (1.10)$$

The coefficient $\frac{n!}{r!(n-r)!}$ is called the **binomial coefficient** and has the special notation

$$\binom{n}{r} = \frac{n!}{r!(n-r)!}$$

This may be written as nC_r . Thus we may write

$$(a + b)^n = \sum_{r=0}^n \binom{n}{r} a^{n-r} b^r \quad (1.11)$$

which is referred to as the general **binomial expansion**.

Example 1.32

Expand the expression $(2 + x)^5$.

Solution Setting $a = 2$ and $b = x$ in the general binomial expansion we have

$$\begin{aligned} (2 + x)^5 &= \sum_{r=0}^5 \binom{5}{r} 2^{5-r} x^r \\ &= \binom{5}{0} 2^5 + \binom{5}{1} 2^4 x + \binom{5}{2} 2^3 x^2 + \binom{5}{3} 2^2 x^3 + \binom{5}{4} 2 x^4 + \binom{5}{5} x^5 \\ &= (1)(2^5) + (5)(2^4)x + (10)(2^3)x^2 + (10)(2^2)x^3 + (5)(2)x^4 + 1x^5 \end{aligned}$$

since $\binom{5}{0} = \frac{5!}{0!5!} = 1$, $\binom{5}{1} = \frac{5!}{1!4!} = 5$, $\binom{5}{2} = \frac{5!}{2!3!} = 10$ and so on. Thus

$$(2 + x)^5 = 32 + 80x + 80x^2 + 40x^3 + 10x^4 + x^5$$

1.3.7 Exercises

33 Given $a_0 = 2$, $a_1 = -1$, $a_2 = -4$, $a_3 = 5$, $a_4 = 3$ and $b_0 = 1$, $b_1 = 1$, $b_2 = 2$, $b_3 = -1$, $b_4 = 2$, calculate

$$\begin{aligned} \text{(a)} \quad & \sum_{k=0}^4 a_k & \text{(b)} \quad & \sum_{j=1}^3 a_j \\ \text{(c)} \quad & \sum_{k=1}^2 a_k b_k & \text{(d)} \quad & \sum_{j=0}^4 b_j^2 \end{aligned}$$

34 Evaluate

$$\begin{aligned} \text{(a)} \quad & 5! & \text{(b)} \quad & 3!/4! & \text{(c)} \quad & 7!/(3! \times 4!) \\ \text{(d)} \quad & \binom{5}{2} & \text{(e)} \quad & \binom{9}{3} & \text{(f)} \quad & \binom{8}{4} \end{aligned}$$

35 Using the general binomial expansion expand the following expressions:

$$\begin{aligned} \text{(a)} \quad & (x - 3)^4 & \text{(b)} \quad & (x + \frac{1}{2})^3 \\ \text{(c)} \quad & (2x + 3)^5 & \text{(d)} \quad & (3x + 2y)^4 \end{aligned}$$

1.4 Geometry

1.4.1 Coordinates

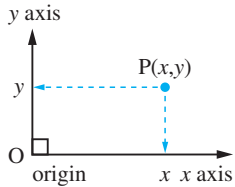


Figure 1.13
Cartesian coordinates.

In addition to the introduction of algebraic manipulation another innovation made in the seventeenth century was the use of coordinates to represent the position of a point P on a plane as shown in Figure 1.13. Conventionally the point P is represented by an ordered pair of numbers contained in brackets thus: (x, y) . This innovation was largely due to the philosopher and scientist René Descartes (1596–1650) and consequently we often refer to (x, y) as the **cartesian coordinates** of P . This notation is the same as that for an open interval on the number line introduced previously (see Section 1.2.1), but has an entirely separate meaning and the two should not be confused. Whether (x, y) denotes an open interval or a coordinate pair is usually clear from the context.

1.4.2 Straight lines

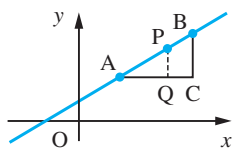


Figure 1.14
Straight line.

The introduction of coordinates made possible the algebraic description of the plane curves of classical geometry and the proof of standard results by algebraic methods.

Consider, for example, the point P lying on the line AB as shown in Figure 1.14. Let P divide AB in the ratio $\lambda:1-\lambda$. Then $AP/AB = \lambda$ and, by similar triangles,

$$\frac{AP}{AB} = \frac{PQ}{BC} = \frac{AQ}{AC}$$

Let A, B and P have coordinates $(x_0, y_0), (x_1, y_1)$ and (x, y) respectively; then from the diagram

$$AQ = x - x_0, AC = x_1 - x_0, PQ = y - y_0, BC = y_1 - y_0$$

Thus

$$\frac{PQ}{BC} = \frac{AQ}{AC} \quad \text{implies} \quad \frac{y - y_0}{y_1 - y_0} = \frac{x - x_0}{x_1 - x_0}$$

from which we deduce, after some rearrangement,

$$y = \frac{y_1 - y_0}{x_1 - x_0}(x - x_0) + y_0 \quad (1.12)$$

which represents the equation of a straight line passing through two points (x_0, y_0) and (x_1, y_1) .

More simply, the equation of a straight line passing through the two points having coordinates (x_0, y_0) and (x_1, y_1) may be written as

$$y = mx + c \quad (1.13)$$

where $m = \frac{y_1 - y_0}{x_1 - x_0}$ is the gradient (slope) of the line and $c = \frac{y_0 x_1 - y_1 x_0}{x_1 - x_0}$ is the intercept on the y axis.

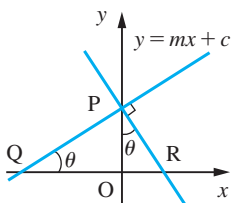


Figure 1.15
Perpendicular lines.

A line perpendicular to $y = mx + c$ has gradient $-1/m$ as shown in Figure 1.15. The gradient of the line PQ is $OP/QO = m$. The gradient of the line PR is $-OP/OR$. By similar triangles POQ, POR we have $OP/OR = OQ/OP = 1/m$.

Equations of the form

$$y = mx + c$$

represent straight lines on the plane and, consequently, are called **linear equations**.

Example 1.33

Find the equation of the straight line that passes through the points (1, 2) and (3, 3).

Solution Taking $(x_0, y_0) = (1, 2)$ and $(x_1, y_1) = (3, 3)$

$$\text{slope of line} = \frac{y_1 - y_0}{x_1 - x_0} = \frac{3 - 2}{3 - 1} = \frac{1}{2}$$

so from formula (1.12) the equation of the straight line is

$$y = \frac{1}{2}(x - 1) + 2$$

which simplifies to

$$y = \frac{1}{2}x + \frac{3}{2}$$

Example 1.34

Find the equation of the straight line passing through the point (3, 2) and parallel to the line $2y = 3x + 4$. Determine its x and y intercepts.

Solution Writing $2y = 3x + 4$ as

$$y = \frac{3}{2}x + 2$$

we have from (1.13) that the slope of this line is $\frac{3}{2}$. Since the required line is parallel to this line, it will also have a slope of $\frac{3}{2}$. (The slope of the line perpendicular to it is $-\frac{2}{3}$.) Thus from (1.13) it has equation

$$y = \frac{3}{2}x + c$$

To determine the constant c , we use the fact that the line passes through the point (3, 2), so that

$$2 = \frac{9}{2} + c \quad \text{giving} \quad c = -\frac{5}{2}$$

Thus the equation of the required line is

$$y = \frac{3}{2}x - \frac{5}{2} \quad \text{or} \quad 2y = 3x - 5$$

The y intercept is $c = -\frac{5}{2}$.

To obtain the x intercept we substitute $y = 0$, giving $x = \frac{5}{3}$, so that the x intercept is $\frac{5}{3}$.

The graph of the line is shown in Figure 1.16.

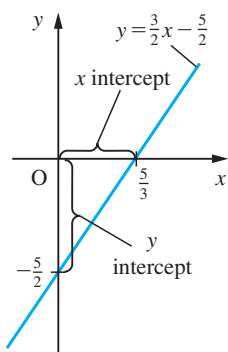


Figure 1.16
The straight line
 $2y = 3x - 5$.

1.4.3 Circles

A circle is the planar curve whose points are all equidistant from a fixed point called the centre of the circle. The simplest case is a circle centred at the origin with radius r , as shown in Figure 1.17(a). Applying Pythagoras' theorem to triangle OPQ we obtain

$$x^2 + y^2 = r^2$$

(Note that r is a constant.) When the centre of the circle is at the point (a, b) , rather than the origin, the equation of the circle is

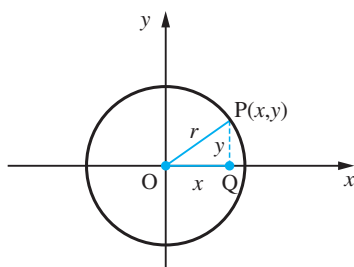
$$(x - a)^2 + (y - b)^2 = r^2 \quad (1.14a)$$

obtained by applying Pythagoras' theorem in triangle O'PN of Figure 1.17(b). This expands to

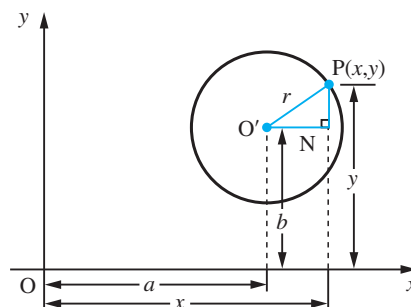
$$x^2 + y^2 - 2ax - 2by + (a^2 + b^2 - r^2) = 0$$

Figure 1.17

(a) A circle of centre origin, radius r . (b) A circle of centre (a, b) , radius r .



(a)



(b)

Thus the general equation

$$x^2 + y^2 + 2fx + 2gy + c = 0 \quad (1.14b)$$

represents a circle having centre $(-f, -g)$ and radius $\sqrt{f^2 + g^2 - c}$. Notice that the general circle has three constants f , g and c in its equation. This implies that we need three points to specify a circle completely.

Example 1.35

Find the equation of the circle with centre $(1, 2)$ and radius 3.

Solution Using Pythagoras' theorem, if the point $P(x, y)$ lies on the circle then from (1.14a)

$$(x - 1)^2 + (y - 2)^2 = 3^2$$

Thus

$$x^2 - 2x + 1 + y^2 - 4y + 4 = 9$$

giving the equation as

$$x^2 + y^2 - 2x - 4y - 4 = 0$$

Example 1.36

Find the radius and the coordinates of the centre of the circle whose equation is

$$2x^2 + 2y^2 - 3x + 5y + 2 = 0$$

Solution Dividing through by the coefficient of x^2 we obtain

$$x^2 + y^2 - \frac{3}{2}x + \frac{5}{2}y + 1 = 0$$

Now completing the square on the x terms and the y terms separately gives

$$\left(x - \frac{3}{4}\right)^2 + \left(y + \frac{5}{4}\right)^2 = \frac{9}{16} + \frac{25}{16} - 1 = \frac{18}{16}$$

Hence, from (1.14a), the circle has radius $(3\sqrt{2})/4$ and centre $(3/4, -5/4)$.

Example 1.37

Find the equation of the circle which passes through the points $(0, 0)$, $(0, 2)$, $(4, 0)$.

Solution **Method (a):** From (1.14b) the general equation of a circle is

$$x^2 + y^2 + 2fx + 2gy + c = 0$$

Substituting the three points into this equation gives three equations for the unknowns f , g and c .

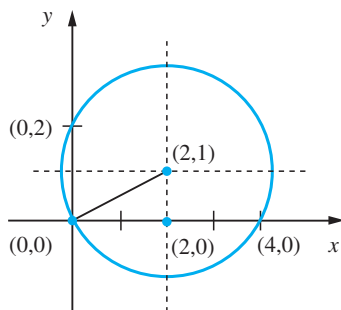
Thus substituting $(0, 0)$ gives $c = 0$, substituting $(0, 2)$ gives $4 + 4g + c = 0$ and substituting $(4, 0)$ gives $16 + 8f + c = 0$. Solving these equations gives $g = -1$, $f = -2$ and $c = 0$, so the required equation is

$$x^2 + y^2 - 4x - 2y = 0$$

Method (b): From Figure 1.18 using the geometrical properties of the circle, we see that its centre lies at $(2, 1)$ and since it passes through the origin its radius is $\sqrt{5}$. Hence, from (1.14a), its equation is

$$(x - 2)^2 + (y - 1)^2 = (\sqrt{5})^2$$

Figure 1.18
The circle of
Example 1.37.



which simplifies to

$$x^2 + y^2 - 4x - 2y = 0$$

as before.

Example 1.38

Find the point of intersection of the line $y = x - 1$ with the circle $x^2 + y^2 - 4y - 1 = 0$.

Solution

Substituting $y = x - 1$ into the formula for the circle gives

$$x^2 + (x - 1)^2 - 4(x - 1) - 1 = 0$$

which simplifies to

$$x^2 - 3x + 2 = 0$$

This equation may be factored to give

$$(x - 2)(x - 1) = 0$$

so that $x = 1$ and $x = 2$ are the roots. Thus the points of intersection are $(1, 0)$ and $(2, 1)$.

Example 1.39

Find the equation of the tangent at the point $(2, 1)$ of the circle $x^2 + y^2 - 4y - 1 = 0$.

Solution

A tangent is a line, which is the critical case between a line intersecting the circle in two distinct points and its not intersecting at all. We can describe this as the case when the line cuts the circle in two coincident points. Thus the line, which passes through $(2, 1)$ with slope m

$$y = m(x - 2) + 1$$

is a tangent to the circle when the equation

$$x^2 + [m(x - 2) + 1]^2 - 4[m(x - 2) + 1] - 1 = 0$$

has two equal roots. Multiplying these terms out we obtain the equation

$$(m^2 + 1)x^2 - 2m(2m + 1)x + 4(m^2 + m - 1) = 0$$

The condition for this equation to have equal roots is (using comment (a) of Example 1.23)

$$4m^2(2m + 1)^2 = 4[4(m^2 + m - 1)(m^2 + 1)]$$

This simplifies to

$$m^2 - 4m + 4 = 0 \quad \text{or} \quad (m - 2)^2 = 0$$

giving the result $m = 2$ and the equation of the tangent $y = 2x - 3$.

1.4.4 Exercises

- 36 Find the equation of the straight line
- with gradient $\frac{3}{2}$ passing through the point (2, 1);
 - with gradient -2 passing through the point $(-2, 3)$;
 - passing through the points (1, 2) and (3, 7);
 - passing through the points (5, 0) and (0, 3);
 - parallel to the line $3y - x = 5$, passing through (1, 1);
 - perpendicular to the line $3y - x = 5$, passing through (1, 1).
- 37 Write down the equation of the circle with centre (1, 2) and radius 5.
- 38 Find the radius and the coordinates of the centre of the circle with equation
- $$x^2 + y^2 + 4x - 6y = 3$$
- 39 Find the equation of the circle with centre $(-2, 3)$ that passes through (1, -1).
- 40 Find the equation of the circle that passes through the points (1, 0), (3, 4) and (5, 0).
- 41 Find the equation of the tangent to the circle
- $$x^2 + y^2 - 4x - 1 = 0$$
- at the point (1, 2).
- 42 A rod, 50 cm long, moves in a plane with its ends on two perpendicular wires. Find the equation of the curve followed by its midpoint.
- 43 The feet of the altitudes of triangle A(0, 0), B(b, 0) and C(c, d) are D, E and F respectively. Show that the altitudes meet at the point O(c, $c(b-c)/d$). Further, show that the circle through D, E and F also passes through the midpoint of each side as well as the midpoints of the lines AO, BO and CO.

1.4.5 Conics

The circle is one of the conic sections (Figure 1.19) introduced around 200 BC by Apollonius, who published an extensive study of their properties in a textbook that he called *Conics*. He used this title because he visualized them as cuts made by a 'flat' or plane surface when it intersects the surface of a cone in different directions, as illustrated in Figures 1.20(a–d). Note that the conic sections degenerate into a point and straight lines at the extremities, as illustrated in Figures 1.20(e–g). Although at the time of Apollonius his work on conics appeared to be of little value in terms of applications, it has since turned out to have considerable importance. This is primarily due to the fact that the conic sections are the paths followed by projectiles, artificial satellites, moons and the Earth under the influence of gravity around planets or stars. The early Greek astronomers thought that the planets moved in circular orbits, and it was not until 1609 that the German astronomer Johannes Kepler described their paths correctly as being elliptic, with the Sun at one focus. It is quite possible for an orbit to be a curve other than an ellipse. Imagine a meteor or comet approaching the Sun from some distant region in space. The path that the body will follow depends very much on the speed at which it is moving. If the body is small compared to the Sun, say of planetary dimensions, and its speed relative to the Sun is not very high, it will never escape and will describe an *elliptic* path about it. An example is the comet observed by Edmond Halley in 1682 and now known as Halley's comet. He computed its elliptic orbit, found that it was the same comet that had been seen in 1066, 1456, 1531 and 1607, and correctly forecast its reappearance in 1758. It was most recently seen in 1986. If the speed of the body is very high, its path will be deviated by the Sun but it will not orbit for ever around the Sun. Rather, it will bend around the Sun in a path in the form of a **hyperbola** and continue on its journey back to outer space. Somewhere between these two extremes there is a certain critical speed that is just too great to allow the body to

Figure 1.19
Standard equations
of the four conics.

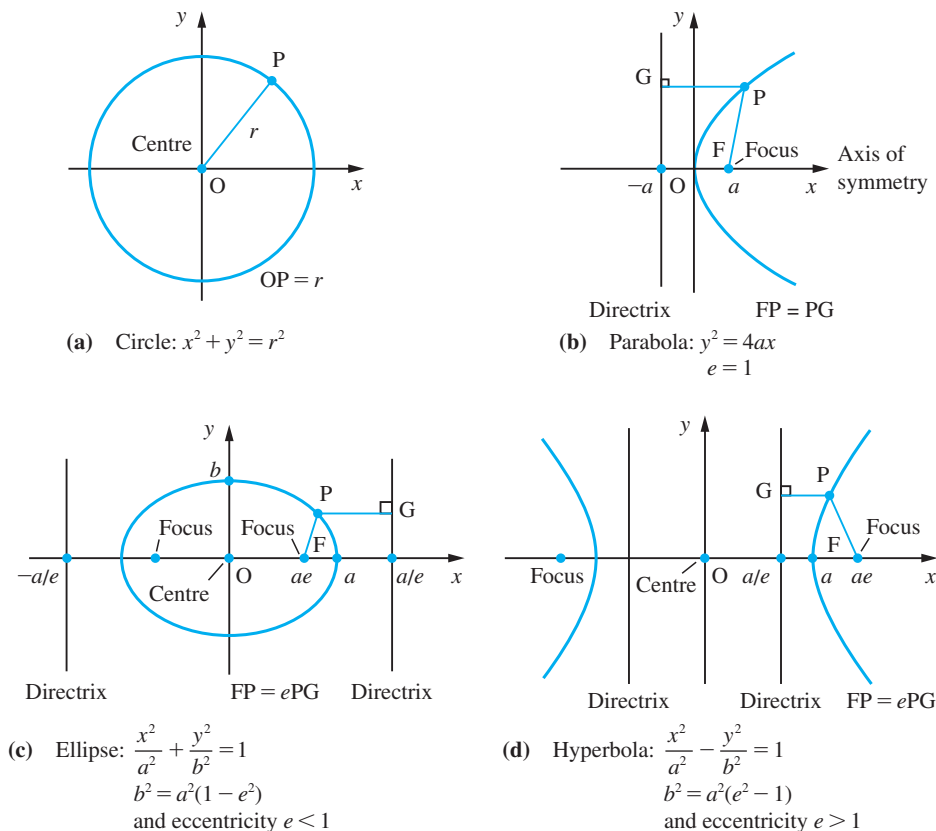


Figure 1.20

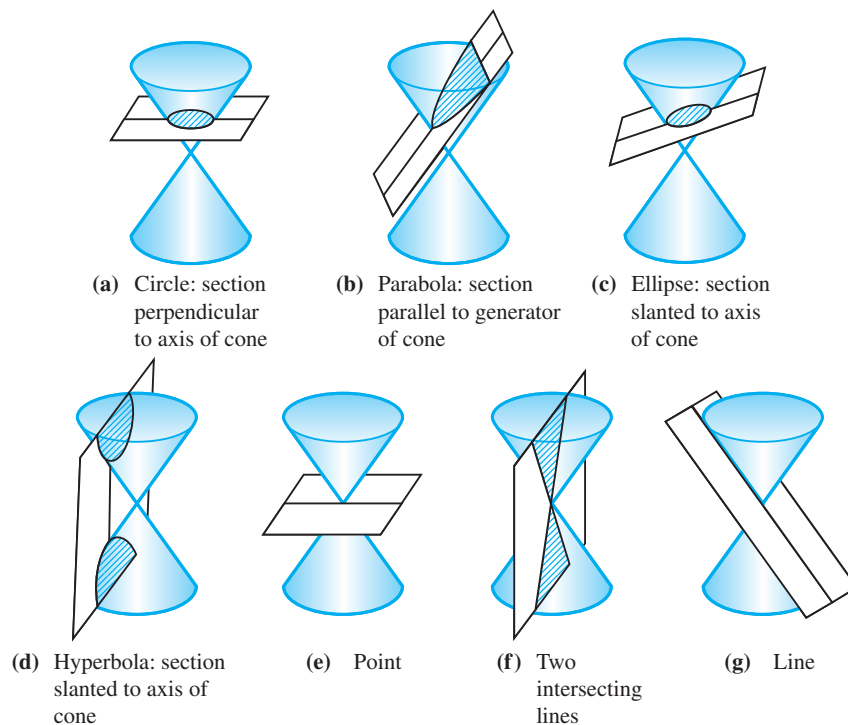
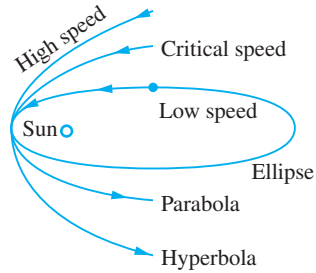


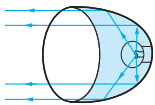
Figure 1.21
Orbital path.



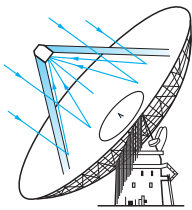
orbit the Sun, but not great enough for the path to be a hyperbola. In this case the path is a **parabola**, and once again the body will bend around the Sun and continue on its journey into outer space. These possibilities are illustrated in Figure 1.21.

Examples of where conic sections appear in engineering practice include the following.

(a) A parabolic surface, obtained by rotating a parabola about its axis of symmetry, has the important property that an energy source placed at the focus will cause rays to be reflected at the surface such that after reflection they will be parallel. Reversing the process, a beam parallel to the axis impinging on the surface will be reflected onto the focus (Example 8.6). This property is involved in many engineering design projects: for example, the design of a car headlamp or a radio telescope, as illustrated in Figures 1.22(a) and (b) respectively. Other examples involving a parabola are the path of a projectile (Example 2.39) and the shape of the cable on certain types of suspension bridge (Example 8.69).



(a)



(b)

Figure 1.22

- (a) Car headlamp.
(b) Radio telescope.

(b) A ray of light emitted from one focus of an elliptic mirror and reflected by the mirror will pass through the other focus, as illustrated in Figure 1.23. This property is sometimes used in designing mirror combinations for a reflecting telescope. Ellipses have been used in other engineering designs, such as aircraft wings and stereo styli. Elliptical pipes are used for foul and surface water drainage because the elliptical profile is hydraulically efficient. As described earlier, every planet orbits around the Sun in an elliptic path with the Sun at one of its foci. The planet's speed depends on its distance from the Sun; it speeds up as it nears the Sun and slows down as it moves further away. The reason for this is that for an ellipse the line drawn from the focus S (Sun) to a point P (planet) on the ellipse sweeps out areas at a constant rate as P moves around the ellipse. Thus in Figure 1.24 the planet will take the same time to travel the two different distances shown, assuming that the two shaded regions are of equal area.

(c) Consider a supersonic aircraft flying over land. As it breaks the sound barrier (that is, it travels faster than the speed of sound, which is about 750 mph (331.4 m s^{-1})), it will create a shock wave, which we hear on the ground as a *sonic boom* – this being one of the major disadvantages of supersonic aircraft. This shock wave will trail behind

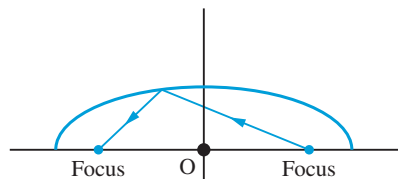


Figure 1.23 Reflection of a ray by an elliptic mirror.

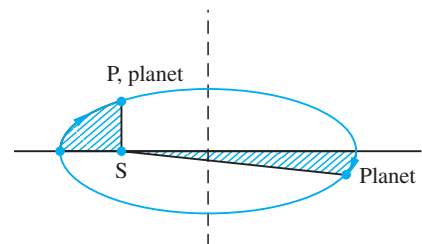
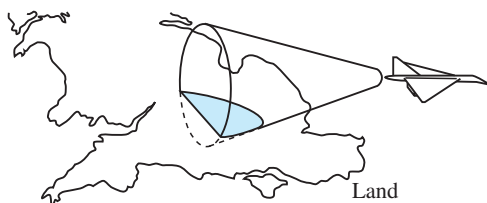


Figure 1.24 Regions of equal area.

Figure 1.25
Sonic boom.



the aircraft in the form of a cone with the aircraft as vertex. This cone will intersect the ground in a *hyperbolic curve*, as illustrated in Figure 1.25. The sonic boom will hit every point on this curve at the same instant of time, so that people living on the curve will hear it simultaneously. No boom will be heard by people living outside this curve, but eventually it will be heard at every point inside it.

Figure 1.19 illustrates the conics in their standard positions, and the corresponding equations may be interpreted as the standard equations for the four curves. More generally the conic sections may be represented by the general second-order equation

$$ax^2 + by^2 + 2fx + 2gy + 2hxy + c = 0 \quad (1.15)$$

Provided its graph does not degenerate into a point or straight lines, (1.15) is representative of

- a circle if $a = b \neq 0$ and $h = 0$
- a parabola if $h^2 = ab$
- an ellipse if $h^2 < ab$
- a hyperbola if $h^2 > ab$

The conics can be defined mathematically in a number of (equivalent) ways, as we shall illustrate in the next examples.

Example 1.40

A point P moves in such a way that its total distance from two fixed points A and B is constant. Show that it describes an ellipse.

Solution

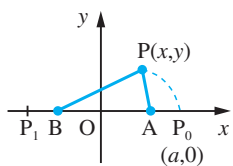


Figure 1.26
Path of Example 1.40.

The definition of the curve implies that $AP + BP = \text{constant}$ with the origin O being the midpoint of AB . From symmetry considerations we choose x and y axes as shown in Figure 1.26. Suppose the curve crosses the x axis at P_0 , then

$$AP_0 + BP_0 = AB + 2AP_0 = 2OP_0$$

so the constant in the definition is $2OP_0$ and for any point P on the curve

$$AP + BP = 2OP_0$$

Let $P = (x, y)$, $P_0 = (a, 0)$, $P_1 = (-a, 0)$, $A = (c, 0)$ and $B = (-c, 0)$. Then using Pythagoras' theorem we have

$$AP = \sqrt{[(x - c)^2 + y^2]}$$

$$BP = \sqrt{[(x + c)^2 + y^2]}$$

so that the defining equation of the curve becomes

$$\sqrt{[(x - c)^2 + y^2]} + \sqrt{[(x + c)^2 + y^2]} = 2a$$

To obtain the required equation we need to 'remove' the square root terms. This can only be done by squaring both sides of the equation. First we rewrite the equation as

$$\sqrt{[(x - c)^2 + y^2]} = 2a - \sqrt{[(x + c)^2 + y^2]}$$

and then square to give

$$(x - c)^2 + y^2 = 4a^2 - 4a\sqrt{[(x + c)^2 + y^2]} + (x + c)^2 + y^2$$

Expanding the squared terms we have

$$x^2 - 2cx + c^2 + y^2 = 4a^2 - 4a\sqrt{[(x + c)^2 + y^2]} + x^2 + 2cx + c^2 + y^2$$

Collecting together terms, we obtain

$$a\sqrt{[(x + c)^2 + y^2]} = a^2 + cx$$

Squaring both sides again gives

$$a^2[x^2 + 2cx + c^2 + y^2] = a^4 + 2a^2cx + c^2x^2$$

which simplifies to

$$(a^2 - c^2)x^2 + a^2y^2 = a^2(a^2 - c^2)$$

Noting that $a > c$ we write $a^2 - c^2 = b^2$, to obtain

$$b^2x^2 + a^2y^2 = a^2b^2$$

which yields the standard equation of the ellipse

$$\frac{x^2}{a^2} + \frac{y^2}{b^2} = 1$$

The points A and B are the foci of the ellipse, and the property that the sum of the focal distances is a constant is known as the **string property** of the ellipse since it enables us to draw an ellipse using a piece of string.

For a hyperbola, the *difference* of the focal distances is constant.

Example 1.41

A point moves in such a way that its distance from a fixed point F is equal to its perpendicular distance from a fixed line. Show that it describes a parabola.

Solution

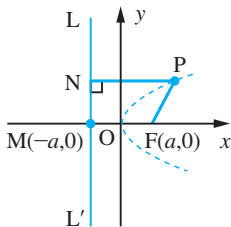


Figure 1.27
Path of point in
Example 1.41.

Suppose the fixed line is LL' shown in Figure 1.27, choosing the coordinate axes shown. Since $PF = PN$ for points on the curve we deduce that the curve bisects FM , so that if F is $(a, 0)$, then M is $(-a, 0)$. Let the general point P on the curve have coordinates (x, y) . Then by Pythagoras' theorem

$$PF = \sqrt{[(x - a)^2 + y^2]}$$

Also $PN = x + a$, so that $PN = PF$ implies that

$$x + a = \sqrt{[(x - a)^2 + y^2]}$$

Squaring both sides gives

$$(x + a)^2 = (x - a)^2 + y^2$$

which simplifies to

$$y^2 = 4ax$$

the standard equation of a parabola. The line LL' is called the **directrix** of the parabola.

Example 1.42

- (a) Find the equation of the tangent at the point $(1, 1)$ to the parabola $y = x^2$. Show that it is parallel to the line through the points $(\frac{1}{2}, \frac{1}{4})$, $(\frac{3}{2}, \frac{9}{4})$, which also lie on the parabola.
- (b) Find the equation of the tangent at the point (a, a^2) to the parabola $y = x^2$. Show that it is parallel to the line through the points $(a - h, (a - h)^2)$, $(a + h, (a + h)^2)$.

Solution

- (a) Consider the general line through $(1, 1)$. It has equation $y = m(x - 1) + 1$. This cuts the parabola when

$$m(x - 1) + 1 = x^2$$

that is, when

$$x^2 - mx + m - 1 = 0$$

Factorizing this quadratic, we have

$$(x - 1)(x - m + 1) = 0$$

giving the roots $x = 1$ and $x = m - 1$

These two roots are equal when $m - 1 = 1$; that is, when $m = 2$. Hence the equation of the tangent is $y = 2x - 1$.

The line through the points $(\frac{1}{2}, \frac{1}{4})$, $(\frac{3}{2}, \frac{9}{4})$ has gradient

$$\frac{\frac{9}{4} - \frac{1}{4}}{\frac{3}{2} - \frac{1}{2}} = 2$$

so that it is parallel to the tangent at $(1, 1)$.

- (b) Consider the general line through (a, a^2) . It has equation $y = m(x - a) + a^2$. This cuts the parabola $y = x^2$ when

$$m(x - a) + a^2 = x^2$$

that is, where

$$x^2 - mx + ma - a^2 = 0$$

This factorizes into

$$(x - a)(x - m + a) = 0$$

giving the roots $x = a$ and $x = m - a$. These two roots are equal when $a = m - a$; that is, when $m = 2a$. Thus the equation of the tangent at (a, a^2) is $y = 2ax - a^2$.

The line through the points $(a - h, (a - h)^2)$, $(a + h, (a + h)^2)$ has gradient

$$\begin{aligned} \frac{(a + h)^2 - (a - h)^2}{(a + h) - (a - h)} &= \frac{a^2 + 2ah + h^2 - (a^2 - 2ah + h^2)}{2h} \\ &= \frac{4ah}{2h} = 2a \end{aligned}$$

So the symmetrically disposed chord through $(a - h, (a - h)^2)$, $(a + h, (a + h)^2)$ is parallel to the tangent at $x = a$. This result is true for all parabolas.

1.4.6 Exercises

- 44 Find the coordinates of the focus and the equation of the directrix of the parabola whose equation is

$$3y^2 = 8x$$

The chord which passes through the focus parallel to the directrix is called the **latus rectum** of the parabola. Show that the latus rectum of the above parabola has length $8/3$.

- 45 For the ellipse $25x^2 + 16y^2 = 400$ find the coordinates of the foci, the eccentricity, the equations of the directrices and the lengths of the semi-major and semi-minor axes.

- 46 For the hyperbola $9x^2 - 16y^2 = 144$ find the coordinates of the foci and the vertices and the equations of its asymptotes.

1.5 Number and accuracy

Arithmetic that only involves integers can be performed to obtain an exact answer (that is, one without rounding errors). In general, this is not possible with real numbers, and when solving practical problems such numbers are rounded to an appropriate number of digits. In this section we shall review the methods of recording numbers, obtain estimates for the effect of rounding errors in elementary calculations and discuss the implementation of arithmetic on computers.

1.5.1 Rounding, decimal places and significant figures

The Fundamental Laws of Arithmetic are, of course, independent of the choice of representation of the numbers. Similarly, the representation of irrational numbers will always be incomplete. Because of these numbers and because some rational numbers have recurring representations (whether the representation of a particular rational number is recurring or not will of course depend on the number base used – see Example 1.2d), any arithmetical calculation will contain errors caused by truncation. In practical problems it is usually known how many figures are meaningful, and the numbers are ‘rounded’ accordingly. In the decimal representation, for example, the numbers are approximated by the closest decimal number with some prescribed number of figures after the decimal point. Thus, to two decimal places (dp),

$$\pi = 3.14 \quad \text{and} \quad \frac{5}{12} = 0.42$$

and to five decimal places

$$\pi = 3.14159 \quad \text{and} \quad \frac{5}{12} = 0.41667$$

Normally this is abbreviated to

$$\pi = 3.14159 \text{ (5dp)} \quad \text{and} \quad \frac{5}{12} = 0.41667 \text{ (5dp)}$$

Similarly

$$\sqrt{2} = 1.4142 \text{ (4dp)} \quad \text{and} \quad \frac{2}{3} = 0.667 \text{ (3dp)}$$

In hand computation, by convention, when shortening a number ending with a five we 'round to the even'. For example,

$$1.2345 \quad \text{and} \quad 1.2335$$

are both represented by 1.234 to three decimal places. In contrast, most calculators and computers would 'round up' in the ambiguous case, giving 1.2345 and 1.2335 as 1.235 and 1.234 respectively.

Any number occurring in practical computation will either be given an error bound or be correct to within half a unit in the least significant figure (sf). For example,

$$\pi = 3.14 \pm 0.005 \quad \text{or} \quad \pi = 3.14$$

Any number given in scientific or mathematical tables observes this convention. Thus

$$g_0 = 9.80665$$

implies

$$g_0 = 9.80665 \pm 0.000005$$

that is,

$$9.806645 < g_0 < 9.806655$$

as illustrated in Figure 1.28,

Figure 1.28



Sometimes the decimal notation may create a false impression of accuracy. When we write that the distance of the Earth from the Sun is ninety-three million miles, we mean that the distance is nearer to 93 000 000 than to 94 000 000 or to 92 000 000, not that it is nearer to 93 000 000 than to 93 000 001 or to 92 999 999. This possible misinterpretation of numerical data is avoided by stating the number of significant figures, giving an error estimate or using scientific notation. In this example the distance d miles is given in the forms

$$d = 93\,000\,000 \text{ (2sf)}$$

or

$$d = 93\,000\,000 \pm 500\,000$$

or

$$d = 9.3 \times 10^7$$

Notice how information about accuracy is discarded by the rounding-off process. The value ninety-three million miles is actually correct to within fifty thousand miles, while the convention about rounded numbers would imply an error bound of five hundred thousand.

The number of significant figures tells us about the relative accuracy of a number when it is related to a measurement. Thus a number given to 3sf is relatively ten times more accurate than one given to 2sf. The number of decimal places, dp, merely tells us the number of digits including leading zeros after the decimal point. Thus

2.321 and 0.00005971

both have 4sf, while the former has 3dp and the latter 8dp.

It is not clear how many significant figures a number like 3200 has. It might be 2, 3 or 4. To avoid this ambiguity it must be written in the form 3.2×10^3 (when it is correct to 2sf) or 3.20×10^3 (3sf) or 3.200×10^3 (4sf). This is usually called **scientific notation**. It is widely used to represent numbers that are very large or very small. Essentially, a number x is written in the form

$$x = a \times 10^n$$

where $1 \leq |a| < 10$ and n is an integer. Thus the mass of an electron at rest is 9.11×10^{-28} g, while the velocity of light in a vacuum is 2.9978×10^{10} cm s⁻¹.

Example 1.43

Express the number 150.4152

(a) correct to 1, 2 and 3 decimal places; (b) correct to 1, 2 and 3 significant figures.

Solution

$$(a) \quad 150.4152 = 150.4 \quad (1\text{dp})$$

$$= 150.42 \quad (2\text{dp})$$

$$= 150.415 \quad (3\text{dp})$$

$$(b) \quad 150.4152 = 1.504152 \times 10^2$$

$$= 2 \times 10^2 \quad (1\text{sf})$$

$$= 1.5 \times 10^2 \quad (2\text{sf})$$

$$= 1.50 \times 10^2 \quad (3\text{sf})$$

1.5.2 Estimating the effect of rounding errors

Numerical data obtained experimentally will often contain rounding errors due to the limited accuracy of measuring instruments. Also, because irrational numbers and some rational numbers do not have a terminating decimal representation, arithmetical operations inevitably contain errors arising from rounding off. The effect of such errors can accumulate in an arithmetical procedure and good engineering computations will include an estimate for it. This process has become more important with the widespread use of computers. When users are isolated from the computational chore, they often fail to develop a sense of the limits of accuracy of an answer. Indeed, with certain calculations the error can balloon as the calculation proceeds. In this section we shall develop the basic ideas for such sensitivity in analyses of calculations.

Example 1.44

Compute

$$(a) \quad 3.142 + 4.126 \quad (b) \quad 5.164 - 2.341 \quad (c) \quad 235.12 \times 0.531$$

Calculate estimates for the effects of rounding errors in each answer and give the answer as a correctly rounded number.

Solution (a) $3.142 + 4.126 = 7.268$

Because of the convention about rounded numbers, 3.142 represents all the numbers a between 3.1415 and 3.1425, and 4.126 represents all the numbers b between 4.1255 and 4.1265. Thus if a and b are correctly rounded numbers, their sum $a + b$ lies between $c_1 = 7.2670$ and $c_2 = 7.2690$. Rounding c_1 and c_2 to 3dp gives $c_1 = 7.267$ and $c_2 = 7.269$. Since these disagree, we cannot give an answer to 3dp. Rounding c_1 and c_2 to 2dp gives $c_1 = 7.27$ and $c_2 = 7.27$. Since these agree, we can give the answer to 2dp; thus $a + b = 7.27$, as shown in Figure 1.29.



Figure 1.29

(b) $5.164 - 2.341 = 2.823$

Applying the same ‘worst case’ analysis to this implies that the difference lies between $5.1635 - 2.3415$ and $5.1645 - 2.3405$; that is, between 2.8220 and 2.8240. Thus the answer should be written 2.823 ± 0.001 or, as a correctly rounded number, 2.82.

(c) $235.12 \times 0.531 = 124.84872$

Clearly, writing an answer with so many decimal places is unjustified if we are using rounded numbers, but how many decimal places are sensible? Using the ‘worst case’ analysis again, we deduce that the product lies between 235.115×0.5305 and 235.125×0.5315 ; that is, between $c_1 = 124.7285075$ and $c_2 = 124.9689375$. Thus the answer should be written 124.85 ± 0.13 . In this example, because of the place where the number occurs on the number line, c_1 and c_2 only agree when we round them to 3sf (0dp). Thus the product as a correctly rounded number is 125.

A competent computation will contain within it estimates of the effect of rounding errors. Analysing the effect of such errors for complicated expressions has to be approached systematically.

Definitions

(a) The **error** in a value is defined by

$$\text{error} = \text{approximate value} - \text{true value}$$

This is sometimes termed the dead error. Notice that the true value equals the approximate value minus the error.

(b) Similarly the **correction** is defined by

$$\text{true value} = \text{approximate value} + \text{correction}$$

so that

$$\text{correction} = -\text{error}$$

- (c) The **error modulus** is the size of the error, $|\text{error}|$, and the **error bound** (or **absolute error bound**) is the maximum possible error modulus.
- (d) The **relative error** is the ratio of the size of the error to the size of the true value:

$$\text{relative error} = \left| \frac{\text{error}}{\text{value}} \right|$$

The **relative error bound** is the maximum possible relative error.

- (e) The **percent error** (or percentage error) is $100 \times$ relative error and the **percent error bound** is the maximum possible per cent error.

In some contexts we think of the true value as an approximation and a remainder. In such cases the remainder is given by

$$\begin{aligned} \text{remainder} &= -\text{error} \\ &= \text{correction} \end{aligned}$$

Example 1.45

Give the absolute and relative error bounds of the following correctly rounded numbers

- (a) 29.92 (b) -0.01523 (c) 3.9×10^{10}

Solution

- (a) The number 29.92 is given to 2dp, which implies that it represents a number within the domain 29.92 ± 0.005 . Thus its absolute error bound is 0.005, half a unit of the least significant figure, and its relative error bound is $0.005/29.92$ or 0.00017.
- (b) The absolute error bound of -0.01523 is half a unit of the least significant figure, that is 0.000005. Notice that it is a positive quantity. Its relative error bound is $0.000005/0.01523$ or 0.00033.
- (c) The absolute error bound of 3.9×10^{10} is $0.05 \times 10^{10} = 5 \times 10^8$ and its relative error bound is $0.05/3.9$ or 0.013.

Usually, because we do not know the true values, we estimate the effects of error in a calculation in terms of the error bounds, the ‘worst case’ analysis illustrated in Example 1.44. The error bound of a value v is denoted by ε_v .

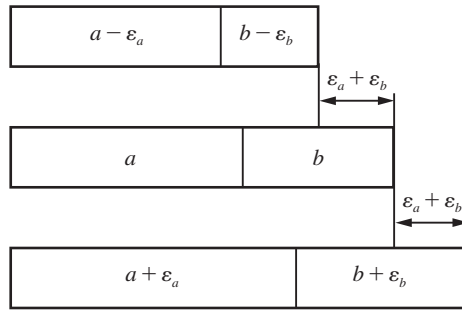
Consider, first, the sum $c = a + b$. When we add together the two rounded numbers a and b their sum will inherit a rounding error from both a and b . The true value of a lies between $a - \varepsilon_a$ and $a + \varepsilon_a$ and the true value of b lies between $b - \varepsilon_b$ and $b + \varepsilon_b$. Thus the smallest value that the true value of c can have is $a - \varepsilon_a + b - \varepsilon_b$, and its largest possible value is $a + \varepsilon_a + b + \varepsilon_b$. (Remember that ε_a and ε_b are positive.) Thus $c = a + b$ has an error bound

$$\varepsilon_c = \varepsilon_a + \varepsilon_b$$

as illustrated in Figure 1.30. A similar ‘worst case’ analysis shows that the difference $d = a - b$ has an error bound that is the sum of the error bounds of a and b :

$$d = a - b, \quad \varepsilon_d = \varepsilon_a + \varepsilon_b$$

Figure 1.30



Thus for both addition and subtraction the error bound of the result is the sum of the individual error bounds.

Next consider the product $p = a \times b$, where a and b are positive numbers. The smallest possible value of p will be equal to the product of the least possible values of a and b ; that is,

$$p > (a - \varepsilon_a) \times (b - \varepsilon_b)$$

Similarly

$$p < (a + \varepsilon_a) \times (b + \varepsilon_b)$$

Thus, on multiplying out the brackets, we obtain

$$ab - a\varepsilon_b - b\varepsilon_a + \varepsilon_a\varepsilon_b < p < ab + a\varepsilon_b + b\varepsilon_a + \varepsilon_a\varepsilon_b$$

Ignoring the very small term $\varepsilon_a\varepsilon_b$, we obtain an estimate for the error bound of the product:

$$\varepsilon_p = a\varepsilon_b + b\varepsilon_a, \quad p = a \times b$$

Dividing both sides of the equation by p , we obtain

$$\frac{\varepsilon_p}{p} = \frac{\varepsilon_a}{a} + \frac{\varepsilon_b}{b}$$

Now the relative error of a is defined as the ratio of the error in a to the size of a . The above equation connects the relative error bounds for a , b and p :

$$r_p = r_a + r_b$$

Here $r_a = \varepsilon_a/|a|$ allowing for a to be negative, and so on.

A similar worst case analysis for the quotient $q = a/b$ leads to the estimate

$$r_q = r_a + r_b$$

Thus for both multiplication and division, the relative error bound of the result is the sum of the individual relative error bounds.

These elementary rules for estimating error bounds can be combined to obtain more general results. For example, consider $z = x^2$; then $r_z = 2r_x$. In general, if $z = x^y$, where x is a rounded number and y is exact, then

$$r_z = yr_x$$

Example 1.46

Evaluate 13.92×5.31 and $13.92 \div 5.31$.

Assuming that these values are correctly rounded numbers, calculate error bounds for each answer and write them as correctly rounded numbers which have the greatest possible number of significant digits.

Solution $13.92 \times 5.31 = 73.9152$; $13.92 \div 5.31 = 2.621468927$

Let $a = 13.92$ and $b = 5.31$; then $r_a = 0.00036$ and $r_b = 0.00094$, so that $a \times b$ and $a \div b$ have relative error bounds $0.00036 + 0.00094 = 0.0013$. We obtain the absolute error bound of $a \times b$ by multiplying the relative error bound by $a \times b$. Thus the absolute error bound of $a \times b$ is $0.0013 \times 73.9152 = 0.0961$. Similarly, the absolute error bound of $a \div b$ is $0.0013 \times 2.6215 = 0.0034$. Hence the values of $a \times b$ and $a \div b$ lie in the error intervals

$$73.9152 - 0.0961 < a \times b < 73.9152 + 0.0961$$

and

$$2.6215 - 0.0034 < a \div b < 2.6215 + 0.0034$$

Thus $73.8191 < a \times b < 74.0113$ and $2.6181 < a \div b < 2.6249$.

From these inequalities we can deduce the correctly rounded values of $a \times b$ and $a \div b$

$$a \times b = 74 \quad \text{and} \quad a \div b = 2.62$$

and we see how the rounding convention discards information. In a practical context, it would probably be more helpful to write

$$73.81 < a \times b < 74.02$$

and

$$2.618 < a \div b < 2.625$$

Example 1.47

Evaluate

$$6.721 - \frac{4.931 \times 71.28}{89.45}$$

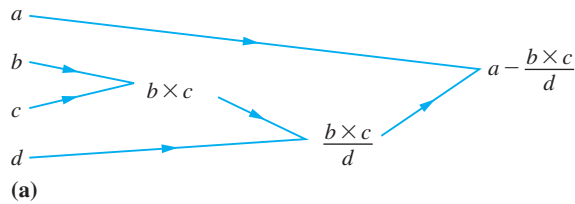
Assuming that all the values given are correctly rounded numbers, calculate an error bound for your answer and write it as a correctly rounded number.

Solution Using a calculator, the answer obtained is

$$6.721 - \frac{4.931 \times 71.28}{89.45} = 2.791635216$$

To estimate the effect of the rounding error of the data, we first draw up a tree diagram representing the order in which the calculation is performed. Remember that $+$, $-$, \times

Figure 1.31



Label	Value	Absolute error bound	Relative error bound
b	4.931	→ 0.0005	→ 0.0005/4.931 = 0.0001
c	71.28	→ 0.005	→ 0.005/71.28 = 0.00007
p	351.481 68		0.00017
d	89.45	→ 0.005	→ 0.005/89.45 = 0.00006
q	3.929 364 784	0.0009 = 0.00023 × 3.9	← 0.00023
a	6.721		
e	2.791 635 216	0.0014	

(b)

and \div are binary operations, so only one operation can be performed at each step. Here we are evaluating

$$a - \frac{b \times c}{d} = e$$

We calculate this as $b \times c = p$, then $p \div d = q$ and then $a - q = e$, as shown in Figure 1.31(a). We set this calculation out in a table as shown in Figure 1.31(b), where the arrows show the flow of the error analysis calculation. Thus the value of e lies between 2.790235... and 2.793035..., and the answer may be written as 2.7916 ± 0.0015 or as the correctly rounded number 2.79.

The calculations shown in Figure 1.31 indicate the way in which errors may accumulate in simple arithmetical calculations. The error bounds given are rarely extreme and their behaviour is 'random'. This is discussed later in Example 13.31 in the work on statistics.

1.5.3 Exercises

47 State the numbers of decimal places and significant figures of the following correctly rounded numbers:

- (a) 980.665 (b) 9.11×10^{-28}
 (c) 2.9978×10^{10} (d) 2.00×10^{33}
 (e) 1.759×10^7 (f) 6.67×10^{-8}

48 In a right-angled triangle the height is measured as 1 m and the base as 2 m, both measurements being accurate to the nearest centimetre. Using Pythagoras' theorem, the hypotenuse is calculated as 2.23607 m. Is this a sensible deduction? What other source of error will occur?

49 Determine the error bound and relative error bound for x , where

- (a) $x = 35 \text{ min} \pm 5 \text{ s}$
 (b) $x = 35 \text{ min} \pm 4\%$
 (c) $x = 0.58$ and x is correctly rounded to 2dp.

50 A value is calculated to be 12.9576, with a relative error bound of 0.0003. Calculate its absolute error bound and give the value as a correctly rounded number with as many significant digits as possible.

51 Using exact arithmetic, compute the values of the expressions below. Assuming that all the numbers given are correctly rounded, find absolute and relative error bounds for each term in the expressions and for your answers. Give the answers as correctly rounded numbers.

- (a) $1.316 - 5.713 + 8.010$
 (b) 2.51×1.01
 (c) $19.61 + 21.53 - 18.67$

52 Evaluate $12.42 \times 5.675/15.63$, giving your answer as a correctly rounded number with the greatest number of significant figures.

53 Evaluate

$$a + b, \quad a - b, \quad a \times b, \quad a/b$$

for $a = 4.99$ and $b = 5.01$. Give absolute and relative error bounds for each answer.

54 Complete the table below for the computation

$$9.21 + (3.251 - 3.115)/0.112$$

and give the result as the correctly rounded answer with the greatest number of significant figures.

<i>Label</i>	<i>Value</i>	<i>Absolute error bound</i>	<i>Relative error bound</i>
a	3.251		
b	3.115		
$a - b$			
c	0.112		
$(a - b)/c$			
d	9.21		
$d + (a - b)/c$			

55 Evaluate $uv/(u + v)$ for $u = 1.135$ and $v = 2.332$, expressing your answer as a correctly rounded number.

56 Working to 4dp, evaluate

$$E = 1 - 1.65 + \frac{1}{2}(1.65)^2 - \frac{1}{6}(1.65)^3 + \frac{1}{24}(1.65)^4$$

- (a) by evaluating each term and then summing,
 (b) by 'nested multiplication'

$$E = 1 + 1.65(-1 + 1.65(\frac{1}{2} + 1.65(-\frac{1}{6} + \frac{1}{24}(1.65))))$$

Assuming that the number 1.65 is correctly rounded and that all other numbers are exact, obtain error bounds for both answers.

1.5.4 Computer arithmetic

The error estimate outlined in Example 1.44 is a 'worst case' analysis. The actual error will usually be considerably less than the error bound. For example, the maximum error in the sum of 100 numbers, each rounded to three decimal places, is 0.05. This would only occur in the unlikely event that each value has the greatest possible rounding error. In contrast, the chance of the error being as large as one-tenth of this is only about 1 in 20.

When calculations are performed on a computer the situation is modified a little by the limited space available for number storage. Arithmetic is usually performed using floating-point notation. Each number x is stored in the **normal form**

$$x = (\text{sign})b^n(a)$$

where b is the number base, usually 2 or 16, n is an integer, and the **mantissa** a is a proper fraction with a fixed number of digits such that $1/b \leq a < 1$. As there are a limited number of digits available to represent the mantissa, calculations will involve intermediate rounding. As a consequence, the order in which a calculation is performed

may affect the outcome – in other words the Fundamental Laws of Arithmetic may no longer hold! We shall illustrate this by means of an exaggerated example for a small computer using a decimal representation whose capacity for recording numbers is limited to four figures only. In large-scale calculations in engineering such considerations are sometimes important.

Consider a computer with storage capacity for real numbers limited to four figures; each number is recorded in the form $(\pm)10^n(a)$ where the exponent n is an integer, $0.1 \leq a < 1$ and a has four digits. For example,

$$\pi = +10^1(0.3142)$$

$$-\frac{1}{3} = -10^0(0.3333)$$

$$5764 = +10^4(0.5764)$$

$$-0.0009713 = -10^{-3}(0.9713)$$

$$5\,764\,213 = +10^7(0.5764)$$

Addition is performed by first adjusting the exponent of the smaller number to that of the larger, then adding the numbers, which now have the same multiplying power of 10, and lastly truncating the number to four digits. Thus $7.182 + 0.05381$ becomes

$$\begin{aligned} +10^1(0.7182) + 10^{-1}(0.5381) &= 10^1(0.7182) + 10^1(0.005381) \\ &= 10^1(0.723581) \\ &= 10^1(0.7236) \end{aligned}$$

With $a = 31.68$, $b = -31.54$ and $c = 83.21$, the two calculations $(a + b) + c$ and $(a + c) + b$ yield different results on this computer:

$$(a + b) + c = 83.35, \quad (a + c) + b = 83.34$$

Notice how the symbol '=' is being used in the examples above. Sometimes it means 'equals to 4sf'. This computerized arithmetic is usually called **floating-point arithmetic**, and the number of digits used is normally specified.

1.5.5 Exercises

- 57 Two possible methods of adding five numbers are

$$(((a + b) + c) + d) + e$$

and

$$(((e + d) + c) + b) + a$$

Using 4dp floating-point arithmetic, evaluate the sum

$$\begin{aligned} 10^1(0.1000) + 10^1(0.1000) - 10^0(0.5000) \\ + 10^0(0.1667) + 10^{-1}(0.4167) \end{aligned}$$

by both methods. Explain any discrepancy in the results.

- 58 Find $(10^{-2}(0.3251) \times 10^{-5}(0.2011))$ and $(10^{-1}(0.2168) \div 10^2(0.3211))$ using four-digit floating-point arithmetic.

- 59 Find the relative error resulting when four-digit floating-point arithmetic is used to evaluate

$$10^4(0.1000) + 10^2(0.1234) - 10^4(0.1013)$$

1.6 Engineering applications

In this section we illustrate through two examples how some of the results developed in this chapter may be used in an engineering application.

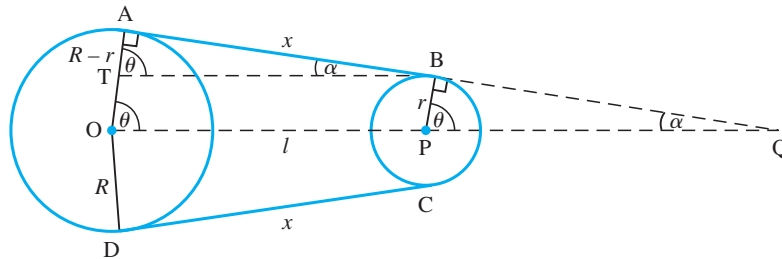
Example 1.48

A continuous belt of length L m passes over two wheels of radii r and R m with their centres a distance l m apart, as illustrated in Figure 1.32. The belt is sufficiently tight for any sag to be negligible. Show that L is given approximately by

$$L \approx 2[l^2 - (R - r)^2]^{1/2} + \pi(R + r)$$

Find the error inherent in this approximation and obtain error bounds for L given the rounded data $R = 1.5$, $r = 0.5$ and $l = 3.5$.

Figure 1.32
Continuous belt of
Example 1.48.



Solution

The length of the belt consists of the straight sections AB and CD and the wraps round the wheels \widehat{BC} and \widehat{DA} . From Figure 1.32 it is clear that $BT = OP = l$ and $\angle OAB$ is a right angle. Also, $AT = AO - OT$ and $OT = PB$ so that $AT = R - r$. Applying Pythagoras' theorem to the triangle TAB gives

$$AB^2 = l^2 - (R - r)^2$$

Since the length of an arc of a circle is the product of its radius and the angle (measured in radians) subtended at the centre (see (2.17)), the length of wrap \widehat{DA} is given by

$$(2\pi - 2\theta)R$$

where the angle is measured in radians. By geometry, $\theta = \frac{\pi}{2} - \alpha$, so that

$$\widehat{DA} = \pi R + 2R\alpha$$

Similarly, the arc $\widehat{BC} = \pi r - 2r\alpha$. Thus the total length of the belt is

$$L = 2[l^2 - (R - r)^2]^{1/2} + \pi(R + r) + 2(R - r)\alpha$$

Taking the length to be given approximately by

$$L \approx 2[l^2 - (R - r)^2]^{1/2} + \pi(R + r)$$

the error of the approximation is given by $-2(R - r)\alpha$, where the angle α is expressed in radians (remember that error = approximation - true value). The angle α is found by elementary trigonometry, since $\sin \alpha = (R - r)/l$. (Trigonometric functions will be reviewed later in Section 2.6.)

For the (rounded) data given, we deduce, following earlier procedures (see of Section 1.5.2), that for $R = 1.5$, $r = 0.5$ and $l = 3.5$ we have an error interval for α of

$$\left[\sin^{-1}\left(\frac{1.45 - 0.55}{3.55}\right), \sin^{-1}\left(\frac{1.55 - 0.45}{3.45}\right) \right] = [0.256, 0.325]$$

Thus $\alpha = 0.29 \pm 0.035$, and similarly $2(R - r)\alpha = 0.572 \pm 0.111$.

Evaluating the approximation for L gives

$$2[l^2 - (R - r)^2]^{1/2} + \pi(R + r) = 12.991 \pm 0.478$$

and the corresponding value for L is

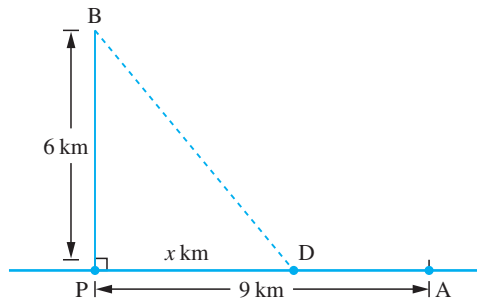
$$L = 13.563 \pm 0.589$$

Thus, allowing both for the truncation error of the approximation and for the rounding errors in the data, the value 12.991 given by the approximation has an error interval $[12.974, 14.152]$. Its error bound is the larger of $|12.991 - 14.152|$ and $|12.991 - 12.974|$, that is 1.16. Its relative error is 0.089 and its percent error is 8.9%, where the terminology follows the definitions given earlier (see Section 1.5.2).

Example 1.49

A cable company is to run an optical cable from a relay station, A, on the shore to an installation, B, on an island, as shown in Figure 1.33. The island is 6 km from the shore at its nearest point, P, and A is 9 km from P measured along the shore. It is proposed to run the cable from A along the shoreline and then underwater to the island. It costs 25% more to run the cable underwater than along the shoreline. At what point should the cable leave the shore in order to minimize the total cost?

Figure 1.33 Optical cable of Example 1.49.



Solution

Optimization problems frequently occur in engineering and technology and often their solution is found algebraically.

If the cable leaves the shore at D, a distance x km from P, then the underwater distance is $\sqrt{x^2 + 36}$ km and the overland distance is $(9 - x)$ km, assuming $0 < x < 9$. If the overland cost of laying the cable is £c per kilometre, then the total cost £C is given by

$$C(x) = [(9 - x) + 1.25\sqrt{x^2 + 36}]c$$

We wish to find the value of x , $0 \leq x \leq 9$, which minimizes C . To do this we first change the variable x by substituting

$$x = 3\left(t - \frac{1}{t}\right)$$

such that $x^2 + 36$ becomes a perfect square:

$$\begin{aligned}x^2 + 36 &= 36 + 9\left(t^2 - 2 + \frac{1}{t^2}\right) \\ &= 9\left(t + \frac{1}{t}\right)^2\end{aligned}$$

Hence $C(x)$ becomes

$$\begin{aligned}C(t) &= [9 - 3\left(t - \frac{1}{t}\right) + 3.75\left(t + \frac{1}{t}\right)]c \\ &= [9 + 0.75\left(t + \frac{9}{t}\right)]c\end{aligned}$$

Using the arithmetic–geometric inequality $x + y \geq 2\sqrt{xy}$, see (1.4d), we know that

$$t + \frac{9}{t} \geq 6$$

and that the equality occurs where $t = 9/t$; that is, where $t = 3$.

Thus the minimum cost is achieved where $t = 3$ and $x = 3\left(3 - \frac{1}{3}\right) = 8$. Hence the cable should leave the shore after laying the cable 1 km from its starting point at A.

1.7 Review exercises (1–25)

- 1 (a) A formula in the theory of ventilation is

$$Q = \frac{\sqrt{H}}{K} \sqrt{\frac{A^2 D^2}{A^2 + D^2}}$$

Express A in terms of the other symbols.

- (b) Solve the equation

$$\frac{1}{x+2} - \frac{2}{x} = \frac{3}{x-1}$$

- 2 Factorize the following:

- (a) $ax - 2x - a + 2$ (b) $a^2 - b^2 + 2bc - c^2$
 (c) $4k^2 + 4kl + l^2 - 9m^2$ (d) $p^2 - 3pq + 2q^2$
 (e) $l^2 + lm + ln + mn$

- 3 (a) Two small pegs are 8 cm apart on the same horizontal line. An inextensible string of length 16 cm has equal masses fastened at either end and is placed symmetrically over the pegs. The middle

point of the string is pulled down vertically until it is in line with the masses. How far does each mass rise?

- (b) Find an ‘acceptable’ value of x to three decimal places if the shaded area in Figure 1.34 is 10 square units.

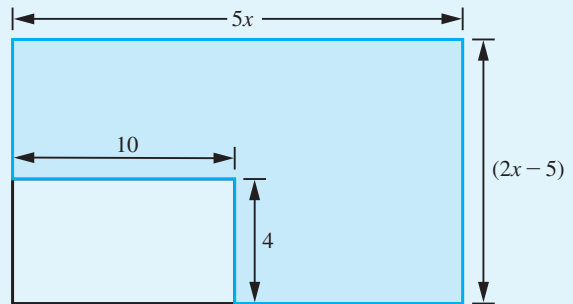


Figure 1.34 Shaded area of Question 3(b).

- 4 The impedance Z ohms of a circuit containing a resistance R ohms, inductance L henries and capacity C farads, when the frequency of the oscillation is n per second, is given by

$$Z = \sqrt{\left(R^2 + \left(2\pi nL - \frac{1}{2\pi nC}\right)^2\right)}$$

- (a) Make L the subject of this formula.
 (b) If $n = 50$, $R = 15$ and $C = 10^{-4}$ show that there are two values of L which make $Z = 20$ but only one value of L which will make $Z = 100$. Find the values of Z in each case to two decimal places.

- 5 Expand out (a) and (b) and rationalize (c) to (e).

(a) $(3\sqrt{2} - 2\sqrt{3})^2$

(b) $(\sqrt{5} + 7\sqrt{3})(2\sqrt{5} - 3\sqrt{3})$

(c) $\frac{4 + 3\sqrt{2}}{5 + \sqrt{2}}$

(d) $\frac{\sqrt{3} + \sqrt{2}}{2 - \sqrt{3}}$

(e) $\frac{1}{1 + \sqrt{2} - \sqrt{3}}$

- 6 Find integers m and n such that

$$\sqrt{(11 + 2\sqrt{30})} = \sqrt{m} + \sqrt{n}$$

- 7 Show that

$$\sqrt{(n+1)} - \sqrt{n} = \frac{1}{\sqrt{(n+1)} + \sqrt{n}}$$

and deduce that

$$\sqrt{(n+1)} - \sqrt{n} < \frac{1}{2\sqrt{n}} < \sqrt{n} - \sqrt{(n-1)}$$

for any integer $n \geq 1$. Deduce that the sum

$$\frac{1}{\sqrt{1}} + \frac{1}{\sqrt{2}} + \frac{1}{\sqrt{3}} + \dots + \frac{1}{\sqrt{(9999)}} + \frac{1}{\sqrt{(10000)}}$$

lies between 198 and 200.

- 8 Express each of the following subsets of \mathbb{R} in terms of intervals:

(a) $\{x: 4x^2 - 3 < 4x, x \in \mathbb{R}\}$

(b) $\{x: 1/(x+2) > 2/(x-1), x \in \mathbb{R}\}$

(c) $\{x: |x+1| < 2, x \in \mathbb{R}\}$

(d) $\{x: |x+1| < 1 + \frac{1}{2}x, x \in \mathbb{R}\}$

- 9 It is known that of all plane curves that enclose a given area, the circle has the least perimeter. Show that if a plane curve of perimeter L encloses an area A then $4\pi A \leq L^2$. Verify this inequality for a square and a semicircle.

- 10 The arithmetic–geometric inequality

$$\frac{x+y}{2} \geq \sqrt{xy}$$

implies

$$\left(\frac{x+y}{2}\right)^2 \geq xy$$

Use the substitution $x = \frac{1}{2}(a+b)$, $y = \frac{1}{2}(c+d)$, where a, b, c and $d > 0$, to show that

$$\left(\frac{a+b}{2}\right)\left(\frac{c+d}{2}\right) \leq \left(\frac{a+b+c+d}{4}\right)^2$$

and hence that

$$\left(\frac{a+b}{2}\right)^2\left(\frac{c+d}{2}\right)^2 \leq \left(\frac{a+b+c+d}{4}\right)^4$$

By applying the arithmetic–geometric inequality to the first two terms of this inequality, deduce that

$$abcd \leq \left(\frac{a+b+c+d}{4}\right)^4$$

and hence

$$\frac{a+b+c+d}{4} \geq \sqrt[4]{abcd}$$

- 11 Show that if $a < b$, $b > 0$ and $c > 0$ then

$$\frac{a}{b} < \frac{a+c}{b+c} < 1$$

Obtain a similar inequality for the case $a > b$.

- 12 (a) If $n = n_1 + n_2 + n_3$ show that

$$\binom{n}{n_1} \binom{n_2+n_3}{n_2} = \frac{n!}{n_1!n_2!n_3!}$$

(This represents the number of ways in which n objects may be divided into three groups containing respectively n_1, n_2 and n_3 objects.)

(b) Expand the following expressions

(i) $\left(1 - \frac{x}{2}\right)^5$ (ii) $(3 - 2x)^6$

13 (a) Evaluate $\sum_{n=-2}^3 [n^{n+1} + 3(-1)^n]$

(b) A square grid of dots may be divided up into a set of L-shaped groups as illustrated in Figure 1.35.

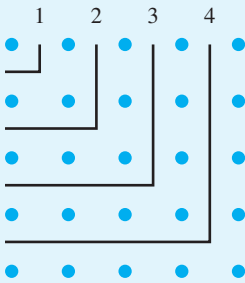


Figure 1.35

How many dots are inside the third L shape? How many extra dots are needed to extend the 3 by 3 square to one of side 4 by 4? How many dots are needed to extend an $(r - 1)$ by $(r - 1)$ square to one of size r by r ? Denoting this number by P_r , use a geometric argument to obtain an expression for $\sum_{r=1}^n P_r$ and verify your conclusion by direct calculation in the case $n = 10$.

14 Find the equations of the straight line

- (a) which passes through the points $(-6, -11)$ and $(2, 5)$;
 (b) which passes through the point $(4, -1)$ and has gradient $\frac{1}{3}$;
 (c) which has the same intercept on the y axis as the line in (b) and is parallel to the line in (a).

15 Find the equation of the circle which touches the y axis at the point $(0, 3)$ and passes through the point $(1, 0)$.

16 Find the centres and radii of the following circles:

- (a) $x^2 + y^2 + 2x - 4y + 1 = 0$
 (b) $4x^2 - 4x + 4y^2 + 12y + 9 = 0$
 (c) $9x^2 + 6x + 9y^2 - 6y = 25$

17 For each of the two parabolas

- (i) $y^2 = 8x + 4y - 12$, and
 (ii) $x^2 + 12y + 4x = 8$

determine

- (a) the coordinates of the vertex,
 (b) the coordinates of the focus,
 (c) the equation of the directrix,
 (d) the equation of the axis of symmetry.

Sketch each parabola.

18 Find the coordinates of the centre and foci of the ellipse with equation

$$25x^2 + 16y^2 - 100x - 256y + 724 = 0$$

What are the coordinates of its vertices and the equations of its directrices? Sketch the ellipse.

19 Find the duodecimal equivalent of the decimal number 10.386 23.

20 Show that if $y = x^{1/2}$ then the relative error bound of y is one-half that of x . Hence complete the table in Figure 1.36.

	Value	Absolute error bound	Relative error bound
a	7.01	0.005	\longrightarrow 0.0007
\sqrt{a}	2.6476	0.0009	\longleftarrow 0.000 35
b	52.13		
\sqrt{b}			
c	0.010 11		
\sqrt{c}			
d	5.631×10^{11}		
\sqrt{d}			
Correctly rounded values	\sqrt{a} \sqrt{b} \sqrt{c} \sqrt{d}	2.65	

Figure 1.36

- 21 Assuming that all the numbers given are correctly rounded, calculate the positive root together with its error bound of the quadratic equation

$$1.4x^2 + 5.7x - 2.3 = 0$$

Give your answer also as a correctly rounded number.

- 22 The quantities f , u and v are connected by

$$\frac{1}{f} = \frac{1}{u} + \frac{1}{v}$$

Find f when $u = 3.00$ and $v = 4.00$ are correctly rounded numbers. Compare the error bounds obtained for f when

- (a) it is evaluated by taking the reciprocal of the sum of the reciprocals of u and v ,
 (b) it is evaluated using the formula

$$f = \frac{uv}{u+v}$$

- 23 If the number whose decimal representation is 14732 has the representation $152\ 112_b$ to base b , what is b ?

- 24 A milk carton has capacity 2 pints (1136 ml). It is made from a rectangular waxed card using the net shown in Figure 1.37. Show that the total area A (mm^2) of card used is given by

$$A(h, w) = (2w + 145)(h + 80)$$

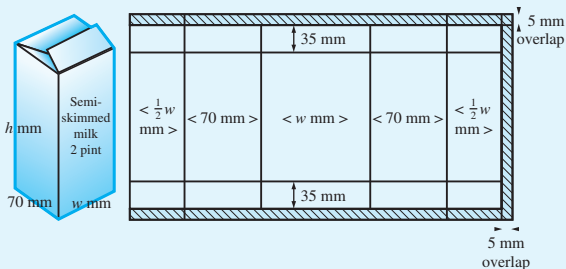


Figure 1.37 Milk carton of Question 24.

with $hw = 113\ 600/7$. Show that

$$A(h, w) = C(h, w) + \frac{308\ 400}{7}$$

where $C(h, w) = 145h + 160w$.

Use the arithmetic–geometric inequality to show that

$$C(h, w) \geq 2\sqrt{(160w \times 145h)}$$

with equality when $160w = 145h$. Hence show that the minimum values of $C(h, w)$ and $A(h, w)$ are achieved when $h = 133.8$ and $w = 121.3$. Give these answers to more sensible accuracy.

- 25 A family of straight lines in the x - y plane is such that each line joins the point $(-p, p)$ on the line $y = -x$ to the point $(10 - p, 10 - p)$ on the line $y = x$, as shown in Figure 1.38, for different values of p . On a piece of graph paper, draw the lines corresponding to $p = 1, 2, 3, \dots, 9$. The resulting family is seen to envelop a curve. Show that the line which joins $(-p, p)$ to $(10 - p, 10 - p)$ has equation

$$5y = 5x - px + 10p - p^2$$

Show that two lines of the family pass through the point (x_0, y_0) if $x_0^2 > 20(y_0 - 5)$, but no lines pass through (x_0, y_0) if $x_0^2 < 20(y_0 - 5)$. Deduce that the enveloping curve of the family of straight lines is

$$y = \frac{1}{20}x^2 + 5$$

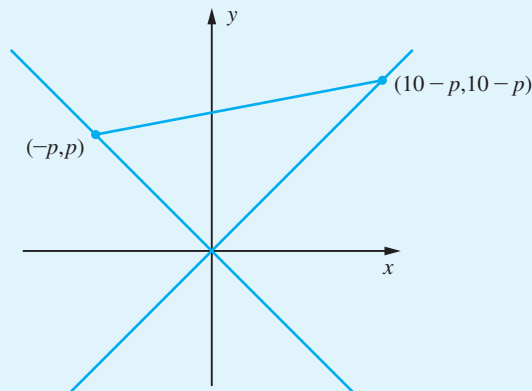


Figure 1.38

2 Functions

Chapter 2 Contents

2.1	Introduction	64
2.2	Basic definitions	64
2.3	Linear and quadratic functions	87
2.4	Polynomial functions	97
2.5	Rational functions	113
2.6	Circular functions	126
2.7	Exponential, logarithmic and hyperbolic functions	150
2.8	Irrational functions	162
2.9	Numerical evaluation of functions	171
2.10	Engineering application: a design problem	177
2.11	Engineering application: an optimization problem	179
2.12	Review exercises (1–23)	180

2.1 Introduction

As we have remarked in the introductory section of Chapter 1, mathematics provides a means of solving the practical problems that occur in engineering. To do this, it uses concepts and techniques that operate on and within the concepts. In this chapter we shall describe the concept of a function – a concept that is both fundamental to mathematics and intuitive. We shall make the intuitive idea mathematically precise by formal definitions and also describe why such formalism is needed for practical problem solving.

The function concept has taken many centuries to evolve. The intuitive basis for the concept is found in the analysis of cause and effect, which underpins developments in science, technology and commerce. As with many mathematical ideas, many people use the concept in their everyday activities without being aware that they are using mathematics, and many would be surprised if they were told that they were. The abstract manner in which the developed form of the concept is expressed by mathematicians often intimidates learners, but the essential idea is very simple. A consequence of the long period of development is that the way in which the concept is described often makes an idiomatic use of words. Ordinary words which in common parlance have many different shades of meaning are used in mathematics with very specific meanings.

The key idea is that of the values of two variable quantities being related. For example, the amount of tax paid depends on the selling price of an item; the deflection of a beam depends on the applied load; the cost of an article varies with the number produced; and so on. Historically, this idea has been expressed in a number of ways. The oldest gave a verbal recipe for calculating the required value. Thus, in the early Middle Ages, a very elaborate verbal recipe was given for calculating the monthly interest payments on a loan which would now be expressed very compactly by a single formula. John Napier, when he developed the logarithm function at the beginning of the seventeenth century, expressed the functional relationship in terms of two particles moving along a straight line. One particle moved with constant velocity and the other with a velocity that depended on its distance from a fixed point on the line. The relationship between the distances travelled by the particles was used to define the logarithms of numbers. This would now be described by the solution of a differential equation. The introduction of algebraic notation led to the representation of functions by algebraic rather than verbal formulae. That produced many theoretical problems. For example, a considerable controversy was caused by Fourier when he used functions that did not have the same algebraic formula for all values of the independent variable. Similarly, the existence of functions that do not have a simple algebraic representation caused considerable difficulties for mathematicians in the early nineteenth century.

2.2 Basic definitions

2.2.1 Concept of a function

The essential idea that flows through all of the developments is that of two quantities whose values are related. One of these variables, the **independent** or **free variable**,

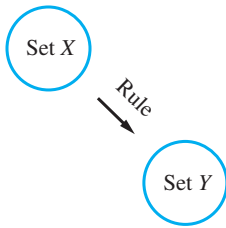


Figure 2.1
Schematic
representation
of a function.

may take any value in a set of values. The value it actually takes fixes uniquely the value of the second quantity, the **dependent** or **slave variable**. Thus for each value of the independent variable there is one and only one value of the dependent variable. The way in which that value is calculated will vary between functions. Sometimes it will be by means of a formula, sometimes by means of a graph and sometimes by means of a table of values. Here the words ‘value’ and ‘quantity’ cover many very different contexts, but in each case what we have is two sets of values X and Y and a rule that assigns to each value x in the set X precisely one value y from the set Y . The elements of X and Y need not be numbers, but the essential idea is that to every x in the set X there corresponds exactly one y in the set Y . Whenever this situation arises we say that there is a **function** f that maps the set X to the set Y . Such a function may be illustrated schematically as in Figure 2.1.

We represent a functional relationship symbolically in two ways: either

$$f: x \rightarrow y \quad (x \text{ in } X)$$

or

$$y = f(x) \quad (x \text{ in } X)$$

The first emphasizes the fact that a function f associates each element (value) x of X with exactly one element (value) y of Y : it ‘maps x to y ’. The second method of notation emphasizes the dependence of the elements of Y on the elements of X under the function f . In this case the value or variable appearing within the brackets is known as the **argument** of the function; we might say ‘the argument x of a function $f(x)$ ’. In engineering it is more common to use the second notation $y = f(x)$ and to refer to this as the function $f(x)$, while modern mathematics textbooks prefer the mapping notation, on the grounds that it is less ambiguous. The set X is called the **domain** of the function and the set Y is called its **codomain**. Knowing the domain and codomain is important in computing. We need to know the type of variables, whether they are integers or reals, and their size. When $y = f(x)$, y is said to be the **image** of x under f . The set of all images $y = f(x)$, x in X , is called the **image set** or **range** of f . It is not necessary for all elements y of the codomain set Y to be images under f . In the terminology to be presented later (see Chapter 6), the range is a subset of the codomain. We may regard x as being a variable that can be replaced by any element of the set X . The rule giving f is then completely determined if we know $f(x)$, and consequently in engineering it is common to refer to the function as being $f(x)$ rather than f . Likewise we can regard $y = f(x)$ as being a variable. However, while x can freely take any value from the set X , the variable $y = f(x)$ depends on the particular element chosen for x . We therefore refer to x as the **free** or **independent** variable and to y as the **slave** or **dependent** variable. The function $f(x)$ is therefore specified completely by the set of ordered pairs (x, y) for all x in X . For real variables a graphical representation of the function may then be obtained by plotting a graph determined by this set of ordered pairs (x, y) , with the independent variable x measured along the horizontal axis and the dependent variable y measured along the vertical axis. Obtaining a good graph by hand is not always easy but there are now available excellent graphics facilities on computers and calculators which assist in the task. Even so, some practice is required to ensure that a good choice of ‘drawing window’ is selected to obtain a meaningful graph.

Example 2.1

For the functions with formulae below, identify their domains, codomains and ranges and calculate values of $f(2)$, $f(-3)$ and $f(-x)$.

(a) $f(x) = 3x^2 + 1$ (b) $f:x \rightarrow \sqrt{[(x+4)(3-x)]}$

Solution

(a) The formula for $f(x)$ can be evaluated for all real values of x and so we can take a domain which includes all the real numbers, \mathbb{R} . The values obtained are also real numbers, so we may take \mathbb{R} as the codomain. The range of $f(x)$ is actually less than \mathbb{R} in this example because the minimum value of $y = 3x^2 + 1$ occurs at $y = 1$ where $x = 0$. Thus the range of f is the set

$$\{x: 1 \leq x, x \text{ in } \mathbb{R}\} = [1, \infty)$$

Notice the convention here that the set is specified using the *dummy* variable x . We could also write $\{y: 1 \leq y, y \text{ in } \mathbb{R}\}$ – any letter could be used but conventionally x is used. Using the formula we find that $f(2) = 13$, $f(-3) = 28$ and $f(-x) = 3(-x)^2 + 1 = 3x^2 + 1$. The function is *even* (see Section 2.2.6).

(b) The formula $f:x \rightarrow \sqrt{[(x+4)(3-x)]}$ only gives real values for $-4 \leq x \leq 3$, since we cannot take square roots of negative numbers. Thus the domain of f is $[-4, 3]$. Within its domain the function has real values so that its codomain is \mathbb{R} but its range is less than \mathbb{R} . The least value of f occurs at $x = -4$ and $x = 3$ when $f(-4) = f(3) = 0$. The largest value of f occurs at $x = -\frac{1}{2}$ when $f(-\frac{1}{2}) = \sqrt{(35)/2}$.

So the range of f in this example is $[0, \sqrt{(35)/2}]$. Using the formula we have $f(2) = \sqrt{6}$, $f(-3) = \sqrt{6}$, $f(-x) = \sqrt{[(4-x)(x+3)]}$.

Example 2.2

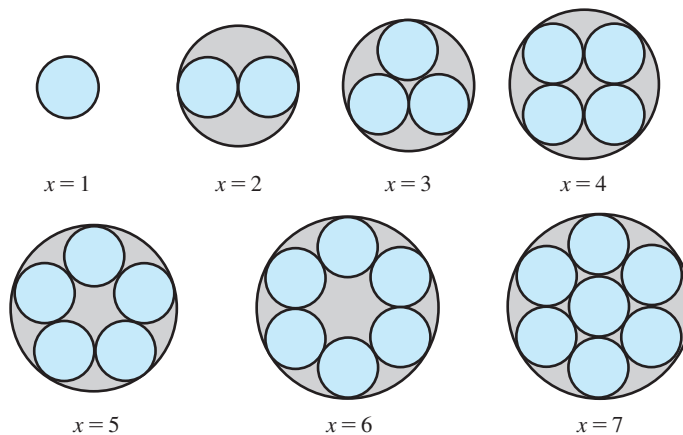
The function $y = f(x)$ is given by the minimum diameter y of a circular pipe that can contain x circular pipes of unit diameter, where $x = 1, 2, 3, 4, 5, 6, 7$. Find the domain, codomain and range of $f(x)$.

Solution

This function is illustrated in Figure 2.2.

Figure 2.2

Enclosing x circular pipes in a circular pipe.



Here the domain is the set $\{1, 2, 3, 4, 5, 6, 7\}$ and the codomain is \mathbb{R} . Calculating the range is more difficult as there is not a simple algebraic formula relating x and y . From geometry we have

$$f(1) = 1, f(2) = 2, f(3) = 1 + 2\sqrt{3}, f(4) = 1 + \sqrt{2}, f(5) = \frac{1}{4}\sqrt{2(5 - \sqrt{5})}, \\ f(6) = 3, f(7) = 3$$

The range of $f(x)$ is the set of these values.

Example 2.3

The relationship between the temperature T_1 measured in degrees Celsius ($^{\circ}\text{C}$) and the corresponding temperature T_2 measured in degrees Fahrenheit ($^{\circ}\text{F}$) is

$$T_2 = \frac{9}{5}T_1 + 32$$

Interpreting this as a function with T_1 as the independent variable and T_2 as the dependent variable:

- What are the domain and codomain of the function?
- What is the function rule?
- Plot a graph of the function.
- What is the image set or range of the function?
- Use the function to convert the following into $^{\circ}\text{F}$:
 - 60°C ,
 - 0°C ,
 - -50°C

Solution

(a) Since temperature can vary continuously, the domain is the set $T_1 \geq T_0 = -273.16$ (absolute zero). The codomain can be chosen as the set of real numbers \mathbb{R} .

(b) The function rule in words is

multiply by $\frac{9}{5}$ and then add 32

or algebraically

$$f(T_1) = \frac{9}{5}T_1 + 32$$

(c) Since the domain is the set $T_1 \geq T_0$, there must be an image for every value of T_1 on the horizontal axis which is greater than -273.16 . The graph of the function is that part of the line $T_2 = \frac{9}{5}T_1 + 32$ for which $T_1 > -273.16$, as illustrated in Figure 2.3.

(d) Since each value of T_2 is an image of some value T_1 in its domain, it follows that the range of $f(T_1)$ is the set of real numbers greater than -459.69 .

(e) The conversion may be done graphically by reading values of the graph, as illustrated by the dashed lines in Figure 2.3, or algebraically using the rule

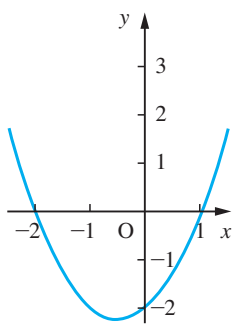
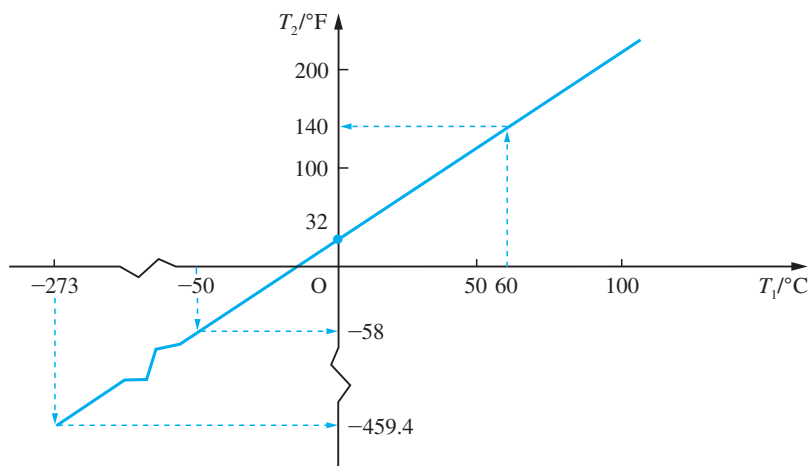
$$T_2 = \frac{9}{5}T_1 + 32$$

giving the values

- 140°F ,
- 32°F ,
- -58°F

Figure 2.3

Graph of
 $T_2 = f(T_1) = \frac{9}{5}T_1 + 32$.

**Figure 2.4**

Graph of
 $y = (x - 1)(x + 2)$.

A value of the independent variable for which the value of a function is zero is called a **zero** of that function. Thus the function $f(x) = (x - 1)(x + 2)$ has two zeros, $x = 1$ and $x = -2$. These correspond to where the graph of the function crosses the x axis, as shown in Figure 2.4. We can see from the diagram that, for this function, its values decrease as the values of x increase from (say) -5 up to $-\frac{1}{2}$, and then its values increase with x . We can demonstrate this algebraically by rearranging the formula for $f(x)$:

$$\begin{aligned} f(x) &= (x - 1)(x + 2) \\ &= x^2 + x - 2 \\ &= \left(x + \frac{1}{2}\right)^2 - \frac{9}{4} \end{aligned}$$

From this we can see that $f(x)$ achieves its smallest value $\left(-\frac{9}{4}\right)$ where $x = -\frac{1}{2}$ and that the value of the function is greater than $-\frac{9}{4}$ both sides of $x = -\frac{1}{2}$ because $\left(x + \frac{1}{2}\right)^2 \geq 0$. The function is said to be a **decreasing function** for $x < -\frac{1}{2}$ and an **increasing function** for $x > -\frac{1}{2}$. More formally, a function is said to be increasing on an interval (a, b) if $f(x_2) > f(x_1)$ when $x_2 > x_1$ for all x_1 and x_2 lying in (a, b) . Similarly for decreasing functions, we have $f(x_2) < f(x_1)$ when $x_2 > x_1$.

The value of a function at the point where its behaviour changes from decreasing to increasing is a **minimum** (*plural minima*) of the function. Often this is denoted by an asterisk superscript f^* and the corresponding value of the independent variable by x^* so that $f(x^*) = f^*$. Similarly a **maximum** (*plural maxima*) occurs when a function changes from being increasing to being decreasing. In many cases the terms maximum and minimum refer to the local values of the function, as illustrated in Example 2.4(a). Sometimes, in practical problems, it is necessary to distinguish between the largest value the function achieves on its domain and the *local maxima* it achieves elsewhere. Similarly for *local minima*. Maxima and minima are jointly referred to as **optimal values** and as **extremal values** of the function.

The point (x^*, f^*) of the graph of $f(x)$ is often called a turning point of the graph, whether it is a maximum or a minimum. These properties will be discussed in more detail later (see Sections 8.2.7 and 8.5). For smooth functions as in Figure 2.5, the tangent to the graph of the function is horizontal at a turning point. This property can be used to locate maxima and minima.

Example 2.4

Draw graphs of the functions below, locating their zeros, intervals in which they are increasing, intervals in which they are decreasing and their optimal values.

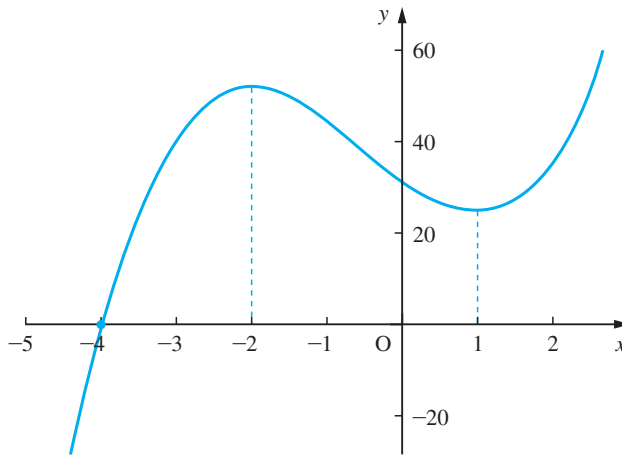
(a) $y = 2x^3 + 3x^2 - 12x + 32$ (b) $y = (x - 1)^{2/3} - 1$

Solution

(a) The graph of the function is shown in Figure 2.5. From the graph we can see that the function has one zero at $x = -4$. It is an increasing function on the intervals $-\infty < x < -2$ and $1 < x < \infty$ and a decreasing function on the interval $-2 < x < 1$. It achieves a maximum value of 52 at $x = -2$ and a minimum value of 25 at $x = 1$. In this example the extremal values at $x = -2$ and $x = 1$ are *local maximum* and *local minimum* values. The function is defined on the set of real numbers \mathbb{R} . Thus it does not have finite upper and lower values. If the domain were restricted to $[-4, 4]$, say, then the *global minimum* would be $f(-4) = 0$ and the *global maximum* would be $f(4) = 160$.

Figure 2.5

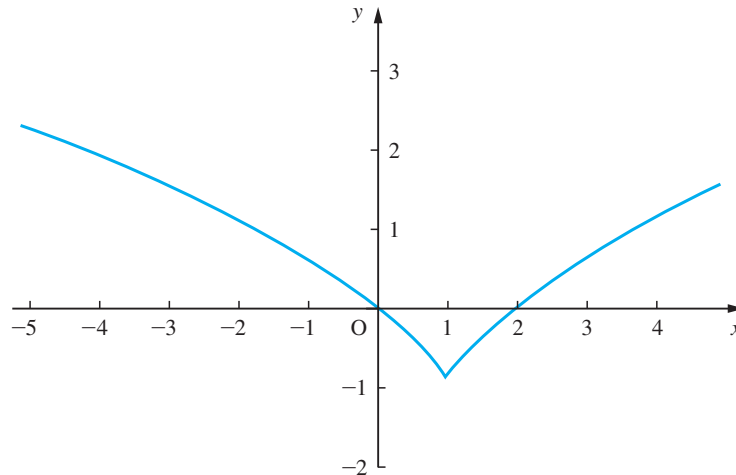
Graph of $y = 2x^3 + 3x^2 - 12x + 32$



(b) The graph of the function is shown in Figure 2.6. (Note that to evaluate $(x - 1)^{2/3}$ on some calculators/computer packages it has to be expressed as $((x - 1)^2)^{1/3}$ for $x < 1$.)

Figure 2.6

Graph of $y = (x - 1)^{2/3} - 1$.



From the graph, we see that the function has two zeros, one at $x = 0$ and the other at $x = 2$. It is a decreasing function for $x < 1$ and an increasing function for $x > 1$. This is obvious algebraically since $(x - 1)^{2/3}$ is greater than or equal to zero. This example also provides an illustration of the behaviour of some algebraic functions at a maximum or minimum value. In contrast to (a) where the function changes from decreasing to increasing at $x = 1$ quite smoothly, in this case the function changes from decreasing to increasing abruptly at $x = 1$. Such a minimum value is called a **cusp**. In this example, the value at $x = 1$ is both a local minimum and a global minimum.

It is important to appreciate the difference between a function and a formula. A function is a mapping that associates one and only one member of the codomain with every member of its domain. It may be possible to express this association, as in Example 2.3, by a formula. Some functions may be represented by different formulae on different parts of their domain.

Example 2.5

A gas company charges its industrial users according to their gas usage. Their tariff is as follows:

<i>Quarterly usage/10^3 units</i>	<i>Standing charge/£</i>	<i>Charge per 10^3 units/£</i>
0–19.999	200	60
20–49.999	400	50
50–99.999	600	46
≥ 100	800	44

What is the quarterly charge paid by a user?

Solution

The charge £ c paid by a user for a quarter's gas is a function, since for any number of units used there is a unique charge. The charging tariff is expressed in terms of the number u of thousands of units of gas consumed. In this situation the independent variable is the gas consumption u since that determines the charge £ c which accrues to the customer. The function f : usage \rightarrow cost must, however, be expressed in the form $c = f(u)$, where

$$f(u) = \begin{cases} 200 + 60u & (0 \leq u < 20) \\ 400 + 50u & (20 \leq u < 50) \\ 600 + 46u & (50 \leq u < 100) \\ 800 + 44u & (100 \leq u) \end{cases}$$

Functions that are represented by different formulae on different parts of their domains arise frequently in engineering and management applications.



The basic MATLAB package is primarily a number-crunching package. Symbolic manipulation and algebra can be undertaken by the Symbolic Math Toolbox, which incorporates many MAPLE commands to implement the algebraic work. Consequently, most of the commands in Symbolic Math Toolbox are identical to the MAPLE commands. In order to use any symbolic variables, such as x and y , in MATLAB these must be declared by entering a command, such as `syms x y;`. Inserting a semicolon at the end of a statement suppresses display on screen of the output to the command.

The MATLAB operators for the basic arithmetic operations are $+$ for addition, $-$ for subtraction, $*$ for multiplication, $/$ for division and $^$ for power. The colon command `x = a:dx:b` generates an array of numbers which are the values of x between a and b in steps of dx . For example, the command

```
x = 0:0.1:1
```

generates the array

```
x = 0 0.1 0.2 0.3 0.4 0.5 0.6 0.7 0.8 0.9 1.0
```

When using the operations of multiplication, division and power on such arrays $*$, $/$ and $^$ are replaced respectively by `.*`, `./` and `.^` in which the ‘dot’ implies element by element operations. For example, if $x = [1\ 2\ 3]$ and $y = [4\ -3\ 5]$ are two arrays then `x.*y` denotes the array $[4\ -6\ 15]$ and `x.^2` denotes the array $[1\ 4\ 9]$. Note that to enter an array it must be enclosed within square brackets `[]`.

To plot the graph of $y = f(x)$, $a \leq x \leq b$, an array of x values is first produced and then a corresponding array of y values is produced. Then the command `plot(x,y)` plots a graph of y against x . Check that the sequence of commands

```
x = -5:0.1:3;
y = 2*x.^3 + 3*x.^2 - 12*x + 32;
plot(x,y)
```

plots the graph of Figure 2.5. Entering a further command

```
grid
```

draws gridlines on the existing plot. The following commands may be used for labelling the graph:

```
title('text') prints 'text' at the top of the plot
xlabel('text') labels the x axis with 'text'
ylabel('text') labels the y axis with 'text'
```

Plotting the graphs of $y_1 = f(x)$ and $y_2 = g(x)$, $a \leq x \leq b$, can be achieved using the commands

```
x = [a:dx:b]'; y1 = f(x); y2 = g(x);
plot(x,y1, '- ', x,y2, '- -')
```

with ‘-’ and ‘- -’ indicating that the graph of $y_1 = f(x)$ will appear as a ‘solid line’ and that of $y_2 = g(x)$ as a ‘dashed line’. These commands can be extended to include more than two graphs as well as colour. To find out more, use the *help* facility in MATLAB.

Using the Symbolic Math Toolbox the *sym* command enables us to construct symbolic variables and expressions. For example,

```
x = sym('x')
```

creates the variable x that prints as x ; whilst the command

```
f = sym(2*x + 3)
```

assigns the symbolic expression $2x + 3$ to the variable f . If f includes parameters then these must be declared as symbolic terms at the outset. For example, the sequence of commands

```
syms x a b
f = sym(a*x + b)
```

prints

```
f = ax + b
```

(Note the use of spacing when specifying variables under *syms*.)

The command *ezplot*(y) produces the plot of $y = f(x)$, making a reasonable choice for the range of the x axis and resulting scale of the y axis, the default domain of the x axis being $-2\pi \leq x \leq 2\pi$. The domain can be changed to $a \leq x \leq b$ using the command *ezplot*($y, [a, b]$). Check that the commands

```
syms x
y = sym(2*x^3 + 3*x^2 - 12*x + 32);
ezplot(y, [-5, 3])
```

reproduce the graph of Figure 2.5 and that the commands

```
syms x
y = sym(((x - 1)^2)^(1/3) - 1)
ezplot(y, [-5, 3])
```

reproduce the graph of Figure 2.6. (Note that in the second case the function is expressed in the form indicated in the solution to Example 2.4(b).)

2.2.2 Exercises



Check your answers using MATLAB whenever possible.

- 1 Determine the largest valid domains for the functions whose formulae are given below. Identify the corresponding codomains and ranges and evaluate $f(5)$, $f(-4)$, $f(-x)$.

(a) $f(x) = \sqrt{25 - x^2}$ (b) $f: x \rightarrow \sqrt[3]{x + 3}$

- 2 A straight horizontal road is to be constructed through rough terrain. The width of the road is to be 10 m, with the sides of the embankment sloping at 1 (vertical) in 2 (horizontal), as shown in Figure 2.7. Obtain a formula for the cross-sectional area of the road and its embankment, taken at right angles to the road, where the rough ground lies at a depth x below the level of the proposed road. Use your formula to complete the table below, and draw a graph to represent this function.

x/m	0	1	2	3	4	5
Area/m^2	0		28			100

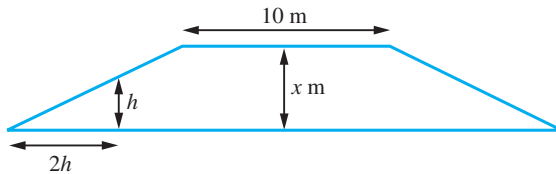


Figure 2.7

What is the value given by the formula when $x = -2$, and what is the meaning of that value?

- 3 A hot-water tank has the form of a circular cylinder of internal radius r , topped by a hemisphere as shown in Figure 2.8. Show that the internal surface area A is given by

$$A = 2\pi rh + 3\pi r^2$$

and the volume V enclosed is

$$V = \pi r^2 h + \frac{2}{3}\pi r^3$$

Find the formula relating the value of A to the value of r for tanks with capacity 0.15 m^3 . Complete the table below for A in terms of r and draw a graph to represent the function.

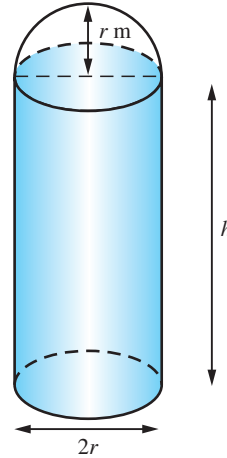


Figure 2.8

r/m	0.10	0.15	0.20	0.25	0.30	0.35	0.40
A/m^2	3.05		1.71			1.50	

The cost of the tank is proportional to the amount of metal used in its manufacture. Estimate the value of r that will minimize that cost, carefully listing the assumptions you make in your analysis.

[Recall: the volume of a sphere of radius a is $\frac{4\pi a^3}{3}$ and its surface area is $4\pi a^2$.]

- 4 An oil storage tank has the form of a circular cylinder with its axis horizontal, as shown in Figure 2.9. The volume of oil in the tank when the depth is h is given in the table below.

h/m	0.5	1.0	1.5	2.0	2.5	3.0	3.5	4.0
$V/10001$	7.3	19.7	34.4	50.3	66.1	80.9	93.9	100.5

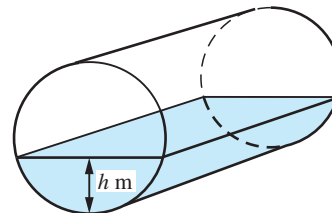


Figure 2.9

Draw a careful graph of V against h , and use it to design the graduation marks on a dipstick to be used to assess the volume of oil in the tank.

- 5 The initial cost of buying a car is £6000. Over the years, its value depreciates and its running costs increase, as shown in the table below.

t	1	2	3	4	5	6
Value after t years	4090	2880	2030	1430	1010	710
Running cost in year t	600	900	1200	1500	1800	2100

Draw up a table showing (a) the cumulative running cost after t years, (b) the total cost (that is, running cost plus depreciation) after t years and (c) the average cost per year over t years. Estimate the optimal time to replace the car.

- 6 Plot graphs of the functions below, locating their zeros, intervals in which they are increasing, intervals in which they are decreasing and their optimal values.

(a) $y = x(x - 2)$ (b) $y = 2x^3 - 3x^2 - 12x + 20$
 (c) $y = x^2(x^2 - 2)$ (d) $y = 1/[x(x - 2)]$

2.2.3 Inverse functions

In some situations we may need to use the functional dependence in the reverse sense. For example, we may wish to use the function

$$T_2 = f(T_1) = \frac{9}{5}T_1 + 32 \quad (2.1)$$

of Example 2.3, relating T_2 in °F to the corresponding T_1 in °C to convert degrees Fahrenheit to degrees Celsius. In this simple case we can rearrange the relationship (2.1) algebraically

$$T_1 = \frac{5}{9}(T_2 - 32)$$

giving us the function

$$T_1 = g(T_2) = \frac{5}{9}(T_2 - 32) \quad (2.2)$$

having T_2 as the independent variable and T_1 as the dependent variable. We may then use this to convert degrees Fahrenheit into degrees Celsius.

Looking more closely at the two functions $f(T_1)$ and $g(T_2)$ associated with (2.1) and (2.2), we have the function rule for $f(T_1)$ as

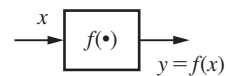
multiply by $\frac{9}{5}$ and then add 32

If we reverse the process, we have the rule

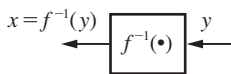
take away 32 and then multiply by $\frac{5}{9}$

which is precisely the function rule for $g(T_2)$. Thus the function $T_1 = g(T_2)$ reverses the operations carried out by the function $T_2 = f(T_1)$, and for this reason is called the **inverse function** of $T_2 = f(T_1)$.

In general, the inverse function of a function f is a function that reverses the operations carried out by f . It is denoted by f^{-1} . Writing $y = f(x)$, the function f may be represented by the block diagram of Figure 2.10(a), which indicates that the function operates on the input variable x to produce the output variable $y = f(x)$. The inverse function f^{-1} will reverse the process, and will take the value of y back to the original corresponding values of x . It can be represented by the block diagram of Figure 2.10(b).



(a)



(b)

Figure 2.10

Block diagram of
 (a) function and
 (b) inverse function.

We therefore have

$$x = f^{-1}(y), \quad \text{where } y = f(x) \quad (2.3)$$

that is, the independent variable x for f acts as the dependent variable for f^{-1} , and correspondingly the dependent variable y for f becomes the independent variable for f^{-1} . At the same time the range of f becomes the domain of f^{-1} and the domain of f becomes the range of f^{-1} .

Since it is usual to denote the independent variable of a function by x and the dependent variable by y , we interchange the variables x and y in (2.3) and define the inverse function by

$$\text{if } y = f^{-1}(x) \quad \text{then } x = f(y) \quad (2.4)$$

Again in engineering it is common to denote an inverse function by $f^{-1}(x)$ rather than f^{-1} . Writing x as the independent variable for both $f(x)$ and $f^{-1}(x)$ sometimes leads to confusion, so you need to be quite clear as to what is meant by an inverse function. It is also important not to confuse $f^{-1}(x)$ with $[f(x)]^{-1}$, which means $1/f(x)$. You also then need to watch out for values x at which $f(x) = 0$ and act accordingly.

Finding an explicit formula for $f^{-1}(x)$ is often impossible and its values are calculated by special numerical methods. Sometimes it is possible to find the formula for $f^{-1}(x)$ by algebraic methods. We illustrate the technique in the next two examples.

Example 2.6

Obtain the inverse function of the real function $y = f(x) = \frac{1}{5}(4x - 3)$.

Solution Here the formula for the inverse function can be found algebraically. First rearranging

$$y = f(x) = \frac{1}{5}(4x - 3)$$

to express x in terms of y gives

$$x = f^{-1}(y) = \frac{1}{4}(5y + 3)$$

Interchanging the variables x and y then gives

$$y = f^{-1}(x) = \frac{1}{4}(5x + 3)$$

as the inverse function of

$$y = f(x) = \frac{1}{5}(4x - 3)$$

As a check, we have

$$f(2) = \frac{1}{5}(4 \times 2 - 3) = 1$$

while

$$f^{-1}(1) = \frac{1}{4}(5 \times 1 + 3) = 2$$

Example 2.7

Obtain the inverse function of $y = f(x) = \frac{x+2}{x+1}$, $x \neq -1$.

Solution

We rearrange $y = \frac{x+2}{x+1}$ to obtain x in terms of y . (Notice that y is not defined where $x = -1$.) Thus

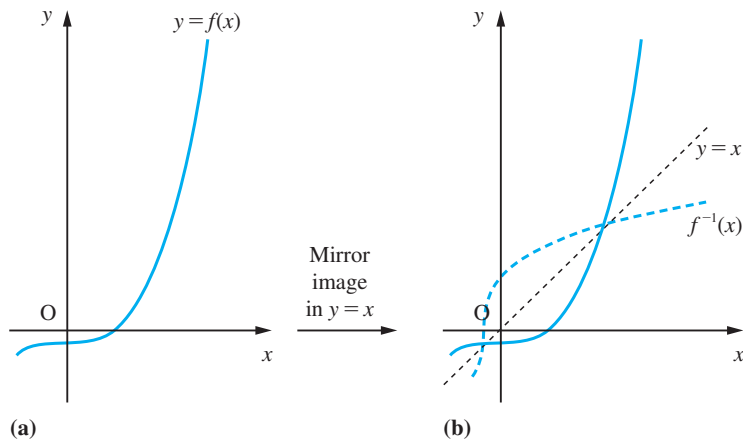
$$y(x+1) = x+2 \quad \text{so that} \quad x(y-1) = 2-y$$

giving $x = \frac{2-y}{y-1}$, $y \neq 1$. (Notice that x is not defined where $y = 1$. Putting $y = 1$ into the formula for y results in the equation $x+1 = x+2$ which is not possible.) Thus

$$f^{-1}(x) = \frac{2-x}{x-1}, \quad x \neq 1$$

If we are given the graph of $y = f(x)$ and wish to obtain the graph of the inverse function $y = f^{-1}(x)$ then what we really need to do is interchange the roles of x and y . Thus we need to manipulate the graph of $y = f(x)$ so that the x and y axes are interchanged. This can be achieved by taking the mirror image in the line $y = x$ and relabelling the axes as illustrated in Figures 2.11(a) and (b). It is important to recognize that the graphs of $y = f(x)$ and $y = f^{-1}(x)$ are symmetrical about the line $y = x$, since this property is frequently used in mathematical arguments. Notice that the x and y axes have the same scale.

Figure 2.11
The graph of
 $y = f^{-1}(x)$.

**Example 2.8**

Obtain the graph of $f^{-1}(x)$ when (a) $f(x) = \frac{9}{5}x + 32$, (b) $f(x) = \frac{x+2}{x+1}$, $x \neq -1$, (c) $f(x) = x^2$.

Solution

(a) This is the formula for converting the temperature measured in $^{\circ}\text{C}$ to the temperature in $^{\circ}\text{F}$ and its graph is shown by the blue line in Figure 2.12(a). Reflecting the graph in the line $y = x$ yields the graph of the inverse function $y = g(x) = \frac{5}{9}(x - 32)$ as illustrated by the black line in Figure 2.12(a).

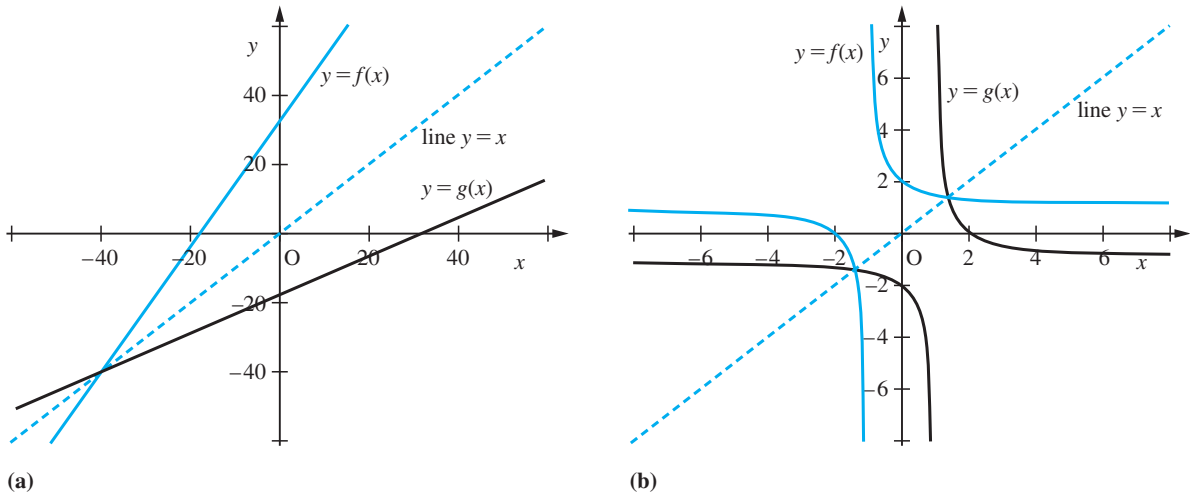
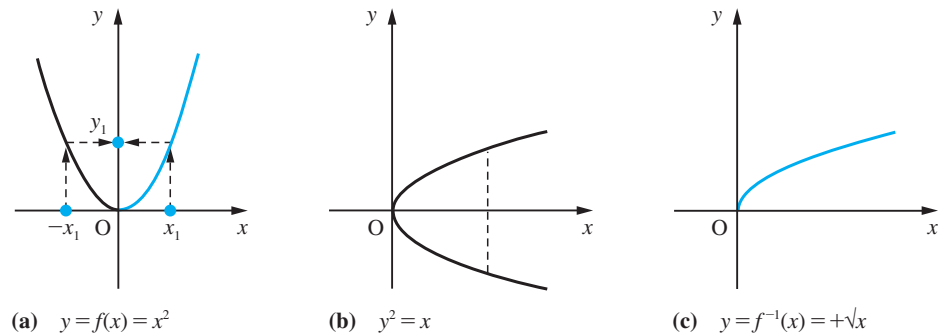


Figure 2.12 (a) Graph of $f(x) = \frac{9}{5}x + 32$ and its inverse $g(x)$. (b) Graph of $f(x) = \frac{x+2}{x+1}$ and its inverse $g(x)$.

(b) The graph of $y = f(x) = \frac{x+2}{x+1}$, $x \neq -1$, is shown in blue in Figure 2.12(b). The graph of its inverse function $y = g(x) = \frac{2-x}{x-1}$, $x \neq 1$, can be seen as the mirror image illustrated in black in Figure 2.12(b).

(c) The graph of $y = x^2$ is shown in Figure 2.13(a). Its mirror image in the line $y = x$ gives the graph of Figure 2.13(b). We note that this graph is not representative of a function according to our definition, since for all values of $x > 0$ there are two images – one positive and one negative – as indicated by the dashed line. This follows because $y = x^2$ corresponds to $x = +\sqrt{y}$ or $x = -\sqrt{y}$. In order to avoid this ambiguity, we define the inverse function of $f(x) = x^2$ to be $f^{-1}(x) = +\sqrt{x}$, which corresponds to the upper half of the graph as illustrated in Figure 2.13(c). \sqrt{x} therefore denotes a positive number (cf. calculators), so the range of \sqrt{x} is $x \geq 0$. Thus the inverse function of $y = f(x) = x^2$ ($x \geq 0$) is $y = f^{-1}(x) = \sqrt{x}$. Note that the domain of $f(x)$ had to be restricted to $x \geq 0$ in order that an inverse could be defined. In modern usage, the symbol \sqrt{x} denotes a positive number.

Figure 2.13
Graphs of $f(x) = x^2$
and its inverse.



We see from Example 2.8(c) that there is no immediate inverse function corresponding to $f(x) = x^2$. This arises because for the function $f(x) = x^2$ there is a codomain element that is the image of two domain elements x_1 and $-x_1$, as indicated by the dashed arrowed lines in Figure 2.13(a). That is, $f(x_1) = f(-x_1) = y_1$. If a function $y = f(x)$ is to have an immediate inverse $f^{-1}(x)$, without any imposed conditions, then *every* element of its range must occur *precisely once* as an image under $f(x)$. Such a function is known as a one-to-one (1:1) injective function.

2.2.4 Composite functions

In many practical problems the mathematical model will involve several different functions. For example, the kinetic energy T of a moving particle is a function of its velocity v , so that

$$T = f(v)$$

Also, the velocity v itself is a function of time t , so that

$$v = g(t)$$

Clearly, by eliminating v , it is possible to express the kinetic energy as a function of time according to

$$T = f(g(t))$$

A function of the form $y = f(g(x))$ is called a **function of a function** or a **composite** of the functions $f(x)$ and $g(x)$. In modern mathematical texts it is common to denote the composite function by $f \circ g$ so that

$$y = f \circ g(x) = f(g(x)) \quad (2.5)$$

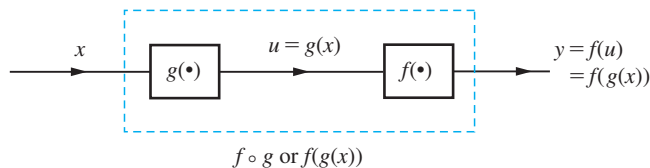
We can represent the composite function (2.5) schematically by the block diagram of Figure 2.14, where $u = g(x)$ is called the intermediate variable.

It is important to recognize that the composition of functions is not in general commutative. That is, for two general functions $f(x)$ and $g(x)$

$$f(g(x)) \neq g(f(x))$$

Algebraically, given two functions $y = f(x)$ and $y = g(x)$, the composite function $y = f(g(x))$ may be obtained by replacing x in the expression for $f(x)$ by $g(x)$. Likewise, the composite function $y = g(f(x))$ may be obtained by replacing x in the expression for $g(x)$ by $f(x)$.

Figure 2.14
The composite
function $f(g(x))$.



Example 2.9

If $y = f(x) = x^2 + 2x$ and $y = g(x) = x - 1$, obtain the composite functions $f(g(x))$ and $g(f(x))$.

Solution To obtain $f(g(x))$, replace x in the expression for $f(x)$ by $g(x)$, giving

$$y = f(g(x)) = (g(x))^2 + 2(g(x))$$

But $g(x) = x - 1$, so that

$$\begin{aligned} y = f(g(x)) &= (x - 1)^2 + 2(x - 1) \\ &= x^2 - 2x + 1 + 2x - 2 \end{aligned}$$

That is,

$$f(g(x)) = x^2 - 1$$

Similarly,

$$\begin{aligned} y = g(f(x)) &= (f(x)) - 1 \\ &= (x^2 + 2x) - 1 \end{aligned}$$

That is,

$$g(f(x)) = x^2 + 2x - 1$$

Note that this example confirms the result that, in general, $f(g(x)) \neq g(f(x))$.

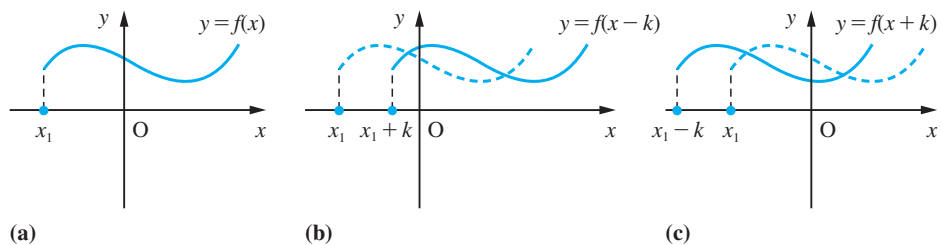
Given a function $y = f(x)$, two composite functions that occur frequently in engineering are

$$y = f(x + k) \quad \text{and} \quad y = f(x - k)$$

where k is a positive constant. As illustrated in Figures 2.15(b) and (c), the graphs of these two composite functions are readily obtained given the graph of $y = f(x)$ as in Figure 2.15(a). The graph of $y = f(x - k)$ is obtained by displacing the graph of $y = f(x)$ by k units to the right, while the graph of $y = f(x + k)$ is obtained by displacing the graph of $y = f(x)$ by k units to the left.

Viewing complicated functions as composites of simpler functions often enables us to 'get to the heart' of a practical problem, and to obtain and understand the solution. For example, recognizing that $y = x^2 + 2x - 3$ is the composite function $y = (x + 1)^2 - 4$ tells us that the function is essentially the squaring function. Its graph is a parabola with minimum point at $x = -1$, $y = -4$ (rather than at $x = 0$, $y = 0$). A similar process

Figure 2.15
Graphs of $f(x)$,
 $f(x - k)$ and $f(x + k)$,
with $k > 0$.

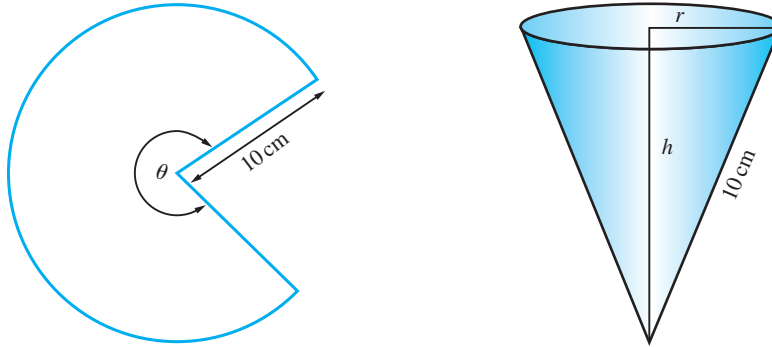


of reducing a complicated problem to a simpler one occurred in the solution of the practical problem discussed in Example 1.49.

Example 2.10

An open conical container is made from a sector of a circle of radius 10 cm as illustrated in Figure 2.16, with sectional angle θ (radians). The capacity C cm³ of the cone depends on θ . Find the formula for C in terms of θ and the simplest associated function that could be studied if we wish to maximize C with respect to θ .

Figure 2.16
Conical container
of Example 2.10.



Solution Let the cone have base radius r cm and height h cm. Then its capacity is given by $C = \frac{1}{3}\pi r^2 h$ with r and h dependent upon the sectorial angle θ (since the perimeter of the sector has to equal the circumference of the base of the cone). Thus, by Pythagoras' theorem,

$$10\theta = 2\pi r \quad \text{and} \quad h^2 = 10^2 - r^2$$

so that

$$\begin{aligned} C(\theta) &= \frac{1}{3}\pi \left(\frac{10\theta}{2\pi}\right)^2 \left[10^2 - \left(\frac{10\theta}{2\pi}\right)^2\right]^{1/2} \\ &= \frac{1000}{3}\pi \left(\frac{\theta}{2\pi}\right)^2 \left[1 - \left(\frac{\theta}{2\pi}\right)^2\right]^{1/2}, \quad 0 \leq \theta \leq 2\pi \end{aligned}$$

Maximizing $C(\theta)$ with respect to θ is essentially the same problem as maximizing

$$D(x) = x(1-x)^{1/2}, \quad 0 \leq x \leq 1$$

(where $x = (\theta/2\pi)^2$).

Maximizing $D(x)$ with respect to x is essentially the same problem as maximizing

$$E(x) = x^2(1-x), \quad 0 \leq x \leq 1$$

which is considerably easier than the original problem.

Plotting the graph of $E(x)$ suggests that it has a minimum at $x = \frac{2}{3}$ where its value is $\frac{4}{27}$. We can prove that this is true by showing that the horizontal line $y = \frac{4}{27}$ is a tangent to the graph at $x = \frac{2}{3}$; that is, the line cuts the graph at two coincident points at $x = \frac{2}{3}$.

Setting $x^2(1-x) = \frac{4}{27}$ gives $27x^3 - 27x^2 + 4 = 0$ which factorizes into

$$(3x - 2)^2(3x + 1) = 0$$

Thus the equation has a double root at $x = \frac{2}{3}$ and a single root at $x = -\frac{1}{3}$. Thus $E(x)$ has a maximum at $x = \frac{2}{3}$ and the corresponding optimal value of θ is $2\pi\sqrt{\frac{2}{3}}$. (Later, in Section 8.5 (see also Question 5 in Review exercises 8.13), we shall consider theoretical methods of confirming such results.)

When we compose a function with its inverse function, we usually obtain the identity function $y = x$. Thus from Example 2.6, we have

$$f(x) = \frac{1}{5}(4x - 3) \quad \text{and} \quad f^{-1}(x) = \frac{1}{4}(5x + 3)$$

and

$$f(f^{-1}(x)) = \frac{1}{5}\{4[\frac{1}{4}(5x + 3)] - 3\} = x$$

and

$$f^{-1}(f(x)) = \frac{1}{4}\{5[\frac{1}{5}(4x - 3)] + 3\} = x$$

We need to take care with the exceptional cases that occur, like the square root function, where the inverse function is defined only after restricting the domain of the original function. Thus for $f(x) = x^2$ ($x \geq 0$) and $f^{-1}(x) = \sqrt{x}$ ($x \geq 0$), we obtain

$$f(f^{-1}(x)) = x, \quad \text{for } x \geq 0 \text{ only}$$

and

$$f^{-1}(f(x)) = \begin{cases} x, & \text{for } x \geq 0 \\ -x, & \text{for } x \leq 0 \end{cases}$$

2.2.5 Exercises

7 A function $f(x)$ is defined by $f(x) = \frac{1}{2}(10^x + 10^{-x})$, for x in \mathbb{R} . Show that

(a) $2(f(x))^2 = f(2x) + 1$

(b) $2f(x)f(y) = f(x+y) + f(x-y)$

8 Draw separate graphs of the functions f and g where



$$f(x) = (x+1)^2 \quad \text{and} \quad g(x) = x - 2$$

The functions F and G are defined by

$$F(x) = f(g(x)) \quad \text{and} \quad G(x) = g(f(x))$$

Find formulae for $F(x)$ and $G(x)$ and sketch their graphs. What relationships do the graphs of F and G bear to those of f and g ?

9 A function f is defined by



$$f(x) = \begin{cases} 0 & (x < -1) \\ x + 1 & (-1 \leq x < 0) \\ 1 - x & (0 \leq x \leq 1) \\ 0 & (x > 1) \end{cases}$$

Sketch on separate diagrams the graphs of $f(x)$, $f(x + \frac{1}{2})$, $f(x + 1)$, $f(x + 2)$, $f(x - \frac{1}{2})$, $f(x - 1)$ and $f(x - 2)$.

10 Find the inverse function (if it is defined) of the following functions:

(a) $f(x) = 2x - 3$ (x in \mathbb{R})

(b) $f(x) = \frac{2x - 3}{x + 4}$ (x in \mathbb{R} , $x \neq -4$)

(c) $f(x) = x^2 + 1$ (x in \mathbb{R})

If $f(x)$ does not have an inverse function, suggest a suitable restriction of the domain of $f(x)$ that will allow the definition of an inverse function.

11 Show that



$$f(x) = \frac{2x - 3}{x + 4}$$

may be expressed in the form

$$f(x) = g(h(l(x)))$$

where

$$l(x) = x + 4$$

$$h(x) = 1/x$$

$$g(x) = 2 - 11x$$

Interpret this result graphically.

12 The stiffness of a rectangular beam varies directly with the cube of its height and directly with its

breadth. A beam of rectangular section is to be cut from a circular log of diameter d . Show that the optimal choice of height and breadth of the beam in terms of its stiffness is related to the value of x which maximizes the function

$$E(x) = x^3(d^2 - x), \quad 0 \leq x \leq d^2$$

13 A beam is used to support a building as shown in Figure 2.17. The beam has to pass over a 3 m brick wall which is 2 m from the building. Show that the minimum length of the beam is associated with the value of x which minimizes

$$E(x) = (x + 2)^2 \left(1 + \frac{9}{x^2}\right)$$

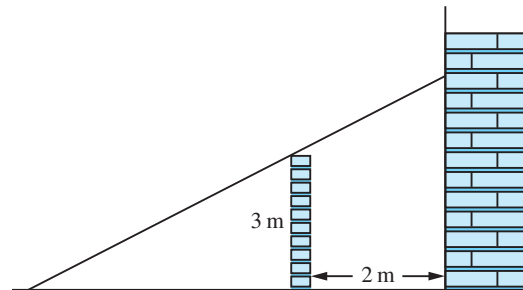


Figure 2.17 Beam of Question 13.

2.2.6 Odd, even and periodic functions

Some commonly occurring functions in engineering contexts have the special properties of oddness or evenness or periodicity. These properties are best understood from the graphs of the functions.

An **even function** is one that satisfies the functional equation

$$f(-x) = f(x)$$

Thus the value of $f(-2)$ is the same as $f(2)$, and so on. The graph of such a function is symmetrical about the y axis, as shown in Figure 2.18.

In contrast, an **odd function** has a graph which is antisymmetrical about the origin, as shown in Figure 2.19, and satisfies the equation

$$f(-x) = -f(x)$$

We notice that $f(0) = 0$ or is undefined.

Polynomial functions like $y = x^4 - x^2 - 1$, involving only even powers of x , are examples of even functions, while those like $y = x - x^5$, involving only odd powers of x , provide examples of odd functions. Of course, not all functions have the property of oddness or evenness.

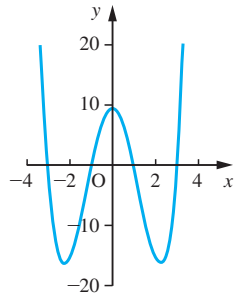


Figure 2.18 Graph of an even function.

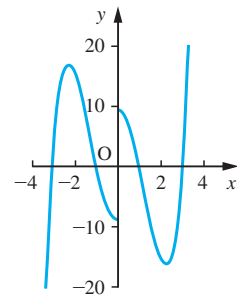
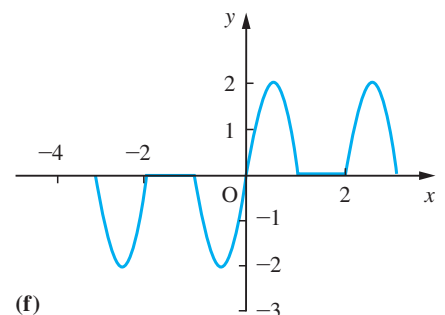
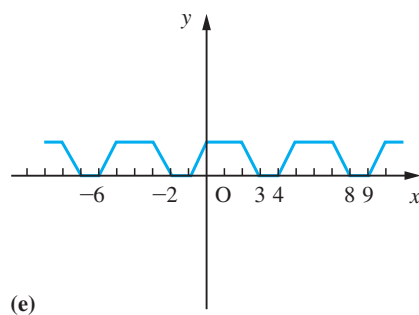
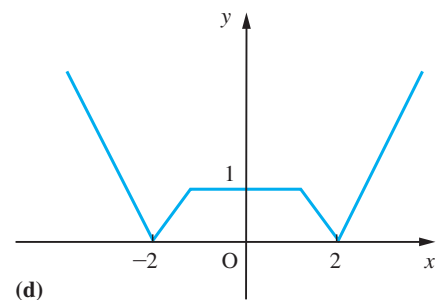
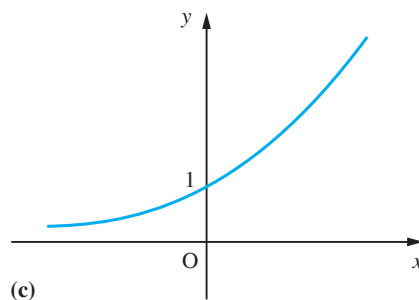
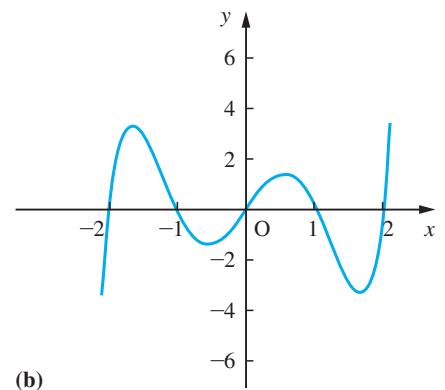
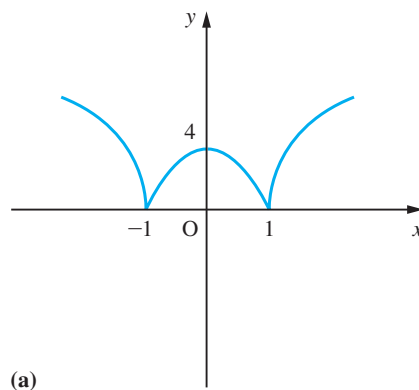


Figure 2.19 Graph of an odd function.

Example 2.11

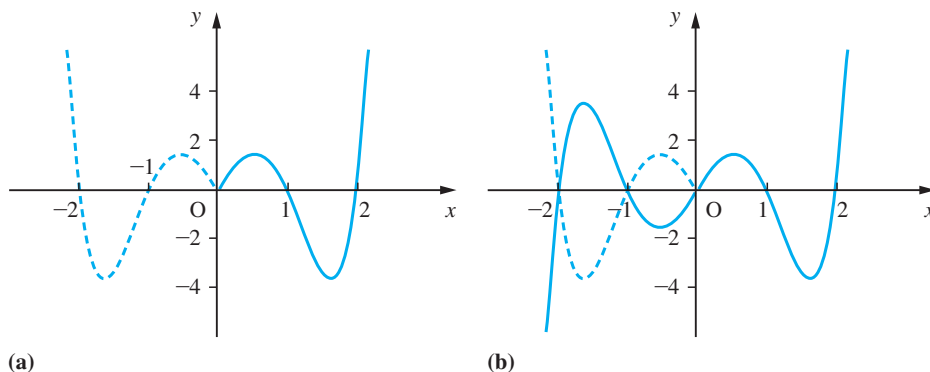
Which of the functions $y = f(x)$ whose graphs are shown in Figure 2.20 are odd, even or neither odd nor even?

Figure 2.20
Graphs of
Example 2.11.



- Solution** (a) The graph for $x < 0$ is the mirror image of the graph for $x > 0$ when the mirror is placed on the y axis. Thus the graph represents an even function.
- (b) The mirror image of the graph for $x > 0$ in the y axis is shown in Figure 2.21(a). Now reflecting that image in the x axis gives the graph shown in Figure 2.21(b). Thus Figure 2.20(b) represents an odd function since its graph is antisymmetrical about the origin.

Figure 2.21



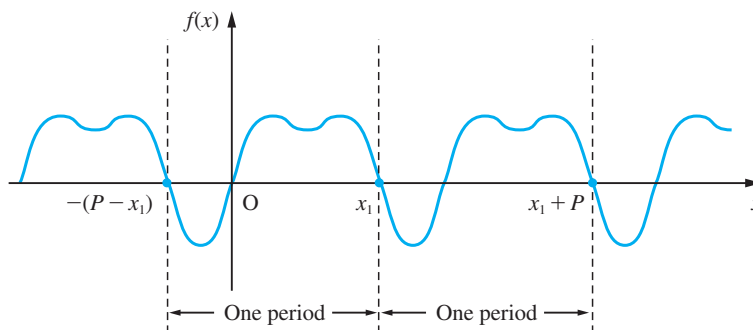
- (c) The graph is neither symmetrical nor antisymmetrical about the origin, so the function it represents is neither odd nor even.
- (d) The graph is symmetrical about the y axis so it is an even function.
- (e) The graph is neither symmetrical nor antisymmetrical about the origin, so it is neither an even nor an odd function.
- (f) The graph is antisymmetrical about the origin, so it represents an odd function.

A **periodic function** is such that its image values are repeated at regular intervals in its domain. Thus the graph of a periodic function can be divided into ‘vertical strips’ that are replicas of each other, as shown in Figure 2.22. The width of each strip is called the **period** of the function. We therefore say that a function $f(x)$ is periodic with period P if for all its domain values x

$$f(x + nP) = f(x)$$

for any integer n .

Figure 2.22
A periodic function
of period P .



To provide a measure of the number of repetitions per unit of x , we define the **frequency** of a periodic function to be the reciprocal of its period, so that

$$\text{frequency} = \frac{1}{\text{period}}$$

The Greek letter ν ('nu') is usually used to denote the frequency, so that $\nu = 1/P$. The term **circular frequency** is also used in some engineering contexts. This is denoted by the Greek letter ω ('omega') and is defined by

$$\omega = 2\pi\nu = \frac{2\pi}{P}$$

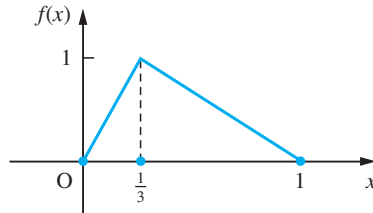
It is measured in radians per unit of x , the free variable. When the meaning is clear from the context, the adjective 'circular' is commonly omitted.

Example 2.12

A function $f(x)$ has the graph on $[0, 1]$ shown in Figure 2.23. Sketch its graph on $[-3, 3]$ given that

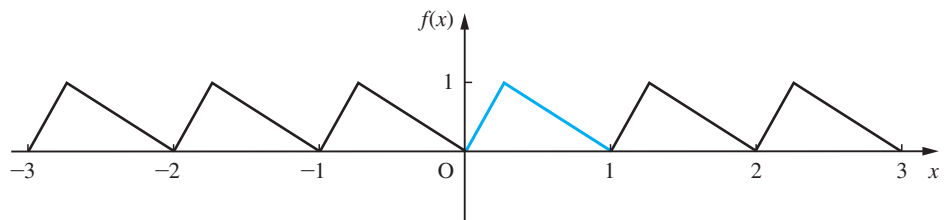
- $f(x)$ is periodic with period 1;
- $f(x)$ is periodic with period 2 and is even;
- $f(x)$ is periodic with period 2 and is odd.

Figure 2.23
 $f(x)$ of Example 2.12
defined on $[0, 1]$.



Solution (a) Since $f(x)$ has period 1, strips of width 1 unit are simply replicas of the graph between 0 and 1. Hence we obtain the graph shown in Figure 2.24.

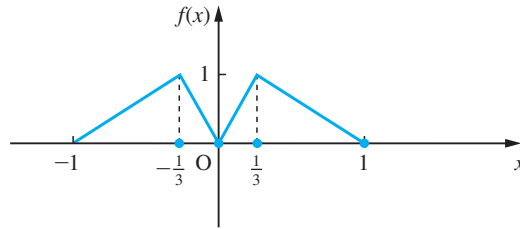
Figure 2.24
 $f(x)$ having period 1.



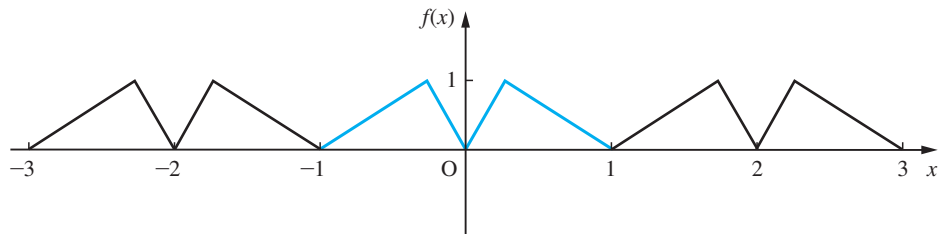
(b) Since $f(x)$ has period 2 we need to establish the graph over a complete period before we can replicate it along the domain of $f(x)$. Since it is an even function and

Figure 2.25

$f(x)$ periodic with period 2 and is even.



(a)



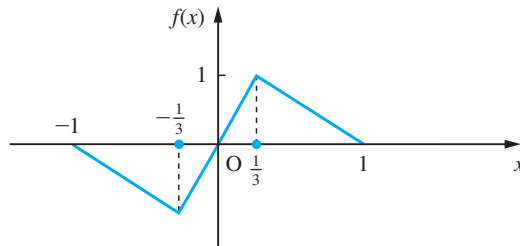
(b)

we know its values between 0 and 1, we also know its values between -1 and 0. We can obtain the graph of $f(x)$ between -1 and 0 by reflecting in the y axis, as shown in Figure 2.25(a). Thus we have the graph over a complete period, from -1 to $+1$, and so we can replicate along the x axis, as shown in Figure 2.25(b).

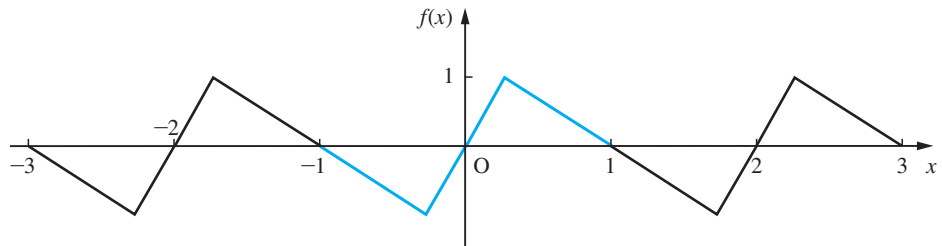
(c) Similarly, if $f(x)$ is an odd function we can obtain the graph for the interval $[-1, 0]$ using antisymmetry and the graph for the interval $[0, 1]$. This gives us Figure 2.26(a) and we then obtain the whole graph, Figure 2.26(b), by periodic extension.

Figure 2.26

$f(x)$ periodic with period 2 and is odd.



(a)



(b)

2.2.7 Exercises

- 14 Which of the functions $y = f(x)$ whose graphs are shown in Figure 2.27 are odd, even or neither odd nor even?

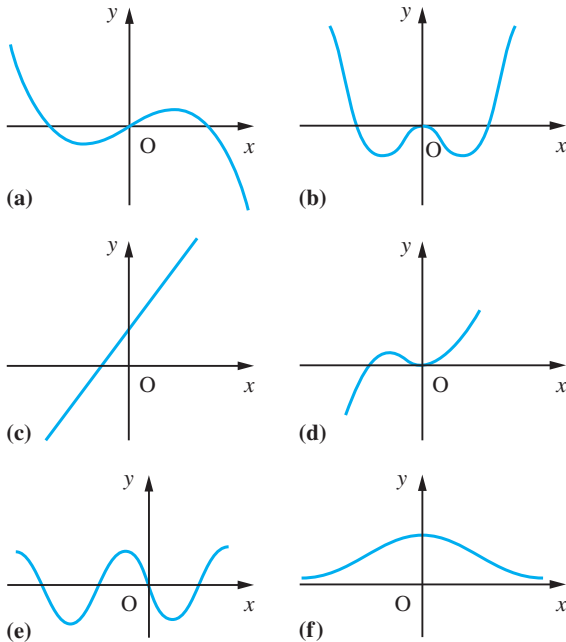


Figure 2.27 Graphs of Question 14.

- 15 Three different functions, $f(x)$, $g(x)$ and $h(x)$, have the same graph on $[0, 2]$ as shown in Figure 2.28. On separate diagrams, sketch their graphs for $[-4, 4]$ given that

- (a) $f(x)$ is periodic with period 2;
 (b) $g(x)$ is periodic with period 4 and is even;
 (c) $h(x)$ is periodic with period 4 and is odd.

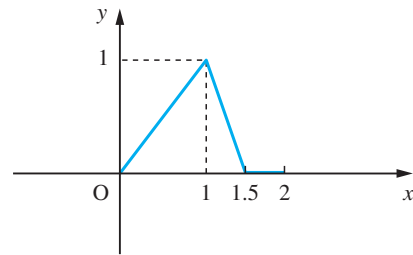


Figure 2.28 Graph of Question 15.

- 16 Show that

$$h(x) = \frac{1}{2}[f(x) - f(-x)]$$

is an odd function and that any function $f(x)$ may be written as the sum of an odd and an even function.

Illustrate this result with $f(x) = (x - 1)^3$.

2.3 Linear and quadratic functions

Among the more commonly used functions in engineering contexts are the linear and quadratic functions. This is because the mathematical models of practical problems often involve linear functions and also because more complicated functions are often well approximated locally by linear or quadratic functions. We shall review the properties of these functions and in the process describe some of the contexts in which they occur.

2.3.1 Linear functions

The **linear function** is the simplest function that occurs in practical problems. It has the formula $f(x) = mx + c$ where m and c are constant numbers and x is the unassigned or independent variable as usual. The graph of $f(x)$ is the set of points (x, y) where $y = mx + c$, which is the equation of a straight line on a cartesian coordinate plot (see Section 1.4.2). Hence, the function is called the linear function. An example of a linear function is the conversion of a temperature T_1 °C to the temperature T_2 °F. Here

$$T_2 = \frac{9}{5}T_1 + 32$$

and $m = \frac{9}{5}$ with $c = 32$.

To determine the formula for a particular linear function the two constants m and c have to be found. This implies that we need two pieces of information to determine $f(x)$.

Example 2.13

A manufacturer produces 5000 items at a total cost of £10 000 and sells them at £2.75 each. What is the manufacturer's profit as a function of the number x of items sold?

Solution

Let the manufacturer's profit be £ P . If x items are sold then the total revenue is £ $2.75x$, so that the amount of profit $P(x)$ is given by

$$P(x) = \text{revenue} - \text{cost} = 2.75x - 10000$$

Here the domain of the function is $[0, 5000]$ and the range is $[-10000, 3750]$. This function has a zero at $x = 3636\frac{4}{11}$. Thus to make a profit, the manufacturer has to sell more than 3636 items. (Note the modelling approximation in that, strictly, x is an integer variable, not a general real variable.)

If we know the values that the function $f(x)$ takes at two values, x_0 and x_1 , of the independent variable x we can find the formula for $f(x)$. Let $f(x_0) = f_0$ and $f(x_1) = f_1$; then

$$f(x) = \frac{x - x_1}{x_0 - x_1} f_0 + \frac{x - x_0}{x_1 - x_0} f_1 \quad (2.6)$$

This formula is known as **Lagrange's formula**. It is obvious that the function is linear since we can arrange it as

$$f(x) = x \left[\frac{f_1 - f_0}{x_1 - x_0} \right] + \left[\frac{x_1 f_0 - x_0 f_1}{x_1 - x_0} \right]$$

The reader should verify from (2.6) that $f(x_0) = f_0$ and $f(x_1) = f_1$.

Example 2.14

Use Lagrange's formula to find the linear function $f(x)$ where $f(10) = 1241$ and $f(15) = 1556$.

Solution

Taking $x_0 = 10$ and $x_1 = 15$ so that $f_0 = 1241$ and $f_1 = 1556$ we obtain

$$\begin{aligned} f(x) &= \frac{x - 15}{10 - 15}(1241) + \frac{x - 10}{15 - 10}(1556) \\ &= \frac{x}{5}(1556 - 1241) + 3(1241) - 2(1556) \\ &= \frac{x}{5}(315) + (3723 - 3112) = 63x + 611 \end{aligned}$$

The **rate of change** of a function, between two values $x = x_0$ and $x = x_1$ in its domain, is defined by the ratio of the change in the values of the function to the change in the values of x . Thus

$$\text{rate of change} = \frac{\text{change in values of } f(x)}{\text{change in values of } x} = \frac{f(x_1) - f(x_0)}{x_1 - x_0}$$

For a linear function with formula $f(x) = mx + c$ we have

$$\begin{aligned} \text{rate of change} &= \frac{(mx_1 + c) - (mx_0 + c)}{x_1 - x_0} \\ &= \frac{m(x_1 - x_0)}{x_1 - x_0} = m \end{aligned}$$

which is a constant. If we know the rate of change m of a linear function $f(x)$ and the value f_0 at a point $x = x_0$, then we can write the formula for $f(x)$ as

$$f(x) = mx + f_0 - mx_0$$

For a linear function, the slope (gradient) of the graph is the rate of change of the function.

Example 2.15

The labour cost of producing a certain item is £21 per 10000 items and the raw materials cost is £4 for 1000 items. Each time a new production run is begun, there is a set-up cost of £8. What is the cost, £ $C(x)$, of a production run of x items?

Solution Here the cost function has a rate of change comprising the labour cost per item (21/10000) and the materials cost per item (4/1000). Thus the rate of change is 0.0061. We also know that if there is a production run with zero items, there is still a set-up cost of £8 so $f(0) = 8$. Thus the required function is

$$C(x) = 0.0061x + 8$$

2.3.2 Least squares fit of a linear function to experimental data

Because the linear function occurs in many mathematical models of practical problems, we often have to 'fit' linear functions to experimental data. That is, we have to find the values of m and c which yield the best overall description of the data. There are two distinct mathematical models that occur. These are given by the functions with formulae

$$(a) y = ax \quad \text{and} \quad (b) y = mx + c$$

For example, the extension of an ideal spring under load may be represented by a function of type (a), while the velocity of a projectile launched vertically may be represented by a function of type (b).

From experiments we obtain a set of data points (x_k, y_k) , $k = 1, 2, \dots, n$. We wish to find the value of the constant(s) of the linear function that best describes the phenomenon the data represents.

Case (a): the theoretical model has the form $y = ax$

The difference between theoretical value ax_k and the experimental value y_k at x_k is $(ax_k - y_k)$. This is the 'error' of the model at $x = x_k$. We define the value of a for which $y = ax$ best represents the data to be that value which minimizes the sum S of the squared errors:

$$S = \sum_{k=1}^n (ax_k - y_k)^2$$

(Hence the name 'least squares fit': the squares of the errors are chosen to avoid simple cancellation of two large errors of opposite sign.)

The sum above, S , is minimized when

$$a = \frac{\sum_{k=1}^n x_k y_k}{\sum_{k=1}^n x_k^2} \quad (2.7)$$

Take care not to claim too high precision in the calculated value of a .

Example 2.16

Find the value of a which provides the least squares fit to the model $y = ax$ for the data given in Figure 2.29.

Figure 2.29

Data of Example 2.16.

k	1	2	3	4	5	6
x_k	50	100	150	200	250	300
y_k	5	8	9	11	12	15

Solution From (2.7) the least squares fit is provided by

$$a = \left(\sum_{k=1}^6 x_k y_k \right) / \left(\sum_{k=1}^6 x_k^2 \right)$$

Here

$$\sum_{k=1}^6 x_k y_k = 250 + 800 + 1350 + 2200 + 3000 + 4500 = 12\,100$$

and

$$\sum_{k=1}^6 x_k^2 = 50^2 + 100^2 + 150^2 + 200^2 + 250^2 + 300^2 = 227\,500$$

so that $a = 121/2275 = 0.053$.

Case (b): the theoretical model has the form $y = mx + c$

Analogous to case (a), this can be seen as minimizing the sum of squared errors

$$S = \sum_{k=1}^n (mx_k + c - y_k)^2$$

It can be shown that S is minimized where

$$m = \frac{\sum_{k=1}^n x_k y_k - n\bar{x}\bar{y}}{\sum_{k=1}^n x_k^2 - n\bar{x}^2} \quad \text{and} \quad c = \bar{y} - m\bar{x} \quad (2.8)$$

To avoid loss of significance, the formula for m is usually expressed in the form

$$m = \frac{\sum_{k=1}^n (x_k - \bar{x})(y_k - \bar{y})}{\sum_{k=1}^n (x_k - \bar{x})^2} \quad (2.9)$$

We can observe that in this case the best straight line passes through the average data point (\bar{x}, \bar{y}) , and the best straight line has the formula

$$y = mx + c$$

with $c = \bar{y} - m\bar{x}$.

Example 2.17

Find the values of m and c which provide the least squares fit to the linear model $y = mx + c$ for the data given in Figure 2.30.

Figure 2.30

Data of Example 2.17.

k	1	2	3	4	5
x_k	0	1	2	3	4
y_k	1	1	2	2	3

Solution From (2.9) the least squares fit is provided by

$$m = \frac{\sum_{k=1}^n (x_k - \bar{x})(y_k - \bar{y})}{\sum_{k=1}^n (x_k - \bar{x})^2}$$

Here $\bar{x} = \frac{1}{5}(10) = 2.0$, $\bar{y} = \frac{1}{5}(9) = 1.8$, $\sum_{k=1}^n (x_k - \bar{x})(y_k - \bar{y}) = 5.0$ and $\sum_{k=1}^n (x_k - \bar{x})^2 = 10$, so that

$$m = 0.5$$

and hence $c = 1.8 - 0.5(2) = 0.8$.

Thus the best straight line fit to the data is provided by $y = 0.5x + 0.8$.



The MATLAB commands to reproduce the answer are given below (see Section 2.4.4).

The formula for case (b) is the one most commonly given on calculators and in computer packages (where it is called **linear regression**). It is important to have a theoretical justification to fitting data to a function, otherwise it is easy to produce nonsense. For example, the data in Example 2.16 actually related to the extension of a soft spring under a load, so that it would be inappropriate to fit that data to $y = mx + c$. A non-zero value for c would imply an extension with zero load! A little care is needed when using computer packages. Some use the form $y = ax + b$ and others the form $y = a + bx$ as the basic formula.

2.3.3 Exercises

17 Obtain the formula for the linear functions $f(x)$ such that

(a) $f(0) = 3$ and $f(2) = -1$

(b) $f(-1) = 2$ and $f(3) = 4$

(c) $f(1.231) = 2.791$ and $f(2.492) = 3.112$

18 Calculate the rate of change of the linear functions given by

(a) $f(x) = 3x - 2$

(b) $f(x) = 2 - 3x$

(c) $f(-1) = 2$ and $f(3) = 4$

19 The total labour cost of producing a certain item is £43 per 100 items produced. The raw materials cost £25 per 1000 items. There is a set-up cost of £50 for each production run. Obtain the formula for the cost of a production run of x items.

The manufacturer decides to have a production run of 2000 items. What is its cost? If the items are sold at £1.20 each, write down a formula for the manufacturer's profit if x items are sold. What is the breakeven number of items sold?

20 Find the least squares fit to the linear function $y = ax$ of the data given in Figure 2.31.



k	1	2	3	4	5
x_k	10.1	10.2	10.3	10.4	10.5
y_k	3.10	3.12	3.21	3.25	3.32

Figure 2.31 Table of Question 20.

21 Find the least squares fit to the linear function $y = mx + c$ for the experimental data given in Figure 2.32.



k	1	2	3	4	5
x_k	55	60	65	70	75
y_k	107	109	114	118	123

Figure 2.32 Table of Question 21.

22 On the graph of the line $y = x$, draw the lines $y = 0$, $x = a$ and $x = b$. Show that the area enclosed by these four lines is $\frac{1}{2}(b^2 - a^2)$ (assume $b > a$).

Deduce that this area is the average value of $y = x$ on the interval $[a, b]$ multiplied by the size of that interval.

23 The velocity of an object falling under gravity is $v(t) = gt$ where t is the lapsed time from its release from rest and g is the acceleration due to gravity. Draw a graph of $v(t)$ to show that its average velocity over that time period is $\frac{1}{2}gt$ and deduce that the distance travelled is $\frac{1}{2}gt^2$.

2.3.4 The quadratic function

The general quadratic function has the form

$$f(x) = ax^2 + bx + c$$

where a , b and c are constants and $a \neq 0$. By ‘completing the square’ we can show that (see Example 1.15)

$$f(x) = a \left[\left(x + \frac{b}{2a} \right)^2 + \frac{4ac - b^2}{4a^2} \right] \quad (2.10)$$

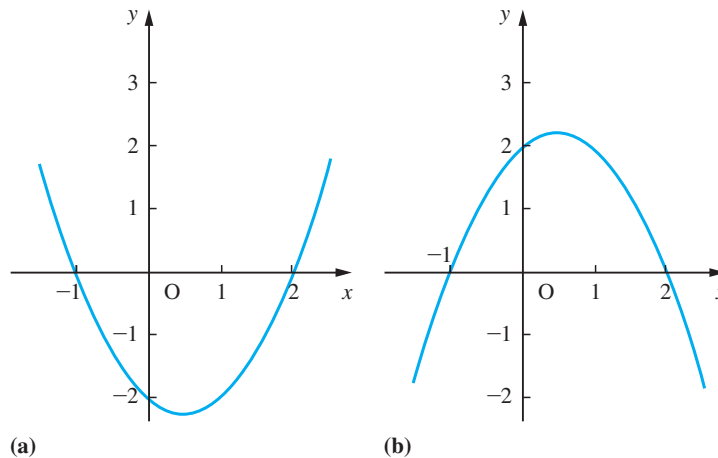
which implies that the graph of $f(x)$ is either a ‘cup’ ($a > 0$) or a ‘cap’ ($a < 0$), as shown in Figure 2.33, and is a parabola.

We can see that, because the quadratic function has three constants, to determine a specific quadratic function requires three data points. The formula for the quadratic function $f(x)$ taking the values f_0, f_1, f_2 at the values x_0, x_1, x_2 , of the independent variable x , may be written in Lagrange’s form:

$$f(x) = \frac{(x - x_1)(x - x_2)}{(x_0 - x_1)(x_0 - x_2)} f_0 + \frac{(x - x_0)(x - x_2)}{(x_1 - x_0)(x_1 - x_2)} f_1 + \frac{(x - x_0)(x - x_1)}{(x_2 - x_0)(x_2 - x_1)} f_2 \quad (2.11)$$

The right-hand side of this formula is clearly a quadratic function. The reader should spend a few minutes verifying that inserting the values $x = x_0, x_1$ and x_2 yields $f(x_0) = f_0$, $f(x_1) = f_1$ and $f(x_2) = f_2$.

Figure 2.33
(a) $a > 0$; (b) $a < 0$.



Example 2.18

Find the formula of the quadratic function which satisfies the data points $(1, 2)$, $(2, 4)$ and $(3, 8)$.

Solution Choose $x_0 = 1, x_1 = 2$ and $x_2 = 3$ so that $f_0 = 2, f_1 = 4$ and $f_2 = 8$. Then using Lagrange’s formula (2.10) we have

$$\begin{aligned}
 f(x) &= \frac{(x-2)(x-3)}{(1-2)(1-3)}(2) + \frac{(x-1)(x-3)}{(2-1)(2-3)}(4) + \frac{(x-1)(x-2)}{(3-1)(3-2)}(8) \\
 &= (x-2)(x-3) - 4(x-1)(x-3) + 4(x-1)(x-2) = x^2 - x + 2
 \end{aligned}$$

Lagrange's formula is not always the best way to obtain the formula of a quadratic function. Sometimes we wish to obtain the formula as an expansion about a specific point, as illustrated in Example 2.19.

Example 2.19

Find the quadratic function in the form

$$f(x) = A(x-2)^2 + B(x-2) + C$$

which satisfies $f(1) = 2$, $f(2) = 4$, $f(3) = 8$.

Solution

Setting $x = 1, 2$ and 3 in the formula for $f(x)$ we obtain

$$f(1): A - B + C = 2$$

$$f(2): \quad \quad C = 4$$

$$f(3): A + B + C = 8$$

from which we quickly find $A = 1$, $B = 3$ and $C = 4$. Thus

$$f(x) = (x-2)^2 + 3(x-2) + 4$$

The way we express the quadratic function depends on the problem context. The form $f(x) = ax^2 + bx + c$ is convenient for values of x near $x = 0$, while the form $f(x) = A(x-x_0)^2 + B(x-x_0) + C$ is convenient for values of x near $x = x_0$. (The second form here is sometimes called the **Taylor expansion** of $f(x)$ about $x = x_0$.) This is discussed later for the general function (see Section 9.4), where we make use of differential calculus to obtain the expansion.

Since we can write $f(x)$ in the form (2.10), we see that when $b^2 > 4ac$ we can factorize $f(x)$ into the product of two linear factors and $f(x)$ has two zeros given as in (1.8) by

$$x = \frac{-b \pm \sqrt{b^2 - 4ac}}{2a}$$

When $b^2 < 4ac$, $f(x)$ cannot be factorized and does not have a zero. In this case it is called an **irreducible quadratic function**.

Example 2.20

Complete the squares of the following quadratics and specify which are irreducible.

$$(a) y = x^2 + x + 1 \quad (b) y = 3x^2 - 2x - 1$$

$$(c) y = 4 + 3x - x^2 \quad (d) y = 2x - 1 - 2x^2$$

Solution (a) In this case, $a = b = c = 1$ so that $b^2 - 4ac = -3 < 0$ and we deduce that the quadratic is irreducible. Alternatively, using the method of completing the square we have

$$y = x^2 + x + 1 = (x + \frac{1}{2})^2 + \frac{3}{4} = (x + \frac{1}{2})^2 + (\frac{\sqrt{3}}{2})^2$$

Since this is a sum of squares, like $A^2 + B^2$, it cannot, unlike a difference of squares, $A^2 - B^2 = (A - B)(A + B)$, be factorized. Thus this is an irreducible quadratic function.

(b) Here $a = 3$, $b = -2$ and $c = -1$, so that $b^2 - 4ac = 16 > 0$ and we deduce that this is not an irreducible quadratic. Alternatively, completing the square we have

$$\begin{aligned} y &= 3x^2 - 2x - 1 = 3(x^2 - \frac{2}{3}x - \frac{1}{3}) \\ &= 3[(x - \frac{1}{3})^2 - \frac{4}{9}] = 3[(x - \frac{1}{3}) - \frac{2}{3}][(x - \frac{1}{3}) + \frac{2}{3}] \\ &= 3[x - 1][x + \frac{1}{3}] = (x - 1)(3x + 1) \end{aligned}$$

Thus this is not an irreducible quadratic function.

(c) Here $a = -1$, $b = 3$ and $c = 4$, so that $b^2 - 4ac = 25 > 0$ and we deduce that the quadratic is irreducible. Alternatively, completing the square we have

$$\begin{aligned} y &= 4 + 3x - x^2 = 4 + \frac{9}{4} - (x - \frac{3}{2})^2 \\ &= \frac{25}{4} - (x - \frac{3}{2})^2 = [\frac{5}{2} - (x - \frac{3}{2})][\frac{5}{2} + (x - \frac{3}{2})] \\ &= (4 - x)(1 + x) \end{aligned}$$

Thus y is a product of two linear factors and $4 + 3x - x^2$ is not an irreducible quadratic function.

(d) Here $a = -2$, $b = 2$ and $c = -1$, so that $b^2 - 4ac = -4 < 0$ and we deduce that the quadratic is irreducible. Alternatively we may complete the square

$$\begin{aligned} y &= 2x - 1 - 2x^2 = -1 - 2(x^2 - x) \\ &= -1 + \frac{1}{2} - 2(x - \frac{1}{2})^2 = -\frac{1}{2} - 2(x - \frac{1}{2})^2 \\ &= -2[\frac{1}{4} + (x - \frac{1}{2})^2] \end{aligned}$$

Since the term inside the square brackets is the sum of squares, we have an irreducible quadratic function.

The quadratic function

$$f(x) = ax^2 + bx + c$$

has a maximum when $a < 0$ and a minimum when $a > 0$, as illustrated earlier in Figure 2.33. The position and value of that extremal point (that is, of the maximum or the minimum) can be obtained from the completed square form (2.10) of $f(x)$. These occur where

$$x + \frac{b}{2a} = 0$$

Thus, when $a > 0$, $f(x)$ has a minimum value $(4ac - b^2)/(4a)$ where $x = -b/(2a)$. When $a < 0$, $f(x)$ has a maximum value $(4ac - b^2)/(4a)$ at $x = -b/(2a)$.

This result is important in engineering contexts when we are trying to optimize costs or profits or to produce an optimal design (see Section 2.10).

Example 2.21

Find the extremal values of the functions

(a) $y = x^2 + x + 1$ (b) $y = 3x^2 - 2x - 1$

(c) $y = 4 + 3x - x^2$ (d) $y = 2x - 1 - 2x^2$

Solution

This uses the completed squares of Example 2.20.

(a) $y = x^2 + x + 1 = (x + \frac{1}{2})^2 + \frac{3}{4}$

Clearly the smallest value y can take is $\frac{3}{4}$ and this occurs when $x + \frac{1}{2} = 0$; that is, when $x = -\frac{1}{2}$.

(b) $y = 3x^2 - 2x - 1 = 3(x - \frac{1}{3})^2 - \frac{4}{3}$

Clearly the smallest value of y occurs when $x = \frac{1}{3}$ and is equal to $-\frac{4}{3}$.

(c) $y = 4 + 3x - x^2 = \frac{25}{4} - (x - \frac{3}{2})^2$

Clearly the largest value y can take is $\frac{25}{4}$ and this occurs when $x = \frac{3}{2}$.

(d) $y = 2x - 1 - 2x^2 = -\frac{1}{2} - 2(x - \frac{1}{2})^2$

Thus the maximum value of y equals $-\frac{1}{2}$ and occurs where $x = \frac{1}{2}$.

Confirm that these results conform with the theory above.

2.3.5 Exercises

- 24**
- Find the formulae of the quadratic functions
- $f(x)$
- such that



(a) $f(1) = 3, f(2) = 7$ and $f(4) = 19$

(b) $f(-1) = 1, f(1) = -1$ and $f(4) = 2$

- 25**
- Find the numbers
- A, B
- and
- C
- such that

$$f(x) = x^2 - 8x + 10 \\ = A(x - 2)^2 + B(x - 2) + C$$

- 26**
- Determine which of the following quadratic functions are irreducible.

(a) $f(x) = x^2 + 2x + 3$ (b) $f(x) = 4x^2 - 12x + 9$

(c) $f(x) = 6 - 4x - 3x^2$ (d) $f(x) = 3x - 1 - 5x^2$

- 27**
- Find the maximum or minimum values of the quadratic functions given in Question 26.

- 28**
- For what values of
- x
- are the values of the quadratic functions below greater than zero?

(a) $f(x) = x^2 - 6x + 8$ (b) $f(x) = 15 + x - 2x^2$

- 29**
- A car travelling at
- u
- mph has to make an emergency stop. There is an initial reaction time
- T_1
- before the driver applies a constant braking deceleration of
- a
- mph
- ²
- . After a further time
- T_2
- the car comes to rest. Show that
- $T_2 = u/a$
- and that the average speed during the braking period is
- $u/2$
- . Hence show that the total stopping distance
- D
- may be expressed in the form

$$D = Au + Bu^2$$

where A and B depend on T_1 and a .

The stopping distances for a car travelling at 20 mph and 40 mph are 40 feet and 120 feet respectively. Estimate the stopping distance for a car travelling at 70 mph.

A driver sees a hazard 150 feet ahead. What is the maximum possible speed of the car at that moment if a collision is to be avoided?

2.4 Polynomial functions

A **polynomial function** has the general form

$$f(x) = a_n x^n + a_{n-1} x^{n-1} + \dots + a_1 x + a_0, \quad x \text{ in } \mathbb{R} \quad (2.12)$$

where n is a positive integer and a_r is a real number called the coefficient of x^r , $r = 0, 1, \dots, n$. The index n of the highest power of x occurring is called the **degree of the polynomial**. For $n = 1$ we obtain the linear function

$$f(x) = a_1 x + a_0$$

and for $n = 2$ the quadratic function

$$f(x) = a_2 x^2 + a_1 x + a_0$$

and so on.

We obtained Lagrange's formulae for linear and for quadratic functions earlier (see Sections 2.3.1 and 2.3.4). The basic idea of the formulae can be used to obtain a formula for a polynomial of degree n which is such that $f(x_0) = f_0, f(x_1) = f_1, f(x_2) = f_2, \dots, f(x_n) = f_n$. Notice that we need $(n + 1)$ values to determine a polynomial of degree n . We can write Lagrange's formula in the form.

$$f(x) = L_0(x)f_0 + L_1(x)f_1 + L_2(x)f_2 + \dots + L_n(x)f_n$$

where $L_0(x), L_1(x), \dots, L_n(x)$ are polynomials of degree n such that

$$L_k(x_j) = 0, \quad x_j \neq x_k \text{ (or } j \neq k)$$

$$L_k(x_k) = 1$$

This implies that L_k has the form

$$L_k(x) = \frac{(x - x_0)(x - x_1)(x - x_2) \dots (x - x_{k-1})(x - x_{k+1}) \dots (x - x_n)}{(x_k - x_0)(x_k - x_1)(x_k - x_2) \dots (x_k - x_{k-1})(x_k - x_{k+1}) \dots (x_k - x_n)}$$

(It is easy to verify that L_k has degree n and that $L_k(x_j) = 0, j \neq k$, and $L_k(x_k) = 1$.)

Example 2.22

Find the cubic function such that $f(-3) = 528, f(0) = 1017, f(2) = 1433$ and $f(5) = 2312$.

Solution

Notice that we need four data points to determine a cubic function. We can write

$$f(x) = L_0(x)f_0 + L_1(x)f_1 + L_2(x)f_2 + L_3(x)f_3$$

where $x_0 = -3, f_0 = 528, x_1 = 0, f_1 = 1017, x_2 = 2, f_2 = 1433, x_3 = 5$ and $f_3 = 2312$. Thus

$$L_0(x) = \frac{(x - 0)(x - 2)(x - 5)}{(-3 - 0)(-3 - 2)(-3 - 5)} = -\frac{1}{120}(x^3 - 7x^2 + 10x)$$

$$L_1(x) = \frac{(x + 3)(x - 2)(x - 5)}{(0 + 3)(0 - 2)(0 - 5)} = \frac{1}{30}(x^3 - 4x^2 - 11x + 30)$$

$$L_2(x) = \frac{(x+3)(x-0)(x-5)}{(2+3)(2-0)(2-5)} = -\frac{1}{30}(x^3 - 2x^2 - 15x)$$

$$L_3(x) = \frac{(x+3)(x-0)(x-2)}{(5+3)(5-0)(5-2)} = \frac{1}{120}(x^3 + x^2 - 6x)$$

Notice that each of the L_k 's is a cubic function, so that their sum will be a cubic function

$$\begin{aligned} f(x) &= -\frac{1}{120}(x^3 - 7x^2 + 10x)(528) + \frac{1}{30}(x^3 - 4x^2 - 11x + 30)(1017) \\ &\quad -\frac{1}{30}(x^3 - 2x^2 - 15x)(1433) + \frac{1}{120}(x^3 + x^2 - 6x)(2312) \\ &= x^3 + 10x^2 + 184x + 1017 \end{aligned}$$

2.4.1 Basic properties

Polynomials have two important mathematical properties.

Property (i)

If two polynomials are equal for all values of the independent variable then corresponding coefficients of the powers of the variable are equal. Thus if

$$f(x) = a_n x^n + a_{n-1} x^{n-1} + \dots + a_1 x + a_0$$

$$g(x) = b_n x^n + b_{n-1} x^{n-1} + \dots + b_1 x + b_0$$

and

$$f(x) = g(x) \quad \text{for all } x$$

then

$$a_i = b_i \quad \text{for } i = 0, 1, 2, \dots, n$$

This property forms the basis of a technique called **equating coefficients**, which will be used later in determining partial fractions (see Section 2.5).

Property (ii)

Any polynomial with real coefficients can be expressed as a product of linear and irreducible quadratic factors.

Example 2.23

Find the values of A , B and C that ensure that

$$x^2 + 1 = A(x - 1) + B(x + 2) + C(x^2 + 2)$$

for all values of x .

Solution

Multiplying out the right-hand side, we have

$$x^2 + 0x + 1 = Cx^2 + (A + B)x + (-A + 2B + 2C)$$

Using Property (i), we compare, or equate, the coefficients of x^2 , x and x^0 in turn to give

$$C = 1$$

$$A + B = 0$$

$$-A + 2B + 2C = 1$$

which we then solve to give

$$A = \frac{1}{3}, \quad B = -\frac{1}{3}, \quad C = 1$$

Checking, we have

$$\frac{1}{3}(x-1) - \frac{1}{3}(x+2) + (x^2+2) = \frac{1}{3}x - \frac{1}{3} - \frac{1}{3}x - \frac{2}{3} + x^2 + 2 = x^2 + 1$$

2.4.2 Factorization

Although Property (ii) was known earlier, the first rigorous proof was published by Gauss in 1799. The result is an ‘existence theorem’. It tells us that polynomials can be factored but does not indicate how to find the factors!

Example 2.24

Factorize the polynomials

(a) $x^3 - 3x^2 + 6x - 4$ (b) $x^4 - 16$ (c) $x^4 + 16$

Solution (a) The function $f(x) = x^3 - 3x^2 + 6x - 4$ clearly has the value zero at $x = 1$. Thus $x - 1$ must be a factor of $f(x)$. We can now divide $x^3 - 3x^2 + 6x - 4$ by $x - 1$ using algebraic division, a process akin to long division of numbers. The process may be set out as follows.

Step 1

$$x - 1(x^3 - 3x^2 + 6x - 4)$$

In order to produce the term x^3 , $x - 1$ must be multiplied by x^2 . Do this and subtract the result from $x^3 - 3x^2 + 6x - 4$.

$$x - 1(x^3 - 3x^2 + 6x - 4)x^2$$

$$\begin{array}{r} x^3 - x^2 \\ -2x^2 + 6x - 4 \end{array}$$

Step 2

Now repeat the process on the polynomial $-2x^2 + 6x - 4$. In this case, in order to eliminate the term $-2x^2$, we must multiply $x - 1$ by $-2x$.

$$x - 1(x^3 - 3x^2 + 6x - 4)x^2 - 2x$$

$$\begin{array}{r} x^3 - x^2 \\ -2x^2 + 6x - 4 \\ -2x^2 + 2x \\ \hline 4x - 4 \end{array}$$

Step 3

Finally we must multiply $x - 1$ by 4 to eliminate $4x - 4$ as follows:

$$\begin{array}{r} x - 1(x^3 - 3x^2 + 6x - 4)x^2 - 2x + 4 \\ \underline{x^3 - x^2} \\ -2x^2 + 6x - 4 \\ \underline{-2x^2 + 2x} \\ 4x - 4 \\ \underline{4x - 4} \end{array}$$

Thus

$$f(x) = (x - 1)(x^2 - 2x + 4)$$

The quadratic factor $x^2 - 2x + 4$ is an **irreducible factor**, as is shown by ‘completing the square’:

$$x^2 - 2x + 4 = (x - 1)^2 + 3$$

(b) The functions $f_1(x) = x^4$ and $f_2(x) = x^4 - 16$ have similar graphs, as shown in Figures 2.34(a) and (b). It is clear from these graphs that $f_2(x)$ has zeros at two values of x , where $x^4 = 16$; that is, at $x^2 = 4$ ($x^2 = -4$ is not allowed for real x). Thus the zeros of f_2 are at $x = 2$ and $x = -2$, and we can write

$$\begin{aligned} f_2(x) &= x^4 - 16 = (x^2 - 4)(x^2 + 4) \\ &= (x - 2)(x + 2)(x^2 + 4) \end{aligned}$$

(c) The functions $f_1(x) = x^4$ and $f_3(x) = x^4 + 16$ have similar graphs, as shown in Figures 2.34(a) and (c). It is clear from these graphs that $f_3(x)$ does not have any real zeros, so we expect it to be factored into two quadratic terms. We can write

$$x^4 + 16 = (x^2 + 4)^2 - 8x^2$$

which is a difference of squares and may be factored.

$$(x^2 + 4)^2 - 8x^2 = (x^2 + 4)^2 - (x\sqrt{8})^2 = [(x^2 + 4) - x\sqrt{8}][(x^2 + 4) + x\sqrt{8}]$$

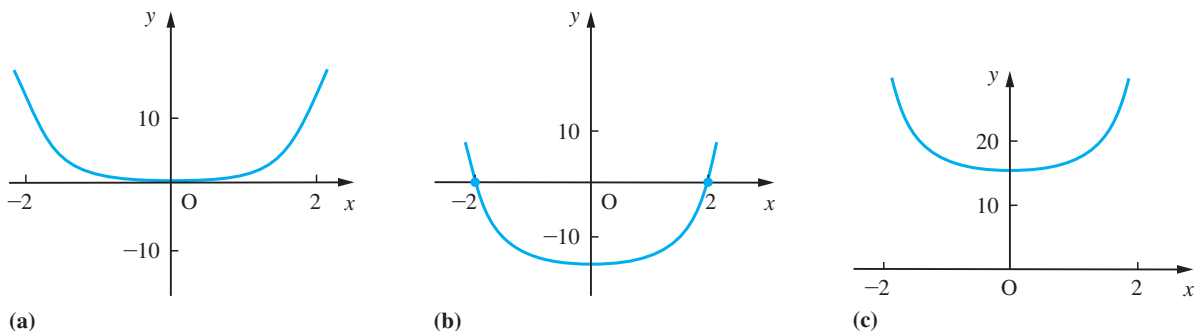


Figure 2.34 Graphs of (a) $y = f_1(x) = x^4$, (b) $y = f_2(x) = x^4 - 16$ and (c) $y = f_3(x) = x^4 + 16$.

Thus we obtain

$$f_3(x) = x^4 + 16 = (x^2 - 2x\sqrt{2} + 4)(x^2 + 2x\sqrt{2} + 4)$$

Since $x^2 \pm 2x\sqrt{2} + 4 = (x \pm \sqrt{2})^2 + 2$, we deduce that these are irreducible quadratics.

2.4.3 Nested multiplication and synthetic division

In Example 2.24(a) we found the image value of the polynomial at $x = 1$ by direct substitution. In general, however, the most efficient way to evaluate the image values of a polynomial function is to use **nested multiplication**. Consider the cubic function

$$f(x) = 4x^3 - 5x^2 + 2x + 3$$

This may be written as

$$f(x) = [(4x - 5)x + 2]x + 3$$

We evaluate this by evaluating each bracketed expression in turn, working from the innermost. Thus to find $f(6)$, the following steps are taken:

- (1) Multiply 4 by x and subtract 5; in this case $4 \times 6 - 5 = 19$.
- (2) Multiply the result of step 1 by x and add 2; in this case $19 \times 6 + 2 = 116$.
- (3) Multiply the result of step 2 by x and add 3; in this case $116 \times 6 + 3 = 699$.

Thus $f(6) = 699$.

On a computer this is performed by means of a simple recurrence relation. To evaluate

$$f(x) = a_n x^n + a_{n-1} x^{n-1} + \dots + a_0$$

at $x = t$, we use the formulae

$$\begin{aligned} b_{n-1} &= a_n \\ b_{n-2} &= t b_{n-1} + a_{n-1} \\ b_{n-3} &= t b_{n-2} + a_{n-2} \\ &\vdots \\ b_1 &= t b_2 + a_2 \\ b_0 &= t b_1 + a_1 \\ f(t) &= t b_0 + a_0 \end{aligned}$$

which may be summarized as

$$\left. \begin{aligned} b_{n-1} &= a_n \\ b_{n-k} &= t b_{n-k+1} + a_{n-k+1} \quad (k = 2, 3, \dots, n) \\ f(t) &= t b_0 + a_0 \end{aligned} \right\} \quad (2.13)$$

(The reason for storing the intermediate values b_k will become obvious below.)

Having evaluated $f(x)$ at $x = t$, it follows that for a given t

$$f(x) - f(t) = 0$$

at $x = t$; that is, $f(x) - f(t)$ has a factor $x - t$. Thus we can write

$$f(x) - f(t) = (x - t)(c_{n-1}x^{n-1} + c_{n-2}x^{n-2} + \dots + c_1x + c_0)$$

Multiplying out the right-hand side, we have

$$f(x) - f(t) = c_{n-1}x^n + (c_{n-2} - tc_{n-1})x^{n-1} + (c_{n-3} - tc_{n-2})x^{n-2} + \dots + (c_0 - tc_1)x + (-tc_0)$$

so that we may write

$$f(x) = c_{n-1}x^n + (c_{n-2} - tc_{n-1})x^{n-1} + (c_{n-3} - tc_{n-2})x^{n-2} + \dots + (c_0 - tc_1)x + f(t) - tc_0$$

But

$$f(x) = a_nx^n + a_{n-1}x^{n-1} + a_{n-2}x^{n-2} + \dots + a_1x + a_0$$

So, using Property (i) of Section 2.4.1 and comparing coefficients of like powers of x , we have

$$\begin{aligned} c_{n-1} &= a_n \\ c_{n-2} - tc_{n-1} &= a_{n-1} \quad \text{implying} \quad c_{n-2} = tc_{n-1} + a_{n-1} \\ c_{n-3} - tc_{n-2} &= a_{n-2} \quad \text{implying} \quad c_{n-3} = tc_{n-2} + a_{n-2} \\ &\vdots \qquad \qquad \qquad \vdots \qquad \qquad \qquad \vdots \\ c_0 - tc_1 &= a_1 \quad \text{implying} \quad c_0 = tc_1 + a_1 \\ f(t) - tc_0 &= a_0 \quad \text{implying} \quad f(t) = tc_0 + a_0 \end{aligned}$$

Thus c_k satisfies exactly the same formula as b_k , so that the intermediate numbers generated by the method are the coefficients of the quotient polynomial. We can then write

$$f(x) = (b_{n-1}x^{n-1} + b_{n-2}x^{n-2} + \dots + b_1x + b_0)(x - t) + f(t) \quad (2.14)$$

or

$$\frac{f(x)}{x - t} = b_{n-1}x^{n-1} + b_{n-2}x^{n-2} + \dots + b_1x + b_0 + \frac{f(t)}{x - t}$$

Result (2.14) tells us that if the polynomial $f(x)$ given in (2.12) is divided by $x - t$ then this results in a quotient polynomial $q(x)$ given by

$$q(x) = b_{n-1}x^{n-1} + \dots + b_0$$

and a remainder $r = f(t)$ that is independent of x . Because of this property, the method of nested multiplication is sometimes called **synthetic division**.

The coefficients b_i , $i = 0, \dots, n - 1$, of the quotient polynomial and remainder term $f(t)$ may be determined using the formulae (2.13). The process may be carried out in the following tabular form:

$$\begin{array}{ccccccc} & a_n & a_{n-1} & a_{n-2} & \dots & a_2 & a_1 & a_0 \\ \times t & & tb_{n-1} & tb_{n-2} & \dots & tb_2 & tb_1 & tb_0 \\ \hline & b_{n-1} & b_{n-2} & b_{n-3} & \dots & b_1 & b_0 & r \end{array}$$

After the number below the line is calculated as the sum of the two numbers immediately above it, it is multiplied by t and placed in the next space above the line as indicated by the arrows. This procedure is repeated until all the terms are calculated.

The method of synthetic division could have been used as an alternative to algebraic division in Example 2.24.

Example 2.25

Show that $f(x) = x^3 - 3x^2 + 6x - 4$ is zero at $x = 1$, and hence factorize $f(x)$.

Solution

Using the nested multiplication procedure to divide $x^3 - 3x^2 + 6x - 4$ by $x - 1$ gives the tabular form

$$\begin{array}{cccc}
 & a_3 & a_2 & a_1 & a_0 \\
 & 1 & -3 & 6 & -4 \\
 \times 1 & 0 & 1 & -2 & 4 \\
 \hline
 & 1 & -2 & 4 & 0 \\
 & b_2 & b_1 & b_0 & f(1)
 \end{array}$$

Since the remainder $f(1)$ is zero, it follows that $f(x)$ is zero at $x = 1$. Thus

$$f(x) = (x^2 - 2x + 4)(x - 1)$$

and we have extracted the factor $x - 1$. We may then examine the quadratic factor $x^2 - 2x + 4$ as we did in Example 2.24(a) and show that it is an irreducible quadratic factor.

Sometimes in problem solving we need to rearrange the formula for the polynomial function as an expansion about a point, $x = a$, other than $x = 0$. That is, we need to find the numbers A_0, A_1, \dots, A_n such that

$$\begin{aligned}
 f(x) &= a_n x^n + a_{n-1} x^{n-1} + \dots + a_1 x + a_0 \\
 &= A_n (x - a)^n + A_{n-1} (x - a)^{n-1} + \dots + A_1 (x - a) + A_0
 \end{aligned}$$

This is termed the Taylor expansion of $f(x)$ about $x = a$.

This transformation can be achieved using the technique illustrated for the quadratic function in Example 2.19 which depends on the identity property of polynomials. It can be achieved more easily using **repeated synthetic division**, as is shown in Example 2.26.

Example 2.26

Obtain the expansion about $x = 2$ of the function $y = x^3 - 3x^2 + 6x - 4$.

Solution

Using the numerical scheme as set out in Example 2.25 we have

$$\begin{array}{cccc}
 & 1 & -3 & 6 & -4 \\
 \times 2 & 0 & 2 & -2 & 8 \\
 \hline
 & 1 & -1 & 4 & 4
 \end{array}$$

so that

$$x^3 - 3x^2 + 6x - 4 = (x - 2)(x^2 - x + 4) + 4$$

Now repeating the process with $y = x^2 - x + 4$, we have

$$\begin{array}{r} 1 \quad -1 \quad 4 \\ \times 2 \quad 0 \quad 2 \quad 2 \\ \hline 1 \quad 1 \quad 6 \end{array}$$

so that

$$x^2 - x + 4 = (x - 2)(x + 1) + 6$$

and

$$x^3 - 3x^2 + 6x - 4 = (x - 2)[(x - 2)(x + 1) + 6] + 4$$

Lastly,

$$x + 1 = (x - 2) + 3$$

so that

$$\begin{aligned} y &= (x - 2)[(x - 2)^2 + 3(x - 2) + 6] + 4 \\ &= (x - 2)^3 + 3(x - 2)^2 + 6(x - 2) + 4 \end{aligned}$$

For hand computation the whole process can be set out as a single table:

$$\begin{array}{r} 1 \quad -3 \quad 6 \quad -4 \\ \times 2 \quad 0 \quad 2 \quad -2 \quad 8 \\ \hline 1 \quad -1 \quad 4 \quad :4 \\ \times 2 \quad 0 \quad 2 \quad 2 \\ \hline 1 \quad 1 \quad :6 \\ \times 2 \quad 0 \quad 2 \\ \hline 1 \quad :3 \end{array}$$

Here, then, 1, 3, 6 and 4 provide the coefficients of $(x - 2)^3$, $(x - 2)^2$, $(x - 2)^1$ and $(x - 2)^0$ in the Taylor expansion.

2.4.4 Roots of polynomial equations

Polynomial equations occur frequently in engineering applications, from the identification of resonant frequencies when concerned with rotating machinery to the stability analysis of circuits. It is often useful to see the connections between the roots of a polynomial equation and its coefficients.

Example 2.27

Show that any real roots of the equation

$$x^3 - 3x^2 + 6x - 4 = 0$$

lie between $x = 0$ and $x = 2$.

Solution From Example 2.26 we know that

$$x^3 - 3x^2 + 6x - 4 \equiv (x - 2)^3 + 3(x - 2)^2 + 6(x - 2) + 4$$

Now if $x > 2$, $(x - 2)^3$, $(x - 2)^2$ and $(x - 2)$ are all positive numbers, so that for $x > 2$

$$(x - 2)^3 + 3(x - 2)^2 + 6(x - 2) + 4 > 0$$

Thus $x^3 - 3x^2 + 6x - 4 = 0$ does not have a root that is greater than $x = 2$.

Similarly for $x < 0$, x^3 and x are both negative and $x^3 - 3x^2 + 6x - 4 < 0$ for $x < 0$. Thus $x^3 - 3x^2 + 6x - 4 = 0$ does not have a root that is less than $x = 0$. Hence all the real roots of

$$x^3 - 3x^2 + 6x - 4 = 0$$

lie between $x = 0$ and $x = 2$.

We can generalize the results of Example 2.27. Defining

$$f(x) = \sum_{k=0}^n A_k(x - a)^k$$

then the polynomial equation $f(x) = 0$ has no roots greater than $x = a$ if all of the A_k 's have the same sign and has no roots less than $x = a$ if the A_k 's alternate in sign.

The roots of a polynomial equation are related to its coefficients in more direct ways. Consider, for the moment, the quadratic equation with roots α and β . Then we can write the equation as

$$(x - \alpha)(x - \beta) = 0$$

which is equivalent to

$$x^2 - (\alpha + \beta)x + \alpha\beta = 0$$

Comparing this to the standard quadratic equation we have

$$a(x^2 - (\alpha + \beta)x + \alpha\beta) \equiv ax^2 + bx + c$$

Thus $-a(\alpha + \beta) = b$ and $a\alpha\beta = c$ so that

$$\alpha + \beta = -b/a \quad \text{and} \quad \alpha\beta = c/a$$

This gives us direct links between the sum of the roots of a quadratic equation and its coefficients and between the product of the roots and the coefficients. Similarly, we can show that if α , β and γ are the roots of the cubic equation

$$ax^3 + bx^2 + cx + d = 0$$

then

$$\alpha + \beta + \gamma = -b/a, \quad \alpha\beta + \beta\gamma + \gamma\alpha = c/a, \quad \alpha\beta\gamma = -d/a$$

In general, for the polynomial equation

$$a_n x^n + a_{n-1} x^{n-1} + a_{n-2} x^{n-2} + \dots + a_1 x + a_0 = 0$$

the sum of the products of the roots, k at a time, is $(-1)^k a_{n-k}/a_n$.

Example 2.28

Show that the roots α, β of the quadratic equation

$$ax^2 + bx + c = 0$$

may be written in the form

$$\frac{-b - \sqrt{(b^2 - 4ac)}}{2a} \quad \text{and} \quad \frac{2c}{-b - \sqrt{(b^2 - 4ac)}}$$

Obtain the roots of the equation

$$1.0x^2 + 17.8x + 1.5 = 0$$

Assuming the numbers given are correctly rounded, calculate error bounds for the roots.

Solution

Using the formula for the roots of a quadratic equation we can select one root, α say, so that

$$\alpha = \frac{-b - \sqrt{(b^2 - 4ac)}}{2a}$$

Then, since $\alpha\beta = c/a$, we have

$$\beta = \frac{c}{a\alpha} = \frac{2c}{-b - \sqrt{(b^2 - 4ac)}}$$

Now consider the equation

$$1.0x^2 + 17.8x + 1.5 = 0$$

whose coefficients are correctly rounded numbers. Using the quadratic formula we obtain the roots

$$\alpha \approx -17.71532756$$

and

$$\beta \approx -0.08467244$$

Using the results of Section 1.5.2 we can estimate error bounds for these answers as shown in Figure 2.35. From that table we can see that using the form

$$\frac{-b - \sqrt{(b^2 - 4ac)}}{2a}$$

to estimate α we have an error bound of 0.943, while using

$$\frac{-b + \sqrt{(b^2 - 4ac)}}{2a}$$

Figure 2.35
Estimating error
bounds for roots.

<i>Label</i>	<i>Value</i>	<i>Absolute error bound</i>	<i>Relative error bound</i>
a	1.0	0.05	0.05
b	17.8	0.05	0.0028
c	1.5	0.05	0.0333
b^2	316.84	1.77	0.0056
$4ac$	6.00	0.50	0.0833
$b^2 - 4ac$	310.84	2.27	0.0073
$d = \sqrt{(b^2 - 4ac)}$	17.630 66	0.065	0.0037
$-b - d$	-35.430 66	0.115	0.0032
$(-b - d)/(2a)$	-17.715 33	0.943	0.0532
$-b + d$	-0.169 34	0.115	0.6791
$(-b + d)/(2a)$	-0.084 67	0.062	0.7291
$2c/(-b - d)$	-0.084 67	0.003	0.0365

to estimate β we have an error bound of 0.062. As this latter estimate of error is almost as big as the root itself we might be inclined to regard the answer as valueless. But calculating the error bound using the form

$$\beta = \frac{2c}{-b - \sqrt{(b^2 - 4ac)}}$$

gives an estimate of 0.003. Thus we can write

$$\alpha = -17.7 \pm 5\% \quad \text{and} \quad \beta = -0.085 \pm 4\%$$

The reason for the discrepancy between the two error estimates for β lies in the fact that in the traditional form of the formula we are subtracting two nearly equal numbers, and consequently the error bounds dominate.

Example 2.29

The equation $3x^3 - x^2 - 3x + 1 = 0$ has a root at $x = 1$. Obtain the other two roots.

Solution If α , β and γ are the roots of the equation then

$$\alpha + \beta + \gamma = \frac{1}{3}$$

$$\alpha\beta + \beta\gamma + \gamma\alpha = -\frac{3}{3}$$

$$\alpha\beta\gamma = -\frac{1}{3}$$

Setting $\alpha = 1$ simplifies these to

$$\beta + \gamma = -\frac{2}{3}$$

$$\beta + \gamma + \beta\gamma = -1$$

$$\beta\gamma = -\frac{1}{3}$$

Hence $\gamma = -1/(3\beta)$ and $3\beta^2 + 2\beta - 1 = 0$. Factorizing this equation gives

$$(3\beta - 1)(\beta + 1) = 0$$

from which we obtain the solution $x = -1$ and $x = \frac{1}{3}$.

The numerical method most often used for evaluating the roots of a polynomial is the Newton–Raphson procedure. This will be described later (see Section 9.4.8).



In MATLAB a polynomial is represented by an array of its coefficients, with the highest coefficient listed first. For example, the polynomial function

$$f(x) = x^3 - 5x^2 - 17x + 21$$

is represented by

$$f = [1 \ -5 \ -17 \ 21]$$

The roots of the corresponding polynomial equation $f(x) = 0$ are obtained using the command `roots(f)`, so for the above example the command

$$r = \text{roots}(f)$$

returns the roots as

$$r = \begin{array}{c} 7.0000 \\ -3.0000 \\ 1.0000 \end{array}$$

which also indicate that the factors of $f(x)$ are $(x - 7)$, $(x + 3)$ and $(x - 1)$. It is noted that the output gives the roots r as a column array of numbers (and not a row array). If the roots are known and we wish to determine the corresponding polynomial $f(x)$, having unity as the coefficient of its highest power, then use is made of the command `poly(r)`. To use this command the roots r must be specified as a row array, so the commands

$$\begin{array}{l} r = [7 \ -3 \ 1] \\ f = \text{poly}(r) \end{array}$$

return the answer

$$f = 1 \quad -5 \quad -17 \quad 21$$

indicating that the polynomial is

$$f(x) = x^3 - 5x^2 - 17x + 21$$

To determine the polynomial of degree n that passes through $n + 1$ points we use the command `polyfit(x, y, n)`; which outputs the array of coefficients of a polynomial of order n that fits the pairs (x, y) . If the number of points (x, y) is greater than n then the command will give the best fit in the least squares sense. Check that the commands

$$\begin{array}{l} x = [-3 \ 0 \ 2 \ 5]; \ y = [528 \ 1017 \ 1433 \ 2312]; \\ f = \text{polyfit}(x, y, 3) \end{array}$$

reproduce the answer of Example 2.22 and that the commands

$$\begin{array}{l} x = [0 \ 1 \ 2 \ 3 \ 4]; \ y = [1 \ 1 \ 2 \ 2 \ 3]; \\ \text{polyfit}(x, y, 1) \end{array}$$

reproduce the answer to Example 2.17.

Graphs of polynomial functions may be plotted using the commands given earlier (see Section 2.2.1). The result of multiplying two polynomials $f(x)$ and $g(x)$ is obtained using the command `conv(f, g)`, where f and g are the array specification of $f(x)$ and $g(x)$ respectively. With reference to Example 2.25 confirm that the product $f(x) = (x^2 - 2x + 4)(x - 1)$ is obtained using the commands

```
f1 = [1 -2 4]; f2 = [1 -1];
f = conv(f1, f2)
```

The division of two polynomials $f(x)$ and $g(x)$ is obtained, by the process of deconvolution, using the command

```
[Q, R] = deconv(f, g)
```

which produces two outputs Q and R , with Q being the coefficients of the quotient polynomial and R the coefficients of the remainder polynomial. Again with reference to Example 2.25 check that $x^3 - 3x^2 + 6x - 4$ divided by $x - 1$ gives a quotient $x^2 - 2x + 4$ and a remainder of zero.

Using the Symbolic Math Toolbox, operations on polynomials may be undertaken in symbolic form. Some useful commands, for carrying out algebraic manipulations, are:

(a) *factor command*

If $f(x)$ is a polynomial function, expressed in symbolic form, with rational coefficients (see Section 1.2.1) then the commands

```
syms x
f = factor(f(x))
```

factorize $f(x)$ as the product of polynomials of lower degree with rational coefficients. For example, to factorize the cubic $f(x) = x^3 - 5x^2 - 17x + 21$ the commands

```
syms x
f = factor(x^3 - 5*x^2 - 17*x + 21)
```

return

```
f = (x - 1)*(x - 7)*(x + 3)
```

In cases of using hard-to-read output the `pretty` command proves useful.

Using the `factor` command, confirm the factorization of polynomials (a) and (b) in Example 2.24.

(b) *horner command*

This command transforms a polynomial $f(x)$ expressed in symbolic form into its nested (or Horner) representation. For example, the commands

```
syms x
f = horner(4*x^3 - 5*x^2 + 2*x + 3)
```



```
return
```

$$f = 3 + (2 + (-5 + 4*x)*x)*x$$

which confirms the nested representation at the outset of Section 2.4.3.

(c) *collect* command

This collects all the coefficients with the same power of x . For example, if

$$f(x) = 4x(x^2 + 2x + 1) - 5(x(x + 2) - x^3) + (x + 3)^3$$

then the commands

```
syms x
f = collect(4*x*(x^2 + 2*x + 1) - 5*(x*(x + 2) - x^3)
+ (x + 3)^3);
```

```
return
```

$$f = 10x^3 + 12x^2 + 21x + 27$$

The *collect* command may also be used to multiply two polynomials. With reference to Example 2.25 the product of the two polynomials $x^2 - 2x + 4$ and $x - 1$ is returned by the commands

```
syms x
f = collect((x - 1)*(x^2 - 2*x + 4));
```

as

$$f = x^3 - 3x^2 + 6x - 4$$

(d) *simplify* command

This is a powerful general purpose command that can be used with a wide range of functions. For example, if $f(x) = (9 - x^2)/(3 + x)$ then the commands

```
syms x
f = simplify((9 - x^2)/(3 + x))
```

```
return
```

$$f = -x + 3$$

(e) *expand* command

This is another general purpose command which can be used with a wide range of functions. It distributes products over sums and differences. For example, if $f(x) = a(x + y)$ then the commands

```
syms x a y
f = expand(a*(x + y));
pretty(f)
```

return

$$f = ax + ay$$

(f) *solve* command

If $f(x)$ is a symbolic expression in the variable x (the expression may also include parameters) then the command

$$s = \text{solve}(f)$$

seeks to solve the equation $f(x) = 0$, returning the solution in a column array. To solve an equation expressed in the form $f(x) = g(x)$ use is made of the command

$$s = \text{solve}('f(x) = g(x)')$$

For example, considering the general quadratic equation $ax^2 + bx + c = 0$ the commands

$$\begin{aligned} & \text{syms } x \ a \ b \ c \\ & s = \text{solve}(a*x^2 + b*x + c); \end{aligned}$$

return the well-known answers (see Example 1.21)

$$\begin{bmatrix} 1/2 & \frac{-b + (b^2 - 4ac)^{1/2}}{a} \\ 1/2 & \frac{-b - (b^2 - 4ac)^{1/2}}{a} \end{bmatrix}$$

2.4.5 Exercises



Check your answers using MATLAB whenever possible.

- 30** Factorize the following polynomial functions and sketch their graphs:
- $x^3 - 2x^2 - 11x + 12$
 - $x^3 + 2x^2 - 5x - 6$
 - $x^4 + x^2 - 2$
 - $2x^4 + 5x^3 - x^2 - 6x$
 - $2x^4 - 9x^3 + 14x^2 - 9x + 2$
 - $x^4 + 5x^2 - 36$
- 31** Find the coefficients A , B , C , D and E such that
- $$\begin{aligned} y &= 2x^4 - 9x^3 + 145x^2 - 9x + 2 \\ &= A(x-2)^4 + B(x-2)^3 + C(x-2)^2 \\ &\quad + D(x-2) + E \end{aligned}$$
- 32** Show that the zeros of
- $$y = x^4 - 5x^3 + 5x^2 - 10x + 6$$
- lie between $x = 0$ and $x = 5$.

- 33 Show that the roots α, β of the equation

$$x^2 + 4x + 1 = 0$$

satisfy the equations

$$\alpha^2 + \beta^2 = 14$$

$$\alpha^3 + \beta^3 = -52$$

Hence find the quadratic equations whose roots are

- (a) α^2 and β^2 (b) α^3 and β^3

- 34 Use Lagrange's formula to find the formula for the cubic function that passes through the points (5.2, 6.408), (5.5, 16.125), (5.6, 19.816) and (5.8, 27.912).

- 35 Find a formula for the quadratic function whose graph passes through the points (1, 403), (3, 471) and (7, 679).

- 36 (a) Show that if the equation $ax^3 + bx + c = 0$ has a repeated root α then $3a\alpha^2 + b = 0$.
 (b) A can is to be made in the form of a circular cylinder of radius r (in cm) and height h (in cm), as shown in Figure 2.36. Its capacity is to be 0.5l. Show that the surface area A (in cm^2) of the can is

$$A = 2\pi r^2 + \frac{1000}{r}$$

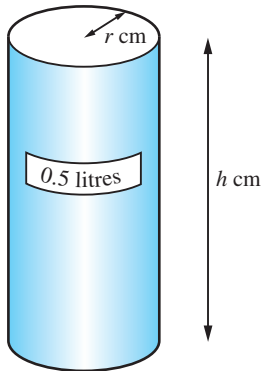


Figure 2.36

Using the result of (a), deduce that A has a minimum value A^* when $6\pi r^2 - A^* = 0$. Hence find the corresponding values of r and h .

- 37 A box is made from a sheet of plywood, $2\text{ m} \times 1\text{ m}$, with the waste shown in Figure 2.37(a). Find the maximum capacity of such a box and compare it with the capacity of the box constructed without the wastage, as shown in Figure 2.37(b).

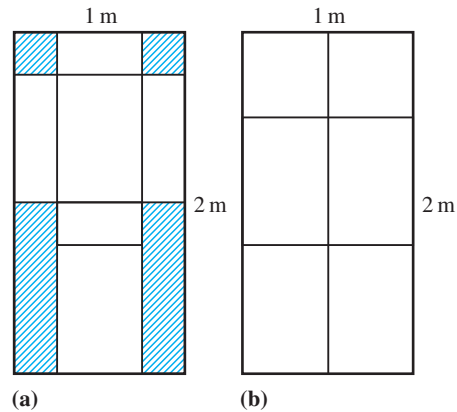


Figure 2.37

- 38 Two ladders, of lengths 12 m and 8 m, lean against buildings on opposite sides of an alley, as shown in Figure 2.38. Show that the heights x and y (in metres) reached by the tops of the ladders in the positions shown satisfy the equations

$$\frac{1}{x} + \frac{1}{y} = \frac{1}{4} \quad \text{and} \quad x^2 - y^2 = 80$$

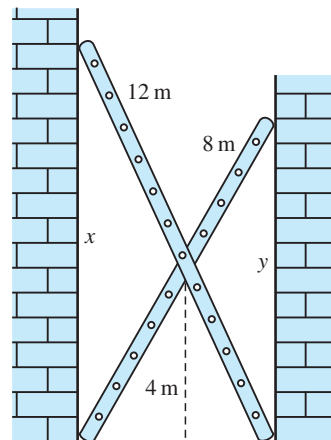


Figure 2.38

Show that x satisfies the equation

$$x^4 - 8x^3 - 80x^2 + 640x - 1280 = 0$$

and that the width of the alley is given by $\sqrt{(12^2 - x_0^2)}$, where x_0 is the positive root of this equation. By first tabulating the polynomial over a suitable domain and then drawing its graph, estimate the value of x_0 and the width of the alley. Check your solution of the quartic (to 2dp) using a suitable software package.

2.5 Rational functions

Rational functions have the general form

$$f(x) = \frac{p(x)}{q(x)}$$

where $p(x)$ and $q(x)$ are polynomials. If the degree of p is less than the degree of q , $f(x)$ is said to be a **strictly proper rational function**. If p and q have the same degree then $f(x)$ is a **proper rational function**. It is said to be an **improper rational function** if the degree of p is greater than the degree of q .

An improper or proper rational function can always be expressed as a polynomial plus a strictly proper rational function, for example by algebraic division.

Example 2.30

Express the improper rational function

$$f(x) = \frac{3x^4 + 2x^3 - 5x^2 + 6x - 7}{x^2 - 2x + 3}$$

as the sum of a polynomial function and a strictly proper rational function.

Solution We observe that the numerator is a quartic in x and the denominator is a quadratic, so we can write

$$\frac{3x^4 + 2x^3 - 5x^2 + 6x - 7}{x^2 - 2x + 3} \equiv Ax^2 + Bx + C + \frac{Dx + E}{x^2 - 2x + 3}$$

Multiplying through by $(x^2 - 2x + 3)$ yields

$$3x^4 + 2x^3 - 5x^2 + 6x - 7 \equiv (x^2 - 2x + 3)(Ax^2 + Bx + C) + Dx + E$$

Collecting terms of like powers of x on the right-hand side gives

$$Ax^4 + (B - 2A)x^3 + (3A - 2B + C)x^2 + (3D - 2C + D)x + (3C + E)$$

Comparing coefficients of like powers with those on the left-hand side yields

$$\begin{aligned} A &= 3 \\ -2A + B &= 2 \Rightarrow B = 8 \\ 3A - 2B + C &= -5 \Rightarrow C = 2 \\ 3B - 2C + D &= 6 \Rightarrow D = -14 \\ 3C - E &= -7 \Rightarrow E = -13 \end{aligned}$$

Thus

$$f(x) = 3x^2 + 8x + 2 - \frac{14x + 13}{x^2 - 2x + 3}$$

Any strictly proper rational function can be expressed as a sum of simpler functions whose denominators are linear or irreducible quadratic functions. For example,

$$\frac{x^2 + 1}{(1+x)(1-x)(2+2x+x^2)} = \frac{1}{1+x} + \frac{1}{5(1-x)} - \frac{4x+7}{5(2+2x+x^2)}$$

These simpler functions are called the **partial fractions** of the rational function, and are often useful in the mathematical analysis and design of engineering systems. Notice that strictly the equality above is an identity since it is true for all values of x in the domain of the expressions. Here we are following the common practice of writing $=$ instead of \equiv (as we did previously (see Section 1.3.3)).

The construction of the partial fraction form of a rational function is the inverse process to that of collecting together separate rational expressions into a single rational function. For example,

$$\begin{aligned} & \frac{1}{1+x} + \frac{1}{5(1-x)} - \frac{4x+7}{5(2+2x+x^2)} \\ = & \frac{1(5)(1-x)(2+2x+x^2) + (1+x)(2+2x+x^2) - (1+x)(1-x)(4x+7)}{5(1+x)(1-x)(2+2x+x^2)} \\ = & \frac{5(2-x^2-x^3) + (2+4x+3x^2+x^3) - (1-x^2)(4x+7)}{5(1-x^2)(2+2x+x^2)} \\ = & \frac{5(2-x^2-x^3) + (2+4x+3x^2+x^3) - (7+4x-7x^2-4x^3)}{5(2+2x-x^2-2x^3-x^4)} \\ = & \frac{5+5x^2}{5(2+2x-x^2-2x^3-x^4)} \\ = & \frac{1+x^2}{2+2x-x^2-2x^3-x^4} \end{aligned}$$

But it is clear from this example that reversing the process (working backwards from the final expression) is not easy, and we require a different method in order to find the partial fractions of a given function. To describe the method in its full generality is easy but difficult to understand, so we will apply the method to a number of commonly occurring types of function in the next section before stating the general algorithm.

2.5.1 Partial fractions

In this section we will illustrate how proper rational functions of the form $p(x)/q(x)$ may be expressed in partial fractions.

(a) Distinct linear factors

Each distinct linear factor, of the form $(x + \alpha)$, in the denominator $q(x)$ will give rise to a partial fraction of the form $\frac{A}{x + \alpha}$, where A is a real constant.

Example 2.31

Express in partial fractions the rational function

$$\frac{3x}{(x-1)(x+2)}$$

Solution In this case we have two distinct linear factors $(x-1)$ and $(x+2)$ in the denominator, so the corresponding partial fractions are of the form

$$\frac{3x}{(x-1)(x+2)} = \frac{A}{x-1} + \frac{B}{x+2} = \frac{A(x+2) + B(x-1)}{(x-1)(x+2)}$$

where A and B are constants to be determined. Since both expressions are equal and their denominators are identical we must therefore make their numerators equal, yielding

$$3x = A(x+2) + B(x-1)$$

This identity is true for all values of x , so we can find A and B by setting first $x = 1$ and then $x = -2$. So

$$x = 1 \quad \text{gives} \quad 3 = A(3) + B(0); \quad \text{that is} \quad A = 1$$

and

$$x = -2 \quad \text{gives} \quad -6 = A(0) + B(-3); \quad \text{that is} \quad B = 2$$

Thus

$$\frac{3x}{(x-1)(x+2)} = \frac{1}{x-1} + \frac{2}{x+2}$$

When the denominator $q(x)$ of a strictly proper rational function $\frac{p(x)}{q(x)}$ is a product of linear factors, as in Example 2.31, there is a quick way of expressing $\frac{p(x)}{q(x)}$ in partial fractions.

Considering again Example 2.31, if

$$\frac{3x}{(x-1)(x+2)} = \frac{A}{x-1} + \frac{B}{x+2}$$

then to obtain A simply **cover up** the factor $(x-1)$ in

$$\frac{3x}{(x-1)(x+2)}$$

and evaluate what is left at $x = 1$, giving

$$A = \frac{3(1)}{(x-1)(1+2)} = 1$$

Likewise, to obtain B **cover up** the factor $(x + 2)$ in the left-hand side and evaluate what is left at $x = -2$, giving

$$B = \frac{3(-2)}{(-2-1)(x+2)} = 2$$

Thus, as before,

$$\frac{3x}{(x-1)(x+2)} = \frac{1}{x-1} + \frac{2}{x+2}$$

This method of obtaining partial fractions is called the **cover up rule**.

Example 2.32

Using the cover up rule, express in partial fractions the rational function

$$\frac{2x+1}{(x-2)(x+1)(x-3)}$$

Solution The corresponding partial fractions are of the form

$$\frac{2x+1}{(x-2)(x+1)(x-3)} = \frac{A}{x-2} + \frac{B}{x+1} + \frac{C}{x-3}$$

Using the cover up rule

$$A = \frac{2(2)+1}{(x-2)(2+1)(2-3)} = -\frac{5}{3}$$

$$B = \frac{2(-1)+1}{(-1-2)(x+1)(-1-3)} = -\frac{1}{12}$$

$$C = \frac{2(3)+1}{(3-2)(3+1)(x-3)} = \frac{7}{4}$$

so that

$$\frac{2x+1}{(x-2)(x+1)(x-3)} = -\frac{5}{3} \frac{1}{x-2} - \frac{1}{12} \frac{1}{x+1} + \frac{7}{4} \frac{1}{x-3}$$

Because it is easy to make an error with this process, it is sensible to check the answers obtained. This can be done by using a 'spot' value to check that the left- and right-hand sides yield the same value. When doing this avoid using $x = 0$ or any of the special values of x that were used in finding the coefficients.

For example, taking $x = 1$ in the partial fraction expansion of Example 2.32, we have

$$\text{left-hand side} = \frac{2(1)+1}{(1-2)(1+1)(1-3)} = \frac{3}{4}$$

$$\text{right-hand side} = -\frac{\frac{5}{3}}{1-2} - \frac{\frac{1}{12}}{1+1} + \frac{\frac{7}{4}}{1-3} = \frac{3}{4}$$

giving a positive check.

(b) Repeated linear factors

Each k times repeated linear factor, of the form $(x - \alpha)^k$, in the denominator $q(x)$ will give rise to a partial fraction of the form

$$\frac{A_1}{(x - \alpha)} + \frac{A_2}{(x - \alpha)^2} + \dots + \frac{A_k}{(x - \alpha)^k}$$

where A_1, A_2, \dots, A_k are real constants.

Example 2.33

Express as partial fractions the rational function

$$\frac{3x + 1}{(x - 1)^2(x + 2)}$$

Solution

In this case the denominator consists of the distinct linear factor $(x + 2)$ and the twice repeated linear factor $(x - 1)$. Thus, the corresponding partial fractions are of the form

$$\begin{aligned} \frac{3x + 1}{(x - 1)^2(x + 2)} &= \frac{A}{(x - 1)} + \frac{B}{(x - 1)^2} + \frac{C}{(x + 2)} \\ &= \frac{A(x - 1)(x + 2) + B(x + 2) + C(x - 1)^2}{(x - 1)^2(x + 2)} \end{aligned}$$

which gives

$$3x + 1 = A(x - 1)(x + 2) + B(x + 2) + C(x - 1)^2$$

Setting $x = 1$ gives $4 = B(3)$ and $B = \frac{4}{3}$. Setting $x = -2$ gives $-5 = C(-3)^2$ and $C = -\frac{5}{9}$. To obtain A we can give x any other value, so taking $x = 0$ gives

$$1 = (-2)A + 2B + C$$

and substituting the values of B and C gives $A = \frac{5}{9}$. Hence

$$\frac{3x + 1}{(x - 1)^2(x + 2)} = \frac{\frac{5}{9}}{x - 1} + \frac{\frac{4}{3}}{(x - 1)^2} - \frac{\frac{5}{9}}{(x + 2)}$$

(c) Irreducible quadratic factors

Each distinct irreducible quadratic factor, of the form $(ax^2 + bx + c)$, in the denominator $q(x)$ will give rise to a partial fraction of the form

$$\frac{Ax + B}{ax^2 + bx + c}$$

where A and B are real constants.

Example 2.34

Express as partial fractions the rational function

$$\frac{5x}{(x^2 + x + 1)(x - 2)}$$

Solution

In this case the denominator consists of the distinct linear factor $(x - 2)$ and the distinct irreducible quadratic factor $(x^2 + x + 1)$. Thus, the corresponding partial fractions are of the form

$$\frac{5x}{(x^2 + x + 1)(x - 2)} = \frac{Ax + B}{x^2 + x + 1} + \frac{C}{x - 2} = \frac{(Ax + B)(x - 2) + C(x^2 + x + 1)}{(x^2 + x + 1)(x - 2)}$$

giving

$$5x = (Ax + B)(x - 2) + C(x^2 + x + 1)$$

Setting $x = 2$ enables us to calculate C :

$$10 = (2A + B)(0) + C(7) \quad \text{and} \quad C = \frac{10}{7}$$

Here, however, we cannot select special values of x that give A and B immediately, because $x^2 + x + 1$ is an irreducible quadratic and cannot be factorized. Instead we make use of Property (i) of polynomials, described earlier (see Section 2.4.1, which stated that if two polynomials are equal in value for all values of x then the corresponding coefficients are equal. Applying this to

$$5x = (Ax + B)(x - 2) + C(x^2 + x + 1)$$

we see that the coefficient of x^2 on the right-hand side is $A + C$ while that on the left-hand side is zero. Thus

$$A + C = 0 \quad \text{and} \quad A = -C = -\frac{10}{7}$$

Similarly the coefficient of x^0 on the right-hand side is $-2B + C$ and that on the left-hand side is zero, and we obtain $-2B + C = 0$, which implies $B = \frac{1}{2}C = \frac{5}{7}$. Hence

$$\frac{5x}{(x^2 + x + 1)(x - 2)} = \frac{\frac{5}{7} - \frac{10}{7}x}{x^2 + x + 1} + \frac{\frac{10}{7}}{x - 2}$$

Example 2.35

Express as partial fractions the rational function

$$\frac{3x^2}{(x - 1)(x + 2)}$$

Solution

In this example the numerator has the same degree as the denominator.

The first step in such examples is to divide the bottom into the top to obtain a polynomial and a strictly proper rational function. Thus

$$\frac{3x^2}{(x - 1)(x + 2)} = 3 + \frac{6 - 3x}{(x - 1)(x + 2)}$$

We then apply the partial fraction process to the remainder, setting

$$\begin{aligned}\frac{6-3x}{(x-1)(x+2)} &= \frac{A}{x-1} + \frac{B}{x+2} \\ &= \frac{A(x+2) + B(x-1)}{(x-1)(x+2)}\end{aligned}$$

giving

$$6 - 3x = A(x + 2) + B(x - 1)$$

Setting first $x = 1$ and then $x = -2$ gives $A = 1$ and $B = -4$ respectively. Thus

$$\frac{3x^2}{(x-1)(x+2)} = 3 + \frac{1}{x-1} - \frac{4}{x+2}$$

Summary of method

In general, the method for finding the partial fractions of a given function $f(x) = p(x)/q(x)$ consists of the following steps.

Step 1: If the degree of p is greater than or equal to the degree of q , divide q into p to obtain

$$f(x) = r(x) + \frac{s(x)}{q(x)}$$

where the degree of s is less than the degree of q .

Step 2: Factorize $q(x)$ fully into real linear and irreducible quadratic factors, collecting together all like factors.

Step 3: Each **linear factor** $ax + b$ in $q(x)$ will give rise to a fraction of the type

$$\frac{A}{ax + b}$$

(Here a and b are known and A is to be found.)

Each **repeated linear factor** $(ax + b)^n$ will give rise to n fractions of the type

$$\frac{A_1}{ax + b} + \frac{A_2}{(ax + b)^2} + \frac{A_3}{(ax + b)^3} + \dots + \frac{A_n}{(ax + b)^n}$$

Each **irreducible quadratic factor** $ax^2 + bx + c$ in $q(x)$ will give rise to a fraction of the type

$$\frac{Ax + B}{ax^2 + bx + c}$$

Each **repeated irreducible quadratic factor** $(ax^2 + bx + c)^n$ will give rise to n fractions of the type

$$\frac{A_1x + B_1}{ax^2 + bx + c} + \frac{A_2x + B_2}{(ax^2 + bx + c)^2} + \dots + \frac{A_nx + B_n}{(ax^2 + bx + c)^n}$$

Put $p(x)/q(x)$ (or $s(x)/q(x)$, if that case occurs) equal to the sum of all the fractions involved.

Step 4: Multiply both sides of the equation by $q(x)$ to obtain an identity involving polynomials, from which the multiplying constants of the linear combination may be found (because of Property (i) (see Section 2.4.1)).

Step 5: To find these coefficients, two strategies are used.

- *Strategy 1:* Choose special values of x that make finding the values of the unknown coefficients easy: for example, choose x equal to the roots of $q(x) = 0$ in turn and use the 'cover up' rule.
- *Strategy 2:* Compare the coefficients of like powers of x on both sides of the identity. Starting with the highest and lowest powers usually makes it easier.

Strategy 1 may leave some coefficients undetermined. In that case we complete the process using Strategy 2.

Step 6: Lastly, check the answer either by choosing a test value for x or by putting the partial fractions over a common denominator.

2.5.2 Exercises



Where appropriate, check your answers using MATLAB.

39 Express the following improper rational functions as the sum of a polynomial function and a strictly proper rational function.

(a) $f(x) = (x^2 + x + 1)/[(x + 1)(x - 1)]$

(b) $f(x) = (x^5 - x^4 - x + 1)/(x^2 + x + 1)$

40 Express as a single fraction

(a) $\frac{1}{x} - \frac{2}{x-2} + \frac{x-1}{x^2+1}$

(b) $\frac{1}{x^3 - 3x^2 + 3x - 1} - \frac{1}{x^3 - x^2 - x + 1}$

(c) $\frac{x+1}{x^2+1} + \frac{1}{x-1} - \frac{1}{(x-1)^2} + \frac{2}{x-2}$

41 Express as partial fractions

(a) $\frac{1}{(x+1)(x-2)}$ (b) $\frac{2x-1}{(x+1)(x-2)}$

(c) $\frac{x^2-2}{(x+1)(x-2)}$ (d) $\frac{x-1}{(x+1)(x-2)^2}$

(e) $\frac{1}{(x+1)(x^2+2x+2)}$ (f) $\frac{1}{(x+1)(x^2-4)}$

42 Express as partial fractions

(a) $\frac{1}{x^2-5x+4}$ (b) $\frac{1}{x^3-1}$

(c) $\frac{3x-1}{x^3-3x-2}$ (d) $\frac{x^2-1}{x^2-5x+6}$

(e) $\frac{x^2+x-1}{(x^2+1)^2}$ (f) $\frac{18x^2-5x+47}{(x^2+4)(x-1)(x+5)}$

2.5.3 Asymptotes

Sketching the graphs of rational functions gives rise to the concept of an asymptote. To illustrate, let us consider the graph of the function

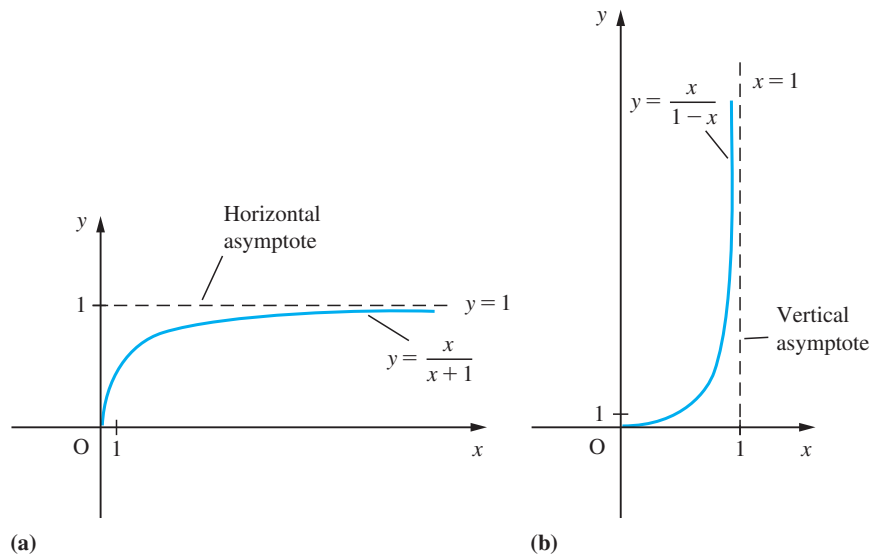
$$y = f(x) = \frac{x}{1+x} \quad (x > 0)$$

and that of its inverse

$$y = f^{-1}(x) = \frac{x}{1-x} \quad (0 \leq x < 1)$$

Expressing $x/(x+1)$ as $(x+1-1)/(x+1) = 1 - 1/(x+1)$, we see that as x gets larger and larger $1/(x+1)$ gets smaller and smaller, so that $x/(x+1)$ approaches closer and closer to the value 1. This is illustrated in the graph of $y = f(x)$ shown in Figure 2.39(a). The line $y = 1$ is called a **horizontal asymptote** to the curve, and we note that the graph of $f(x)$ approaches this asymptote as $|x|$ becomes large.

Figure 2.39
Horizontal and
vertical asymptotes.



The graph of the inverse function $y = f^{-1}(x)$ is shown in Figure 2.39(b), and the line $x = 1$ is called a **vertical asymptote** to the curve.

The existence of asymptotes is a common feature of the graphs of rational functions. They feature in various engineering applications, such as in the plotting of root locus plots in control engineering. In more advanced applications of mathematics to engineering the concept of an asymptote is widely used for the purposes of making approximations. Asymptotes need not necessarily be horizontal or vertical lines; they may be sloping lines or indeed nonlinear graphs, as we shall see in Example 2.37.

Example 2.36

Sketch the graph of the function

$$y = \frac{1}{3-x} \quad (x \neq 3)$$

and find the values of x for which

$$\frac{1}{3-x} < 2$$

Solution

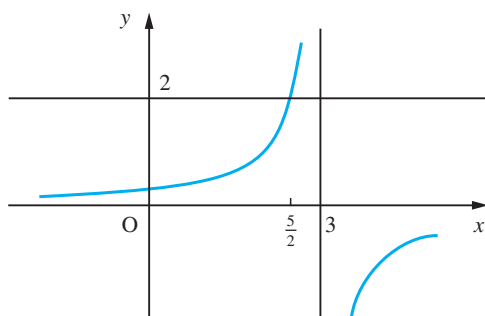
We can see from the formula for y that the line $x = 3$ is a vertical asymptote of the function. As x gets closer and closer to the value $x = 3$ from the left-hand side (that is, $x < 3$), y gets larger and larger and is positive. As x gets closer and closer to $x = 3$ from the right-hand side (that is, $x > 3$), y is negative and large. As x gets larger and larger, y gets smaller and smaller for both $x > 0$ and $x < 0$, so $y = 0$ is a horizontal asymptote. Thus we obtain the sketch shown in Figure 2.40. By drawing the line $y = 2$ on the sketch, we see at once that

$$\frac{1}{3-x} < 2$$

for $x < \frac{5}{2}$ and $x > 3$. This result was obtained algebraically in Example 1.24. Generally we use a mixture of algebraic and graphical methods to solve such problems.

Figure 2.40

Graph of $y = \frac{1}{3-x}$.

**Example 2.37**

Sketch the graph of the function

$$y = f(x) = \frac{x^2 - x - 6}{x + 1} \quad (x \neq -1)$$

Solution

We begin the task by locating points at which the function is zero. Now $f(x) = 0$ implies that $x^2 - x - 6 = (x - 3)(x + 2) = 0$, from which we deduce that $x = 3$ and $x = -2$ are zeros of the function. Thus the graph $y = f(x)$ crosses the x axis at $x = -2$ and $x = 3$.

Next we locate the points at which the denominator of the rational function is zero, which in this case is $x = -1$. As x approaches such a point, the value of $f(x)$ becomes infinitely large in magnitude, and the value of the rational function is undefined at such a point. Thus the graph of $y = f(x)$ has a vertical asymptote at $x = -1$. (There is usually

a vertical asymptote to the graph of the rational function $y = p(x)/q(x)$ at points where the denominator $q(x) = 0$.)

Next we consider the behaviour of the function as x gets larger and larger, that is as $x \rightarrow \infty$ or $x \rightarrow -\infty$. To do this, we first simplify the rational function by algebraic division, giving

$$y = f(x) = x - 2 - \frac{4}{x + 1}$$

As $x \rightarrow \pm\infty$, $4/(x + 1) \rightarrow 0$. Thus, for large values of x , both positive and negative, $4/(x + 1)$ becomes negligible compared with x , so that $f(x)$ tends to behave like $x - 2$. Thus the line $y = x - 2$ is also an asymptote to the graph of $y = f(x)$.

Having located the asymptotes, we then need to find how the graph approaches them. When x is large and positive the term $4/(x + 1)$ will be small but positive, so that $f(x)$ is slightly less than $x - 2$. Hence the graph approaches the asymptote from below. When x is large and negative the term $4/(x + 1)$ is small but negative, so the graph approaches the asymptote from above. To consider the behaviour of the function near $x = -1$, we examine the factorized form

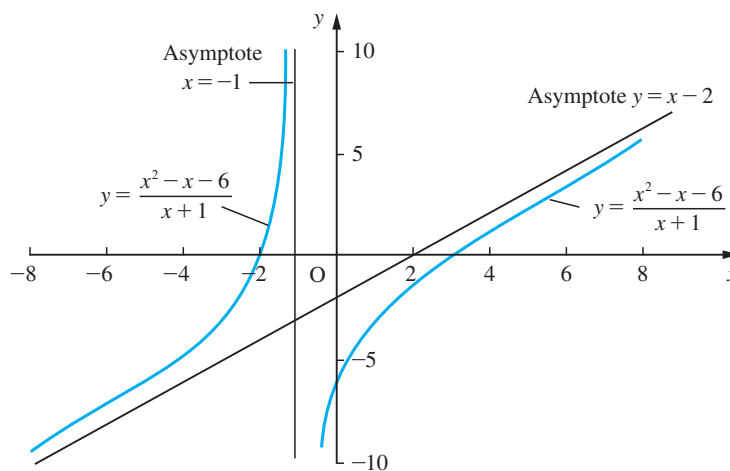
$$y = f(x) = \frac{(x - 3)(x + 2)}{x + 1}$$

When x is slightly less than -1 , $f(x)$ is positive. When x is slightly greater than -1 , $f(x)$ is negative.

We are now in a position to sketch the graph of $y = f(x)$ as shown in Figure 2.41.

Figure 2.41

Graph of $y = \frac{x^2 - x - 6}{x + 1}$.

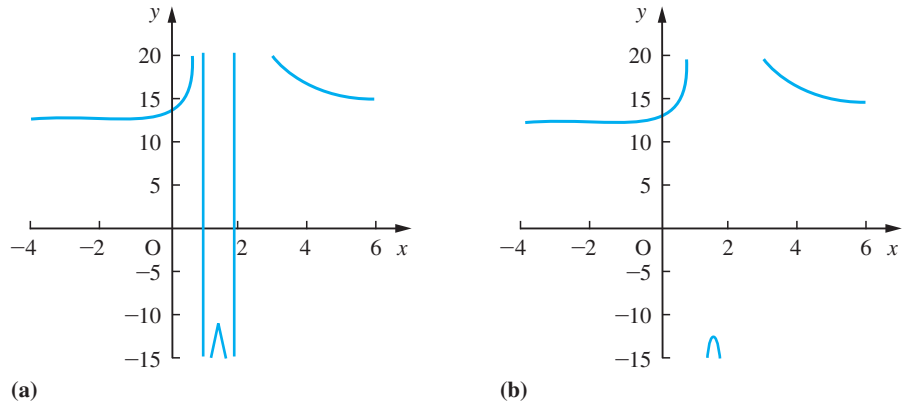


Modern computational aids have made graphing functions much easier, but to obtain graphs of a reasonably good quality some preliminary analysis is always necessary. This helps to select the correct range of values for the independent variable and for the function. For example, asking a computer package to plot the function

$$y = \frac{13x^2 - 34x + 25}{x^2 - 3x + 2}$$



Figure 2.42



without prior analysis might result in the graph shown in Figure 2.42(a). A little analysis shows that the function is undefined at $x = 1$ and 2 . Excluding these points from the range of values for x produces the more acceptable plot shown in Figure 2.42(b), although it is not clear from either plot that the graph has a horizontal asymptote $y = 13$. Clearly, much more preliminary work is needed to obtain a good-quality graph of the function.

2.5.4 Parametric representation

In some practical situations the equation describing a curve in cartesian coordinates is very complicated and it is easier to specify the points in terms of a parameter. Sometimes this occurs in a very natural way. For example, in considering the trajectory of a projectile, we might specify its height and horizontal displacement separately in terms of the flight time. In the design of a safety guard for a moving part in a machine we might specify the position of the part in terms of an angle it has turned through. Such representation of curves is called **parametric representation** and we will illustrate the idea with an example. Later, we shall consider the polar form of specifying the equation of a curve (see Section 2.6.8).

Example 2.38

Sketch the graph of the curve given by $x = t^3$, $y = t^2$ ($t \in \mathbb{R}$).

Solution

The simplest approach to this type of curve sketching using pencil and paper is to draw up a table of values, as in Figure 2.43.

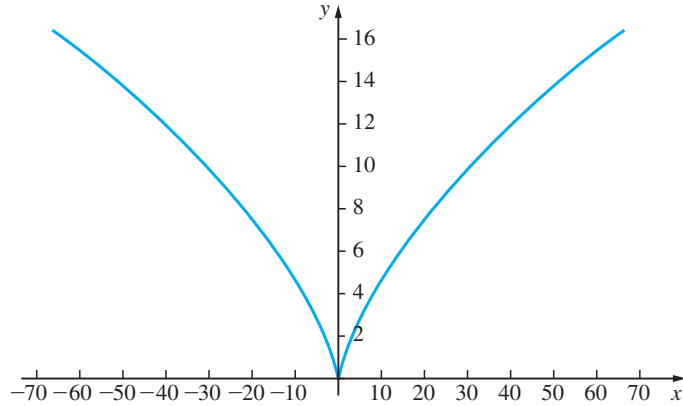
Figure 2.43

Table of values for Example 2.38.

t	-4	-3	-2	-1	0	1	2	3	4
x	-64	-27	-8	-1	0	1	8	27	64
y	16	9	4	1	0	1	4	9	16

Clearly in this example we need to evaluate x and y at intermediate values of t to obtain a good drawing. A sketch is shown in Figure 2.44.

Figure 2.44
Graph of the
semi-cubical parabola
 $x = t^3, y = t^2 (t \in \mathbb{R})$.



Example 2.39

Show that the horizontal and vertical displacements, x, y , of a projectile at time t are $x = ut$ and $y = vt - \frac{1}{2}gt^2$ where u and v are the initial horizontal and vertical velocities and g is the acceleration due to gravity. Show that its trajectory is a parabola, and that it attains a maximum height $v^2/2g$ and range $2uv/g$.

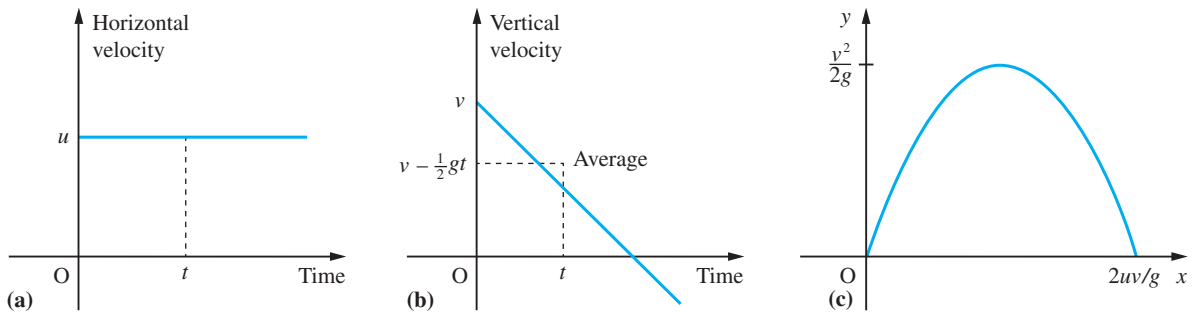


Figure 2.45 (a) Velocity–time graph (horizontal). (b) Velocity–time graph (vertical). (c) Path of a projectile.

Solution The velocity–time graphs in the horizontal and vertical directions are shown in Figures 2.45(a) and (b). The horizontal displacement after time t is $x = ut$ (velocity \times time), and the vertical displacement is $y = (v - \frac{1}{2}gt)t$ (average velocity \times time). Thus the trajectory of the projectile is given (parametrically) by

$$x = ut, \quad y = vt - \frac{1}{2}gt^2$$

Since $x = ut$ we may write $t = x/u$. Substituting this into the expression for y gives

$$y = \frac{vx}{u} - \frac{gx^2}{2u^2}$$

which is the equation of a parabola.

Completing the square we obtain

$$y = \frac{v^2}{2g} - \frac{g}{2u^2} \left(\frac{uv}{g} - x \right)^2$$

from which we can see that the projectile attains its maximum height, $\frac{v^2}{2g}$, at $x = \frac{uv}{g}$.

The range of the projectile is found by setting $y = 0$ which gives $x = \frac{2uv}{g}$. The path of the projectile is illustrated in Figure 2.45(c).



In MATLAB the command

$$\text{ezplot}(x, y)$$

plots the parametrically defined planar curve $x = x(t)$, $y = y(t)$ over the default domain $0 < t < \pi$, whilst the command

$$\text{ezplot}(x, y, [t_{\min}, t_{\max}])$$

plots $x = x(t)$, $y = y(t)$ over the domain $t_{\min} < t < t_{\max}$.

Check that the commands

```
syms x y t
x = t^3; y = t^2;
ezplot(x, y, [-4, 4])
```

return the plot of Figure 2.44.

2.5.5 Exercises



Check the graphs obtained using MATLAB.

43 Plot the graphs of the functions

$$(a) y = \frac{2+x}{1+x} \quad (b) y = \frac{1}{2} \left(x + \frac{2}{x} \right)$$

$$(c) y = \frac{3x^4 + 12x^2 - 4}{8x^3} \quad (d) y = \frac{(x-1)(x-2)}{(x+1)(x-3)}$$

for the domain $-3 \leq x \leq 3$. Find the points on each graph at which they intersect with the line $y = x$.

44 Sketch the graphs of the functions given below, locating their turning points and asymptotes.

$$(a) y = \frac{x^2 - 8x + 15}{x} \quad (b) y = \frac{x+1}{x-1}$$

$$(c) y = \frac{x^2 + 5x - 14}{x+5}$$

(Hint: Writing (a) as

$$y = (\sqrt{x} - \sqrt{(15/x)})^2 + 2\sqrt{15} - 8$$

shows that there is a turning point at $x = \sqrt{15}$.)

45 Plot the curve whose parametric equations are $x = t(t+4)$, $y = t+1$. Show that it is a parabola.

46 Sketch the curve given parametrically by

$$x = t^2 - 1, \quad y = t^3 - t$$

showing that it describes a closed curve as t increases from -1 to 1 .

47 Sketch the curve (the Cissoid of Diocles) given by

$$x = \frac{2t^2}{t^2+1}, \quad y = \frac{2t^3}{t^2+1}$$

Show that the cartesian form of the curve is

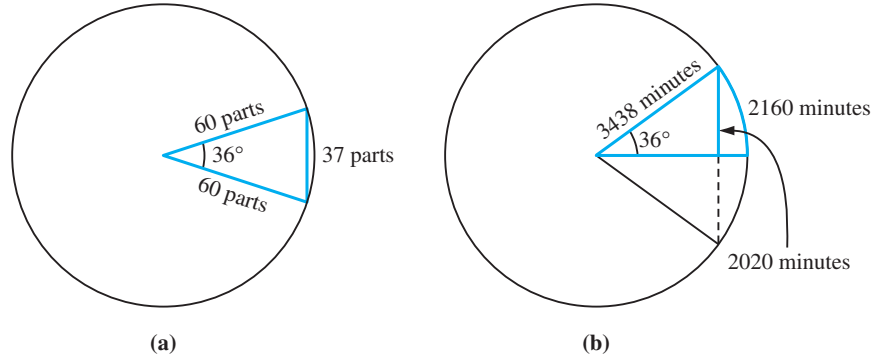
$$y^2 = \frac{x^3}{(2-x)}$$

2.6 Circular functions

The study of circular functions has a long history. The earliest known table of a circular function dates from 425 BCE and was calculated using complicated geometrical methods by the Greek astronomer–mathematician Hipparchus. He calculated the lengths of chords subtended by angles at the centre of a circle from 0° to 60° at intervals of $\frac{1}{2}^\circ$ (see Figure 2.46(a)). His work was developed by succeeding generations of Greek

Figure 2.46

(a) Hipparchus: chords as a function of angle, expressed as parts of a radius. (b) Aryabhata: half-chords as a function of angle, expressed as parts of the arc subtended by the angle with $\pi \approx 31\,416/10\,000$.



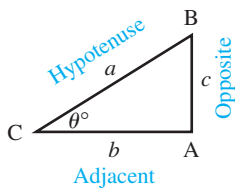
mathematicians culminating in the publication in the second century CE of a book by Ptolemy. His book *Syntaxis*, commonly called ‘*The Great Collection*’, was translated first into Arabic, where it became *Al-majisti*, and then into Latin, *Almagestus*.

Another contribution came from the Hindu mathematician Aryabhata (about 500 CE) who developed a radial measure related to angle measures and the function we now call the sine function (see Figure 2.46(b)). His work was first translated from Hindi into Arabic and then from Arabic into Latin. The various terms we use in studying these functions reflect this rich history of applied mathematics (360° from the Babylonians through the Greeks, degrees from the Latin *degradus*, minutes from *pars minuta*, sine from the Latin *sinus*, a mistranslation of the Hindu–Arabic *jiva*).

There are two approaches to the definition of the **circular** or **trigonometric functions** and this is reflected in their double name. One approach is static in nature and the other dynamic.

2.6.1 Trigonometric ratios

The static approach began with practical problems of surveying and gave rise to the mathematical problems of triangles and their measurement that we call trigonometry. We consider a right-angled triangle ABC, where $\angle CAB$ is the right-angle, and define the sine, cosine and tangent functions in relation to that triangle. Thus in Figure 2.47 we have

**Figure 2.47**

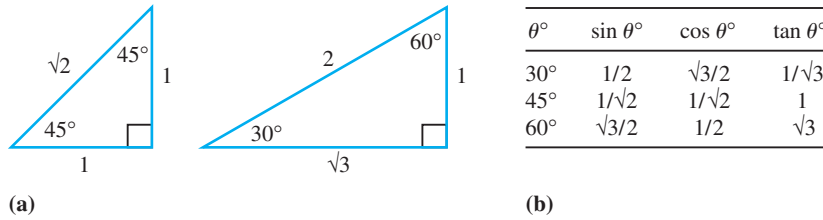
$$\text{sine } \theta^\circ = \sin \theta^\circ = \frac{c}{a} = \frac{\text{opposite}}{\text{hypotenuse}}$$

$$\text{cosine } \theta^\circ = \cos \theta^\circ = \frac{b}{a} = \frac{\text{adjacent}}{\text{hypotenuse}}$$

$$\text{tangent } \theta^\circ = \tan \theta^\circ = \frac{c}{b} = \frac{\text{opposite}}{\text{adjacent}}$$

The way in which these functions were defined led to their being called the ‘trigonometrical ratios’. The context of the applications implied that the angles were measured in the sexagesimal system (degrees, minutes, seconds): for example, $35^\circ 21' 41''$ which today is written in the decimal form 35.36° . In modern textbooks this is shown explicitly, writing, for example, $\sin 30^\circ$, or $\cos 35.36^\circ$, or $\tan \theta^\circ$, so that the independent variable θ is a pure number. For example, by considering the triangles shown in Figure 2.48(a), we can readily write down the trigonometric ratios for 30° , 45° and 60° , as indicated in the table of Figure 2.48(b).

Figure 2.48



(a)

(b)

To extend trigonometry to problems involving triangles that are not necessarily right-angled, we make use of the sine and cosine rules. Using the notation of Figure 2.49 (note that it is usual to label the side opposite an angle by the corresponding lower-case letter), we have, for any triangle ABC:

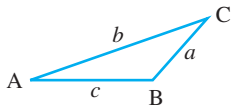


Figure 2.49

The sine rule

$$\frac{a}{\sin A} = \frac{b}{\sin B} = \frac{c}{\sin C} \quad (2.15)$$

The cosine rule

$$a^2 = b^2 + c^2 - 2bc \cos A \quad (2.16)$$

or

$$b^2 = a^2 + c^2 - 2ac \cos B$$

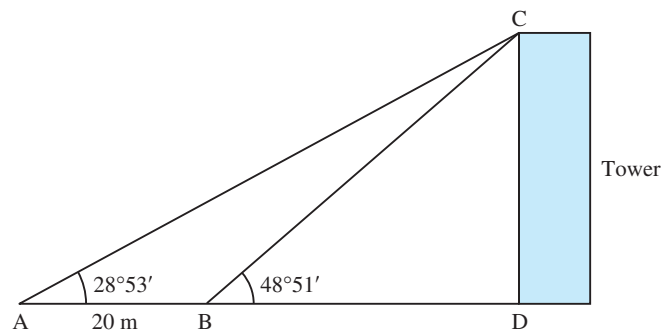
or

$$c^2 = a^2 + b^2 - 2ab \cos C$$

Example 2.40

Consider the surveying problem illustrated in Figure 2.50. The height of the tower is to be determined using the data measured at two points A and B, which are 20 m apart. The angles of elevation at A and B are $28^\circ 53'$ and $48^\circ 51'$ respectively.

Figure 2.50
Tower of
Example 2.40.



Solution By elementary geometry

$$\angle ACB = 48^\circ 51' - 28^\circ 53' = 19^\circ 58'$$

Using the sine rule, we have

$$\frac{CB}{\sin(28^\circ 53')} = \frac{AB}{\sin(19^\circ 58')}$$

so that

$$CB = 20 \sin(28^\circ 53') / \sin(19^\circ 58')$$

The height required CD is given by

$$\begin{aligned} CD &= CB \sin(48^\circ 51') \\ &= 20 \sin(28^\circ 53') \times \sin(48^\circ 51') / \sin(19^\circ 58') \\ &= 21.3027 \end{aligned}$$

Hence the height of the tower is 21.3 m.

2.6.2 Exercises

- 48 In the triangles shown in Figure 2.51, calculate $\sin \theta^\circ$, $\cos \theta^\circ$ and $\tan \theta^\circ$. Use a calculator to determine the value of θ in each case.

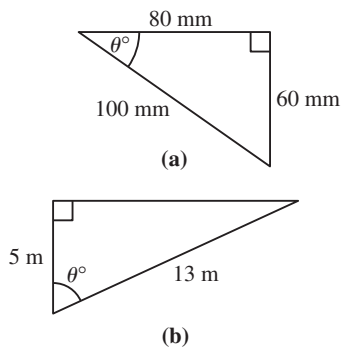


Figure 2.51

- 49 In the triangle ABC shown in Figure 2.52, calculate the lengths of the sides AB and BC.

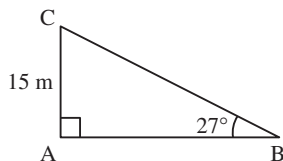


Figure 2.52

- 50 Calculate the value of θ where
- $$\sin \theta^\circ = \sin 10^\circ \cos 20^\circ + \cos 10^\circ \sin 20^\circ$$

- 51 Calculate the value of θ where
- $$\cos \theta^\circ = 2 \cos^2 30^\circ - 1$$

- 52 In triangle ABC, angle A is 40° , angle B is 60° and side BC is 20 mm. Calculate the lengths of the remaining two sides.
- 53 In triangle ABC, the angle C is 35° and the sides AC and BC have lengths 42 mm and 73 mm respectively. Calculate the length of the third side AB.
- 54 The lower edge of a mural, which is 4 m high, is 2 m above an observer's eye level, as shown in Figure 2.53. Show that the optical angle θ° is given by

$$\cos \theta^\circ = \frac{12 + d^2}{\sqrt{[(4 + d^2)(36 + d^2)]}}$$

where d m is the distance of the observer from the mural. See Review exercises Question 23.

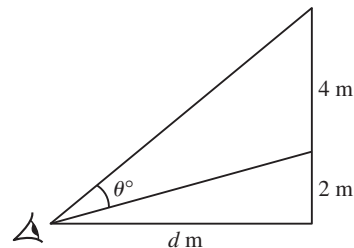


Figure 2.53 Optical angle of mural of Question 54.

2.6.3 Circular functions

The dynamic definition of the functions arises from considering the motion of a point P around a circle, as shown in Figure 2.54. Many practical mechanisms involve this mathematical model.

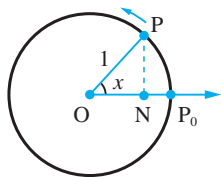


Figure 2.54

The distance OP is one unit, and the perpendicular distance NP of P from the initial position OP_0 of the rotating radius is the **sine** of the angle $\angle P_0OP$. Note that we are measuring NP positive when P is above OP_0 and negative when P is below OP_0 . Similarly, the distance ON defines the **cosine** of $\angle P_0OP$ as being positive when N is to the right of O and negative when it is to the left of O .

Because we are concerned with circles and rotations in these definitions, it is natural to use circular measure so that $\angle P_0OP$, which we denote by x , is measured in radians. In this case we write simply $\sin x$ or $\cos x$, where, as before, x is a pure number. One radian is the angle that, in the notation of Figure 2.54, is subtended at the centre when the arclength P_0P is equal to the radius OP_0 . Obviously therefore

$$180^\circ = \pi \text{ radians}$$

a result we can use to convert degrees to radians and vice versa. It also follows from the definition of a radian that

(a) the length of the arc AB shown in Figure 2.55(a), of a circle of radius r , subtending an angle θ radians at the centre of the circle, is given by

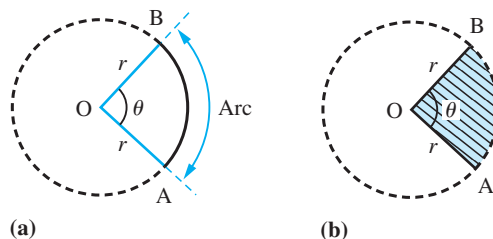
$$\text{length of arc} = r\theta \quad (2.17)$$

(b) the area of the sector OAB of a circle of radius r , subtending an angle θ radians at the centre of the circle (shown shaded in Figure 2.55(b)), is given by

$$\text{area of sector} = \frac{1}{2}r^2\theta \quad (2.18)$$

Figure 2.55

- (a) Arc of a circle.
(b) Sector of a circle.



To obtain the graph of $\sin x$, we simply need to read off the values of PN as the point P moves around the circle, thus generating the graph of Figure 2.56. Note that as we continue around the circle for a second revolution (that is, as x goes from 2π to 4π) the graph produced is a replica of that produced as x goes from 0 to 2π , the same being true for subsequent intervals of 2π . By allowing P to rotate clockwise around the circle, we see that $\sin(-x) = -\sin x$, so that the graph of $\sin x$ can be extended to negative values of x , as shown in Figure 2.57.

Since the graph replicates itself for every interval of 2π ,

$$\sin(x + 2\pi k) = \sin x, \quad k = 0, \pm 1, \pm 2, \dots \quad (2.19)$$

and the function $\sin x$ is said to be **periodic with period 2π** .

Figure 2.56
Generating the graph of $\sin x$.

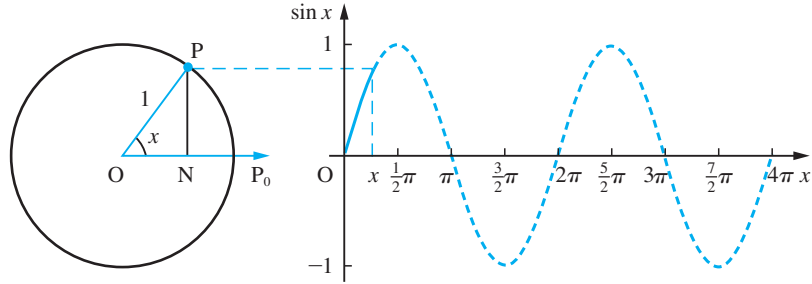
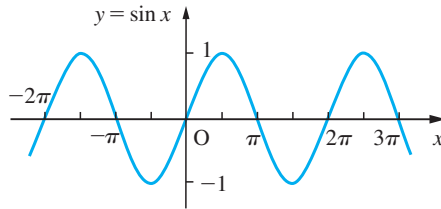


Figure 2.57
Graph of $y = \sin x$.



To obtain the graph of $y = \cos x$, we need to read off the value of ON as the point P moves around the circle. To make the plotting of the graph easier, we first rotate the circle through 90° anticlockwise and then proceed as for $y = \sin x$ to produce the graph of Figure 2.58. By allowing P to rotate clockwise around the circle, we see that $\cos(-x) = \cos x$, so that the graph can be extended to negative values of x , as shown in Figure 2.59.

Again, the function $\cos x$ is periodic with period 2π , so that

$$\cos(x + 2\pi k) = \cos x, \quad k = 0, \pm 1, \pm 2, \dots \quad (2.20)$$

Note also that the graph of $y = \sin x$ is that of $y = \cos x$ moved $\frac{1}{2}\pi$ units to the right, while that of $y = \cos x$ is the graph of $y = \sin x$ moved $\frac{1}{2}\pi$ units to the left. Thus (from Section 2.2.3),

$$\sin x = \cos(x - \frac{1}{2}\pi) \quad \text{or} \quad \cos x = \sin(x + \frac{1}{2}\pi) \quad (2.21)$$

Figure 2.58
Generating the graph of $\cos x$.

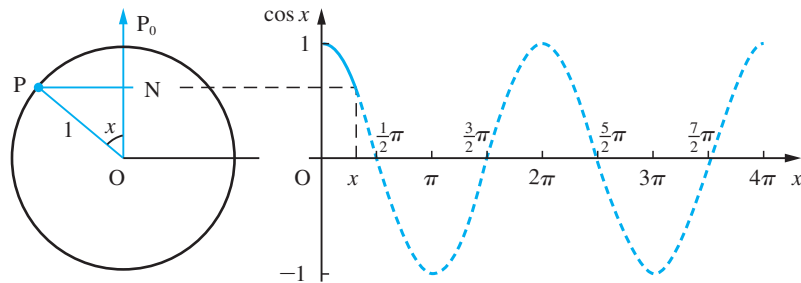


Figure 2.59
Graph of $y = \cos x$.

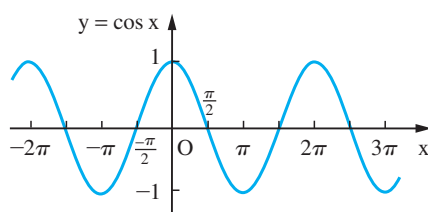


Figure 2.60
Generating the graph of $\tan x$.

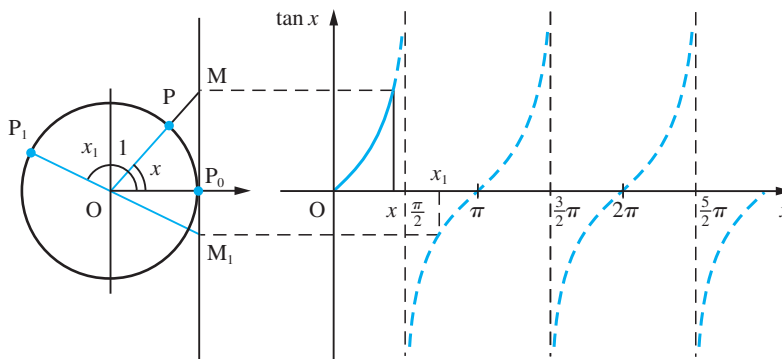
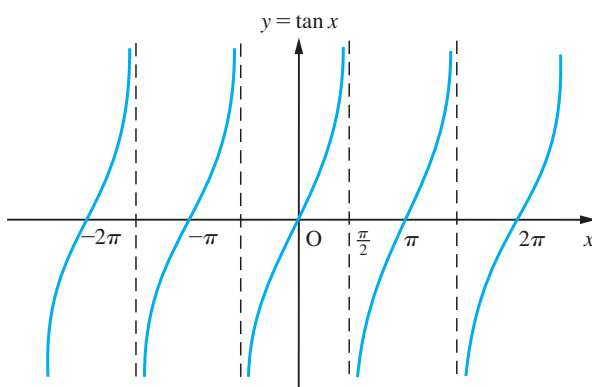
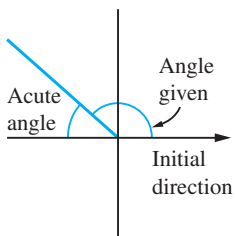


Figure 2.61
Graph of $y = \tan x$.



The definition of $\tan x$ is similar, and makes obvious the origin of the name ‘tangent’ for this function. In Figure 2.60 the rotating radius OP is extended until it cuts the tangent P_0M to the circle at the initial position P_0 . The length P_0M is the **tangent** of $\angle P_0OP$. Allowing P to move around the circle, we generate the graph shown in Figure 2.60. Again, by allowing P to move in a clockwise direction, we have $\tan(-x) = -\tan x$, and the graph can readily be extended to negative values of x , as shown in Figure 2.61. In this case the graph replicates itself every interval of duration π , so that

$$\tan(x + \pi k) = \tan x, \quad k = 0, \pm 1, \pm 2, \dots \quad (2.22)$$



(a)

sine +	all +
cosine -	
tangent -	
tangent +	cosine +
sine -	
cosine -	

(b)

Figure 2.62

and $\tan x$ is of period π .

These definitions of sine, cosine and tangent show how they are associated with the properties of the circle, and consequently they are called **circular functions**. Often in an engineering context, the static and dynamic uses of these functions occur simultaneously. Consequently, we often refer to them as trigonometric functions.

Using the results (2.19), (2.20) and (2.22), it is possible to calculate the values of the trigonometric functions for angles greater than $\frac{1}{2}\pi$ using their values for angles between zero and $\frac{1}{2}\pi$. The rule is: take the acute angle that the direction makes with the initial direction, find the sine, cosine or tangent of this angle and multiply by +1 or -1 according to the scheme of Figure 2.62. For example,

$$\cos(135^\circ) = \cos(180^\circ - 45^\circ) = -\cos 45^\circ = -\frac{1}{\sqrt{2}}$$

$$\sin(330^\circ) = \sin(360^\circ - 30^\circ) = -\sin 30^\circ = -\frac{1}{2}$$

$$\tan(240^\circ) = \tan(180^\circ + 60^\circ) = \tan 60^\circ = \sqrt{3}$$

As we frequently move between measuring angles in degrees and in radians, it is important to check that your calculator is in the correct mode.

If the radius OP is rotating with constant angular velocity ω (in rad s^{-1}) about O then $x = \omega t$, where t is the time (in s). The time T taken for one complete revolution is given by $\omega T = 2\pi$; that is, $T = 2\pi/\omega$. This is the **period** of the motion. In one second the radius makes $\omega/2\pi$ such revolutions. This is the **frequency**, ν . Its value is given by

$$\nu = \text{frequency} = \frac{1}{\text{period}} = \frac{\omega}{2\pi}$$

Thus, the function $y = A \sin \omega t$, which is associated with oscillatory motion in engineering, has period $2\pi/\omega$ and **amplitude** A . The term amplitude is used to indicate the maximum distance of the graph of $y = A \sin \omega t$ from the horizontal axis.

Example 2.41

Sketch using the same set of axes the graphs of the functions

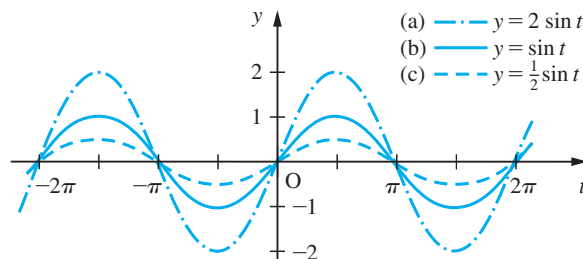
$$(a) y = 2 \sin t \quad (b) y = \sin t \quad (c) y = \frac{1}{2} \sin t$$

and discuss.

Solution

The graphs of the three functions are shown in Figure 2.63. The functions (a), (b) and (c) have amplitudes 2, 1 and $\frac{1}{2}$ respectively. We note that the effect of changing the amplitude is to alter the size of the ‘humps’ in the sine wave. Note that changing only the amplitude does not alter the points at which the graph crosses the x axis. All three functions have period 2π .

Figure 2.63



Example 2.42

Sketch using the same axes the graphs of the functions

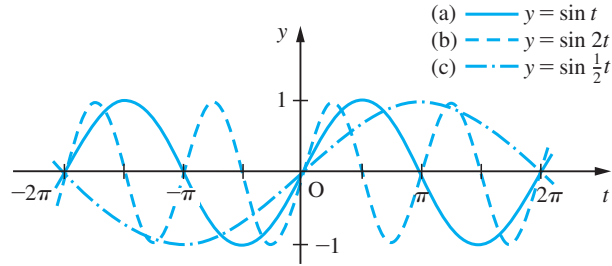
$$(a) y = \sin t \quad (b) y = \sin 2t \quad (c) y = \sin \frac{1}{2}t$$

and discuss.

Solution

The graphs of the three functions (a), (b) and (c) are shown in Figure 2.64. All three have amplitude 1 and periods 2π , π and 4π respectively. We note that the effect of changing the parameter ω in $\sin \omega t$ is to ‘squash’ or ‘stretch’ the basic sine wave $\sin t$. All that happens is that the basic pattern repeats itself less or more frequently; that is, the period changes.

Figure 2.64



In engineering we frequently encounter the sinusoidal function

$$y = A \sin(\omega t + \alpha), \quad \omega > 0 \quad (2.23)$$

Following the earlier discussion (see Section 2.2.4), we have that the graph of this function is obtained by moving the graph of $y = A \sin \omega t$ horizontally:

$$\frac{\alpha}{\omega} \text{ units to the left if } \alpha \text{ is positive}$$

or

$$\frac{|\alpha|}{\omega} \text{ units to the right if } \alpha \text{ is negative}$$

The sine wave of (2.23) is said to 'lead' the sine wave $A \sin \omega t$ when α is positive and to 'lag' it when α is negative.

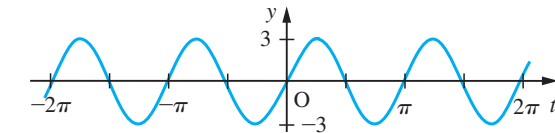
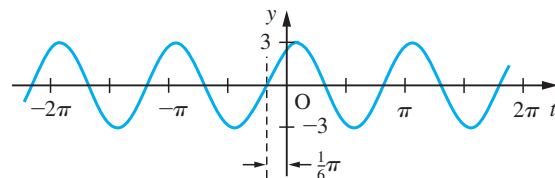
Example 2.43

Sketch the graph of $y = 3 \sin(2t + \frac{1}{3}\pi)$.

Solution

First we sketch the graph of $y = 3 \sin 2t$, which has amplitude 3 and period π , as shown in Figure 2.65(a). In this case $\alpha = \frac{1}{3}\pi$ and $\omega = 2$, so it follows that the graph of $y = 3 \sin(2t + \frac{1}{3}\pi)$ is obtained by moving the graph of $y = 3 \sin 2t$ horizontally to the left by $\frac{1}{6}\pi$ units. This is shown in Figure 2.65(b).

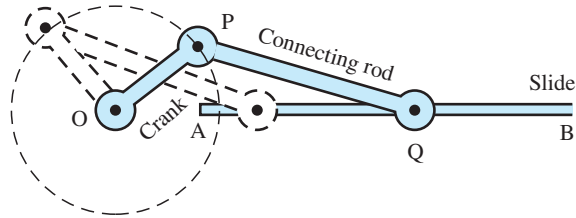
Figure 2.65

(a) $y = 3 \sin 2t$ (b) $y = 3 \sin(2t + \frac{1}{3}\pi)$

Example 2.44

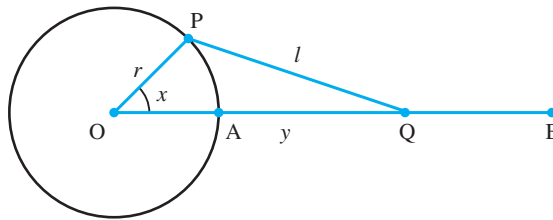
Consider the crank and connecting rod mechanism illustrated in Figure 2.66. Determine a functional relationship between the displacement of Q and the angle through which the crank OP has turned.

Figure 2.66
Crank and connecting rod mechanism.

**Solution**

As the crank OP rotates about O, the other end of the connecting rod moves backwards and forwards along the slide AB. The displacement of Q from its initial position depends on the angle through which the crank OP has turned. A mathematical model for the mechanism replaces the crank and connecting rod, which have thickness as well as length, by straight lines, which have length only, and we consider the motion of the point Q as the line OP rotates about O, with PQ fixed in length and Q constrained to move on the line AB, as shown in Figure 2.67. We can specify the dependence of Q on the angle of rotation of OP by using some elementary trigonometry. Labelling the length of OP as r units, the length of PQ as l units, the length of OQ as y units and the angle $\angle AOP$ as x radians, and applying the cosine formula gives

Figure 2.67
Model of crank and connecting rod.



$$l^2 = r^2 + y^2 - 2yr \cos x$$

which implies

$$\begin{aligned} (y - r \cos x)^2 &= l^2 - r^2 + r^2 \cos^2 x \\ &= l^2 - r^2 \sin^2 x \end{aligned}$$

and

$$y = r \cos x + \sqrt{l^2 - r^2 \sin^2 x}$$

Thus for any angle x we can calculate the corresponding value of y . We can represent this relationship by means of a graph, as shown in Figure 2.68.

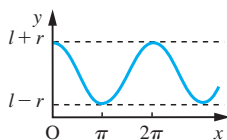


Figure 2.68



In MATLAB the circular functions are represented by $\sin(x)$, $\cos(x)$ and $\tan(x)$ respectively. (Note that MATLAB uses radians in function evaluation.) Also in MATLAB π (Pi in MAPLE) is a predefined variable representing the quantity π . As an example check that the commands

```
t = -2*pi : pi/90 : 2*pi;
y1 = sin(t); y2 = sin(2*t); y3 = sin(0.5*t);
plot(t, y1, '-', t, y2, '--', t, y3, '-.')
```

output the basic plots of Figure 2.64.

In symbolic form graphs may be produced using the *ezplot* command. Check that the commands

```
syms t
y = sym(3*sin(2*t + pi/3));
ezplot(y, [-2*pi, 2*pi] )
grid
```

produce the plot of Figure 2.65(b).

2.6.4 Trigonometric identities

Other circular functions are defined in terms of the three basic functions sine, cosine and tangent. In particular, we have

$$\sec x = \frac{1}{\cos x}, \quad \text{the } \mathbf{secant} \text{ function}$$

$$\operatorname{cosec} x = \frac{1}{\sin x}, \quad \text{the } \mathbf{cosecant} \text{ function}$$

$$\cot x = \frac{1}{\tan x}, \quad \text{the } \mathbf{cotangent} \text{ function}$$



In MATLAB these are determined by $\sec(x)$, $\operatorname{csc}(x)$ and $\cot(x)$ respectively.

From the basic definitions it is possible to deduce the following trigonometric identities relating the functions.

Triangle identities

$$\cos^2 x + \sin^2 x = 1 \quad (2.24a)$$

$$1 + \tan^2 x = \sec^2 x \quad (2.24b)$$

$$1 + \cot^2 x = \operatorname{cosec}^2 x \quad (2.24c)$$

The first of these follows immediately from the use of Pythagoras' theorem in a right-angled triangle with a unit hypotenuse. Dividing (2.24a) through by $\cos^2 x$ yields identity (2.24b), and dividing through by $\sin^2 x$ yields identity (2.24c).

Compound-angle identities

$$\sin(x + y) = \sin x \cos y + \cos x \sin y \quad (2.25a)$$

$$\sin(x - y) = \sin x \cos y - \cos x \sin y \quad (2.25b)$$

$$\cos(x + y) = \cos x \cos y - \sin x \sin y \quad (2.25c)$$

$$\cos(x - y) = \cos x \cos y + \sin x \sin y \quad (2.25d)$$

$$\tan(x + y) = \frac{\tan x + \tan y}{1 - \tan x \tan y} \quad (2.25e)$$

$$\tan(x - y) = \frac{\tan x - \tan y}{1 + \tan x \tan y} \quad (2.25f)$$

Sum and product identities

$$\sin x + \sin y = 2 \sin \frac{1}{2}(x + y) \cos \frac{1}{2}(x - y) \quad (2.26a)$$

$$\sin x - \sin y = 2 \sin \frac{1}{2}(x - y) \cos \frac{1}{2}(x + y) \quad (2.26b)$$

$$\cos x + \cos y = 2 \cos \frac{1}{2}(x + y) \cos \frac{1}{2}(x - y) \quad (2.26c)$$

$$\cos x - \cos y = -2 \sin \frac{1}{2}(x + y) \sin \frac{1}{2}(x - y) \quad (2.26d)$$

From identities (2.25a), (2.25c) and (2.25e) we can obtain the double-angle formulae.

$$\sin 2x = 2 \sin x \cos x \quad (2.27a)$$

$$\cos 2x = \cos^2 x - \sin^2 x \quad (2.27b)$$

$$= 2 \cos^2 x - 1 \quad (2.27c)$$

$$= 1 - 2 \sin^2 x \quad (2.27d)$$

$$\tan 2x = \frac{2 \tan x}{1 - \tan^2 x} \quad (2.27e)$$

(Writing $x = \theta/2$ we can obtain similar identities called half-angle formulae.)

Example 2.45

Express $\cos(\pi/2 + 2x)$ in terms of $\sin x$ and $\cos x$.

Solution Using identity (2.25c) we obtain

$$\cos(\pi/2 + 2x) = \cos \pi/2 \cos 2x - \sin \pi/2 \sin 2x$$

Since $\cos \pi/2 = 0$ and $\sin \pi/2 = 1$, we can simplify to obtain

$$\cos(\pi/2 + 2x) = -\sin 2x$$

Now using the double-angle formula (2.27a), we obtain

$$\cos(\pi/2 + 2x) = -2 \sin x \cos x$$

Example 2.46

Show that

$$\sin(A + B) + \sin(A - B) = 2 \sin A \cos B$$

and deduce that

$$\sin x + \sin y = 2 \sin \frac{1}{2}(x + y) \cos \frac{1}{2}(x - y)$$

Hence sketch the graph of $y = \sin 4x + \sin 2x$.

Solution Using identities (2.25a) and (2.25b) we have

$$\sin(A + B) = \sin A \cos B + \cos A \sin B$$

$$\sin(A - B) = \sin A \cos B - \cos A \sin B$$

Adding these two identities gives

$$\sin(A + B) + \sin(A - B) = 2 \sin A \cos B$$

Now setting $A + B = x$ and $A - B = y$, we see that $A = \frac{1}{2}(x + y)$ and $B = \frac{1}{2}(x - y)$ so that

$$\sin x + \sin y = 2 \sin \frac{1}{2}(x + y) \cos \frac{1}{2}(x - y)$$

which is identity (2.26a). (The identities (2.26b–d) can be proved in the same manner.)

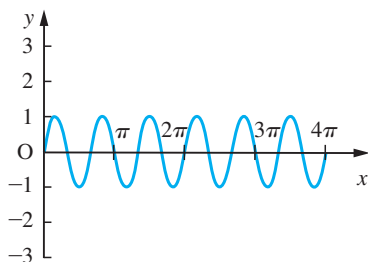
Applying the formula to

$$y = \sin 4x + \sin 2x$$

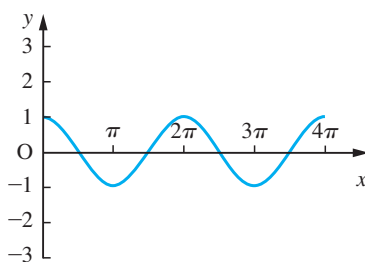
we obtain

$$y = 2 \sin 3x \cos x$$

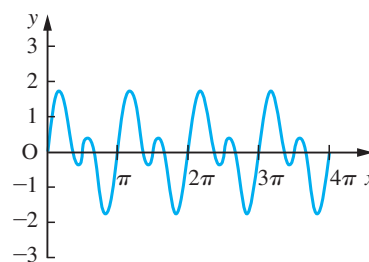
The graphs of $y = \sin 3x$ and $y = \cos x$ are shown in Figures 2.69(a) and (b). The combination of these two graphs yields Figure 2.69(c). This type of combination of oscillations in practical situations leads to the phenomena of ‘beats’.



(a)



(b)



(c)

Figure 2.69 (a) $y = \sin 3x$; (b) $y = \cos x$; (c) $y = 2 \sin 3x \cos x$.

The identities (2.26a–d) are useful for turning the sum or difference of sines and cosines into a product of sines and/or cosines in many problems. But the reverse process is also useful in others! So we summarize here the expressing of products as sums or differences.

$$\sin x \cos y = \frac{1}{2}[\sin(x + y) + \sin(x - y)] \quad (2.28a)$$

$$\cos x \sin y = \frac{1}{2}[\sin(x + y) - \sin(x - y)] \quad (2.28b)$$

$$\cos x \cos y = \frac{1}{2}[\cos(x + y) + \cos(x - y)] \quad (2.28c)$$

$$\sin x \sin y = -\frac{1}{2}[\cos(x + y) - \cos(x - y)] \quad (2.28d)$$

Note the minus sign before the bracket in (2.28d). Before the invention of calculating machines, these identities were used to perform multiplications. Commonly the mathematical tables used only tabulated the functions up to 45° to save space so that all four identities were used.

Example 2.47

Solve the equation $2 \cos^2 x + 3 \sin x = 3$ for $0 \leq x \leq 2\pi$.

Solution

First we express the equation in terms of $\sin x$ only. This can be done by eliminating $\cos^2 x$ using the identity (2.24a), giving

$$2(1 - \sin^2 x) + 3 \sin x = 3$$

which reduces to

$$2 \sin^2 x - 3 \sin x + 1 = 0$$

This is now a quadratic equation in $\sin x$, and it is convenient to write $\lambda = \sin x$, giving

$$2\lambda^2 - 3\lambda + 1 = 0$$

Factorizing then gives $(2\lambda - 1)(\lambda - 1) = 0$

leading to the two solutions $\lambda = \frac{1}{2}$ and $\lambda = 1$

We now return to the fact that $\lambda = \sin x$ to determine the corresponding values of x .

(i) If $\lambda = \frac{1}{2}$ then $\sin x = \frac{1}{2}$. Remembering that $\sin x$ is positive for x lying in the first and second quadrants and that $\sin \frac{1}{6}\pi = \frac{1}{2}$, we have two solutions corresponding to $\lambda = \frac{1}{2}$, namely $x = \frac{1}{6}\pi$ and $x = \frac{5}{6}\pi$.

(ii) If $\lambda = 1$ then $\sin x = 1$, giving the single solution $\lambda = \frac{1}{2}\pi$.

Thus there are three solutions to the given equation, namely

$$x = \frac{1}{6}\pi, \quad \frac{1}{2}\pi \quad \text{and} \quad \frac{5}{6}\pi$$

Example 2.48

The path of a projectile fired with speed V at an angle α to the horizontal is given by

$$y = x \tan \alpha - \frac{1}{2} \frac{gx^2}{V^2 \cos^2 \alpha}$$

(See Example 2.39 with $u = V \cos \alpha$, $v = V \sin \alpha$.)

For fixed V a family of trajectories, for various angles of projection α , is obtained, as shown in Figure 2.70. Find the condition for a point P with coordinates (X, Y) to lie beyond the reach of the projectile.

Solution

Given the coordinates (X, Y) , the possible angles α of launch are given by the roots of the equation

$$Y = X \tan \alpha - \frac{1}{2} \frac{gX^2}{V^2 \cos^2 \alpha}$$

Using the trigonometric identity

$$1 + \tan^2 \alpha = \frac{1}{\cos^2 \alpha}$$

gives

$$Y = X \tan \alpha - \frac{1}{2} \frac{gX^2}{V^2} (1 + \tan^2 \alpha)$$

Writing $T = \tan \alpha$, this may be rewritten as

$$(gX^2)T^2 - (2XV^2)T + (gX^2 + 2V^2Y) = 0$$

which is a quadratic equation in T . From (1.8), this equation will have two different real roots if

$$(2XV^2)^2 > 4(gX^2)(gX^2 + 2V^2Y)$$

but no real roots if

$$(2XV^2)^2 < 4(gX^2)(gX^2 + 2V^2Y)$$

Thus the point $P(X, Y)$ is 'safe' if

$$V^4 < g^2X^2 + 2gV^2Y$$

The critical case where the point (X, Y) lies on the curve

$$V^4 = g^2x^2 + 2gV^2y$$

gives us the so-called 'parabola of safety', with the safety region being that above this parabola

$$y = \frac{V^2}{2g} - \frac{gx^2}{2V^2}$$

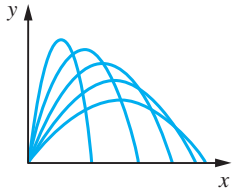


Figure 2.70
Trajectories for different launch angles.

2.6.5 Amplitude and phase

Often in engineering contexts we are concerned with vibrations of parts of a structure or machine. These vibrations are a response to a periodic external force and will

usually have the same frequency as that force. Usually, also, the response will lag behind the exciting force. Mathematically this is often represented by an external force of the form $F \sin \omega t$ with a response of the form $a \sin \omega t + b \cos \omega t$, where a and b are constants dependent on F , ω and the physical characteristics of the system. To find the size of the response we need to write it in the form $A \sin(\omega t + \alpha)$, where

$$A \sin(\omega t + \alpha) = a \sin \omega t + b \cos \omega t$$

This we can always do, as is illustrated in Example 2.49.

Example 2.49

Express $y = 4 \sin 3t - 3 \cos 3t$ in the form $y = A \sin(3t + \alpha)$.

Solution

To determine the appropriate values of A and α , we proceed as follows.

Using the identity (2.25a), we have

$$\begin{aligned} A \sin(3t + \alpha) &= A(\sin 3t \cos \alpha + \cos 3t \sin \alpha) \\ &= (A \cos \alpha) \sin 3t + (A \sin \alpha) \cos 3t \end{aligned}$$

Since this must equal the expression

$$4 \sin 3t - 3 \cos 3t$$

for all values of t , the respective coefficients of $\sin 3t$ and $\cos 3t$ must be the same in both expressions, so that

$$4 = A \cos \alpha \tag{2.29}$$

and

$$-3 = A \sin \alpha \tag{2.30}$$

The angle α is shown in Figure 2.71. By Pythagoras' theorem,

$$A = \sqrt{(16 + 9)} = 5$$

and clearly

$$\tan \alpha = -\frac{3}{4}$$

The value of α may now be determined using a calculator. However, care must be taken to ensure that the correct quadrant is chosen for α . Since A is taken to be positive, it follows from Figure 2.71 that α lies in the fourth quadrant. Thus, using a calculator, we have $\alpha = -0.64$ rad and

$$y = 4 \sin 3t - 3 \cos 3t = 5 \sin(3t - 0.64)$$

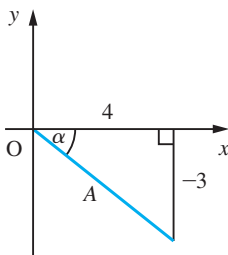


Figure 2.71
The angle α .



Using the Symbolic Math Toolbox in MATLAB, commands such as *expand* and *simplify* may be used to manipulate trigonometric functions, and the command *solve* may be used to solve trigonometric equations (these commands have been introduced earlier). Some illustrations are:

- (a) The commands

```
syms x y
expand(cos(x + y))
```

return

```
cos(x)cos(y) - sin(x)sin(y)
```

- (b) The commands

```
syms x
simplify(cos(x)^2 + sin(x)^2)
```

return

```
1
```

- (c) The commands

```
syms x
simplify(cos(x)^2 - sin(x)^2)
```

return

```
cos(2*x)
```

- (d) The commands

```
syms x
solve(2*cos(x)^2 + 3*sin(x) == 3)
```

return

```
s = 1/2*pi
    1/6*pi
    5/6*pi
```

confirming the answer obtained in Example 2.47.

If numeric answers are required then use the command

```
double(s)
```

to obtain

```
s = 1.5708
    0.5236
    2.6180
```

2.6.6 Exercises



Check your answers using MATLAB whenever possible.

55 Copy and complete the table in Figure 2.72.

degrees	0	30		60			150	
radians			$\pi/4$		$\pi/2$	$2\pi/3$		π
degrees	210	225	240	270	300	315	330	
radians								2π

Figure 2.72 Conversion table: degrees to radians.

56 Sketch for $-3\pi \leq x \leq 3\pi$ the graphs of

(a) $y = \sin 2x$ (b) $y = \sin \frac{1}{2}x$

(c) $y = \sin^2 x$ (d) $y = \sin x^2$

(e) $y = \frac{1}{\sin x}$ ($x \neq n\pi$, $n = 0, \pm 1, \pm 2, \dots$)

(f) $y = \sin\left(\frac{1}{x}\right)$ ($x \neq 0$)

57 Solve the following equations for $0 \leq x \leq 2\pi$:

(a) $3 \sin^2 x + 2 \sin x - 1 = 0$

(b) $4 \cos^2 x + 5 \cos x + 1 = 0$

(c) $2 \tan^2 x - \tan x - 1 = 0$

(d) $\sin 2x = \cos x$

58 By referring to an equilateral triangle, show that $\cos \frac{1}{3}\pi = \frac{1}{2}\sqrt{3}$ and $\tan \frac{1}{6}\pi = \frac{1}{3}\sqrt{3}$, and find values for $\sin \frac{1}{3}\pi$, $\tan \frac{1}{3}\pi$, $\cos \frac{1}{6}\pi$ and $\sin \frac{1}{6}\pi$. Hence, using the double-angle formulae, find $\sin \frac{1}{12}\pi$, $\cos \frac{1}{12}\pi$ and $\tan \frac{1}{12}\pi$. Using appropriate properties (see Section 2.6), calculate

(a) $\sin \frac{2}{3}\pi$ (b) $\tan \frac{7}{6}\pi$ (c) $\cos \frac{11}{6}\pi$

(d) $\sin \frac{5}{12}\pi$ (e) $\cos \frac{7}{12}\pi$ (f) $\tan \frac{11}{12}\pi$

59 Given $s = \sin \theta$, where $\frac{1}{2}\pi < \theta < \pi$, find, in terms of s ,

(a) $\cos \theta$ (b) $\sin 2\theta$

(c) $\sin 3\theta$ (d) $\sin \frac{1}{2}\theta$

60 Show that

$$\frac{1 + \sin 2\theta + \cos 2\theta}{1 + \sin 2\theta - \cos 2\theta} = \cot \theta$$

61 Given $t = \tan \frac{1}{2}x$, prove that

(a) $\sin x = \frac{2t}{1+t^2}$

(b) $\cos x = \frac{1-t^2}{1+t^2}$

(c) $\tan x = \frac{2t}{1-t^2}$

Hence solve the equation

$$2 \sin x - \cos x = 1$$

62 In each of the following, the value of one of the six circular functions is given. Without using a calculator, find the values of the remaining five.

(a) $\sin x = \frac{1}{2}$ (b) $\cos x = -\frac{1}{2}\sqrt{3}$

(c) $\tan x = -1$ (d) $\sec x = \sqrt{2}$

(e) $\operatorname{cosec} x = -2$ (f) $\cot x = \sqrt{3}$

63 Express as a product of sines and/or cosines

(a) $\sin 3\theta + \sin \theta$ (b) $\cos \theta - \cos 2\theta$

(c) $\cos 5\theta + \cos 2\theta$ (d) $\sin \theta - \sin 2\theta$

64 Express as a sum or difference of sines or cosines

(a) $\sin 3\theta \sin \theta$ (b) $\sin 3\theta \cos \theta$

(c) $\cos 3\theta \sin \theta$ (d) $\cos 3\theta \cos \theta$

65 Express in the forms $r \cos(\theta - \alpha)$ and $r \sin(\theta - \beta)$

(a) $\sqrt{3} \sin \theta - \cos \theta$ (b) $\sin \theta - \cos \theta$

(c) $\sin \theta + \cos \theta$ (d) $2 \cos \theta + 3 \sin \theta$

66 Show that $-\frac{3}{2} \leq 2 \cos x + \cos 2x \leq 3$ for all x , and determine those values of x for which the equality holds. Plot the graph of $y = 2 \cos x + \cos 2x$ for $0 \leq x \leq 2\pi$.

2.6.7 Inverse circular (trigonometric) functions

Considering the inverse of the trigonometric functions, it follows from the definition given in (2.4) that the inverse sine function $\sin^{-1}x$ (also sometimes denoted by $\arcsin x$) is such that

$$\text{if } y = \sin^{-1}x \text{ then } x = \sin y$$

Here x should not be interpreted as an angle – rather $\sin^{-1}x$ represents the angle whose sine is x . Applying the procedures for obtaining the graph of the inverse function given previously (see Section 2.2.3 to the graph of $y = \sin x$ (Figure 2.55)) leads to the graph shown in Figure 2.73(a). As we explained in Example 2.8, when considering the inverse of $y = x^2$, the graph of Figure 2.73(a) is not representative of a function, since for each value of x in the domain $-1 \leq x \leq 1$ there are an infinite number of image values (as indicated by the points of intersection of the dashed vertical line with the graph). To overcome this problem, we restrict the range of the inverse function $\sin^{-1}x$ to $-\frac{1}{2}\pi \leq \sin^{-1}x \leq \frac{1}{2}\pi$ and define the inverse sine function by

$$\text{if } y = \sin^{-1}x \text{ then } x = \sin y, \text{ where } -\frac{1}{2}\pi \leq y \leq \frac{1}{2}\pi \text{ and } -1 \leq x \leq 1 \quad (2.31)$$

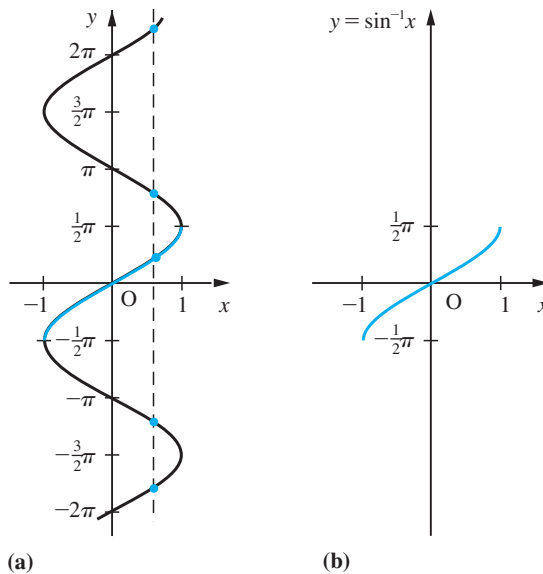
The corresponding graph is shown in Figure 2.73(b).

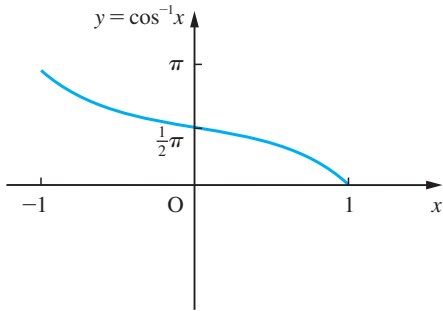
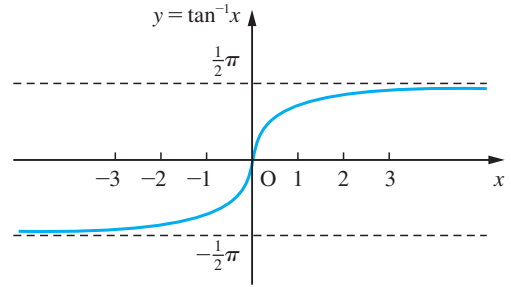
Similarly, in order to define the inverse cosine and inverse tangent functions $\cos^{-1}x$ and $\tan^{-1}x$ (also sometimes denoted by $\arccos x$ and $\arctan x$), we have to restrict the ranges. This is done according to the following definitions:

$$\text{if } y = \cos^{-1}x \text{ then } x = \cos y, \text{ where } 0 \leq y \leq \pi \text{ and } -1 \leq x \leq 1 \quad (2.32)$$

$$\text{if } y = \tan^{-1}x \text{ then } x = \tan y, \text{ where } -\frac{1}{2}\pi < y < \frac{1}{2}\pi \text{ and } x \text{ is any real number} \quad (2.33)$$

Figure 2.73
Graph of $\sin^{-1}x$.



Figure 2.74 Graph of $\cos^{-1}x$.Figure 2.75 Graph of $\tan^{-1}x$.

The corresponding graphs of $y = \cos^{-1}x$ and $y = \tan^{-1}x$ are shown in Figures 2.74 and 2.75, respectively.

In some books (2.31)–(2.33) are called the *principal values* of the inverse functions. A calculator will automatically give these values.

Example 2.50

Evaluate $\sin^{-1}x$, $\cos^{-1}x$, $\tan^{-1}x$ where (a) $x = 0.35$ and (b) $x = -0.7$, expressing the answers correct to 4dp.

Solution (a) $\sin^{-1}(0.35)$ is the angle α which lies between $-\pi/2$ and $+\pi/2$ and is such that $\sin \alpha = 0.35$. Using a calculator we have

$$\sin^{-1}(0.35) = 0.3576 \text{ (4dp)} = 0.1138\pi$$

which clearly lies between $-\pi/2$ and $+\pi/2$.

$\cos^{-1}(0.35)$ is the angle β which lies between 0 and π and is such that $\cos \beta = 0.35$. Using a calculator we obtain

$$\cos^{-1}(0.35) = 1.2132 \text{ (4dp)} = 0.3862\pi$$

which lies between 0 and π .

$\tan^{-1}(0.35)$ is the angle γ which lies between $-\pi/2$ and $+\pi/2$ and is such that $\tan \gamma = 0.35$. Using a calculator we have

$$\tan^{-1}(0.35) = 0.3367 \text{ (4dp)} = 0.1072\pi$$

which lies in the correct range of values.

Notice that

$$\frac{\sin^{-1}(0.35)}{\cos^{-1}(0.35)} \neq \tan^{-1}(0.35)$$

(b) $\sin^{-1}(-0.7)$ is the angle α which lies between $-\pi/2$ and $+\pi/2$ and is such that $\sin \alpha = -0.7$. Again using a calculator we obtain

$$\sin^{-1}(-0.7) = -0.7754 \text{ (4dp)}$$

which lies in the correct range of values.

$\cos^{-1}(-0.7)$ is the angle β which lies between 0 and π and is such that $\cos \beta = -0.7$.

Thus $\beta = 2.3462$, which lies in the second quadrant as expected.

$\tan^{-1}(-0.7)$ is the angle γ which lies between $-\pi/2$ and $+\pi/2$ and is such that $\tan \gamma = -0.7$. Thus $\gamma = -0.6107$, lying in the fourth quadrant, as expected.

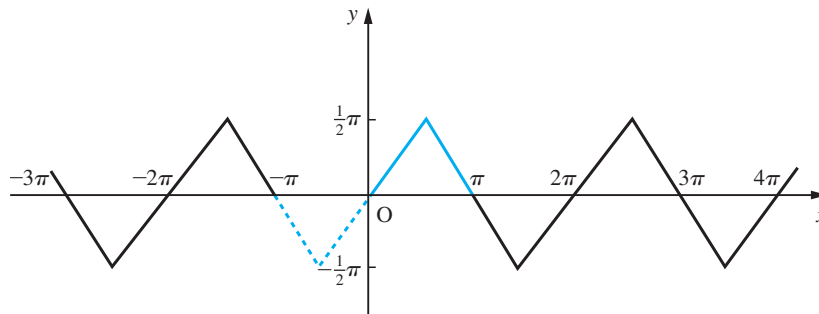
Example 2.51

Sketch the graph of the function $y = \sin^{-1}(\sin x)$.

Solution

Before beginning to sketch the graph we need to examine the algebraic properties of the function. Because of the way \sin^{-1} is defined we know that for $-\pi/2 \leq x \leq \pi/2$, $\sin^{-1}(\sin x) = x$. (The function $\sin^{-1}x$ *strictly* is the inverse function of $\sin x$ with the restricted domain $-\pi/2 \leq x \leq \pi/2$.) We also know that $\sin x$ is an odd function, so that $\sin(-x) = -\sin x$. This implies that $\sin^{-1}x$ is an odd function. In fact, this is obvious from its graph (Figure 2.73(b)). Thus, $\sin^{-1}(\sin x)$ is an odd function. Lastly, since $\sin x$ is a periodic function with period 2π we conclude that $\sin^{-1}(\sin x)$ is also a periodic function of period 2π . Thus, if we can sketch the graph between 0 and π , we can obtain the graph between $-\pi$ and 0 by antisymmetry about $x = 0$ and the whole graph by periodicity elsewhere. Using Figures 2.73(a) and 2.73(b) we can obtain the graph of the function for $0 \leq x \leq \pi$, as shown in Figure 2.76 (blue). The graph between $-\pi$ and 0 is obtained by antisymmetry about the origin, as shown with the dashed line in Figure 2.76, and the whole graph is obtained making use of the piece between $-\pi$ and $+\pi$ and periodicity.

Figure 2.76
Graph of
 $y = \sin^{-1}(\sin x)$.



2.6.8 Polar coordinates

In some applications the position of a point P in a plane is represented by its distance r from a fixed point O and the angle θ that the line joining P to O makes with some fixed direction. The pair (r, θ) determine the point uniquely and are called the **polar coordinates** of P . If polar coordinates are chosen, sharing the same origin O as rectangular cartesian coordinates and with the angle θ measured from the direction of the Ox axis, then, as can be seen from Figure 2.77, the polar coordinates (r, θ) and the cartesian coordinates (x, y) of a point are related by

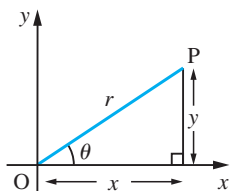


Figure 2.77

$$x = r \cos \theta, \quad y = r \sin \theta$$

(2.34)

and also

$$r = \sqrt{(x^2 + y^2)}, \quad \tan \theta = \frac{y}{x}$$

Note that the origin does not have a well-defined θ . Some care must be taken when evaluating θ using the above formula to ensure that it is located in the correct quadrant. The angle $\tan^{-1}(y/x)$ obtained from tables or a calculator will usually lie between $\pm\frac{1}{2}\pi$ and will give the correct value of θ if P lies in the first or fourth quadrant. If P lies in the second or third quadrant then $\theta = \tan^{-1}(y/x) + \pi$. It is sensible to use the values of $\sin \theta$ and $\cos \theta$ to check that θ lies in the correct quadrant.

Note that the angle θ is positive when measured in an anticlockwise direction and negative when measured in a clockwise direction. Many calculators have rectangular (cartesian) to polar conversion and vice versa.

Example 2.52

- (a) Find the polar coordinates of the points whose cartesian coordinates are (1, 2), (-1, 3), (-1, -1), (1, -2), (1, 0), (0, 2), (0, -2).
- (b) Find the cartesian coordinates of the points whose polar coordinates are (3, $\pi/4$), (2, $-\pi/6$), (2, $-\pi/2$), (5, $3\pi/4$).

Solution (a) Using the formula (2.34) we see that

$$(x = 1, y = 2) \equiv (r = \sqrt{5}, \theta = \tan^{-1}(2/1) = 1.107)$$

$$(x = -1, y = 3) \equiv (r = \sqrt{10}, \theta = 1.893)$$

$$(x = -1, y = -1) \equiv (r = \sqrt{2}, \theta = 5\pi/4)$$

$$(x = 1, y = -2) \equiv (r = \sqrt{5}, \theta = -1.107)$$

$$(x = 1, y = 0) \equiv (r = 1, \theta = 0)$$

$$(x = 0, y = 2) \equiv (r = 2, \theta = \pi/2)$$

$$(x = 0, y = -2) \equiv (r = 2, \theta = -\pi/2)$$

(Here answers, where appropriate, are given to 3dp.)

(b) Using the formula (2.34) we see that

$$(r = 3, \theta = \pi/4) \equiv (x = 3/\sqrt{2}, y = 3/\sqrt{2})$$

$$(r = 2, \theta = -\pi/6) \equiv (x = \sqrt{3}, y = -1)$$

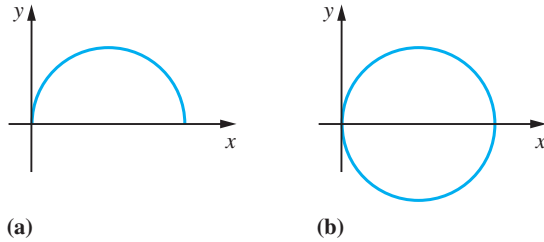
$$(r = 2, \theta = -\pi/2) \equiv (x = 0, y = -2)$$

$$(r = 5, \theta = 3\pi/4) \equiv (x = -5/\sqrt{2}, y = 5/\sqrt{2})$$

To plot a curve specified using polar coordinates we first look for any features, for example symmetry, which would reduce the amount of calculation, and then we draw up a table of values of r against values of θ . This is a tedious process and we usually use a graphics calculator or a computer package to perform the task. There are, however, different conventions in use about polar plotting. Some packages are designed to

Figure 2.78

(a) $r = 2a \cos \theta$,
 $0 \leq \theta \leq \pi$, $r \geq 0$;
 (b) $r = 2a \cos \theta$,
 $0 \leq \theta \leq \pi$,
 r unrestricted.



plot only points where r is positive, so that plotting $r = 2a \cos \theta$ for $0 \leq \theta \leq \pi$ would yield Figure 2.78(a) while other packages plot negative values of r , treating r as a number line, so that $r = 2a \cos \theta$ for $0 \leq \theta \leq \pi$ yields Figure 2.78(b).

Example 2.53

Express the equation of the circle

$$(x - a)^2 + y^2 = a^2$$

in polar form.

Solution

Expanding the squared term, the equation of the given circle becomes

$$x^2 + y^2 - 2ax = 0$$

Using the relationships (2.34), we have

$$r^2(\cos^2\theta + \sin^2\theta) - 2ar \cos \theta = 0$$

Using the trigonometric identity (2.24a),

$$r(r - 2a \cos \theta) = 0, \quad -\pi/2 < \theta \leq \pi/2$$

Since $r = 0$ gives the point $(0, 0)$, we can ignore this, and the equation of the circle becomes

$$r = 2a \cos \theta, \quad -\pi/2 < \theta \leq \pi/2$$

Example 2.54

Sketch the curve whose polar equation is $r = 1 + \cos \theta$.

Solution

The simplest approach when sketching a curve given in polar coordinate form is to draw up a table of values as in Figure 2.79.

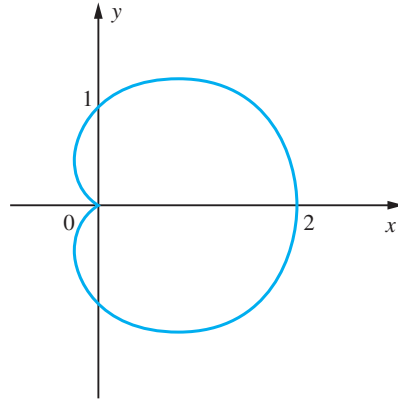
Figure 2.79

Table of values for
 $r = 1 + \cos \theta$.

θ	0	15	30	45	60	75	90	105	120	135	150	165	180
r	2	1.97	1.87	1.71	1.50	1.26	1	0.74	0.50	0.29	0.13	0.03	0

Because it is difficult to measure angles accurately it is easier to convert these values into the cartesian coordinate values using (2.34) when polar coordinate graph paper is not available. The sketch of the curve, a cardioid, is shown in Figure 2.80. Here we have made use of the symmetry of the curve about the line $\theta = 0$, that is the line $y = 0$.

Figure 2.80
The cardioid
 $r = 1 + \cos \theta$.



In MATLAB the inverse circular functions $\sin^{-1}(x)$, $\cos^{-1}(x)$ and $\tan^{-1}(x)$ are denoted by $\text{asin}(x)$, $\text{acos}(x)$ and $\text{atan}(x)$ respectively. Using the graphical commands given earlier (see Section 2.2.1), check the graphs of Figures 2.71–2.74.

Symbolically a plot of the polar curve $r = f(\theta)$ is obtained using the command $\text{ezpolar}(f)$, over the default domain $0 < \theta < 2\pi$, whilst the command $\text{ezpolar}(f, [a, b])$ plots the curve over the domain $a < \theta < b$. Check that the commands

```
syms theta
r = 1 + cos(theta);
ezpolar(r)
```

plot the graph of the cardioid in Example 2.54.

2.6.9 Exercises

67 Evaluate



- (a) $\sin^{-1}(0.5)$ (b) $\sin^{-1}(-0.5)$
(c) $\cos^{-1}(0.5)$ (d) $\cos^{-1}(-0.5)$
(e) $\tan^{-1}(\sqrt{3})$ (f) $\tan^{-1}(-\sqrt{3})$

68 Sketch the graph of the functions



- (a) $y = \sin^{-1}(\cos x)$
(b) $y = \cos^{-1}(\sin x)$
(c) $y = \cos^{-1}(\cos x)$
(d) $y = \cos^{-1}(\cos x) - \sin^{-1}(\sin x)$

69 If $\tan^{-1}x = \alpha$ and $\tan^{-1}y = \beta$, show that

$$\tan(\alpha + \beta) = \frac{x + y}{1 - xy}$$

Deduce that

$$\tan^{-1}x + \tan^{-1}y = \tan^{-1}\left(\frac{x + y}{1 - xy}\right) + k\pi$$

where $k = -1, 0, 1$ depending on the values of x and y .

70

Sketch the curve with polar form



$$r = 1 + 2 \cos \theta$$

71

Sketch the curve whose polar form is



$$r = 1/(1 + 2 \cos \theta)$$

Show that its cartesian form is

$$3x^2 - 4x - y^2 + 1 = 0$$

2.7 Exponential, logarithmic and hyperbolic functions

The members of this family of functions are closely interconnected. They occur in widely varied applications, from heat transfer analysis to bridge design, from transmission line modelling to the production of chemicals. Historically the exponential and logarithmic functions arose in very different contexts, the former in the calculation of compound interest and the latter in computational mathematics, but, as often happens in mathematics, the discoveries in specialized areas of applicable mathematics have found applications widely elsewhere. This is particularly true in engineering where exponential functions and their applications abound.

2.7.1 Exponential functions

Functions of the type $f(x) = a^x$ where a is a positive constant (and x is the independent variable as usual) are called **exponential functions**.

The graphs of the exponential functions, shown in Figure 2.81, are similar. By a simple scaling of the x axis, we can obtain the same graphs for $y = 2^x$, $y = 3^x$ and $y = 4^x$, as shown in Figure 2.82. The reason for this is that we can write $3^x = 2^{kx}$ where $k \approx 1.585$ and $4^x = 2^{2x}$. Thus all exponential functions can be expressed in terms of one exponential function. The standard exponential function that is used is $y = e^x$, where e is a special number approximately equal to

$$2.718\ 281\ 828\ 459\ 045\ 2\dots$$

Figure 2.81
Graphs of exponential functions.

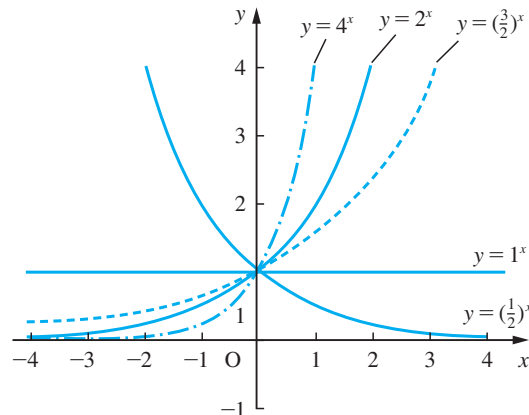


Figure 2.82
Scaled graphs of exponential functions.

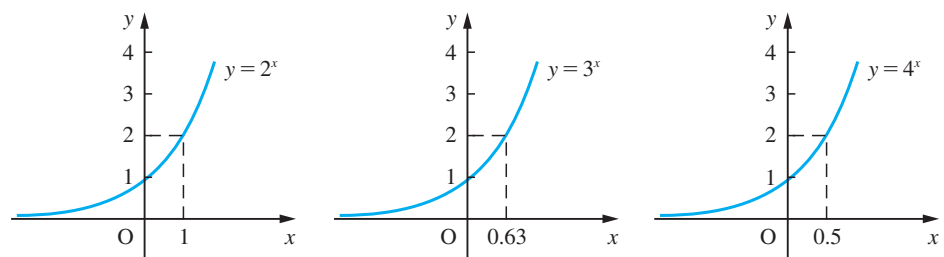
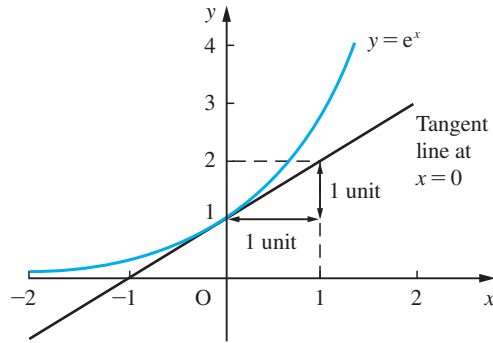


Figure 2.83
The standard
exponential
function $y = e^x$.



This number e is chosen because the graph of $y = e^x$ (Figure 2.83) has the property that the slope of the tangent at any point on the curve is equal to the value of the function at that point. We shall discuss this property again later (see Section 8.3.12).

We note that the following properties are satisfied by the exponential function:

$$e^{x_1}e^{x_2} = e^{x_1+x_2} \quad (2.35a)$$

$$e^{x+c} = e^x e^c = Ae^x, \quad \text{where } A = e^c \quad (2.35b)$$

$$\frac{e^{x_1}}{e^{x_2}} = e^{x_1-x_2} \quad (2.35c)$$

$$e^{kx} = (e^k)^x = a^x, \quad \text{where } a = e^k \quad (2.35d)$$

Often e^x is written as $\exp x$ for clarity when 'x' is a complicated expression. For example,

$$e^{(x+1)/(x+2)} = \exp\left(\frac{x+1}{x+2}\right)$$

Example 2.55

A tank is initially filled with 1000 litres of brine containing 0.25 kg of salt/litre. Fresh brine containing 0.5 kg of salt/litre flows in at a rate of 3 litres per second and a uniform mixture flows out at the same rate. The quantity $Q(t)$ kg of salt in the tank t seconds later is given by

$$Q(t) = A + Be^{-3t/1000}$$

Find the values of A and B and sketch a graph of $Q(t)$. Use the graph to estimate the time taken for $Q(t)$ to achieve the value 375.

Solution

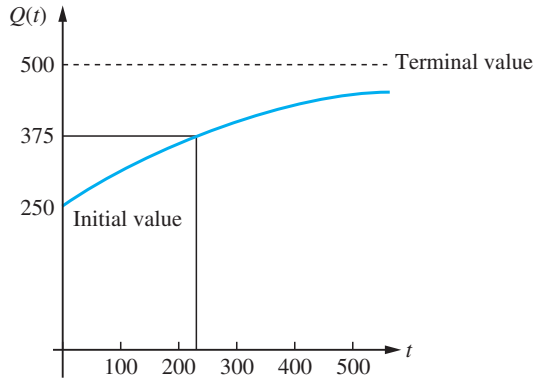
Initially there is 1000×0.25 kg of salt in the tank, so $Q(0) = 250$. Ultimately the brine in the tank will contain 0.5 kg of salt/litre, so the terminal value of Q will be 500. The terminal value of $A + Be^{-3t/1000}$ is A , so we deduce $A = 500$. From initial data we have

$$250 = 500 + Be^0$$

and since $e^0 = 1$, $B = -250$ and

$$Q(t) = 500 - 250e^{-3t/1000}$$

Figure 2.84
The timeline of $Q(t)$.



The graph of $Q(t)$ is shown in Figure 2.84. From the graph, an estimate for the time taken for $Q(t)$ to achieve the value 375 is 234 seconds. From the formula this gives $Q(234) = 376.1$. Investigating values near $t = 234$ using a calculator gives the more accurate time of 231 seconds.

Example 2.56

The temperature T of a body cooling in an environment, whose unknown ambient temperature is α , is given by

$$T(t) = \alpha + (T_0 - \alpha)e^{-kt}$$

where T_0 is the initial temperature of the body and k is a physical constant. To determine the value of α , the temperature of the body is recorded at two times, t_1 and t_2 , where $t_2 = 2t_1$ and $T(t_1) = T_1$, $T(t_2) = T_2$. Show that

$$\alpha = \frac{T_0 T_2 - T_1^2}{T_2 - 2T_1 + T_0}$$

Solution From the formula for $T(t)$ we have

$$T_1 - \alpha = (T_0 - \alpha)e^{-kt_1}$$

and

$$T_2 - \alpha = (T_0 - \alpha)e^{-2kt_1}$$

Squaring the first of these two equations and then dividing by the second gives

$$\frac{(T_1 - \alpha)^2}{T_2 - \alpha} = \frac{(T_0 - \alpha)^2 e^{-2kt_1}}{(T_0 - \alpha)e^{-2kt_1}}$$

This simplifies to

$$(T_1 - \alpha)^2 = (T_2 - \alpha)(T_0 - \alpha)$$

Multiplying out both sides, we obtain

$$T_1^2 - 2\alpha T_1 + \alpha^2 = T_0 T_2 - (T_0 + T_2)\alpha + \alpha^2$$

which gives

$$(T_0 - 2T_1 + T_2)\alpha = T_0T_2 - T_1^2$$

Hence the result.

2.7.2 Logarithmic functions

From the graph of $y = e^x$, given in Figure 2.83, it is clear that it is a one-to-one function, so that its inverse function is defined. This inverse is called the **natural logarithm** function and is written as

$$y = \ln x$$

(In some textbooks it is written as $\log_e x$, while in many pure mathematics books it is written simply as $\log x$.) Using the procedures given earlier (see Section 2.2.3), its graph can be drawn as in Figure 2.85. From the definition we have

$$\text{if } y = e^x \text{ then } x = \ln y \quad (2.36)$$

which implies that

$$\ln e^x = x, \quad e^{\ln y} = y$$

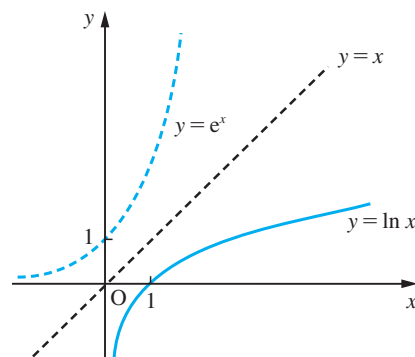
In the same way as there are many exponential functions ($2^x, 3^x, 4^x, \dots$), there are also many logarithmic functions. In general,

$$y = a^x \text{ gives } x = \log_a y \quad (2.37)$$

which can be expressed verbally as ‘ x equals log to base a of y ’. (Note that $\log_{10} x$ is often written, except in advanced mathematics books, simply as $\log x$.) Recalling that $a^x = e^{kx}$ for some constant k , we see now that $a^x = (e^k)^x$, so that $a = e^k$ and $k = \ln a$.

From the definition of $\log_a x$ it follows that

Figure 2.85
Graph of $y = \ln x$.



$$\log_a(x_1x_2) = \log_ax_1 + \log_ax_2 \quad (2.38a)$$

$$\log_a\left(\frac{x_1}{x_2}\right) = \log_ax_1 - \log_ax_2 \quad (2.38b)$$

$$\log_ax^n = n \log_ax \quad (2.38c)$$

$$x = a^{\log_ax} \quad (2.38d)$$

$$y^x = a^{x \log_a y} \quad (2.38e)$$

$$\log_ax = \frac{\log_b x}{\log_b a} \quad (2.38f)$$

Example 2.57

- (a) Evaluate $\log_2 32$.
- (b) Simplify $\frac{1}{3} \log_2 8 - \log_2 \frac{2}{7}$.
- (c) Expand $\ln\left(\frac{\sqrt{(10x)}}{y^2}\right)$.
- (d) Use the change of base formula (2.36f) to evaluate $\frac{\log_{10} 32}{\log_{10} 2}$.
- (e) Evaluate $\frac{\log_3 x}{\log_9 x}$.

Solution

(a) Since $32 = 2^5$, $\log_2 32 = \log_2 2^5 = 5 \log_2 2 = 5$, since $\log_2 2 = 1$.

(b) $\frac{1}{3} \log_2 8 - \log_2 \frac{2}{7} = \log_2 8^{1/3} - \log_2 \frac{2}{7}$
 $= \log_2 2 - [\log_2 2 - \log_2 7] = \log_2 7$

(c) $\ln\left(\frac{\sqrt{(10x)}}{y^2}\right) = \ln(\sqrt{(10x)}) - \ln(y^2) = \frac{1}{2} \ln(10x) - 2 \ln y$
 $= \frac{1}{2} \ln(10) + \frac{1}{2} \ln x - 2 \ln y$

(d) $\log_{10} 32 = \log_2 32 \log_{10} 2$, hence

$$\frac{\log_{10} 32}{\log_{10} 2} = \log_2 32 = \log_2 2^5 = 5 \log_2 2 = 5$$

(e) $\log_9 x = \log_3 x \log_9 3$, so that

$$\frac{\log_3 x}{\log_9 x} = \frac{\log_3 x}{\log_3 x \log_9 3} = \frac{1}{\log_9 3}$$

But $3 = 9^{1/2}$ so that $\log_9 3 = \log_9 9^{1/2} = \frac{1}{2} \log_9 9 = \frac{1}{2}$, hence

$$\frac{\log_3 x}{\log_9 x} = 2$$

Despite the fact that these functions occur widely in engineering analysis, they first occurred in computational mathematics. Property (2.38a) transforms the problem of multiplying two numbers to that of adding their logarithms. The widespread use of scientific calculators has now made the computational application of logarithms largely irrelevant. They are, however, still used in the analysis of experimental data.



In MATLAB the exponential and logarithmic functions are represented by

exponential: $\exp(x)$
 natural logarithm \ln : $\log(x)$
 logarithm to base 10: $\log_{10}(x)$

The command $\log_2(x)$ is also used for logarithms to the base two.

2.7.3 Exercises



Check your answers using MATLAB whenever possible.

72

Simplify

(a) $(e^2)^3 + e^2 \cdot e^3 + (e^3)^2$ (b) e^{7x}/e^{3x}

(c) $(e^3)^2$ (d) $\exp(3^2)$ (e) $\sqrt{(e^x)}$

(c) $1.5 \ln 9 - 2 \ln 6$

(d) $2 \ln(2/3) - \ln(8/9)$

73

Sketch the graphs of $y = e^{-2x}$ and $y = e^{-x^2}$ on the same axes. Note that $(e^{-x})^2 \neq e^{-x^2}$.

77

Simplify (a) $\exp\left\{\frac{1}{2} \ln\left[\frac{1-x}{1+x}\right]\right\}$ (b) $e^{2 \ln x}$

74

Find the following logarithms *without* using a calculator:

(a) $\log_2 8$ (b) $\log_2 \frac{1}{4}$

(c) $\log_2 \frac{1}{\sqrt{2}}$ (d) $\log_3 81$

(e) $\log_9 3$ (f) $\log_4 0.5$

78

Sketch carefully the graphs of the functions

(a) $y = 2^x$, $y = \log_2 x$ (on the same axes)

(b) $y = e^x$, $y = \ln x$ (on the same axes)

(c) $y = 10^x$, $y = \log x$ (on the same axes)

75

Express in terms of $\ln x$ and $\ln y$

(a) $\ln(x^2 y)$ (b) $\ln \sqrt{xy}$ (c) $\ln(x^5 y^2)$

79

Sketch the graph of $y = e^{-x} - e^{-2x}$. Prove that the maximum of y is $\frac{1}{4}$ and find the corresponding value of x . Find the two values of x corresponding to $y = \frac{1}{40}$.

76

Express as a single logarithm

(a) $\ln 14 - \ln 21 + \ln 6$

(b) $4 \ln 2 - \frac{1}{2} \ln 25$

80

Express $\ln y$ as simply as possible when

$$y = \frac{(x^2 + 1)^{3/2}}{(x^4 + 1)^{1/3}(x^4 + 4)^{1/5}}$$

2.7.4 Hyperbolic functions

In applications, certain combinations of exponential functions recur many times and these combinations are given special names. For example, the mathematical model for the steady state heat transfer in a straight bar leads to an expression for the temperature $T(x)$ at a point distance x from one end, given by

$$T(x) = \frac{T_0(e^{m(l-x)} - e^{-m(l-x)}) + T_1(e^{mx} - e^{-mx})}{e^{ml} - e^{-ml}}$$

where l is the total length of the bar, T_0 and T_1 are the temperatures at the ends and m is a physical constant. To simplify such expressions a family of functions, called the **hyperbolic** functions, is defined as follows:

$$\begin{aligned} \cosh x &= \frac{1}{2}(e^x + e^{-x}), & \text{the hyperbolic cosine} \\ \sinh x &= \frac{1}{2}(e^x - e^{-x}), & \text{the hyperbolic sine} \\ \tanh x &= \frac{\sinh x}{\cosh x}, & \text{the hyperbolic tangent} \end{aligned}$$

The abbreviation \cosh comes from the original Latin name *cosinus hyperbolicus*; similarly \sinh and \tanh . If x is real the whole curve $y = \cosh x$ lies above the x axis and so $\cosh x$ is never zero.

Thus, the expression for $T(x)$ becomes

$$T(x) = \frac{T_0 \sinh m(l-x) + T_1 \sinh mx}{\sinh ml}$$

The reason for the names of these functions is geometric. They bear the same relationship to the hyperbola as the circular functions do to the circle, as shown in Figure 2.86.

Following the pattern of the circular or trigonometric functions, other hyperbolic functions are defined as follows:

$$\begin{aligned} \operatorname{sech} x &= \frac{1}{\cosh x}, & \text{the hyperbolic secant} \\ \operatorname{cosech} x &= \frac{1}{\sinh x} \quad (x \neq 0), & \text{the hyperbolic cosecant} \\ \operatorname{coth} x &= \frac{1}{\tanh x} \quad (x \neq 0), & \text{the hyperbolic cotangent} \end{aligned}$$

The graphs of $\sinh x$, $\cosh x$ and $\tanh x$ are shown in Figure 2.87, where the black dashed lines indicate asymptotes.

Figure 2.86

The analogy between circular and hyperbolic functions. The circle has parametric equations $x = \cos \theta$, $y = \sin \theta$. The hyperbola has parametric equations $x = \cosh t$, $y = \sinh t$.

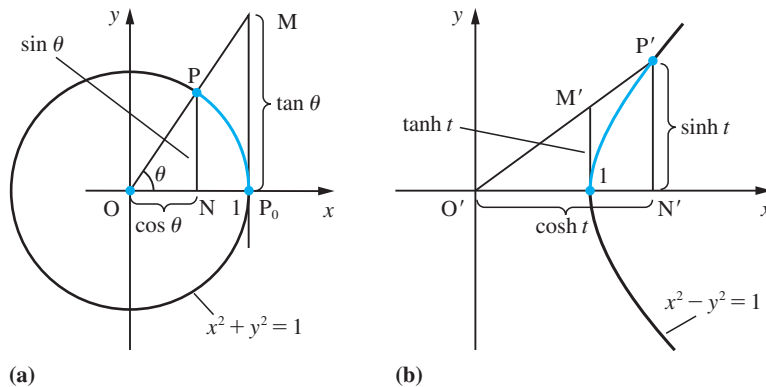
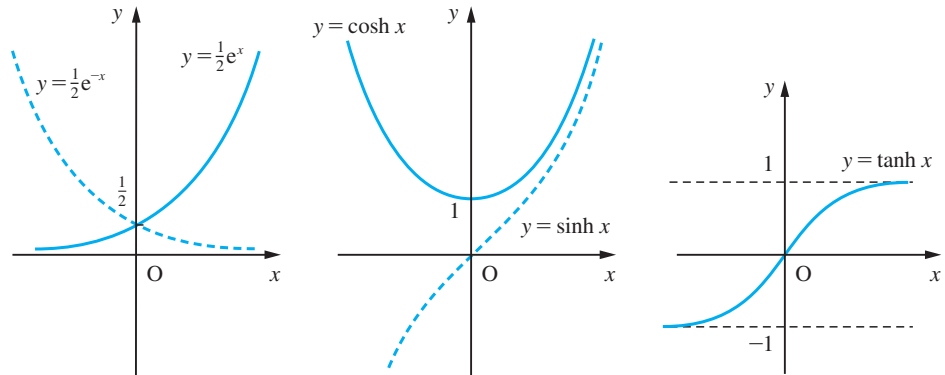


Figure 2.87
Graphs of the
hyperbolic functions.



The hyperbolic functions satisfy identities analogous to those satisfied by the circular functions. From their definitions we have

$$\left. \begin{aligned} \cosh x &= \frac{1}{2}(e^x + e^{-x}) \\ \sinh x &= \frac{1}{2}(e^x - e^{-x}) \end{aligned} \right\} \quad (2.39)$$

from which we deduce

$$\cosh x + \sinh x = e^x$$

$$\cosh x - \sinh x = e^{-x}$$

and

$$(\cosh x + \sinh x)(\cosh x - \sinh x) = e^x e^{-x}$$

that is,

$$\cosh^2 x - \sinh^2 x = 1 \quad (2.40)$$

Similarly, we can show that

$$\sinh(x \pm y) = \sinh x \cosh y \pm \cosh x \sinh y \quad (2.41a)$$

$$\cosh(x \pm y) = \cosh x \cosh y \pm \sinh x \sinh y \quad (2.41b)$$

$$\tanh(x \pm y) = \frac{\tanh x \pm \tanh y}{1 \pm \tanh x \tanh y} \quad (2.41c)$$

To prove the first two of these results, it is easier to begin with the expressions on the right-hand sides and replace each hyperbolic function by its exponential form. The third result follows immediately from the previous two by dividing them. Thus

$$\begin{aligned} \sinh x \cosh y &= \frac{1}{4}(e^x - e^{-x})(e^y + e^{-y}) \\ &= \frac{1}{4}(e^{x+y} + e^{x-y} - e^{-x+y} - e^{-x-y}) \end{aligned}$$

and interchanging x and y we have

$$\cosh x \sinh y = \frac{1}{4}(e^{x+y} + e^{y-x} - e^{-y+x} - e^{-x-y})$$

Adding these two expressions we obtain

$$\begin{aligned}\sinh x \cosh y + \cosh x \sinh y &= \frac{1}{2}(e^{x+y} - e^{-x-y}) \\ &= \sinh(x + y)\end{aligned}$$

Example 2.58

A function is given by $f(x) = A \cosh 2x + B \sinh 2x$, where A and B are constants and $f(0) = 5$ and $f(1) = 0$. Find A and B and express $f(x)$ as simply as possible.

Solution

Given $f(x) = A \cosh 2x + B \sinh 2x$ with the conditions $f(0) = 5, f(1) = 0$, we see that

$$A(1) + B(0) = 5$$

and

$$A \cosh 2 + B \sinh 2 = 0$$

Hence we have $A = 5$ and $B = -5 \cosh 2 / \sinh 2$. Substituting into the formula for $f(x)$ we obtain

$$\begin{aligned}f(x) &= 5 \cosh 2x - 5 \cosh 2 \sinh 2x / \sinh 2 \\ &= \frac{5 \sinh 2 \cosh 2x - 5 \cosh 2 \sinh 2x}{\sinh 2} \\ &= \frac{5 \sinh(2 - 2x)}{\sinh 2}, \quad \text{using (2.41a)} \\ &= \frac{5 \sinh 2(1 - x)}{\sinh 2}\end{aligned}$$

Example 2.59

Solve the equation

$$5 \cosh x + 3 \sinh x = 4$$

Solution

The first step in solving problems of this type is to express the hyperbolic functions in terms of exponential functions. Thus we obtain

$$\frac{5}{2}(e^x + e^{-x}) + \frac{3}{2}(e^x - e^{-x}) = 4$$

On rearranging, this gives

$$4e^x - 4 + e^{-x} = 0$$

or

$$4e^{2x} - 4e^x + 1 = 0$$

which may be written as

$$(2e^x - 1)^2 = 0$$

from which we deduce

$$e^x = \frac{1}{2} \text{ (twice)}$$

and hence

$$x = -\ln 2$$

is a repeated root of the equation.

Osborn's rule

In general, to obtain the formula for hyperbolic functions from the analogous identity for the circular functions, we replace each circular function by the corresponding hyperbolic function and change the sign of every product or implied product of two sines. This result is called **Osborn's rule**. Its justification will be discussed later (see Section 3.2.9).

Example 2.60

Verify the identity

$$\tanh 2x = \frac{2 \tanh x}{1 + \tanh^2 x}$$

using the definition of $\tanh x$. Confirm that it obeys Osborn's rule.

Solution From the definition

$$\tanh 2x = \frac{e^{2x} - e^{-2x}}{e^{2x} + e^{-2x}}$$

and

$$\begin{aligned} 1 + \tanh^2 x &= 1 + \frac{(e^x - e^{-x})^2}{(e^x + e^{-x})^2} = \frac{(e^x + e^{-x})^2 + (e^x - e^{-x})^2}{(e^x + e^{-x})^2} \\ &= \frac{2(e^{2x} + e^{-2x})}{(e^x + e^{-x})^2} \end{aligned}$$

Thus

$$\begin{aligned} \frac{2 \tanh x}{1 + \tanh^2 x} &= \frac{2(e^x - e^{-x})/(e^x + e^{-x})}{2(e^{2x} + e^{-2x})/(e^x + e^{-x})^2} = \frac{(e^x - e^{-x})(e^x + e^{-x})}{e^{2x} + e^{-2x}} \\ &= \frac{e^{2x} - e^{-2x}}{e^{2x} + e^{-2x}} = \tanh 2x \text{ as required} \end{aligned}$$

The formula for $\tan 2\theta$ from (2.27e) is

$$\tan 2\theta = \frac{2 \tan \theta}{1 - \tan^2 \theta}$$

We see that this has an implied product of two sines ($\tan^2 \theta$), so that in terms of hyperbolic functions we have, using Osborn's rule,

$$\tanh 2x = \frac{2 \tanh x}{1 + \tanh^2 x}$$

which confirms the proof above.

2.7.5 Inverse hyperbolic functions

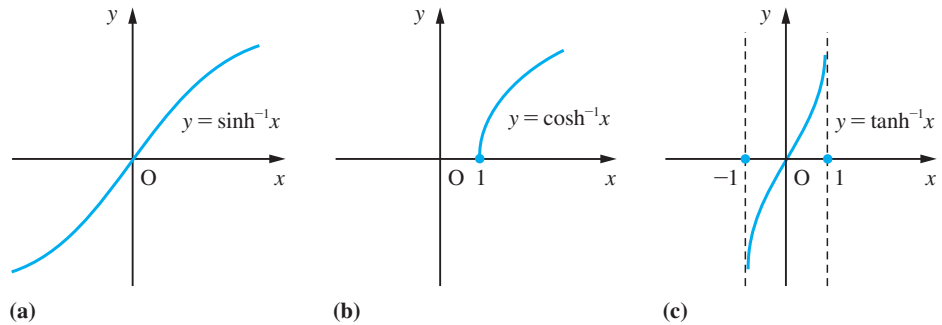
The inverse hyperbolic functions, illustrated in Figure 2.88, are defined in a completely natural way:

$$y = \sinh^{-1}x \quad (x \text{ in } \mathbb{R})$$

$$y = \cosh^{-1}x \quad (x \geq 1, y \geq 0)$$

$$y = \tanh^{-1}x \quad (-1 < x < 1)$$

Figure 2.88
Graphs of the inverse hyperbolic functions.



(These are also sometimes denoted as $\operatorname{arsinh} x$, $\operatorname{arcosh} x$ and $\operatorname{artanh} x$ – *not* $\operatorname{arcsinh} x$, etc.) Note the restriction on the range of the inverse hyperbolic cosine to meet the condition that exactly one value of y be obtained. These functions, not surprisingly, can be expressed in terms of logarithms.

For example,

$$y = \sinh^{-1}x \quad \text{implies} \quad x = \sinh y = \frac{1}{2}(e^y - e^{-y})$$

Thus

$$(e^y)^2 - 2x(e^y) - 1 = 0$$

and

$$e^y = x \pm \sqrt{x^2 + 1}$$

Since $e^y > 0$, we can discount the negative root, and we have, on taking logarithms,

$$y = \sinh^{-1}x = \ln[x + \sqrt{x^2 + 1}] \quad (2.42)$$

Similarly,

$$\cosh^{-1}x = \ln[x + \sqrt{x^2 - 1}] \quad (x \geq 1) \quad (2.43)$$

and

$$\tanh^{-1}x = \frac{1}{2} \ln \left(\frac{1+x}{1-x} \right) \quad (-1 < x < 1) \quad (2.44)$$

Example 2.61

Evaluate (to 4sf)

(a) $\sinh^{-1}(0.5)$ (b) $\cosh^{-1}(3)$ (c) $\tanh^{-1}(-2/5)$

using the logarithmic forms of these functions. Check your answers directly using a calculator.

Solution (a) Using formula (2.42), we have

$$\begin{aligned}\sinh^{-1}(0.5) &= \ln[0.5 + \sqrt{(0.25 + 1)}] \\ &= \ln(0.5 + 1.118034) \\ &= \ln(1.618034) \\ &= 0.4812\end{aligned}$$

(b) Using formula (2.43), we have

$$\cosh^{-1}(3) = \ln(3 + \sqrt{8}) = 1.7627$$

(c) Using formula (2.44), we have

$$\begin{aligned}\tanh^{-1}(-2/5) &= \frac{1}{2} \ln \left(\frac{1 - \frac{2}{5}}{1 + \frac{2}{5}} \right) \\ &= \frac{1}{2} \ln \left(\frac{5 - 2}{5 + 2} \right) \\ &= \frac{1}{2} \ln \frac{3}{7} = -0.4236\end{aligned}$$



In MATLAB, notation associated with the hyperbolic functions is

hyperbolic cosine:	$\cosh(x)$
hyperbolic sine:	$\sinh(x)$
hyperbolic tangent:	$\tanh(x)$
inverse hyperbolic cosine:	$\operatorname{acosh}(x)$
inverse hyperbolic sine:	$\operatorname{asinh}(x)$
inverse hyperbolic tangent:	$\operatorname{atanh}(x)$

with the last three denoted by $\operatorname{arccosh}(x)$, $\operatorname{arcsinh}(x)$ and $\operatorname{arctanh}(x)$, respectively, in MAPLE.

As an example, the commands

```
syms x
s = solve(5*cosh(x) + 3*sinh(x) == 4)
```

return

```
s = -log(2)
```

confirming the answer in Example 2.60. (Note that $-\log(2)$ is a repeated root.)

2.7.6 Exercises

81 In each of the following exercises a value of one of the six hyperbolic functions of x is given. Find the remaining five.

- (a) $\cosh x = \frac{5}{4}$ (b) $\sinh x = \frac{8}{15}$
 (c) $\tanh x = -\frac{7}{25}$ (d) $\operatorname{sech} x = \frac{5}{13}$
 (e) $\operatorname{cosech} x = -\frac{3}{4}$ (f) $\coth x = \frac{13}{12}$

82 Use Osborn's rule to write down formulae corresponding to

- (a) $\tan 3x = \frac{(3 - \tan^2 x)\tan x}{1 - 3 \tan^2 x}$
 (b) $\cos(x + y) = \cos x \cos y - \sin x \sin y$
 (c) $\cosh 2x = 1 + 2 \sinh^2 x$
 (d) $\sin x - \sin y = 2 \sin \frac{1}{2}(x - y) \cos \frac{1}{2}(x + y)$

83 Prove that

- (a) $\cosh^{-1} x = \ln[x + \sqrt{(x^2 - 1)}]$ ($x \geq 1$)
 (b) $\tanh^{-1} x = \frac{1}{2} \ln \left(\frac{1+x}{1-x} \right)$ ($|x| < 1$)

84 Find to 4dp

- (a) $\sinh^{-1} 0.8$
 (b) $\cosh^{-1} 2$
 (c) $\tanh^{-1}(-0.5)$

85 The speed V of waves in shallow water is given by



$$V^2 = 1.8L \tanh \frac{6.3d}{L}$$

where d is the depth and L the wavelength. If $d = 30$ and $L = 270$, calculate the value of V .

86 The formula



$$\lambda = \frac{\alpha t \sinh \alpha t + \sin \alpha t}{2 \cosh \alpha t - \cos \alpha t}$$

gives the increase in resistance of strip conductors due to eddy currents at power frequencies. Calculate λ when $\alpha = 1.075$ and $t = 1$.

87 The functions



$$f_1(x) = \frac{1}{1 + e^{-x}}, \quad f_2(x) = \frac{1}{2} \tanh \frac{1}{2} x$$

are two different forms of activating functions representing the output of a neuron in a typical neural network. Sketch the graphs of $f_1(x)$ and $f_2(x)$ and show that $f_1(x) - f_2(x) = \frac{1}{2}$.

88 The potential difference E (in V) between a telegraph line and earth is given by



$$E = A \cosh \left(x \sqrt{\frac{r}{R}} \right) + B \sinh \left(x \sqrt{\frac{r}{R}} \right)$$

where A and B are constants, x is the distance in km from the transmitting end, r is the resistance per km of the conductor and R is the insulation resistance per km. Find the values of A and B when the length of the line is 400 km, $r = 8 \Omega$, $R = 3.2 \times 10^7 \Omega$ and the voltages at the transmitting and receiving ends are 250 and 200 V respectively.

2.8 Irrational functions

The circular and exponential functions are examples of **transcendental functions**. They cannot be expressed as rational functions; that is, as the quotient of two polynomials. Other irrational functions occur in engineering, and they may be classified either as algebraic or as transcendental functions. For example,

$$y = \frac{\sqrt{(x+1)} - 1}{\sqrt{(x+1)} + 1} \quad (x \geq -1)$$

is an algebraic irrational function. Here y is a root of the algebraic equation

$$xy^2 - 2(2 + x)y + x = 0$$

which has polynomial coefficients in x .

On the other hand, $y = |x|$, although it satisfies $y^2 = x^2$, is not a root of that equation (whose roots are $y = x$ and $y = -x$). The modulus function $|x|$ is an example of a non-algebraic irrational function.

2.8.1 Algebraic functions

In general we have an algebraic function $y = f(x)$ defined when y is the root of a polynomial equation of the form

$$a_n(x)y^n + a_{n-1}(x)y^{n-1} + \dots + a_1(x)y + a_0(x) = 0$$

Note that here all the coefficients $a_0 \dots a_n$ may be polynomial functions of the independent variable x . For example, consider

$$y^2 - 2xy - 8x = 0$$

This defines, for $x \geq 0$, two algebraic functions with formulae

$$y = x + \sqrt{(x^2 + 8x)} \quad \text{and} \quad y = x - \sqrt{(x^2 + 8x)}$$

One of these corresponds to $y^2 - 2xy - 8x = 0$ with $y \geq 0$ and the other to $y^2 - 2xy - 8x = 0$ with $y \leq 0$. So, when we specify a function implicitly by means of an equation we often need some extra information to define it uniquely. Often, too, we cannot obtain an explicit algebraic formula for y in terms of x and we have to evaluate the function at each point of its domain by solving the polynomial equation for y numerically.

Care has to be exercised when using algebraic functions in a larger computation in case special values of parameters produce sudden changes in value, as illustrated in Example 2.62.

Example 2.62

Sketch the graphs of the function

$$y = \sqrt{(a + bx^2 + cx^3)} / (d - x)$$

for the domain $-3 < x < 3$, where

(a) $a = 18, b = 1, c = -1$ and $d = 6$

(b) $a = 0, b = 1, c = -1$ and $d = 0$

Solution (a) $y = \sqrt{(18 + x^2 - x^3)} / (6 - x)$

We can see that the term inside the square root is positive only when $18 + x^2 - x^3 > 0$. Since we can factorize this as $(18 + x^2 - x^3) = (3 - x)(x^2 + 2x + 6)$, we deduce that y is not defined for $x > 3$. Also, for large negative values of x it behaves like $\sqrt{-x}$. A sketch of the graph is shown in Figure 2.89.

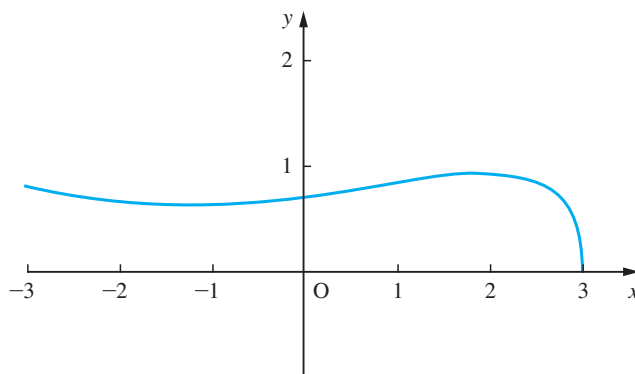
(b) $y = -\sqrt{(x^2 - x^3)} / x$

Here we can see that the function is defined for $x \leq 1, x \neq 0$. Near $x = 0$, since we can write $x = \sqrt{x^2}$ for $x > 0$ and $x = -\sqrt{x^2}$ for $x < 0$, we see that

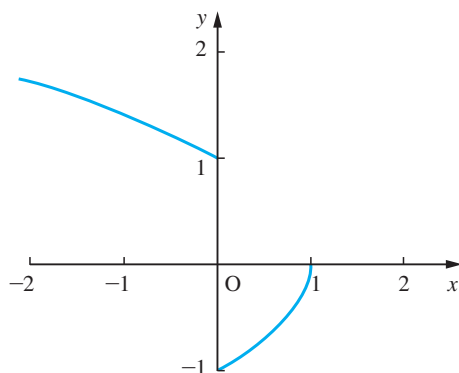
$$y = -\sqrt{(1 - x)} \quad \text{for } x > 0$$

Figure 2.89

Graph of $y = \sqrt{(18 + x^2 - x^3)/(6 - x)}$.

**Figure 2.90**

Graph of $y = -\sqrt{(x^2 - x^3)/x}$.



and

$$y = \sqrt{1 - x} \quad \text{for } x < 0$$

At $x = 0$ the function is not defined. The graph of the function is shown in Figure 2.90.

2.8.2 Implicit functions

We have seen in Section 2.8.1 that some algebraic functions are defined implicitly because we cannot obtain an algebraic formula for them. This applies to a wider class of functions where we have an equation relating the dependent and independent variables, but where finding the value of y corresponding to a given value of x requires a numerical solution of the equation. Generally we have an equation connecting x and y , such as

$$f(x, y) = 0$$

Sometimes we are able to draw a curve which represents the relationship (using algebraic methods), but more commonly we have to calculate for each value of x the corresponding value of y . Most computer graphics packages have an implicit function option which will perform the task efficiently.

Example 2.63

The velocity v and the displacement x of a mass attached to a nonlinear spring satisfy the equation

$$v^2 = -4x^2 + x^4 + A$$

where A depends on the initial velocity v_0 and displacement x_0 of the mass. Sketch the graph of v against x where

(a) $x_0 = 1, v_0 = 0$

(b) $x_0 = 3, v_0 = 0$

and interpret your graph.

Solution (a) With $x_0 = 1, v_0 = 0$ we have $A = 3$ and

$$v^2 = x^4 - 4x^2 + 3 = (x^2 - 3)(x^2 - 1)$$

To sketch the graph by hand it is easiest first to sketch the graph of v^2 against x , as shown in Figure 2.91(a). Taking the ‘square root’ of the graph is only possible for $v^2 \geq 0$, but we also know we want that part of the graph which has the initial point (x_0, v_0) on it. So we obtain the closed loop shown in Figure 2.91(b). The arrows on the closed curve indicate the variation of v with x as time increases. Where the velocity v is positive, the displacement x increases. Where the velocity is negative, the displacement decreases. The closed curve indicates that this motion repeats after completing one circuit of the curve; that is, there is a periodic motion.

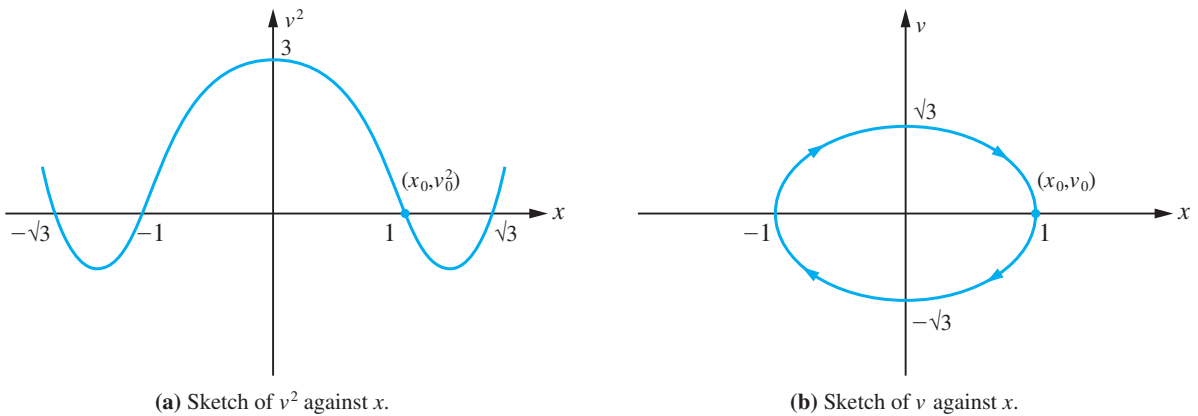


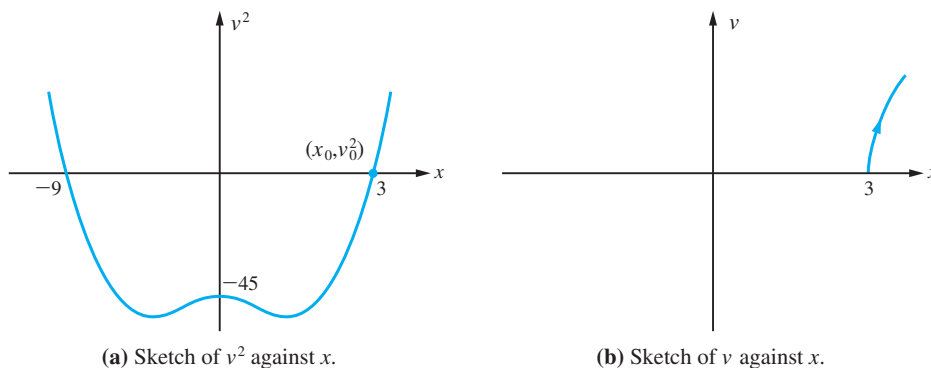
Figure 2.91 Graphs for Example 2.63(a).

(b) With $x_0 = 3, v_0 = 0$ we have $A = -45$ and

$$v^2 = x^4 - 4x^2 - 45 = (x^2 - 9)(x^2 + 5)$$

Using the same technique as in part (a), we see that when the mass is released from rest at $x = 3$, its displacement increases without a bound and the motion is not periodic. The corresponding graphs are shown in Figures 2.92(a) and (b).

Figure 2.92 Graphs for Example 2.63(b).



Example 2.64

The concentrations of two substances in a chemical process are related by the equation

$$xye^{2-y} = 2e^{x-1}, \quad 0 < x < 3, \quad 0 < y < 3$$

Investigate this relationship graphically and discover whether it defines a function.

Solution Separating the variables in the equation, we have

$$ye^{-y} = 2e^{-3}e^x/x$$

Substituting $u = e^x/x$ and $v = ye^{-y}$ reduces this equation to

$$v = 2e^{-3}u$$

so on the u - v plane the relationship is represented by a straight line. Putting the first quadrants of the four planes x - y , v - y , u - x , u - v together we obtain the diagram shown in Figure 2.93. From that diagram it is clear that the smallest value of u that occurs is

Figure 2.93 First quadrant of four planes.

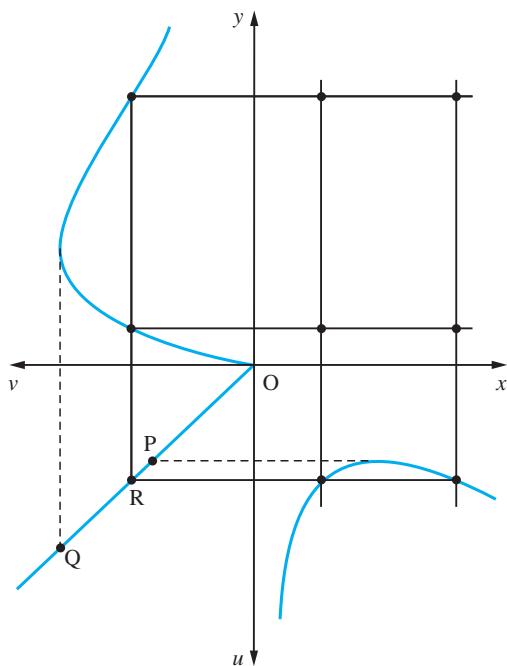
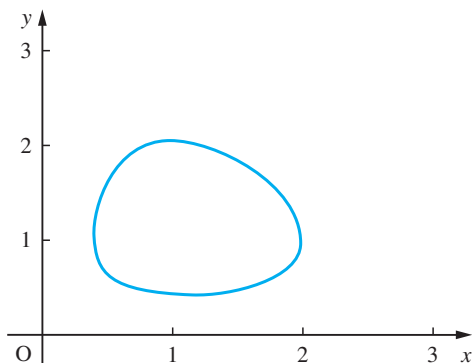


Figure 2.94 Closed form solution for Example 2.64.



at P and the largest value of v that occurs is at Q, so all the solutions of the equation lie between P and Q. Any point R which lies between P and Q on the line corresponds to two values of y and two values of x . So each point R corresponds to four points of the x - y plane. By considering all the points between P and Q we obtain the closed curve shown in Figure 2.94. We can see from that diagram that the equation does not define a function, since one value of x can give rise to two values of y . It is, of course, possible to specify the range of y and obtain, in this case, two functions, one for $y \geq 1$ and the other for $y \leq 1$.

This graphical method of studying the problem was first used in the study of predator-prey relations in fish stocks by Volterra. It is sometimes called Volterra's method. In that context the closed curve solution indicated the periodic nature of the fish stocks.



In MATLAB, using the Symbolic Math Toolbox, commands for plotting the graph of an implicitly defined function $f = f(x, y) = 0$ are

```
ezplot(f) plots  $f(x, y) = 0$  over the default domain  $-2\pi < x < 2\pi$ ,  

 $-2\pi < y < 2\pi$   

ezplot(f, [x_min, x_max, y_min, y_max]) plots  $f(x, y) = 0$  over  

 $x_{\min} < x < x_{\max}$ ,  $y_{\min} < y < y_{\max}$   

ezplot(f, [min, max]) plots  $f(x, y) = 0$  over  $\min < x < \max$  and  

 $\min < y < \max$ 
```

If f is a function of the two variables u and v (rather than x and y) then the domain end points u_{\min} , u_{\max} , v_{\min} and v_{\max} are sorted alphabetically.

Check that the commands

```
syms x y  
ezplot(x*y*exp(2 - y) - 2*exp(x - 1), [0, 3])
```

return the plot of Figure 2.94 and that the commands

```
syms x y  
ezplot(y^2 - 2*y*cos(x) - 24, [0, 3*pi])
```

return a plot similar to Figure 2.68.

2.8.3 Piecewise defined functions

Such functions often occur in the mathematical models of practical problems. For example, friction always opposes the motion of an object, so that the force F is $-R$ when the velocity v is positive and $+R$ when the velocity is negative. To represent the force, we can write

$$F = -R \operatorname{sgn}(v)$$

where sgn is the abbreviation for the **signum function** defined by

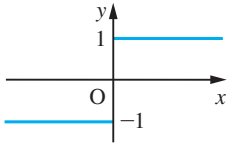


Figure 2.95
 $y = \operatorname{sgn} x$.

$$\operatorname{sgn}(x) = \begin{cases} +1 & (x > 0) \\ -1 & (x < 0) \\ 0 & (x = 0) \end{cases}$$

and shown in Figure 2.95. The signum function is used in modelling relays.

The **Heaviside unit step function** is often used in modelling physical systems. It is defined by

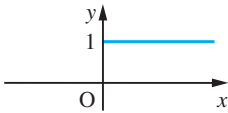


Figure 2.96
 $y = H(x)$.

$$H(x) = \begin{cases} 0 & (x < 0) \\ 1 & (x \geq 0) \end{cases} \quad (2.45)$$

and its graph is shown in Figure 2.96.

Three other useful functions of this type are the **floor function** $\lfloor x \rfloor$, the **ceiling function** $\lceil x \rceil$ and the **fractional-part function** $\operatorname{FRACPT}(x)$. (In older textbooks $\lfloor x \rfloor$ is denoted by $[x]$ and is sometimes called the **integer-part function**.) These are defined by

$$\lfloor x \rfloor = \text{greatest integer not greater than } x \quad (2.46)$$

$$\lceil x \rceil = \text{least integer not less than } x \quad (2.47)$$

and

$$\operatorname{FRACPT}(x) = x - \lfloor x \rfloor \quad (2.48)$$

The floor and ceiling nomenclature and notation were introduced by the computer scientist Kenneth E. Iverson in 1962.

These definitions need to be interpreted with care. Notice, for example, that

$$\lfloor 3.43 \rfloor = 3$$

while

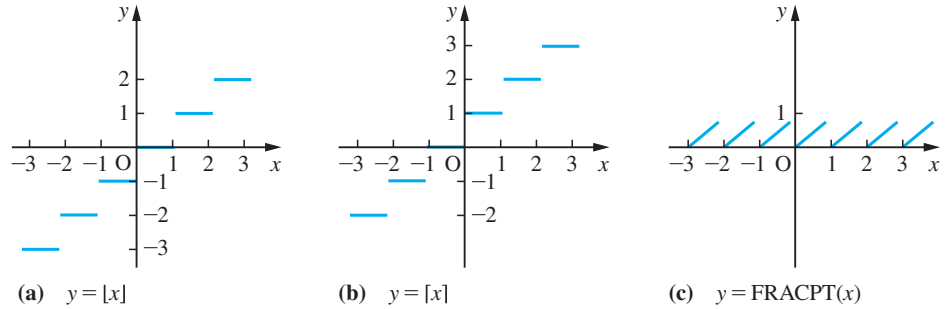
$$\lfloor -3.43 \rfloor = -4$$

Similarly,

$$\operatorname{FRACPT}(3.43) = 0.43 \quad \text{and} \quad \operatorname{FRACPT}(-3.43) = 0.57$$

The graphs of these functions are shown in Figure 2.97.

Figure 2.97
The graphs of the 'floor', 'ceiling' and 'fractional-part' functions.



Care must be exercised when using the integer-part and fractional-part functions. Some calculators and computer implementations are different from the above definitions.

Example 2.65

Sketch the graphs of the functions with formula $y = f(x)$, where $f(x)$ is

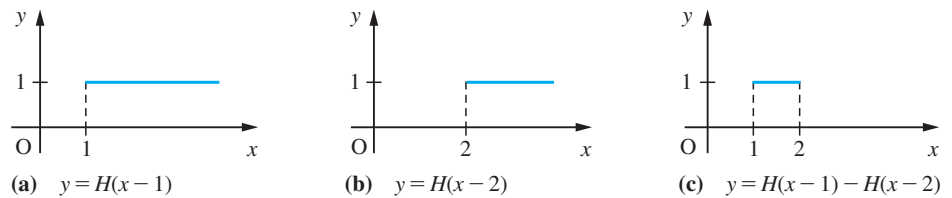
(a) $H(x - 1) - H(x - 2)$ (b) $[x] - 2[\frac{1}{2}x]$

Solution (a) From the definition (2.45) of the Heaviside unit function $H(x)$ as

$$H(x) = \begin{cases} 0 & (x < 0) \\ 1 & (x \geq 0) \end{cases}$$

the effect of composing it with the linear function $f(x) = x - 1$ is to shift its graph 1 unit to the right, as shown in Figure 2.98(a). Similarly, $H(x - 2)$ has the same graph as $H(x)$, but shifted 2 units to the right (Figure 2.98(b)). Combining the graphs in Figures 2.98(a) and (b), we can find the graph of their difference, $H(x - 1) - H(x - 2)$, as illustrated in Figure 2.98(c). Analytically, we can write this as

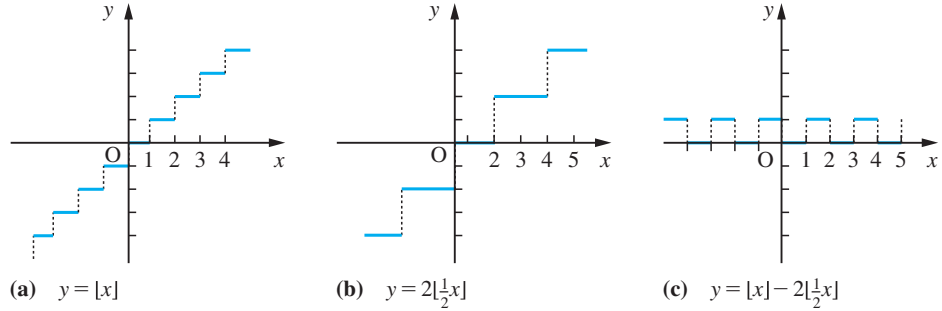
Figure 2.98



$$H(x - 1) - H(x - 2) = \begin{cases} 0 & (x < 1) \\ 1 & (1 \leq x < 2) \\ 0 & (x \geq 2) \end{cases}$$

(b) The graphs of $[x]$ and $2[\frac{1}{2}x]$ are shown in Figure 2.99. Combining these, we can find the graph of their difference, which is also shown in the figure.

Figure 2.99



In MATLAB the Heaviside step, and the floor and ceiling functions are denoted by $\text{Heaviside}(x)$, $\text{floor}(x)$ and $\text{ceil}(x)$ respectively. The FRACPT function may then be denoted by $x\text{-floor}(x)$. For example, taking $x = -3.43$ then

<code>floor(-3.43)</code>	returns the answer -4
<code>ceil(-3.43)</code>	returns the answer -3
<code>FRACPT = -3.43 - floor(-3.43)</code>	returns the answer 0.5700

In symbolic form using Symbolic Math Toolbox, the above answers are also produced.

2.8.4 Exercises



Check your answers using MATLAB whenever possible.

- 89** Sketch the graphs of the functions
- $y = \sqrt{x^2}$
 - $y = \sqrt{x^2 + x^3}, x \geq -1$
 - $y = x\sqrt{1+x}, x \geq -1$
 - $y = \sqrt{1+x} + \sqrt{1-x}, -1 \leq x \leq 1$
- 90** Sketch the curves represented by
- $y^2 = x(x^2 - 1)$
 - $y^2 = (x-1)(x-3)/x^2$
- 91** Sketch the curves represented by the following equations, locating their turning points and asymptotes:
- $x^3 + y^3 = 6x^2$
 - $y^2 = \frac{x^2}{x-1}$
- 92** Sketch the graphs of
- $y = |x|$
 - $y = \frac{1}{2}(x + |x|)$
 - $y = |x + 1|$
 - $y = |x| + |x + 1| - 2|x + 2| + 3$
 - $|x + y| = 1$
- 93** Sketch the graph of the functions $f(x)$ with formulae
- $f(x) = \frac{ax}{l}H(x)$
 - $f(x) = \frac{ax}{l}[H(x) - H(x-l)]$

$$(c) f(x) = \frac{ax}{l}H(x) - \frac{a}{l}(x-l)H(x-l)$$

$$(d) f(x) = \frac{ax}{l}H(x) - \frac{2a}{l}(x-l)H(x-l)$$

- 94 Show that the function $g(x) = [H(x-a) - H(x-b)]f(x)$, $a < b$, may alternatively be expressed as

$$g(x) = \begin{cases} 0 & (x < a) \\ f(x) & (a \leq x < b) \\ 0 & (x \geq b) \end{cases}$$

In other words, $g(x)$ is a function that is identical to the function $f(x)$ in the interval $[a, b]$ and zero elsewhere. Hence express as simply as possible in terms of Heaviside functions the function defined by

$$f(x) = \begin{cases} 0 & (x < 0) \\ \frac{ax}{l} & (0 \leq x \leq l) \\ \frac{a(2l-x)}{l} & (l \leq x \leq 2l) \\ 0 & (x \geq 2l) \end{cases}$$

- 95 Sketch the graph of the function

$$y = \begin{cases} x & (x \leq 0) \\ 0 & (0 < x \leq 1) \\ 1-x & (1 < x) \end{cases}$$

Express the formula for y in terms of Heaviside functions.

- 96 The function $\text{INT}(x)$ is defined as the 'nearest integer to x , with rounding up in the ambiguous case'. Sketch the graph of this function and express it in terms of $[x]$.

- 97 Sketch the graphs of the functions

$$(a) y = [x] - [x - \frac{1}{2}]$$

$$(b) y = |\text{FRACPT}(x) - \frac{1}{2}|$$

- 98 It is a familiar observation that spoked wheels do not always appear to be rotating at the correct speed when seen on films. Show that if a wheel has s spokes and is rotating at n revolutions per second, and the camera operates at f frames per second, then the image of the wheel appears to rotate at N revolutions per second, where

$$N = \frac{f}{s} \left[\text{FRACPT} \left(\frac{sn}{f} - \frac{1}{2} \right) - \frac{1}{2} \right]$$

Hence explain the illusion.

2.9 Numerical evaluation of functions

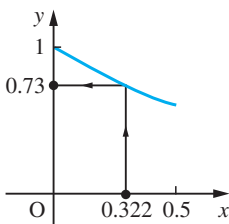


Figure 2.100
The graph of $y = e^{-x}$ for $0 \leq x \leq 0.5$.

The introduction of calculators has greatly eased the burden of the numerical evaluation of functions. Often, however, the functions encountered in solving practical problems are not standard ones, and we have to devise methods of representing them numerically. The simplest method is to use a graph, a second method is to draw up a table of values of the function, and the third method is to give an analytical approximation to the function in terms of simpler functions. To illustrate this, consider the function e^{-x} . We can represent this by a graph, as shown in Figure 2.100.

To evaluate the function for a given value of x , we read the corresponding value of y from the graph. For example, $x = 0.322$ gives $y = 0.73$ or thereabouts. Alternatively, we can tabulate the function, as shown in Figure 2.101. Note that the notation $x = 0.00(0.05)0.50$ means for x from 0.00 to 0.50 in steps of 0.05.

Figure 2.101
Table of e^{-x} values for $x = 0.00(0.05)0.50$.

x	0.00	0.05	0.10	0.15	0.20	0.25	0.30	0.35	0.40	0.45	0.50
e^{-x}	1.0000	0.9512	0.9048	0.8607	0.8187	0.7788	0.7408	0.7047	0.6703	0.6376	0.6065

To evaluate the function for a given value of x , we interpolate linearly within the table of values, to obtain the value of y . For example, $x = 0.322$ gives

$$\begin{aligned} y &\approx 0.7408 + \frac{0.322 - 0.30}{0.35 - 0.30} (0.7047 - 0.7408) \\ &= 0.7408 + (0.44)(-0.0361) = 0.7480 - 0.015884 \\ &= 0.7249 \end{aligned}$$

Another way of representing the function is to use the approximation

$$e^{-x} \approx \frac{x^2 - 6x + 12}{x^2 + 6x + 12}$$

which will be obtained later in Example 7.38. Setting $x = 0.322$ gives

$$\begin{aligned} y &\approx \frac{(0.322 - 6)0.322 + 12}{(0.322 + 6)0.322 + 12} = \frac{10.171684}{14.035684} \\ &= 0.72470 \dots \end{aligned}$$

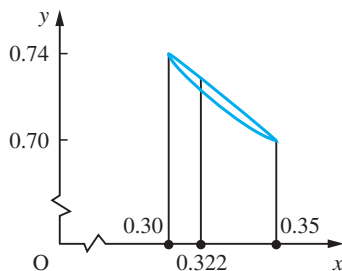
The question remains as to how accurate these representations of the function are. The graphical method of representation has within it an implicit error bound. When we read the graph, we make a judgement about the number of significant digits in the answer. In the other two methods it is more difficult to assess the error – but it is also more important, since it is easy to write down more digits than can be justified. Are the answers correct to one decimal place or two, or how many? We shall discuss the accuracy of the tabular representation now and defer the algebraic approximation case until later (see Section 7.11).

2.9.1 Tabulated functions and interpolation

To estimate the error involved in evaluating a function from a table of values as above, we need to look more closely at the process involved. Essentially the process assumes that the function behaves like a straight line between tabular points, as illustrated in Figure 2.102. Consequently it is called **linear interpolation**. The error involved depends on how closely a linear function approximates the function between tabular points, and this in turn depends on how close the tabular points are.

If the distance h between tabular points is sufficiently small, most functions arising from applications of mathematics behave locally like linear functions; that is to say, the error involved in approximating to the function between tabular points by a linear function is less than a rounding error. (Note that we have to use a different linear function

Figure 2.102
Linear interpolation
for e^{-x}
($0.30 < x < 0.35$).



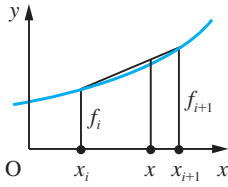


Figure 2.103

between each consecutive pair of values of the function. We have a **piecewise-linear approximation**.) This, however, is a qualitative description of the process, and we need a quantitative description. In general, consider the function $f(x)$ with values $f_i = f(x_i)$ where $x_i = x_0 + ih$, $i = 0, 1, 2, \dots, n$. To calculate the value $f(x)$ at a non-tabular point, where $x = x_i + \theta h$ and $0 < \theta < 1$, using linear interpolation, we have

$$f(x) \approx f_i + \frac{x - x_i}{x_{i+1} - x_i} (f_{i+1} - f_i) \quad (2.49)$$

as shown in Figure 2.103.

The formula (2.49) may be written in a number of different ways, but it always gives the same numerical result. The form used will depend on the computational context. Thus we may write

$$f(x) \approx f_i + \theta(f_{i+1} - f_i), \quad \text{where } \theta = \frac{x - x_i}{x_{i+1} - x_i} \text{ and } 0 < \theta < 1 \quad (2.50)$$

or

$$f(x) \approx \frac{x - x_{i+1}}{x_i - x_{i+1}} f_i + \frac{x - x_i}{x_{i+1} - x_i} f_{i+1} \quad (\text{Lagrange's form}) \quad (2.51)$$

The difference $f_{i+1} - f_i$ between successive values in the table is often denoted by Δf_i , so that (2.49) may be rewritten as

$$f(x) \approx f_i + \theta \Delta f_i$$

Example 2.66

Use linear interpolation and the data of Figure 2.101 to estimate the value of

- (a) e^{-x} where $x = 0.235$ (b) x where $e^{-x} = 0.7107$

Solution

- (a) From the table of values in Figure 2.101 we see that $x = 0.235$ lies between the tabular points $x = 0.20$ and $x = 0.25$. Applying the formula (2.49) with $x_i = 0.20$, $x_{i+1} = 0.25$, $f_i = 0.8187$ and $f_{i+1} = 0.7788$ we have

$$f(0.235) \approx 0.8187 + \frac{0.235 - 0.20}{0.25 - 0.20} (0.7788 - 0.8187) = 0.7868$$

- (b) From the table of values we see that $e^{-x} = 0.7107$ occurs between $x = 0.30$ and $x = 0.35$. Thus the value of x is given, using formula (2.49), by the equation

$$0.7107 \approx 0.7408 + \frac{x - 0.30}{0.35 - 0.30} (0.7047 - 0.7408)$$

Hence

$$x \approx \frac{0.7107 - 0.7408}{0.7047 - 0.7408} (0.35 - 0.30) + 0.30 = 0.3417$$

The difficulty with both the estimates obtained in Example 2.66 is that we do not know how accurate the answers are. Are they correct to 4dp or 3dp or less? The size of the error in the answer depends on the curvature of the function. Because any linear interpolation formula is, by definition, a straight line it cannot reflect the curvature of the function it is trying to model. In order to model curvature a parabola is required, that is a quadratic interpolating function. The difference between the quadratic interpolation formula and the linear formula will give us a measure of the accuracy of the linear formula. We have

$$\text{function value} = \text{linear interpolation value} + C_1$$

and

$$\text{function value} = \text{quadratic interpolation value} + C_2$$

where ideally C_2 is very much smaller than C_1 . Subtracting these equations we see that

$$C_1 \approx \text{quadratic interpolation value} - \text{linear interpolation value}$$

Now to determine a quadratic function we require three points. Using formula (2.11) obtained earlier, we see that the quadratic function which passes through (x_i, f_i) , (x_{i+1}, f_{i+1}) and (x_{i+2}, f_{i+2}) may be expressed as

$$p(x) = \frac{(x - x_{i+1})(x - x_{i+2})f_i}{(x_i - x_{i+1})(x_i - x_{i+2})} + \frac{(x - x_i)(x - x_{i+2})f_{i+1}}{(x_{i+1} - x_i)(x_{i+1} - x_{i+2})} + \frac{(x - x_i)(x - x_{i+1})f_{i+2}}{(x_{i+2} - x_i)(x_{i+2} - x_{i+1})}$$

We can simplify $p(x)$, when the data points are equally spaced, by remembering that $x_{i+2} = x_i + 2h$, $x_{i+1} = x_i + h$ and $x = x_i + \theta h$, with $0 \leq \theta \leq 1$, giving

$$p(x) = \frac{(\theta - 1)(\theta - 2)}{2}f_i - \frac{\theta(\theta - 2)}{1}f_{i+1} + \frac{\theta(\theta - 1)}{2}f_{i+2}$$

This formula looks intimidatingly unlike that for linear interpolation, but, after some rearrangement, we have

$$\begin{aligned} p(x) &= [f_i + \theta(f_{i+1} - f_i)] + \frac{1}{2}\theta(\theta - 1)(f_{i+2} - 2f_{i+1} + f_i) \\ &= [f_i + \theta\Delta f_i] + \frac{1}{2}\theta(\theta - 1)(\Delta f_{i+1} - \Delta f_i) \end{aligned}$$

where $0 < \theta < 1$. Here the term in square brackets is the linear interpolation approximation to $f(x)$, so that

$$\frac{1}{2}\theta(\theta - 1)(\Delta f_{i+1} - \Delta f_i)$$

is the quadratic correction for that approximation (remember: the correction is added to eliminate the error). Note that this involves the difference of two successive differences, so we may write it as $\frac{1}{2}\theta(\theta - 1)\Delta^2 f_i$, where $\Delta^2 f_i = \Delta(\Delta f_i) = \Delta f_{i+1} - \Delta f_i$.

Error in linear interpolation

We can use this to estimate the error in linear interpolation for a function. If

$$f(x) \approx f_i + \theta \Delta f_i + \frac{1}{2} \theta (\theta - 1) \Delta^2 f_i$$

in the interval $[x_i, x_{i+1}]$ then the error in using the linear interpolation

$$f(x) \approx f_i + \theta \Delta f_i$$

will be approximately $\frac{1}{2} \theta (\theta - 1) \Delta^2 f_i$, and an estimate of the error bound of the linear approximation is given by

$$\max_{0 \leq \theta \leq 1} [|\frac{1}{2} \theta (\theta - 1) \Delta^2 f_i|]$$

Now $\theta(\theta - 1) = (\theta - \frac{1}{2})^2 - \frac{1}{4}$, so that $\max_{0 \leq \theta \leq 1} |\theta(\theta - 1)| = \frac{1}{4}$, and our estimate of the error bound is

$$\frac{1}{8} |\Delta^2 f_i|$$

For accurate linear interpolation we require this error bound to be less than a rounding error. That is, it must be less than $\frac{1}{2}$ unit in the least significant figure. This implies

$$\frac{1}{8} |\Delta^2 f_i| < \frac{1}{2} \text{ unit of least significant figure}$$

giving the condition

$$|\Delta^2 f_i| < 4 \text{ units of the least significant figure}$$

for linear interpolation to yield answers as accurate as those in the original table.

Thus, from the table of values of the function e^{-x} shown in Figure 2.101 we can construct the table shown in Figure 2.104. The final row shows the estimate of the maximum error incurred in linear interpolation within each interval $[x_i, x_{i+1}]$. In order to complete the table with error estimates for the intervals $[0.00, 0.05]$ and $[0.45, 0.50]$, we need values of e^{-x} for $x = -0.05$ and 0.55 . From the information we have in Figure 2.103 we can say that the largest error likely in using linear interpolation from this table of eleven values of e^{-x} is approximately 3 units in the fourth decimal place. Values obtained could therefore safely be quoted to 3dp.

i	0	1	2	3	4	5	6	7	8	9	10
x_i	0.00	0.05	0.10	0.15	0.20	0.25	0.30	0.35	0.40	0.45	0.50
e^{-x_i}	1.0000	0.9512	0.9048	0.8607	0.8187	0.7788	0.7408	0.7047	0.6703	0.6376	0.6065
$\frac{1}{8} \Delta^2 f_i $		0.00029	0.00028	0.00026	0.00025	0.00024	0.00023	0.00021	0.00020		

Figure 2.104 Table of values of e^{-x} , with error estimates for linear interpolation.

Critical tables


An ordinary table of values uses equally spaced values of the independent variable and tabulates the corresponding values of the dependent variable (the function values).


A **critical table** gives the function values at equal intervals, usually a unit of the last decimal place, and then tabulates the limits between which the independent variable gives each value. Thus, for example, $\cos x^\circ = 0.999$ for $1.82 \leq x < 3.14$ and $\cos x^\circ = 0.998$ for $3.14 \leq x < 4.06$ and so on. Thus we obtain the table of values shown in Figure 2.105. If a value of the independent variable falls between two tabular values, the value of the dependent variable is that printed between these values. Thus $\cos 2.62^\circ = 0.999$. The advantages of critical tables are that they do not require interpolation, they always give answers that are accurate to within half a unit of the last decimal place and they require less space.


Figure 2.105
A critical table
for $\cos x^\circ$.

x	0.00	1.82	3.14	4.06	4.80	5.44
$\cos x^\circ$	1.000	0.999	0.998	0.997	0.996	

2.9.2 Exercises


- 99**  Tabulate the function $f(x) = \sin x$ for $x = 0.0(0.2)1.6$. From this table estimate, by linear interpolation, the value of $\sin 1.23$. Construct a table equivalent to Figure 2.102, and so estimate the error in your value of $\sin 1.23$. Use a pocket calculator to obtain a value of $\sin 1.23$ and compare this with your estimates.


- 100**  Tabulate the function $f(x) = x^3$ for $x = 4.8(0.1)5.6$. Construct a table equivalent to Figure 2.102, and hence estimate the largest error that would be incurred in using linear interpolation in your table of values over the range $[5.0, 5.4]$. Construct a similar table for $x = 4.8(0.2)5.6$ (that is, for linear interpolation with twice the tabulation interval) and estimate the largest error that would be incurred by linear interpolation from this table in the range $[5.0, 5.4]$. What do you think the maximum error in interpolating in a similar table formed for $x = 4.8(0.05)5.6$ might be? What tabulation interval do you think would be needed to allow linear interpolation accurate to 3dp?

- 101**  The function $f(x)$ is tabulated at unequal intervals as follows:

x	15	18	20
$f(x)$	0.2316	0.3464	0.4864

Use linear interpolation to estimate $f(17)$, $f(16.34)$ and $f^{-1}(0.3)$.

- 102**  Assess the accuracy of the answers obtained in Question 96 using quadratic interpolation (Lagrange's formula, (2.11)).

- 103**  Show that Lagrange's interpolation formula for cubic interpolation (see Section 2.4) is

$$f(x) = \frac{(x-x_1)(x-x_2)(x-x_3)}{(x_0-x_1)(x_0-x_2)(x_0-x_3)}f_0 + \frac{(x-x_0)(x-x_2)(x-x_3)}{(x_1-x_0)(x_1-x_2)(x_1-x_3)}f_1 + \frac{(x-x_0)(x-x_1)(x-x_3)}{(x_2-x_0)(x_2-x_1)(x_2-x_3)}f_2 + \frac{(x-x_0)(x-x_1)(x-x_2)}{(x_3-x_0)(x_3-x_1)(x_3-x_2)}f_3$$

Use this formula to find a cubic polynomial that fits the function f given in the following table:

x	-1	0	1	8
$f(x)$	-1	0	1	2

Draw the graph of the cubic for $-1 < x < 8$ and compare it with the graph of $y = x^{1/3}$.

- 104** Construct a critical table for

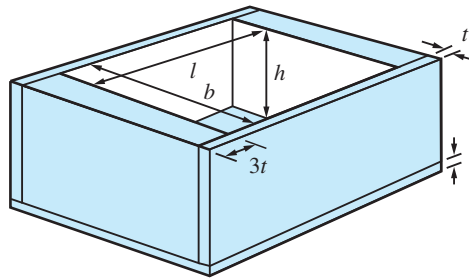
$$y = \sqrt[3]{x}$$

for $y = 14.50(0.01)14.55$.

2.10 Engineering application: a design problem

Mathematics plays an important role in engineering design. We shall illustrate how some of the elementary ideas described in this chapter are used to produce optimal designs. Consider the open container shown in Figure 2.106. The base and long sides are constructed from material of thickness t cm and the short sides from material of thickness $3t$ cm. The internal dimensions of the container are l cm \times b cm \times h cm. The design problem is to produce a container of a given capacity that uses the least amount of material. (Mass production of such items implies that small savings on individual items produce large savings in the bulk product.) First we obtain an expression for the volume A of material used in the manufacture of the container.

Figure 2.106



The capacity C of the box is $C(l, b, h) = lbh$. Then

$$\begin{aligned} A(l, b, h, t) &= C(l + 6t, b + 2t, h + t) - C(l, b, h) \\ &= (l + 6t)(b + 2t)(h + t) - lbh \\ &= (lb + 6bh + 2hl)t + (2l + 6b + 12h)t^2 + 12t^3 \end{aligned} \quad (2.52)$$

For a specific design the thickness t of the material and the capacity K of the container would be specified, so, since $lbh = K$, we can define one of the variables l , b and h in terms of the other two. For example, $l = K/bh$.

For various reasons, for example ease of handling, marketing display and so on, the manufacturer may impose other constraints on the design. We shall illustrate this by first considering a special case, and then look at the more general case.

Special case

Let us seek the optimal design of a container whose breadth b is four times its height h and whose capacity is $10\,000$ cm³, using material of thickness 0.4 cm and 1.2 cm (so that $t = 0.4$). The function $f(h)$ that we wish to minimize is given by $A(l, b, h, t)$, where $t = 0.4$, $b = 4h$ and $lbh = 10\,000$ (so that $l = 2500/h^2$). Substituting these values in (2.52) gives, after some rearrangement,

$$f(h) = 9.6h^2 + 5.76h + 0.768 + 6000/h + 800/h^2$$

The graph of this function is shown in Figure 2.107. The graph has a minimum point near $h = 7$. We can obtain a better estimate for the optimal choice for h by approximating $f(h)$ locally by a quadratic function. Evaluating f at $h = 6, 7$ and 8 gives

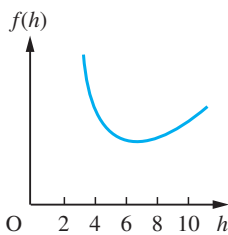


Figure 2.107

$$f(6) = 1403.2, \quad f(7) = 1385.0, \quad f(8) = 1423.7$$

This shows clearly that the minimum value occurs between $h = 6$ and $h = 8$.

We approximate to $f(h)$ using a local quadratic approximation of the form

$$f(h) \approx A(h - 7)^2 + B(h - 7) + C$$

$$\text{Setting } h = 7 \text{ gives } \quad C = 1385.0$$

$$\text{Setting } h = 6 \text{ gives } \quad A - B + C = 1403.2$$

$$\text{Setting } h = 8 \text{ gives } \quad A + B + C = 1423.7$$

Hence $C = 1385.0$, $A = 28.45$ and $B = 10.25$. The minimum of the approximating quadratic function occurs where $h - 7 = -B/(2A)$; that is, at $h = 7 - 0.18 = 6.82$. Thus the optimal choice for h is approximately 6.82 giving a value for $f(h)$ at that point of 1383.5.

The corresponding values for b and l are $b = 27.3$ and $l = 53.7$. Thus we have obtained an optimal design of the container in this special case.

General case

Here we seek the optimal design without restricting the ratio of b to h . For a container of capacity K , we have to minimize $A(l, b, h, t)$ subject to the constraint $C(l, b, h) = K$. Here

$$A(l, b, h, t) = (lb + 6bh + 2hl)t + (2l + 6b + 12h)t^2 + 12t^3$$

and

$$C(l, b, h) = lbh$$

These functions have certain algebraic symmetries that enable us to solve the problem algebraically. Consider the formula for A and set $x = 2h$ and $y = l/3$, then

$$\begin{aligned} A(l, b, h, t) &= 3(by + bx + xy)t + 6(y + b + x)t^2 + 12t^3 \\ &= A^*(y, b, x, t) \end{aligned}$$

and

$$C(l, b, h) = 3bxy/2$$

From this we can conclude that if $A^*(y, b, x, t)$ has a minimum value at (y_0, b_0, x_0) for a given value of t , then it has the same value at (x_0, b_0, y_0) , (x_0, y_0, b_0) , (y_0, x_0, b_0) , (b_0, y_0, x_0) and (b_0, x_0, y_0) . Assuming that the function has a unique minimum point, we conclude that these six points are the same, that is $b_0 = y_0 = x_0$. Thus we deduce that the minimum occurs where $l = 6h$ and $b = 2h$. Since the capacity is fixed, we have $lbh = K$, which implies that $12h^3 = K$.

Thus the optimal choice for h in the general case is $(\frac{1}{12}K)^{1/3}$.

Returning to the special case where $K = 10000$ and $t = 0.4$, we obtain an optimal design when

$$h = 9.41, \quad b = 18.82, \quad l = 56.46$$

using 1330.1 cm^3 of material. Note that the amount of material used is close to that used in the special case where $b = 4h$. This indicates that the design is not sensitive to small errors made during its construction. See Example 9.44.

2.11 Engineering application: an optimization problem

A company owns two mines: mine X produces 1 ton of high-grade ore, 3 tons of medium-grade ore and 5 tons of low-grade ore each day while mine Y produces 2 tons of each grade ore each day. The company needs 80 tons of high-grade, 160 tons of medium-grade and 200 tons of low-grade ore. It costs £2000 a day to operate each mine. How many days should each mine be operated to minimize the cost?

We can summarize the information using a table:

Mine	X	Y	Requirements
Grade			
High	1	2	80
Medium	3	2	160
Low	5	2	200
Cost/day	2000	2000	

Running X for x days and Y for y days to meet the requirements gives the inequalities

$$x + 2y \geq 80$$

$$3x + 2y \geq 160$$

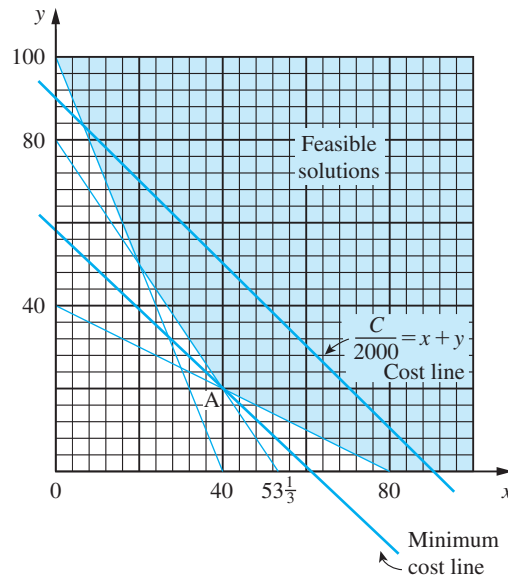
$$5x + 2y \geq 200$$

with the associated cost $C = 2000x + 2000y$. Also we know that $x \geq 0$ and $y \geq 0$.

The set of feasible solutions is shown tinted in Figure 2.108. The feasible costs are also shown in the diagram. They are represented by lines parallel to $x + y = C/2000$. The minimum cost is given by the cost line closest to the origin. This is the line that passes through the point A(40, 20).

Thus the company should operate mine X for 40 days and mine Y for 20 days to minimize the cost. This is an example of optimization using **linear programming**. Linear programming is discussed in detail in the companion book *Advanced Modern Engineering Mathematics* in Chapter 10.

Figure 2.108 Set of feasible solutions.



2.12 Review exercises (1–23)



Check your answers using MATLAB whenever possible.

- 1 The functions f and g are defined by

$$f(x) = x^2 - 4 \quad (x \text{ in } [-20, 20])$$

$$g(x) = x^{1/2} \quad (x \text{ in } [0, 200])$$

Let $h(x)$ and $k(x)$ be the compositions $f \circ g(x)$ and $g \circ f(x)$ respectively. Determine $h(x)$ and $k(x)$. Is the composite function $k(x)$ defined for all x in the domain of $f(x)$? If not, then for what part of the domain of $f(x)$ is $k(x)$ defined?

- 2 The perimeter of an ellipse depends on the lengths of its major and minor axes, and is given by

$$\text{perimeter} = 2 \cdot (\text{major axis}) \cdot E(m)$$

where

$$m = \frac{(\text{major axis})^2 - (\text{minor axis})^2}{(\text{major axis})^2}$$

and E is the function whose graph is given in Figure 2.109.

- (a) Calculate the perimeter of the ellipse whose axes are of length 10 cm and 6 cm.
 (b) A fairing is to be made from sheet metal bent into the shape of an ellipse of major axis 55 cm

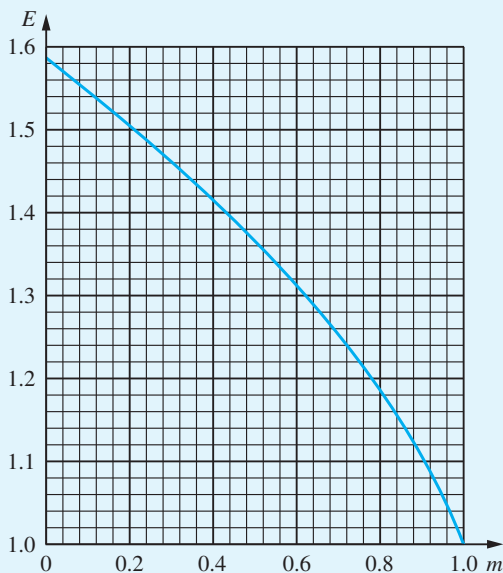


Figure 2.109

and minor axis 13 cm, and is to be of length 2 m. Estimate the area of sheet metal required.

- 3 The sales volume of a product depends on its price as follows:

Price/£	1.00	1.05	1.10	1.15	1.20	1.25	1.30
Sales/000	8	7	6	5	4	3	2

The cost of production is £1 per unit. Draw up a table showing the sales revenue, the cost and the profits for each selling price, and deduce the selling price to be adopted.

- 4 A function f is defined by

$$f = \begin{cases} x + 1 & (x < -1) \\ 0 & (-1 \leq x \leq 1) \\ x - 1 & (x > 1) \end{cases}$$

Draw the graphs of $f(x)$, $f(x - 2)$ and $f(2x)$. The function $g(x)$ is defined as $f(x + 2) - f(2x - 1)$. Draw a graph of $g(x)$.

- 5 The function $f(x)$ has formula $y = x^2$ for $0 \leq x < 1$. Sketch the graphs of $f(x)$ for $-4 < x < 4$ when
- $f(x)$ is periodic with period 1;
 - $f(x)$ is even and periodic with period 2;
 - $f(x)$ is odd and periodic with period 2.

- 6 Assuming that all the numbers given are correctly rounded, calculate the positive root together with its error bound of the quadratic equation

$$1.4x^2 + 5.7x - 2.3 = 0$$

Give your answer also as a correctly rounded number.

- 7 Sketch the functions

(a) $x^2 - 4x + 7$ (b) $x^3 - 2x^2 + 4x - 3$

(c) $\frac{x + 4}{x^2 - 1}$ (d) $\frac{x^2 - 2x + 3}{x^2 + 2x - 3}$

- 8 Find the Taylor expansion of

$$x^4 + 3x^3 - x^2 + 2x - 1 \text{ about } x = 1$$

9 Find the partial fractions of

$$(a) \frac{x+2}{(x-1)(x-4)} \quad (b) \frac{x^2+4}{(x+1)(x-3)}$$

$$(c) \frac{x^2-2x+3}{(x+2)^2(x-1)} \quad (d) \frac{x(2x-1)}{(x^2-x+1)(x+3)}$$

10 Express as products of sines and/or cosines

$$(a) \sin 2\theta - \sin \theta \quad (b) \cos 2\theta + \cos 3\theta$$

$$(c) \sin 4\theta - \sin 7\theta$$

11 Express in the form $r \sin(\theta - \alpha)$

$$(a) 4 \sin \theta - 2 \cos \theta \quad (b) \sin \theta + 8 \cos \theta$$

$$(c) \sqrt{3} \sin \theta + \cos \theta$$

12 (a) From the definition of the hyperbolic sine function prove

$$\sinh 3x = 3 \sinh x + 4 \sinh^3 x$$

(b) Sketch the graph of $y = x^3 + x$ carefully, and show that for each value of y there is exactly one value of x . Setting $z = \frac{1}{2}x\sqrt{3}$, show that

$$4z^3 + 3z = \frac{3\sqrt{3}}{2}y$$

and using (a), deduce that

$$x = \frac{2}{\sqrt{3}} \sinh \left[\frac{1}{3} \sinh^{-1} \left(\frac{3\sqrt{3}}{2} y \right) \right]$$

13 The parts produced by three machines along a factory aisle (shown in Figure 2.110 as the x axis) are to be taken to a nearby bench for assembly before they undergo further processing. Each assembly takes one part from each machine. There is a fixed cost per metre for moving any of the parts. Show that if x represents the position of the assembly bench the cost $C(x)$ of moving the parts for each assembled item is given by

$$C(x) \propto d(x)$$

$$\text{where } d(x) = |x+3| + |x-2| + |x-4|.$$

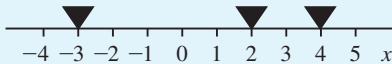


Figure 2.110

Draw the graph of $d(x)$ and find the optimal position of the bench.

14 Sketch the graphs of the functions

$$(a) \lfloor \frac{1}{2}x \rfloor - \frac{3}{2} \lfloor \frac{1}{3}x \rfloor$$

$$(b) xH(x) - (x-1)H(x-1) + (x-2)H(x-2)$$

15 Draw up a table of values of the function $f(x) = x^2 e^{-x}$ for $x = -0.1(0.1)1.1$. Determine the maximum error incurred in linearly interpolating for the function $f(x)$ in this table, and hence estimate the value of $f(0.83)$, giving your estimate to an appropriate number of decimal places.

16 By setting $t = \tan \frac{1}{2}x$, find the maximum value of $(\sin x)/(2 - \cos x)$.

17 (a) Show that a root x_0 of the equation

$$x^4 - px^3 + q = 0$$

is a repeated root if and only if

$$4x_0 - 3p = 0$$

(b) The stiffness of a rectangular beam varies with the cube of its height h and directly with its breadth b . Find the section of the beam that can be cut from a circular log of diameter D that has the maximum stiffness.

18 Starting at the point $(x_0, y_0) = (1, 0)$, a sequence of right-angled triangles is constructed as shown in Figure 2.111. Show that the coordinates of the vertices satisfy the recurrence relations

$$x_i = x_{i-1} - w_i y_{i-1}$$

$$y_i = w_i x_{i-1} + y_{i-1}$$

where $w_i = \tan \alpha_i^\circ$, $x_0 = 1$ and $y_0 = 0$.

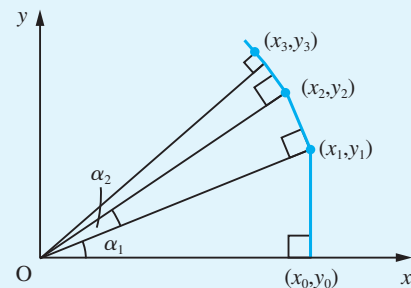


Figure 2.111

Any angle $0^\circ < \theta^\circ < 360^\circ$ can be expressed in the form

$$\theta = \sum_{i=0}^{\infty} n_i \phi_i$$

where $\tan \phi_i^\circ = 10^{-i}$ and n_i is a non-negative integer. Express $\theta = 56.5$ in this form and, using the recurrence relations above, calculate $\sin \theta^\circ$ and $\cos \theta^\circ$ to 5dp. (This method of calculating the trigonometric functions is used in some calculators.)

- 19 A mechanism consists of the linkage of three rods AB, BC and CD, as shown in Figure 2.112, where $AB = CD (= a, \text{ say})$, $BC = AD = a\sqrt{2}$, and M is the midpoint. The rods are freely jointed at B and C, and are free to rotate about A and D. Using polar coordinates with their pole O at the midpoint of AD and initial line OD, show that the curve described by M as CD rotates about D

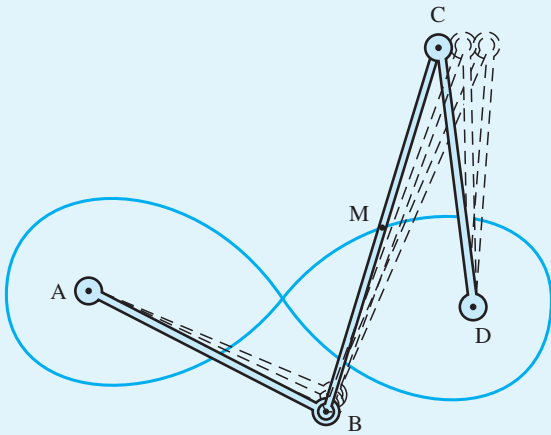


Figure 2.112

is $r^2 = a^2 \cos 2\theta$. Draw a careful graph of this curve, the 'lemniscate' of Bernoulli.

Show that

- (a) the cartesian coordinates of M satisfy

$$(x^2 + y^2)^2 = a^2(x^2 - y^2)$$

- (b) $AM \times DM = \frac{1}{2}a^2$.

- 20 Show that the equation

$$r = p/\sin(\theta - \alpha)$$

represents a straight line which cuts the x axis at the angle α and whose perpendicular distance from the origin is p .

- 21 Use the result of Question 20 to find the polar coordinate representation of the line which passes through the points (1, 2) and (3, 3).

- 22 Show that the equation

$$r = ep/(1 + e \cos \theta)$$

where e and p are constants, represents an ellipse where $0 < e < 1$, a parabola where $e = 1$ and a hyperbola where $e > 1$, the origin of the coordinate system being at a focus of the conic concerned.

- 23 Continuing Question 54 of Exercises 2.6.2, show that

$$\cot \theta = \frac{12 + d^2}{4d}$$

and by applying the arithmetic–geometric inequality to

$$\frac{3}{d} + \frac{d}{4}$$

deduce that θ° achieves its maximum value where $d = 2\sqrt{3}$.

3 Complex Numbers

Chapter 3 Contents

3.1	Introduction	184
3.2	Properties	185
3.3	Powers of complex numbers	208
3.4	Loci in the complex plane	216
3.5	Functions of a complex variable	221
3.6	Engineering application: alternating currents in electrical networks	223
3.7	Review exercises (1–34)	226

3.1 Introduction

Complex numbers first arose in the solution of cubic equations in the sixteenth century using a method known as Cardano's solution (from Gerolamo Cardan (1501–1576), a Renaissance mathematician). This gives the solution of the equation

$$x^3 + qx + r = 0$$

as

$$x = \sqrt[3]{[-\frac{1}{2}r + \sqrt{(\frac{1}{4}r^2 + \frac{1}{27}q^3)}]} + \sqrt[3]{[-\frac{1}{2}r - \sqrt{(\frac{1}{4}r^2 + \frac{1}{27}q^3)}]}$$

which may be verified by direct substitution. This solution gave difficulties when it unexpectedly involved square roots of negative numbers. For example, the equation

$$x^3 - 15x - 4 = 0$$

was known to have three roots. An obvious one is $x = 4$, but the corresponding root obtained using the formula was

$$x = \sqrt[3]{[2 + \sqrt{(-121)}]} + \sqrt[3]{[2 - \sqrt{(-121)}]}$$

Writing in 1572, Bombelli showed that

$$2 + \sqrt{(-121)} = [2 + \sqrt{(-1)}]^3$$

and

$$2 - \sqrt{(-121)} = [2 - \sqrt{(-1)}]^3$$

and so

$$x = [2 + \sqrt{(-1)}] + [2 - \sqrt{(-1)}] = 4$$

as expected. Since

$$\sqrt{(-x)} = \sqrt{(-1)}\sqrt{x}$$

where x is a positive number, the square roots of negative numbers can be represented as a number multiplied by $\sqrt{(-1)}$. Thus $\sqrt{(-121)} = 11\sqrt{(-1)}$, $\sqrt{(-4900)} = 70\sqrt{(-1)}$ and so on. Because the introduction of the special number $\sqrt{(-1)}$ simplified calculations, it quickly gained acceptance by mathematicians. Denoting $\sqrt{(-1)}$ by the letter j , we obtain the general number z where

$$z = x + jy$$

Here x and y are ordinary **real numbers** and obey the Fundamental Rules of Arithmetic. (Most mathematics and physics texts use the letter i instead of j . However, we shall follow the standard engineering practice and use j .) The number z is called a **complex number**. The ordinary processes of arithmetic still apply, but become a little more complicated. As well as simplifying the process of obtaining roots as above, the introduction of $j = \sqrt{(-1)}$ simplified the theory of equations, so that, for example, the quadratic equation

$$ax^2 + bx + c = 0$$

always has two roots

$$x = \frac{-b \pm \sqrt{(b^2 - 4ac)}}{2a}$$

These roots are real numbers when $b^2 \geq 4ac$ and complex numbers when $b^2 < 4ac$. Thus, any irreducible quadratic (see Section 2.3.4) may be factorized into two complex factors. Thus $x^2 + 2x + 5 = (x + 1 + j2)(x + 1 - j2)$. It then follows from property (ii) of the polynomial functions, given earlier (see Section 2.4.1), that any polynomial equation of degree n having real coefficients has exactly n roots which may be real or complex. This is a result known as the **Fundamental Theorem of Algebra**, which is also valid for polynomial equations having complex coefficients. Thus

$$x^7 - 7x^5 - 6x^4 + 4x^3 - 28x - 24 = 0$$

is an equation of degree seven and has the seven roots

$$x = -1, -2, -3, -1 - j, -1 + j, 1 - j, 1 + j$$

As has often been the case, what began as a mathematical curiosity has turned out to be of considerable practical importance, and complex numbers are invaluable in many aspects of engineering analysis. An elementary, but important, application is discussed later in this chapter.

3.2 Properties

To specify a complex number z , we use two real numbers, x and y , and write

$$z = x + jy$$

where $j = \sqrt{-1}$, and x is called the **real part** of z and y its **imaginary part**. This is often abbreviated to

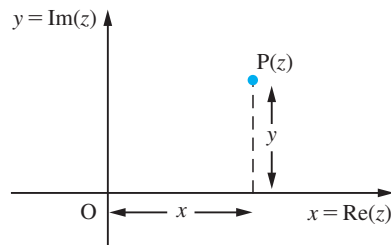
$$z = x + jy, \quad \text{where } x = \text{Re}(z) \text{ and } y = \text{Im}(z)$$

Note that the imaginary part of z does *not* include the j . For example, if $z = 3 - j2$ then $\text{Re}(z) = 3$ and $\text{Im}(z) = -2$. If $x = 0$, the complex number is said to be **purely imaginary** and if $y = 0$ it is said to be **purely real**.

3.2.1 The Argand diagram

Geometrically, complex numbers can be represented as points on a plane similar to the way in which real numbers are represented by points on a straight line (see Section 1.2.1). The number $z = x + jy$ is represented by the point P with coordinates (x, y) , as shown in Figure 3.1. Such a diagram is called an **Argand diagram**, first used by Caspar Wessel (1745–1818) but named after the self-taught amateur Jean-Robert Argand (1768–1822). The x axis is called the **real axis** and the y axis is called the **imaginary axis**.

Figure 3.1
The Argand diagram:
 $z = x + jy$.



Example 3.1

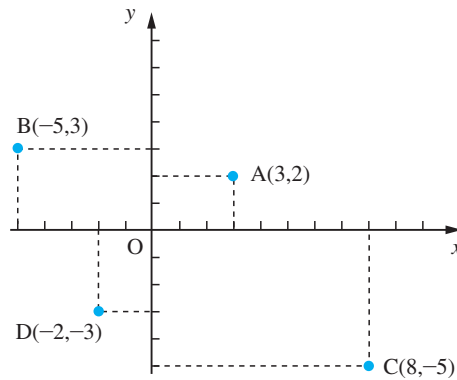
Represent on an Argand diagram the complex numbers

- (a) $3 + j2$ (b) $-5 + j3$ (c) $8 - j5$ (d) $-2 - j3$

Solution

- (a) The number $3 + j2$ is represented by the point A(3, 2)
 (b) The number $-5 + j3$ is represented by the point B(-5, 3)
 (c) The number $8 - j5$ is represented by the point C(8, -5)
 (d) The number $-2 - j3$ is represented by the point D(-2, -3)
 as shown in Figure 3.2.

Figure 3.2



3.2.2 The arithmetic of complex numbers

(i) Equality

If two complex numbers $z_1 = x_1 + jy_1$ and $z_2 = x_2 + jy_2$ are equal then they are represented by the same point on the Argand diagram and it clearly follows that

$$x_1 = x_2 \quad \text{and} \quad y_1 = y_2$$

That is, when two complex numbers are equal we can equate their respective real and imaginary parts.

Example 3.2

If the two complex numbers

$$z_1 = (3a + 2) + j(3b - 1) \quad \text{and} \quad z_2 = (b + 1) - j(a + 2 - b)$$

are equal

- (a) find the values of the real numbers a and b ;
 (b) write down the real and imaginary parts of z_1 and z_2 .

Solution (a) Since $z_1 = z_2$ we can equate their respective real and imaginary parts, giving

$$(3a + 2) = (b + 1) \quad \text{or} \quad 3a - b = -1$$

and

$$(3b - 1) = -(a + 2 - b) \quad \text{or} \quad a + 2b = -1$$

Solving for a and b then gives

$$a = -\frac{3}{7}, \quad b = -\frac{2}{7}$$

$$\begin{aligned} \text{(b)} \quad & \left. \begin{aligned} \operatorname{Re}(z_1) &= 3a + 2 = \frac{5}{7} \\ \operatorname{Re}(z_2) &= b + 1 = \frac{5}{7} \end{aligned} \right\} \quad \text{thus} \quad \operatorname{Re}(z_1) = \operatorname{Re}(z_2) = \frac{5}{7} \\ & \left. \begin{aligned} \operatorname{Im}(z_1) &= 3b - 1 = -\frac{13}{7} \\ \operatorname{Im}(z_2) &= -(a + 2 - b) = -\frac{13}{7} \end{aligned} \right\} \quad \text{thus} \quad \operatorname{Im}(z_1) = \operatorname{Im}(z_2) = -\frac{13}{7} \end{aligned}$$

and the complex number is $\frac{5}{7} - j\frac{13}{7}$.

(ii) Addition and subtraction

To add or subtract two complex numbers, we simply perform the operations on their corresponding real and imaginary parts. In general, if $z_1 = x_1 + jy_1$ and $z_2 = x_2 + jy_2$ then

$$z_1 + z_2 = (x_1 + x_2) + j(y_1 + y_2)$$

and

$$z_1 - z_2 = (x_1 - x_2) + j(y_1 - y_2)$$

In the next chapter (see Section 4.2.6) we shall interpret complex numbers geometrically as two-dimensional vectors and illustrate how the rules for the addition of vectors can be used to represent the addition of complex numbers in the Argand diagram.

Example 3.3

If $z_1 = 3 + j2$ and $z_2 = 5 - j3$ determine

$$\text{(a)} \quad z_1 + z_2 \quad \text{(b)} \quad z_1 - z_2$$

Solution (a) Adding the corresponding real and imaginary parts gives

$$z_1 + z_2 = (3 + 5) + j(2 - 3) = 8 - j1$$

(b) Subtracting the corresponding real and imaginary parts gives

$$z_1 - z_2 = (3 - 5) + j(2 - (-3)) = -2 + j5$$

(iii) Multiplication

When multiplying two complex numbers the normal rules for multiplying out brackets hold. Thus, in general, if $z_1 = x_1 + jy_1$ and $z_2 = x_2 + jy_2$ then

$$\begin{aligned} z_1 z_2 &= (x_1 + jy_1)(x_2 + jy_2) \\ &= x_1 x_2 + jy_1 x_2 + jx_1 y_2 + j^2 y_1 y_2 \end{aligned}$$

Making use of the fact that $j^2 = -1$ then gives

$$z_1 z_2 = x_1 x_2 - y_1 y_2 + j(x_1 y_2 + x_2 y_1)$$

Example 3.4

If $z_1 = 3 + j2$ and $z_2 = 5 + j3$ determine $z_1 z_2$.

Solution

$$\begin{aligned} z_1 z_2 &= (3 + j2)(5 + j3) = 15 + j10 + j9 + j^2 6 \\ &= 15 - 6 + j(10 + 9), \text{ using the fact that } j^2 = -1 \\ &= 9 + j19 \end{aligned}$$

(iv) Division

The division of two complex numbers is less straightforward. If $z_1 = x_1 + jy_1$ and $z_2 = x_2 + jy_2$, then we use the following technique to obtain the quotient. We multiply 'top and bottom' by $x_2 - jy_2$, giving

$$\frac{z_1}{z_2} = \frac{x_1 + jy_1}{x_2 + jy_2} = \frac{(x_1 + jy_1)(x_2 - jy_2)}{(x_2 + jy_2)(x_2 - jy_2)}$$

Multiplying out 'top and bottom', we obtain

$$\frac{z_1}{z_2} = \frac{(x_1 x_2 + y_1 y_2) + j(x_2 y_1 - x_1 y_2)}{x_2^2 + y_2^2}$$

giving

$$\frac{z_1}{z_2} = \frac{(x_1 x_2 + y_1 y_2)}{x_2^2 + y_2^2} + j \frac{(x_2 y_1 - x_1 y_2)}{x_2^2 + y_2^2}$$

The number $x - jy$ is called the **complex conjugate** of $z = x + jy$ and is denoted by z^* . (Sometimes the complex conjugate is denoted with an overbar as \bar{z} .) Note that the complex conjugate z^* is obtained by changing the sign of the imaginary part of z .

Example 3.5

If $z_1 = 3 + j2$ and $z_2 = 5 + j3$ determine $\frac{z_1}{z_2}$.

Solution

$$\frac{z_1}{z_2} = \frac{3 + j2}{5 + j3}$$

Multiplying 'top and bottom' by the conjugate $5 - j3$ of the denominator gives

$$\frac{z_1}{z_2} = \frac{(3 + j2)(5 - j3)}{(5 + j3)(5 - j3)}$$

Multiplying out ‘top and bottom’, we obtain

$$\frac{3 + j2}{5 + j3} = \frac{(15 + 6) + j(10 - 9)}{(25 + 9) + j(15 - 15)} = \frac{21 + j}{34} = \frac{21}{34} + j\frac{1}{34}$$

Example 3.6

Find the real and imaginary parts of the complex number $z + 1/z$ for $z = (2 + j)/(1 - j)$.

Solution

$$z = \frac{2 + j}{1 - j} = \frac{(2 + j)(1 + j)}{(1 - j)(1 + j)} = \frac{1 + j3}{2} = \frac{1}{2} + j\frac{3}{2}$$

then

$$z^{-1} = \frac{2}{1 + j3} = \frac{2(1 - j3)}{(1 + j3)(1 - j3)} = \frac{2 - j6}{10} = \frac{1}{5} - j\frac{3}{5}$$

so that

$$z + \frac{1}{z} = \left(\frac{1}{2} + j\frac{3}{2}\right) + \left(\frac{1}{5} - j\frac{3}{5}\right) = \left(\frac{1}{2} + \frac{1}{5}\right) + j\left(\frac{3}{2} - \frac{3}{5}\right) = \frac{7}{10} + j\frac{9}{10}$$

giving

$$\operatorname{Re}\left(z + \frac{1}{z}\right) = \frac{7}{10} \quad \text{and} \quad \operatorname{Im}\left(z + \frac{1}{z}\right) = \frac{9}{10}$$

3.2.3 Complex conjugate

As we have seen above, the complex conjugate of $z = x + jy$ is $z^* = x - jy$. In the Argand diagram z^* is the mirror image of z in the real or x axis. The following important results are readily deduced.

$$\begin{aligned} z + z^* &= 2x = 2 \operatorname{Re}(z) \\ z - z^* &= 2jy = 2j \operatorname{Im}(z) \\ zz^* &= (x + jy)(x - jy) = x^2 + y^2 \\ (z_1 z_2)^* &= z_1^* z_2^* \end{aligned} \tag{3.1}$$

with the next to last result indicating that the product of a complex number and its complex conjugate is a real number.

The zeros of an irreducible quadratic function, which has real coefficients, are complex conjugates of each other.

Example 3.7

Express the zeros of $f(x) = x^2 - 6x + 13$ as complex numbers.

Solution

The zeros of $f(x)$ are the roots of the equation

$$x^2 - 6x + 13 = 0$$

Using the quadratic formula (1.8) we obtain

$$\begin{aligned}x &= \frac{6 \pm \sqrt{(36 - 52)}}{2} = \frac{6 \pm \sqrt{(-16)}}{2} \\ &= \frac{6 \pm 4\sqrt{(-1)}}{2} = 3 \pm j2\end{aligned}$$

So the two zeros form a conjugate pair.

Example 3.8

Find all the roots of the quartic equation

$$x^4 + 4x^2 + 16 = 0$$

Solution

Rewriting the equation we can achieve a difference of squares which makes possible a first factorization

$$\begin{aligned}x^4 + 8x^2 + 16 - 4x^2 &= (x^2 + 4)^2 - 4x^2 \\ &= [(x^2 + 4) - 2x][(x^2 + 4) + 2x]\end{aligned}$$

Now $x^2 - 2x + 4 = (x - 1)^2 + 3$ and $x^2 + 2x + 4 = (x + 1)^2 + 3$, so we obtain the equations

$$x - 1 = \pm j\sqrt{3} \quad \text{and} \quad x + 1 = \pm j\sqrt{3}$$

and the four roots of the quartic equation are

$$x = 1 + j\sqrt{3}, 1 - j\sqrt{3}, -1 + j\sqrt{3}, -1 - j\sqrt{3}$$

These roots form two conjugate pairs.

Example 3.9

For the complex numbers $z_1 = 5 + j3$ and $z_2 = 3 - j2$ verify the identity

$$(z_1 z_2)^* = z_1^* z_2^*$$

Solution

$$z_1 z_2 = (5 + j3)(3 - j2) = 15 + 6 + j(9 - 10) = 21 - j$$

$$(z_1 z_2)^* = 21 + j$$

$$z_1^* z_2^* = (5 - j3)(3 + j2) = 15 + 6 + j(10 - 9) = 21 + j$$

Thus $(z_1 z_2)^* = z_1^* z_2^*$.

3.2.4 Modulus and argument

As indicated in the Argand diagram of Figure 3.3, the point P is specified uniquely if we know the length of the line OP and the angle it makes with the positive x direction. The length of OP is a measure of the size of z and is called the **modulus** of z , which is usually denoted by $\text{mod } z$ or $|z|$. The angle between the positive real axis and OP is called the **argument** of z and is denoted by $\text{arg } z$. Since the polar coordinates (r, θ) and $(r, \theta + 2\pi)$ represent the same point, a convention is used to determine the argument

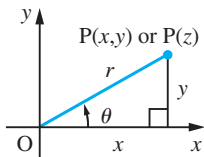


Figure 3.3
Modulus (r) and argument (θ) of the complex number $z = x + jy$.

of z uniquely, restricting its range so that $-\pi < \arg z \leq \pi$. (In some textbooks this is referred to as the 'principal value' of the argument.) The argument of the complex number $0 + j0$ is not defined.

Thus from Figure 3.3, $|z|$ and $\arg z$ are given by

$$\left. \begin{aligned} |z| &= r = \sqrt{x^2 + y^2} \\ \arg z &= \theta \quad \text{where } \tan \theta = y/x, z \neq 0 \end{aligned} \right\} \quad (3.2)$$

Note that from equations (3.1)

$$zz^* = x^2 + y^2 = |z|^2$$

There are two common mistakes to avoid when calculating $|z|$ and $\arg z$ using (3.2). First, note that the modulus of z is the square root of the sum of squares of x and y , *not* of x and jy . The j part of the number has been accounted for in the representation of the Argand diagram. The second common mistake is to place θ in the wrong quadrant. To avoid this, it is advisable when evaluating $\arg z$ to draw a sketch of the Argand diagram showing the location of the number.

Example 3.10

Determine the modulus and argument of

- (a) $3 + j2$ (b) $1 - j$ (c) $-1 + j$ (d) $-\sqrt{6} - j\sqrt{2}$

Solution

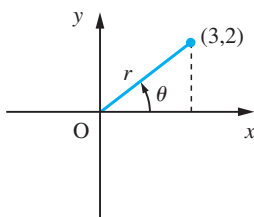
Note that the sketches of the Argand diagrams locating the positions of the complex numbers are given in Figure 3.4(a–d).

(a) $|3 + j2| = \sqrt{(3^2 + 2^2)} = \sqrt{(9 + 4)} = \sqrt{13} = 3.606$

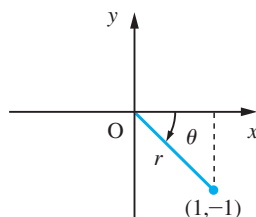
$$\arg(3 + j2) = \tan^{-1}\left(\frac{2}{3}\right) = 0.588$$

(b) $|1 - j| = \sqrt{[1^2 + (-1)^2]} = \sqrt{2} = 1.414$

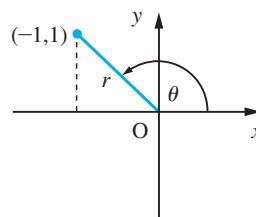
$$\arg(1 - j) = -\tan^{-1}\left(\frac{1}{1}\right) = -\frac{1}{4}\pi$$



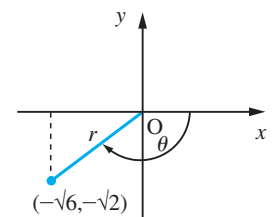
(a)



(b)



(c)



(d)

Figure 3.4

$$(c) |-1 + j| = \sqrt{(-1)^2 + 1^2} = \sqrt{2} = 1.414$$

$$\arg(-1 + j) = \pi - \tan^{-1}\left(\frac{1}{1}\right) = \pi - \frac{1}{4}\pi = \frac{3}{4}\pi$$

$$(d) |-\sqrt{6} - j\sqrt{2}| = \sqrt{(6 + 2)} = \sqrt{8} = 2.828$$

$$\arg(-\sqrt{6} - j\sqrt{2}) = -(\pi - \tan^{-1}\frac{\sqrt{2}}{\sqrt{6}}) = -(\pi - \tan^{-1}\sqrt{\frac{1}{3}}) = -(\pi - \frac{1}{6}\pi) = -\frac{5}{6}\pi$$



MATLAB handles complex numbers automatically. Either i or j can be used to denote the imaginary part, but in any output to a command, MATLAB will always use i . Consequently, to avoid confusion i will be used throughout when using MATLAB, so, for example, the complex number $z = 4 + j3$ will be entered as

$$z = 4 + 3i$$

Note that the i is located after the number 3 and there is no need to insert the multiplication sign $*$ between the 3 and the i (if it is located before then $*$ must be included). However, in some cases it is necessary to insert $*$; for example, the complex number $z = -\frac{1}{2} + j\frac{1}{2}$ must be entered as

$$z = -1/2 + (1/2)*i$$

The complex conjugate z^* of a complex number z is obtained using the command `conj`; for example, to obtain the conjugate of $z = 4 + j3$ enter the commands

```
MATLAB
z = 4 + 3i;
zbar = conj(z)
which return
zbar = 4 - 3i
```

The arithmetical operations of addition, subtraction, multiplication and division are carried out by the standard operators $+$, $-$, $*$ and $/$ respectively. For example, if $z_1 = 4 + j3$ and $z_2 = -3 + j2$ then $z_3 = z_1 + z_2$ and $z_4 = z_1/z_2$ are determined as follows:

```
MATLAB
z1 = 4 + 3i;
z2 = -3 + 2i;
z3 = z1 + z2
returns
z3 = 1.0000 + 5.0000i
and the further command
z4 = z1/z2
returns
z4 = -0.4615 - 1.3077i
```

Exact arithmetic may be undertaken in MATLAB using the Symbolic Math Toolbox with the command `double` used to obtain numerical results. For example, the commands

```
syms z1 z2 z4
z1 = sym(4 + 3i); z2 = sym(3 + 2i); z4 = z1/z2
```

return

$$z4 = \frac{18}{13} + \frac{1i}{13}$$

and

```
double(z4)
```

returns

$$z4 = 1.3846 + 0.0769i$$

The real and imaginary parts of a complex number are determined using the commands `real` and `imag` respectively. Considering Example 3.6 the MATLAB commands

```
z = (2 + i)/(1 - i); z1 = z + 1/z;
real(z1)
```

return the answer `0.7000` and the further command

```
imag(z1)
```

returns the answer `0.9000`, thus confirming the answers obtained in the given solution.

To represent complex numbers as points on an Argand diagram check that the following commands reaffirm the solution given in Example 3.1:

```
z1 = 3 + 2i; x = real(z1); y = imag(z1);
plot(x,y,'*')
xlabel('x = Re(z)')
ylabel('y = Im(z)')
hold on
plot([-6,9],[0,0], 'k')
plot([0,0],[-6,4], 'k')
z2 = -5 + 3i; x = real(z2); y = imag(z2);
plot(x,y, '*')
z3 = 8 - 5i; x = real(z3); y = imag(z3);
plot(x,y, '*')
z4 = -2 - 3i; x = real(z4); y = imag(z4);
plot(x,y, '*')
```

To label the points add the additional commands

```
text(3.2,2, 'A(3,2)')
text(-5,3.3, 'B(-5,3)')
text(8.2,-5, 'C(8,-5)')
text(-2,-3.3, 'D(-2,3)')
plot(x,y,'*')
hold off
```

- [Note: (1) The '*' in the plot commands means that the point will be printed as an asterisk; alternatives include '.', 'x' and '+'.
 (2) The *hold on* command holds the current axes for subsequent plots.
 (3) The two plot commands following the *hold on* command draw the *x* and *y* axes with the entry *k* indicating that the lines are drawn in black (alternatives include *b* for blue, *r* for red and *g* for green).]

Symbolically the MATLAB commands

```
syms x y real
z = x + i*y
```

create symbolic variables *x* and *y* that have the additional property that they are real. Then *z* is a complex variable and can be manipulated as such. For example,

```
conj(z) returns x - i*y and expand(z*conj(z)) returns x^2 + y^2
```

The modulus and argument (measured in radians) of a complex number *z* can be calculated directly using the commands *abs* and *angle* respectively. For example, considering Example 3.10(a) the commands

```
z = 3 + 2i;
modz = abs(z)
```

return

```
modz = 3.6056
```

and the additional command

```
argz = angle(z)
```

returns

```
argz = 0.5880
```

confirming the answers obtained in the given solution. Using these commands check the answers to Examples 3.10(b)–(d).

3.2.5 Exercises



Check your answers using MATLAB whenever possible.

- | | |
|--|---|
| <p>1 Show in an Argand diagram the points representing the following complex numbers:</p> <p>(a) $1 + j$ (b) $\sqrt{3} - j$
 (c) $-3 + j4$ (d) $1 - j\sqrt{3}$
 (e) $-1 + j\sqrt{3}$ (f) $-1 - j\sqrt{3}$</p> | <p>3 Obtain the roots of the equations below using complex numbers where necessary:</p> <p>(a) $x^2 + 6x + 13 = 0$
 (b) $x^2 - x + 2 = 0$
 (c) $4x^2 + 4x + 5 = 0$
 (d) $x^3 + 2x - 3 = 0$
 (e) $x^4 - x^2 - 6 = 0$</p> |
| <p>2 Find $z_1 + z_2$, $z_1 - z_2$, $2z_1$, $-3z_2$, $5z_1 - 2z_2$, $2z_1 + z_2$ where z_1 and z_2 are the complex numbers $z_1 = 1 + j2$, $z_2 = 3 - j$.</p> | |

- 4 Express in the form $x + jy$:
 (a) $(6 - j3)(2 + j4)$ (b) $(7 + j)(2 - j3)$
 (c) $(-1 + j)(-2 + j3)$ (d) $(-3 + j2)(4 + j7)$
- 5 Express in the form $x + jy$:
 (a) $(4 - j6)/(1 + j)$ (b) $(5 + j3)/(3 - j2)$
 (c) $(1 - j)/(4 + j3)$ (d) $(-4 - j3)/(2 - j)$
- 6 Express in the form $x + jy$ where x and y are real numbers:
 (a) $(5 + j3)(2 - j) - (3 + j)$ (b) $(1 - j2)^2$
 (c) $\frac{5 - j8}{3 - j4}$ (d) $\frac{1 - j}{1 + j}$
 (e) $\frac{1}{2}(1 + j)^2$ (f) $(3 - j2)^2$
 (g) $\frac{1}{5 - j3} - \frac{1}{5 + j3}$ (h) $\frac{1}{2} - \frac{3 - j4}{5 - j8}$
- 7 Determine the complex conjugate of
 (a) $2 + j7$ (b) $-3 - j$ (c) $-j6$ (d) $\frac{2}{3} - j\frac{2}{3}$
- 8 Find the roots of the equations
 (a) $x^2 + 2x + 2 = 0$ (b) $x^3 + 8 = 0$
- 9 Find z such that
 $zz^* + 3(z - z^*) = 13 + j12$
- 10 With $z = 2 - j3$, find
 (a) jz (b) z^* (c) $1/z$ (d) $(z^*)^*$
- 11 Find the modulus and argument of each of the complex numbers given in Question 1.
- 12 Find the complex numbers w, z which satisfy the simultaneous equations
 $4z + 3w = 23$
 $z + jw = 6 + j8$
- 13 For $z = x + jy$ (x and y real) satisfying
 $\frac{2z}{1 + j} - \frac{2z}{j} = \frac{5}{2 + j}$
 find x and y .
- 14 Given $z = 2 - j2$ is a root of
 $2z^3 - 9z^2 + 20z - 8 = 0$
 find the remaining roots of the equation.
- 15 Find the real and imaginary parts of z when
 $\frac{1}{z} = \frac{2}{2 + j3} + \frac{1}{3 - j2}$
- 16 Find $z = z_1 + z_2z_3/(z_2 + z_3)$ when $z_1 = 2 + j3$,
 $z_2 = 3 + j4$ and $z_3 = -5 + j12$.
- 17 Find the values of the real numbers x and y which satisfy the equation
 $\frac{2 + x - jy}{3x + jy} = 1 + j2$
- 18 Find z_3 in the form $x + jy$, where x and y are real numbers, given that
 $\frac{1}{z_3} = \frac{1}{z_1} + \frac{1}{z_1z_2}$
 where $z_1 = 3 - j4$ and $z_2 = 5 + j2$.

3.2.6 Polar form of a complex number

Figure 3.3 (see Section 3.2.4) shows that the relationships between (x, y) and (r, θ) are

$$x = r \cos \theta \quad \text{and} \quad y = r \sin \theta$$

Hence the complex number $z = x + jy$ can be expressed in the form

$$z = r \cos \theta + jr \sin \theta = r(\cos \theta + j \sin \theta) \quad (3.3)$$

This is called the **polar form** of the complex number. In engineering it is frequently written as $r \angle \theta$, so that

$$z = r \angle \theta = r(\cos \theta + j \sin \theta)$$

Example 3.11

Express the following complex numbers in polar form.

(a) $12 + j5$ (b) $-3 + j4$ (c) $-4 - j3$

Solution(a) A sketch of the Argand diagram locating the position of $12 + j5$ is given in Figure 3.5(a). Thus

$$|12 + j5| = \sqrt{(144 + 25)} = 13$$

$$\arg(12 + j5) = \tan^{-1}\frac{5}{12} = 0.395$$

Thus in polar form

$$12 + j5 = 13[\cos(0.395) + j \sin(0.395)]$$

(b) A sketch of the Argand diagram locating the position of $-3 + j4$ is given in Figure 3.5(b). Thus

$$|-3 + j4| = \sqrt{(9 + 16)} = 5$$

$$\begin{aligned} \arg(-3 + j4) &= \pi - \tan^{-1}\frac{4}{3} = \pi - 0.9273 \\ &= 2.214 \end{aligned}$$

Thus in polar form

$$-3 + j4 = 5[\cos(2.214) + j \sin(2.214)]$$

(c) A sketch of the Argand diagram locating the position of $-4 - j3$ is given in Figure 3.5(c). Thus

$$|-4 - j3| = \sqrt{(16 + 9)} = 5$$

$$\begin{aligned} \arg(-4 - j3) &= -(\pi - \tan^{-1}\frac{3}{4}) = -(\pi - 0.643) \\ &= -2.498 \end{aligned}$$

Thus in polar form

$$\begin{aligned} -4 - j3 &= 5[\cos(-2.498) + j \sin(-2.498)] \\ &= 5[\cos(2.498) - j \sin(2.498)] \end{aligned}$$

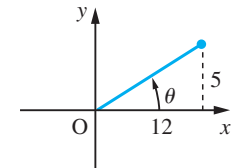
using the results $\cos(-t) = \cos t$ and $\sin(-t) = -\sin t$.*Note:* Rectangular to polar conversion can be done using a calculator and students are encouraged to check the answers in this way.**Multiplication in polar form**

Let

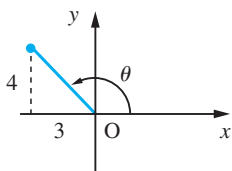
$$z_1 = r_1(\cos \theta_1 + j \sin \theta_1) \quad \text{and} \quad z_2 = r_2(\cos \theta_2 + j \sin \theta_2)$$

then

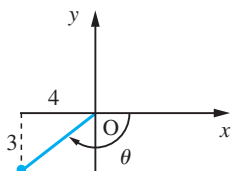
$$\begin{aligned} z_1 z_2 &= r_1 r_2 (\cos \theta_1 + j \sin \theta_1)(\cos \theta_2 + j \sin \theta_2) \\ &= r_1 r_2 [(\cos \theta_1 \cos \theta_2 - \sin \theta_1 \sin \theta_2) + j(\sin \theta_1 \cos \theta_2 + \cos \theta_1 \sin \theta_2)] \end{aligned}$$



(a)



(b)



(c)

Figure 3.5

which, on using the trigonometric identities (2.24a, c), gives

$$z_1 z_2 = r_1 r_2 [\cos(\theta_1 + \theta_2) + j \sin(\theta_1 + \theta_2)] \quad (3.4)$$

Hence

$$|z_1 z_2| = r_1 r_2 = |z_1| |z_2| \quad (3.5a)$$

and

$$\arg(z_1 z_2) = \theta_1 + \theta_2 = \arg z_1 + \arg z_2 \quad (3.5b)$$

When using these results, care must be taken to ensure that $-\pi < \arg(z_1 z_2) \leq \pi$.

Example 3.12

If $z_1 = -12 + j5$ and $z_2 = -4 + j3$, determine, using (3.5a) and (3.5b), $|z_1 z_2|$ and $\arg(z_1 z_2)$.

Solution

$$|z_1| = \sqrt{(144 + 25)} = \sqrt{169} = 13$$

$$\arg(z_1) = \pi - \tan^{-1} \frac{5}{12} = \pi - 0.395 = 2.747$$

$$|z_2| = \sqrt{(16 + 9)} = 5$$

$$\arg(z_2) = \pi - \tan^{-1} \frac{3}{4} = 2.498$$

Thus from (3.4) and (3.5)

$$|z_1 z_2| = |z_1| |z_2| = (13)(5) = 65$$

$$\begin{aligned} \arg(z_1 z_2) &= \arg z_1 + \arg z_2 = 2.747 + 2.498 \\ &= 5.245 \text{ (or } 300.51^\circ) \end{aligned}$$

However, this does not express $\arg(z_1 z_2)$ within the defined range $-\pi < \arg \leq \pi$. Thus

$$\arg(z_1 z_2) = -2\pi + 5.245 = -1.038$$

Geometrical representation of multiplication by j

Since

$$z = r(\cos \theta + j \sin \theta) \quad \text{and} \quad j = 1(\cos \frac{1}{2}\pi + j \sin \frac{1}{2}\pi)$$

it follows from (3.4) that

$$jz = r[\cos(\theta + \frac{1}{2}\pi) + j \sin(\theta + \frac{1}{2}\pi)]$$

Thus the effect of multiplying a complex number by j is to leave the modulus unaltered but to increase the argument by $\frac{1}{2}\pi$, as indicated in Figure 3.6. This property is of importance in the application of complex numbers to the theory of alternating current.

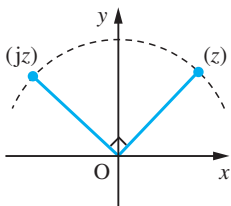


Figure 3.6
Relationship between z and jz .

Division in polar form

Now

$$\begin{aligned}\frac{1}{\cos \theta + j \sin \theta} &= \frac{1}{\cos \theta + j \sin \theta} \frac{\cos \theta - j \sin \theta}{\cos \theta - j \sin \theta} \\ &= \frac{\cos \theta - j \sin \theta}{\cos^2 \theta + \sin^2 \theta} \\ &= \cos \theta - j \sin \theta, \quad \text{since } \cos^2 \theta + \sin^2 \theta = 1\end{aligned}$$

Thus if

$$z_1 = r_1(\cos \theta_1 + j \sin \theta_1) \quad \text{and} \quad z_2 = r_2(\cos \theta_2 + j \sin \theta_2)$$

then

$$\begin{aligned}\frac{z_1}{z_2} &= \frac{r_1(\cos \theta_1 + j \sin \theta_1)}{r_2(\cos \theta_2 + j \sin \theta_2)} \\ &= \frac{r_1}{r_2} (\cos \theta_1 + j \sin \theta_1)(\cos \theta_2 - j \sin \theta_2) \quad (\text{from above}) \\ &= \frac{r_1}{r_2} [(\cos \theta_1 \cos \theta_2 + \sin \theta_1 \sin \theta_2) + j(\sin \theta_1 \cos \theta_2 - \cos \theta_1 \sin \theta_2)]\end{aligned}$$

or

$$\frac{z_1}{z_2} = \frac{r_1}{r_2} [\cos(\theta_1 - \theta_2) + j \sin(\theta_1 - \theta_2)] \quad (3.6)$$

using the trigonometric identities (2.25b, d). Hence

$$\left| \frac{z_1}{z_2} \right| = \frac{r_1}{r_2} = \frac{|z_1|}{|z_2|} \quad (3.7)$$

and

$$\arg\left(\frac{z_1}{z_2}\right) = \theta_1 - \theta_2 = \arg z_1 - \arg z_2 \quad (3.8)$$

Again some adjustment may be necessary to ensure that $-\pi < \arg(z_1/z_2) \leq \pi$.

Example 3.13

For the following pairs of complex numbers obtain z_1/z_2 and z_2/z_1 .

- (a) $z_1 = 4(\cos \pi/2 + j \sin \pi/2)$, $z_2 = 9(\cos \pi/3 + j \sin \pi/3)$
 (b) $z_1 = \cos 3\pi/4 + j \sin 3\pi/4$, $z_2 = 2(\cos \pi/8 + j \sin \pi/8)$

Solution (a) $|z_1| = 4$, $\arg z_1 = \pi/2$; $|z_2| = 9$, $\arg z_2 = \pi/3$

From (3.7)

$$\left| \frac{z_1}{z_2} \right| = \frac{4}{9} \quad \text{and} \quad \left| \frac{z_2}{z_1} \right| = \frac{9}{4}$$

From (3.8)

$$\arg\left(\frac{z_1}{z_2}\right) = \frac{\pi}{2} - \frac{\pi}{3} = \frac{\pi}{6} \quad \text{and} \quad \arg\left(\frac{z_2}{z_1}\right) = \frac{\pi}{3} - \frac{\pi}{2} = -\frac{\pi}{6}$$

$$\text{Thus} \quad \frac{z_1}{z_2} = \frac{4}{9} \left(\cos \frac{\pi}{6} + j \sin \frac{\pi}{6} \right)$$

$$\text{and} \quad \frac{z_2}{z_1} = \frac{9}{4} \left(\cos \frac{\pi}{6} - j \sin \frac{\pi}{6} \right)$$

(b) $|z_1| = 1$, $\arg z_1 = 3\pi/4$; $|z_2| = 2$, $\arg z_2 = \pi/8$

From (3.7)

$$\left| \frac{z_1}{z_2} \right| = \frac{1}{2} \quad \text{and} \quad \left| \frac{z_2}{z_1} \right| = 2$$

From (3.8)

$$\arg\left(\frac{z_1}{z_2}\right) = \frac{3\pi}{4} - \frac{\pi}{8} = \frac{5\pi}{8} \quad \text{and} \quad \arg\left(\frac{z_2}{z_1}\right) = \frac{\pi}{8} - \frac{3\pi}{4} = -\frac{5\pi}{8}$$

$$\text{Thus} \quad \frac{z_1}{z_2} = \frac{1}{2} \left(\cos \frac{5\pi}{8} + j \sin \frac{5\pi}{8} \right)$$

$$\text{and} \quad \frac{z_2}{z_1} = 2 \left(\cos \frac{5\pi}{8} - j \sin \frac{5\pi}{8} \right)$$

Example 3.14

Find the modulus and argument of

$$z = \frac{(1 + j2)^2(4 - j3)^3}{(3 + j4)^4(2 - j)^3}$$

Solution

$$\begin{aligned} |z| &= \frac{|1 + j2|^2 |4 - j3|^3}{|3 + j4|^4 |2 - j|^3} \\ &= \frac{[\sqrt{(1+4)}]^2 [\sqrt{(16+9)}]^3}{[\sqrt{(9+16)}]^4 [\sqrt{(4+1)}]^3} = \frac{1}{25} \sqrt{5} \end{aligned}$$

$$\begin{aligned} \arg z &= 2 \arg(1 + j2) + 3 \arg(4 - j3) - 4 \arg(3 + j4) - 3 \arg(2 - j) \\ &= 2(1.107) + 3(-0.643) - 4(0.927) - 3(-0.461) = -2.035 \end{aligned}$$

3.2.7 Euler's formula

In Section 2.7.4 we obtained the result

$$e^x = \cosh x + \sinh x$$

which links the exponential and hyperbolic functions. A similar, but more important, formula links the exponential and circular functions. It is

$$e^{j\theta} = \cos \theta + j \sin \theta \quad (3.9)$$

This formula is known as **Euler's formula**. The justification for this definition depends on the following facts.

We know from the properties of the exponential function that

$$e^{j\theta_1} e^{j\theta_2} = e^{j(\theta_1 + \theta_2)}$$

When expressed in terms of Euler's formula this becomes

$$(\cos \theta_1 + j \sin \theta_1)(\cos \theta_2 + j \sin \theta_2) = \cos(\theta_1 + \theta_2) + j \sin(\theta_1 + \theta_2)$$

which is just (3.4) with $r_1 = r_2 = 1$.

Similarly

$$\frac{e^{j\theta_1}}{e^{j\theta_2}} = e^{j(\theta_1 - \theta_2)}$$

becomes

$$\frac{\cos \theta_1 + j \sin \theta_1}{\cos \theta_2 + j \sin \theta_2} = \cos(\theta_1 - \theta_2) + j \sin(\theta_1 - \theta_2)$$

which is just (3.6) with $r_1 = r_2 = 1$.

Euler's formula enables us to write down the polar form of the complex number z very concisely:

$$z = r(\cos \theta + j \sin \theta) = r e^{j\theta} = r \angle \theta \quad (3.10)$$

This is known as the **exponential form** of the complex number z .

Example 3.15

Express the following complex numbers in exponential form:

(a) $2 + j3$ (b) $-2 + j$

Solution

(a) A sketch of the Argand diagram showing the position of $2 + j3$ is given in Figure 3.7(a).

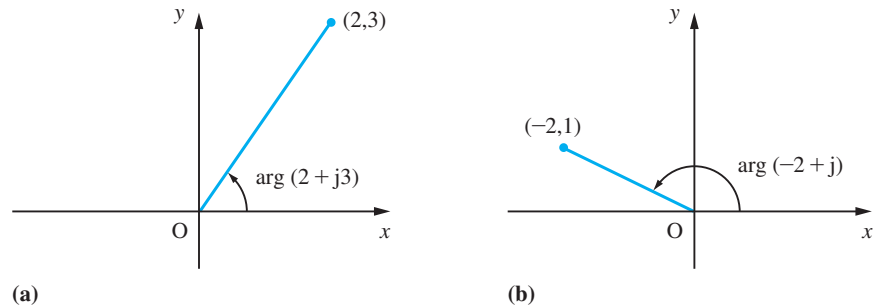
$$|2 + j3| = \sqrt{2^2 + 3^2} = \sqrt{13}$$

$$\arg(2 + j3) = \tan^{-1}(3/2) = 0.9828$$

$$\text{Thus } 2 + j3 = \sqrt{13} e^{j0.9828}$$

(b) A sketch of the Argand diagram showing the position of $-2 + j$ is given in Figure 3.7(b).

Figure 3.7
Argand diagrams for
Example 3.15.



$$|-2 + j| = \sqrt{5}$$

$$\arg(-2 + j) = \pi - \tan^{-1}(1/2) = 2.6779$$

$$\text{Thus } -2 + j = \sqrt{5}e^{j2.6779}.$$

Example 3.16

Express in cartesian form the complex number $e^{2+j\pi/3}$.

Solution $e^{2+j\pi/3} = e^2 e^{j\pi/3} = e^2(\cos \pi/3 + j \sin \pi/3)$

Now $e^2 = 7.3891$, $\cos \pi/3 = 0.5$ and $\sin \pi/3 = 0.8660$, so that

$$e^{2+j\pi/3} = 3.6945 + j6.3991$$



Having determined the modulus r and argument $theta$ of a complex number, its polar form is given in MATLAB by

$$r*(\cos(theta) + i*\sin(theta))$$

and its exponential form by

$$r*\exp(i*theta)$$

3.2.8 Exercises



Check your answers using MATLAB whenever possible.

- 19 If $z_1 = 1 + j$ and $z_2 = \sqrt{3} + j$, determine $|z_1 z_2|$, $|z_1/z_2|$, $\arg(z_1 z_2)$ and $\arg(z_1/z_2)$.

- 20 For the following pairs of numbers obtain $z_1 z_2$, z_1/z_2 , and z_2/z_1 :

(a) $z_1 = 2 \left[\cos\left(\frac{3\pi}{4}\right) + j \sin\left(\frac{3\pi}{4}\right) \right]$

$$z_2 = 8 \left[\cos\left(\frac{\pi}{6}\right) + j \sin\left(\frac{\pi}{6}\right) \right]$$

(b) $z_1 = 3 \left[\cos\left(\frac{\pi}{3}\right) + j \sin\left(\frac{\pi}{3}\right) \right]$

$$z_2 = 5 \left[\cos\left(\frac{5\pi}{6}\right) + j \sin\left(\frac{5\pi}{6}\right) \right]$$

- 21 Obtain the modulus and argument of z where

$$z = \frac{(2 + j)^3 (-3 + j4)^2}{(12 - j5)^4 (1 - j)^4}$$

and write z in the form $x + jy$.

22 Express the following complex numbers in exponential form:

(a) $3 + j4$ (b) $-1 + j\sqrt{3}$

23 Express the following complex numbers in cartesian form:

(a) $e^{3+j\pi/4}$ (b) $e^{-1+j\pi/3}$

24 Express in polar form the complex numbers

(a) j (b) 1
 (c) -1 (d) $1 - j$
 (e) $\sqrt{3} - j\sqrt{3}$ (f) $-2 + j$

(g) $-3 - j2$ (h) $7 - j5$

(i) $(2 - j)(2 + j)$ (j) $(-2 + j7)^2$

25 Express $z = (2 - j)(3 + j2)/(3 - j4)$ in the form $x + jy$ and also in polar form.

26 Given $z_1 = e^{j\pi/4}$ and $z_2 = e^{-j\pi/3}$, find

- (a) the arguments of $z_1 z_2^2$ and z_1^3 / z_2
 (b) the real and imaginary parts of $z_1^2 + jz_2$

27 Given $z_1 = 2e^{j\pi/3}$ and $z_2 = 4e^{-2j\pi/3}$, find the modulus and argument of

(a) $z_1^3 z_2^2$ (b) $z_1^2 z_2^4$ (c) z_1^2 / z_2^3

3.2.9 Relationship between circular and hyperbolic functions

Euler's formula provides the theoretical link between circular and hyperbolic functions. Since

$$e^{j\theta} = \cos \theta + j \sin \theta \quad \text{and} \quad e^{-j\theta} = \cos \theta - j \sin \theta$$

we deduce that

$$\cos \theta = \frac{e^{j\theta} + e^{-j\theta}}{2} \tag{3.11a}$$

and

$$\sin \theta = \frac{e^{j\theta} - e^{-j\theta}}{2j} \tag{3.11b}$$

Earlier (see Section 2.7) we defined the hyperbolic functions by

$$\cosh x = \frac{e^x + e^{-x}}{2} \tag{3.12a}$$

and

$$\sinh x = \frac{e^x - e^{-x}}{2} \tag{3.12b}$$

Comparing (3.12a, b) with (3.11a, b), we have

$$\cosh jx = \frac{e^{jx} + e^{-jx}}{2} = \cos x \quad (3.13a)$$

$$\sinh jx = \frac{e^{jx} - e^{-jx}}{2} = j \sin x \quad (3.13b)$$

so that

$$\tanh jx = j \tan x \quad (3.13c)$$

Also,

$$\cos jx = \frac{e^{j^2x} + e^{-j^2x}}{2} = \frac{e^{-x} + e^x}{2} = \cosh x \quad (3.14a)$$

$$\sin jx = \frac{e^{j^2x} - e^{-j^2x}}{2j} = \frac{e^{-x} - e^x}{2j} = j \sinh x \quad (3.14b)$$

so that

$$\tan jx = j \tanh x \quad (3.14c)$$

These relationships provide the justification for Osborn's rule used previously (see Section 2.7.4) for obtaining hyperbolic function identities from those satisfied by circular functions, since whenever a product of two sines occurs, j^2 will also occur.

Using these results we can evaluate functions such as $\sin z$, $\cos z$, $\tan z$, $\sinh z$, $\cosh z$ and $\tanh z$. For example, to evaluate

$$\cos z = \cos(x + jy)$$

we use the identity

$$\cos(A + B) = \cos A \cos B - \sin A \sin B$$

and obtain

$$\cos z = \cos x \cos jy - \sin x \sin jy$$

Using results (3.14a, b), this gives

$$\cos z = \cos x \cosh y - j \sin x \sinh y$$

Example 3.17

Find the values of

- (a) $\sin[\frac{1}{4}\pi(1 + j)]$ (b) $\sinh(3 + j4)$
 (c) $\tan(\frac{\pi}{4} - j3)$ (d) z such that $\cos z = 2$
 (e) z such that $\tanh z = 2$

Solution (a) We may use the identity

$$\sin(A + B) = \sin A \cos B + \cos A \sin B$$

and obtain

$$\sin\left(\frac{1}{4}\pi + j\frac{1}{4}\pi\right) = \sin\frac{1}{4}\pi \cos j\frac{1}{4}\pi + \cos\frac{1}{4}\pi \sin j\frac{1}{4}\pi$$

Here $\sin\frac{1}{4}\pi$ and $\cos\frac{1}{4}\pi$ are evaluated as usual ($=\sqrt{\frac{1}{2}}$), while we make use of results (3.14a, b) to obtain

$$\cos j\frac{1}{4}\pi = \cosh\frac{1}{4}\pi \quad \text{and} \quad \sin j\frac{1}{4}\pi = j \sinh\frac{1}{4}\pi$$

giving

$$\begin{aligned} \sin\left[\frac{1}{4}\pi(1 + j)\right] &= \sin\frac{1}{4}\pi \cosh\frac{1}{4}\pi + j \cos\frac{1}{4}\pi \sinh\frac{1}{4}\pi \\ &= (0.7071)(1.3246) + j(0.7071)(0.8687) \\ &= 0.9366 + j0.6142 \end{aligned}$$

(b) Using the identity

$$\sinh(A + B) = \sinh A \cosh B + \cosh A \sinh B$$

we obtain

$$\sinh(3 + j4) = \sinh 3 \cosh j4 + \cosh 3 \sinh j4$$

which, on using results (3.13a, b), gives

$$\begin{aligned} \sinh(3 + j4) &= \sinh 3 \cos 4 + j \cosh 3 \sin 4 \\ &= (10.0179)(-0.6536) + j(10.0677)(-0.7568) \\ &= -6.548 - j7.619 \end{aligned}$$

(c) Using the identity

$$\tan(A - B) = \frac{\tan A - \tan B}{1 + \tan A \tan B}$$

we obtain

$$\tan\left(\frac{1}{4}\pi - j3\right) = \frac{\tan\frac{1}{4}\pi - \tan j3}{1 + \tan\frac{1}{4}\pi \tan j3}$$

which, on using result (3.14c) and $\tan\frac{1}{4}\pi = 1$, gives

$$\begin{aligned} \tan\left(\frac{1}{4}\pi - j3\right) &= \frac{1 - j \tanh 3}{1 + j \tanh 3} = \frac{(1 - j \tanh 3)^2}{1 + \tanh^2 3} \\ &= \frac{1 - \tanh^2 3}{1 + \tanh^2 3} - j \frac{2 \tanh 3}{1 + \tanh^2 3} \\ &= \frac{1}{\cosh^2 3 + \sinh^2 3} - j \frac{2 \sinh 3 \cosh 3}{\cosh^2 3 + \sinh^2 3} \\ &= \frac{1}{\cosh 6} + j \frac{\sinh 6}{\cosh 6} = 0.005 - j1.000 \end{aligned}$$

(d) Writing $z = x + jy$, we have

$$2 = \cos(x + jy)$$

Expanding the right-hand side gives

$$\begin{aligned} 2 &= \cos x \cos jy - \sin x \sin jy \\ &= \cos x \cosh y - \sin x (j \sinh y) \\ 2 &= \cos x \cosh y - j \sin x \sinh y \end{aligned}$$

Equating real and imaginary parts of each side of this equation gives

$$2 = \cos x \cosh y$$

and

$$0 = \sin x \sinh y$$

The latter equation implies either $\sin x = 0$ or $y = 0$. If $y = 0$ then the first equation implies $2 = \cos x$, so clearly that is not a solution since x is a real number. The alternative, $\sin x = 0$, implies $x = 0, \pm\pi, \pm2\pi, \pm3\pi, \dots$, and hence

$$2 = \cos(\pm n\pi) \cosh y, \quad n = 0, 1, 2, \dots$$

This gives

$$\begin{aligned} 2 &= \cos n\pi \cosh y \\ &= (-1)^n \cosh y \end{aligned}$$

But $\cosh y \geq 1$, so n must be an even number. Thus the values of z such that $\cos z = 2$ are

$$\begin{aligned} z &= \pm 2n\pi \pm j \cosh^{-1} 2, \quad n = 0, 1, 2, \dots \\ &= \pm 2n\pi \pm j(1.3170) \end{aligned}$$

(e) Writing $z = x + jy$ we obtain

$$\tanh(x + jy) = 2$$

which implies

$$\sinh(x + jy) = 2 \cosh(x + jy)$$

Expanding both sides we have

$$\sinh x \cosh jy + \cosh x \sinh jy = 2 \cosh x \cosh jy + 2 \sinh x \sinh jy$$

or

$$\sinh x \cos y + j \cosh x \sin y = 2 \cosh x \cos y + 2j \sinh x \sin y$$

Equating real and imaginary parts we obtain

$$\begin{aligned} \sinh x \cos y &= 2 \cosh x \cos y \\ \cosh x \sin y &= 2 \sinh x \sin y \end{aligned}$$

Since $\sinh x \neq 2 \cosh x$ for real values of x , $\cos y = 0$ so that

$$y = (2n + 1)\pi/2 \text{ for } n = 0, \pm 1, \pm 2, \dots$$

This implies that $\sin y \neq 0$, so that $\tanh z = \frac{1}{2}$. Thus

$$z = \tanh^{-1}\frac{1}{2} + j\frac{2n+1}{2}\pi, \quad n = 0, \pm 1, \pm 2, \dots$$

$$= \frac{1}{2}\ln 3 + j\frac{2n+1}{2}\pi, \quad n = 0, \pm 1, \pm 2, \dots$$

using the identity 92.440.

3.2.10 Logarithm of a complex number

Consider the equation

$$z = e^w$$

Writing $z = x + jy$ and $w = u + jv$, we have

$$x + jy = e^{u+jv} = e^u e^{jv}$$

$$= e^u(\cos v + j \sin v), \quad \text{by Euler's formula}$$

Equating real and imaginary parts,

$$x = e^u \cos v \quad \text{and} \quad y = e^u \sin v$$

Squaring both these equations and adding gives

$$x^2 + y^2 = e^{2u}(\cos^2 v + \sin^2 v) = e^{2u}$$

so that

$$u = \frac{1}{2}\ln(x^2 + y^2) = \ln |z|$$

Dividing the two equations,

$$\tan v = \frac{y}{x}$$

From this and $x = e^u \cos v$

$$v = \arg z + 2n\pi, \quad n = 0, \pm 1, \pm 2, \dots$$

Hence

$$v = \ln |z| + j \arg z + j2n\pi, \quad n = 0, \pm 1, \pm 2, \dots$$

We select just one of these solutions to define for us the logarithm of the complex number z , writing

$$\ln z = \ln |z| + j \arg z \tag{3.15}$$

This is sometimes called its **principal value**.

Example 3.18 Evaluate $\ln(-3 + j4)$ in the form $x + jy$.

Solution

$$|-3 + j4| = \sqrt{9 + 16} = 5$$

$$\arg(-3 + j4) = \pi - \tan^{-1}\frac{4}{3} = 2.214$$

Thus from (3.15)

$$\ln(-3 + j4) = \ln 5 + j2.214 = 1.609 + j2.214$$



In MATLAB functions of a complex variable can be evaluated as easily as functions of a real variable. For example, in relation to Examples 3.17 (a) and (b), entering

`sin((pi/4)*(1 + i))` returns the answer $0.9366 + 0.6142i$

whilst entering

`sinh(3 + 4i)` returns the answer $-6.5481 - 7.6192i$

confirming the answers obtained in the given solution. Similarly, considering Example 3.18, entering

`log(-3 + 4i)` returns the answer $1.6094 + 2.2143i$

confirming the answer obtained in the solution.

3.2.11 Exercises



Check your answers using MATLAB whenever possible.

28 Using the exponential forms of $\cos \theta$ and $\sin \theta$ given in (3.11a, b), prove the following trigonometric identities:

(a) $\sin(\alpha + \beta) = \sin \alpha \cos \beta + \cos \alpha \sin \beta$

(b) $\sin^3 \theta = \frac{3}{4} \sin \theta - \frac{1}{4} \sin 3\theta$

29 Express in the form $x + jy$

(a) $\sin(\frac{5}{6}\pi + j)$ (b) $\cos(j\frac{3}{4})$

(c) $\sinh[\frac{\pi}{3}(1 + j)]$ (d) $\cosh(j\frac{\pi}{4})$

30 Solve $z = x + jy$ when

(a) $\sin z = 2$ (b) $\cos z = j\frac{3}{4}$

(c) $\sin z = 3$ (d) $\cosh z = -2$

31 Show that

(a) $\ln(5 + j12) = \ln 13 + j1.176$

(b) $\ln(-\frac{1}{2} - j\frac{1}{2}\sqrt{3}) = -j\frac{2\pi}{3}$

32 Writing $\tanh(u + jv) = x + jy$, with x, y, u and v real, determine x and y in terms of u and v . Hence evaluate $\tanh(2 + j\frac{1}{4}\pi)$ in the form $x + jy$.

33 In a certain cable of length l the current I_0 at the sending end when it is raised to a potential V_0 and the other end is earthed is given by

$$I_0 = \frac{V_0}{Z_0} \tanh Pl$$

Calculate the value of I_0 when $V_0 = 100$, $Z_0 = 500 + j400$, $l = 10$ and $P = 0.1 + j0.15$.

3.3 Powers of complex numbers

In earlier sections we have discussed the extensions of ordinary arithmetic, including $+$, $-$, \times , \div , to complex numbers. We now extend the arithmetical operations to include the operation of powers.

3.3.1 De Moivre's theorem

From (3.10) a complex number z may be expressed in terms of its modulus r and argument θ in the exponential form

$$z = re^{j\theta}$$

Using the rules of indices and the property (2.33a) of the exponential function, we have, for any n ,

$$z^n = r^n(e^{j\theta})^n = r^n e^{j(n\theta)}$$

so that

$$z^n = r^n(\cos n\theta + j \sin n\theta) \quad (3.16)$$

This result is known as **de Moivre's theorem**.

Example 3.19

Express $1 - j$ in the form $r(\cos \theta + j \sin \theta)$ and hence evaluate $(1 - j)^{12}$.

Solution

From Example 3.7(b)

$$|1 - j| = \sqrt{2} \quad \text{and} \quad \arg(1 - j) = -\frac{1}{4}\pi$$

so that

$$\begin{aligned} 1 - j &= \sqrt{2}[\cos(-\frac{1}{4}\pi) + j \sin(-\frac{1}{4}\pi)] \\ &= \sqrt{2}(\cos \frac{1}{4}\pi - j \sin \frac{1}{4}\pi) \end{aligned}$$

Then

$$(1 - j)^{12} = (\sqrt{2})^{12}(\cos \frac{1}{4}\pi - j \sin \frac{1}{4}\pi)^{12}$$

which, on using de Moivre's theorem (3.16), gives

$$\begin{aligned} (1 - j)^{12} &= 2^6[\cos(12 \times \frac{1}{4}\pi) - j \sin(12 \times \frac{1}{4}\pi)] \\ &= 2^6(\cos 3\pi - j \sin 3\pi) \\ &= 2^6(-1 - j0) \\ &= -64 \end{aligned}$$

Most commonly, we use de Moivre's theorem to find the roots of complex numbers like $\sqrt[n]{z}$ and $\sqrt[3]{z}$. More generally, we want to find $z^{1/n}$, the n th root, where n is a natural number. Setting $w = z^{1/n}$, we see that $z = w^n$, and by (3.16),

$$w^n = R^n(\cos n\phi + j \sin n\phi), \quad \text{where } |w| = R \text{ and } \arg w = \phi$$

$$z = r(\cos \theta + j \sin \theta), \quad \text{where } |z| = r \text{ and } \arg z = \theta$$

Comparing real and imaginary parts in the equality $z = w^n$, we deduce that

$$r \cos \theta = R^n \cos n\phi$$

and

$$r \sin \theta = R^n \sin n\phi$$

Squaring and adding these two equations gives $r^2 = R^{2n}$; that is, $R = r^{1/n}$. Substituting this value into the equations gives

$$\cos \theta = \cos n\phi$$

and

$$\sin \theta = \sin n\phi$$

This pair of simultaneous equations has an infinite number of solutions because of the 2π -periodicity of the sine and cosine functions. Thus

$$n\phi = \theta + 2\pi k, \quad \text{where } k \text{ is an integer}$$

and

$$\phi = \frac{\theta}{n} + \frac{2\pi k}{n}, \quad \text{where } k = 0, 1, -1, 2, -2, 3, -3, \dots$$

Substituting these values for R and ϕ into the formula for w gives

$$z^{1/n} = r^{1/n} \left[\cos \left(\frac{\theta}{n} + \frac{2\pi k}{n} \right) + j \sin \left(\frac{\theta}{n} + \frac{2\pi k}{n} \right) \right] \quad (3.17)$$

where k is an integer. This expression yields exactly n different roots, corresponding to $k = 0, 1, 2, \dots, n-1$. The value for $k = n$ is the same as that for $k = 0$, the value for $k = n+1$ is the same as that for $k = 1$, and so on. The n values of $z^{1/n}$ are equally spaced around a circle of radius $r^{1/n}$ whose centre is the origin of the Argand diagram. Also, the arguments increase in arithmetic progression, so that joining the roots on the circle creates a regular polygon inscribed in the latter.

Equation (3.17) may be written alternatively in the exponential form

$$z^{1/n} = r^{1/n} e^{j(\theta/n + 2\pi k/n)}, \quad k = 0, 1, 2, \dots, n-1 \quad (3.18)$$

Example 3.20

Given $z = -\frac{1}{2} + j\frac{1}{2}$, evaluate

(a) $z^{1/2}$ (b) $z^{1/3}$

and display the roots on an Argand diagram.

Solution

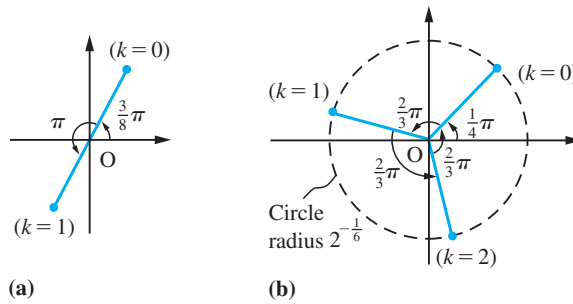
We first express z in polar form.

Since $r = |z| = \sqrt{(\frac{1}{4} + \frac{1}{4})} = 2^{-1/2}$, and $\theta = \arg(z) = \pi - \tan^{-1} 1 = \frac{3}{4}\pi$, we have

$$z = 2^{-1/2}(\cos \frac{3}{4}\pi + j \sin \frac{3}{4}\pi)$$

Figure 3.8

Roots on an Argand diagram for Example 3.20.



(a) From (3.17)

$$z^{1/2} = r^{1/2} \left[\cos\left(\frac{\theta}{2} + \frac{2\pi k}{2}\right) + j \sin\left(\frac{\theta}{2} + \frac{2\pi k}{2}\right) \right], \quad k = 0, 1$$

$$= 2^{-1/4} [\cos(\frac{3}{8}\pi + \pi k) + j \sin(\frac{3}{8}\pi + \pi k)], \quad k = 0, 1$$

Thus we have two square roots:

$$z^{1/2} = 2^{-1/4} (\cos \frac{3}{8}\pi + j \sin \frac{3}{8}\pi) \quad (\text{for } k = 0)$$

and

$$z^{1/2} = 2^{-1/4} (\cos \frac{11}{8}\pi + j \sin \frac{11}{8}\pi) \quad (\text{for } k = 1)$$

as shown in Figure 3.8(a). These can be evaluated numerically, giving respectively (to 4dp) $z = 0.3218 + j0.7769$ and $z = -0.3218 - j0.7769$.

(b) From (3.17)

$$z^{1/3} = r^{1/3} \left[\cos\left(\frac{\theta}{3} + \frac{2\pi k}{3}\right) + j \sin\left(\frac{\theta}{3} + \frac{2\pi k}{3}\right) \right], \quad k = 0, 1, 2$$

$$= 2^{-1/6} [\cos(\frac{1}{4}\pi + \frac{2}{3}\pi k) + j \sin(\frac{1}{4}\pi + \frac{2}{3}\pi k)], \quad k = 0, 1, 2$$

Thus we obtain three cube roots:

$$z^{1/3} = 2^{-1/6} (\cos \frac{1}{4}\pi + j \sin \frac{1}{4}\pi) \quad (\text{for } k = 0)$$

$$z^{1/3} = 2^{-1/6} (\cos \frac{11}{12}\pi + j \sin \frac{11}{12}\pi) \quad (\text{for } k = 1)$$

and

$$z^{1/3} = 2^{-1/6} (\cos \frac{19}{12}\pi + j \sin \frac{19}{12}\pi) \quad (\text{for } k = 2)$$

as shown in Figure 3.8(b). Note that the three roots are equally spaced around a circle of radius $2^{-1/6}$ with centre at the origin.

Formula (3.17) can easily be extended to deal with the general rational power z^p of z .

Let $p = \frac{m}{n}$, where n is a natural number and m is an integer; then

$$\begin{aligned}
 z^p &= (z^{1/n})^m \\
 &= \left\{ r^{1/n} \left[\cos\left(\frac{\theta}{n} + \frac{2\pi k}{n}\right) + j \sin\left(\frac{\theta}{n} + \frac{2\pi k}{n}\right) \right] \right\}^m, \quad k = 0, 1, 2, \dots, (n-1) \\
 &= r^{m/n} \left[\cos\left(\frac{m\theta}{n} + \frac{2\pi km}{n}\right) + j \sin\left(\frac{m\theta}{n} + \frac{2\pi km}{n}\right) \right] \\
 &= r^p [\cos(p\theta + 2\pi kp) + j \sin(p\theta + 2\pi kp)], \quad k = 0, 1, 2, \dots, (n-1)
 \end{aligned}$$

Example 3.21

Evaluate $(-\frac{1}{2} + j\frac{1}{2})^{-2/3}$ and display the roots on an Argand diagram.

Solution From Example 3.17, we can write

$$-\frac{1}{2} + j\frac{1}{2} = 2^{-1/2}(\cos \frac{3}{4}\pi + j \sin \frac{3}{4}\pi)$$

giving

$$\begin{aligned}
 z^{-2/3} &= r^{-2/3} \left[\cos\left(-\frac{2\theta}{3} - \frac{4\pi k}{3}\right) + j \sin\left(-\frac{2\theta}{3} - \frac{4\pi k}{3}\right) \right], \quad k = 0, 1, 2 \\
 &= 2^{1/3} [\cos(-\frac{1}{2}\pi - \frac{4}{3}\pi k) + j \sin(-\frac{1}{2}\pi - \frac{4}{3}\pi k)], \quad k = 0, 1, 2
 \end{aligned}$$

Thus we obtain three values:

$$z^{-2/3} = 2^{1/3} [\cos(-\frac{1}{2}\pi) + j \sin(-\frac{1}{2}\pi)] \quad (\text{for } k = 0)$$

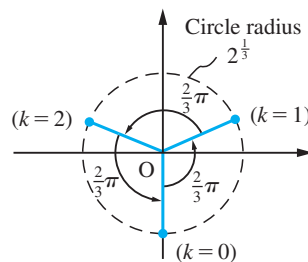
$$z^{-2/3} = 2^{1/3} (\cos \frac{1}{6}\pi + j \sin \frac{1}{6}\pi) \quad (\text{for } k = 1)$$

and

$$z^{-2/3} = 2^{1/3} (\cos \frac{5}{6}\pi + j \sin \frac{5}{6}\pi) \quad (\text{for } k = 2)$$

as shown in Figure 3.9.

Figure 3.9
Roots on an Argand diagram for Example 3.21.

**Example 3.22**

Solve the quadratic equation

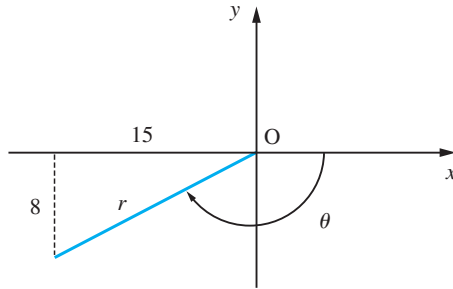
$$z^2 + (2j - 3)z + (5 - j) = 0$$

Solution Using formula (1.5)

$$z = \frac{-(2j - 3) \pm \sqrt{[(2j - 3)^2 - 4(5 - j)]}}{2}$$

Figure 3.10

The complex number $-15 - j8$.



that is,

$$z = \frac{-(2j - 3) \pm \sqrt{(-15 - j8)}}{2} \quad (3.19)$$

Now we need to determine $(-15 - j8)^{1/2}$ so first we express it in polar form. Since

$$|-15 - j8| = \sqrt{[(15)^2 + (8)^2]} = 17$$

and from Figure 3.10

$$\begin{aligned} \arg(-15 - j8) &= -(\pi - \tan^{-1} \frac{8}{15}) \\ &= -2.6516 \end{aligned}$$

we have

$$-15 - j8 = 17[\cos(2.6516) - j \sin(2.6516)]$$

From (3.17)

$$\begin{aligned} (-15 - j8)^{1/2} &= (17)^{1/2} \left[\cos\left(\frac{2.6516}{2} + \frac{2\pi k}{2}\right) - j \sin\left(\frac{2.6516}{2} + \frac{2\pi k}{2}\right) \right] \\ &= (17)^{1/2} [\cos(1.3258 + \pi k) - j \sin(1.3258 + \pi k)], \quad k = 0, 1 \end{aligned}$$

Thus we have the two square roots

$$(-15 - j8)^{1/2} = (17)^{1/2} [\cos(1.3258) - j \sin(1.3258)] = 1 - j4 \quad (\text{for } k = 0)$$

(the reader should verify that $(1 - j4)^2 = -15 - j8$)

and

$$(-15 - j8)^{1/2} = (17)^{1/2} [\cos(4.4674) - j \sin(4.4674)] = -1 + j4 \quad (\text{for } k = 1)$$

Substituting back in (3.19) gives the roots of the quadratic as

$$z = 2 - j3 \quad \text{and} \quad 1 + j$$

3.3.2 Powers of trigonometric functions and multiple angles

Euler's formula may be used to express $\sin^n \theta$ and $\cos^n \theta$ in terms of sines and cosines of multiple angles. If $z = \cos \theta + j \sin \theta$ then

$$z^n = \cos n\theta + j \sin n\theta$$

and

$$z^{-n} = \cos n\theta - j \sin n\theta$$

so that

$$z^n + z^{-n} = 2 \cos n\theta \quad (3.20a)$$

$$z^n - z^{-n} = 2j \sin n\theta \quad (3.20b)$$

Using these results, $\cos^n\theta$ and $\sin^n\theta$ can be expressed in terms of sines and cosines of multiple angles, as illustrated in Example 3.23.

Example 3.23

Expand in terms of sines and cosines of multiple angles

(a) $\cos^5\theta$ (b) $\sin^6\theta$

Solution (a) Using (3.20a) with $n = 1$,

$$(2 \cos \theta)^5 = \left(z + \frac{1}{z}\right)^5 = z^5 + 5z^3 + 10z + \frac{10}{z} + \frac{5}{z^3} + \frac{1}{z^5}$$

so that

$$32 \cos^5\theta = \left(z^5 + \frac{1}{z^5}\right) + 5\left(z^3 + \frac{1}{z^3}\right) + 10\left(z + \frac{1}{z}\right)$$

which, on using (3.20a) with $n = 5, 3$ and 1 , gives

$$\cos^5\theta = \frac{1}{32}(2 \cos 5\theta + 10 \cos 3\theta + 20 \cos \theta) = \frac{1}{16}(\cos 5\theta + 5 \cos 3\theta + 10 \cos \theta)$$

(b) Using (3.20b) with $n = 1$,

$$(2j \sin \theta)^6 = \left(z - \frac{1}{z}\right)^6 = z^6 - 6z^4 + 15z^2 - 20 + \frac{15}{z^2} - \frac{6}{z^4} + \frac{1}{z^6}$$

which, on noting that $j^6 = -1$, gives

$$-64 \sin^6\theta = \left(z^6 + \frac{1}{z^6}\right) - 6\left(z^4 + \frac{1}{z^4}\right) + 15\left(z^2 + \frac{1}{z^2}\right) - 20$$

Using (3.20a) with $n = 6, 4$ and 2 then gives

$$\begin{aligned} \sin^6\theta &= -\frac{1}{64}(2 \cos 6\theta - 12 \cos 4\theta + 30 \cos 2\theta - 20) \\ &= \frac{1}{32}(10 - 15 \cos 2\theta + 6 \cos 4\theta - \cos 6\theta) \end{aligned}$$

Conversely, de Moivre's theorem may be used to expand $\cos n\theta$ and $\sin n\theta$, where n is a positive integer, as polynomials in $\cos \theta$ and $\sin \theta$. From the theorem

$$\cos n\theta + j \sin n\theta = (\cos \theta + j \sin \theta)^n$$

we obtain, writing $s = \sin \theta$ and $c = \cos \theta$ for convenience,

$$\cos n\theta + j \sin n\theta = (c + js)^n = c^n + jnc^{n-1}s + j^2 \frac{n(n-1)}{2!} c^{n-2}s^2 + \dots + j^n s^n$$

Equating real and imaginary parts yields

$$\cos n\theta = c^n - \frac{n(n-1)}{2!}c^{n-2}s^2 + \frac{n(n-1)(n-2)(n-3)}{4!}c^{n-4}s^4 + \dots$$

and

$$\sin n\theta = nc^{n-1}s - \frac{n(n-1)(n-2)}{3!}c^{n-3}s^3 + \dots$$

Using the trigonometric identity $\cos^2\theta = 1 - \sin^2\theta$ (so that $c^2 = 1 - s^2$), we see that

(a) $\cos n\theta$ can be expanded in terms of $(\cos\theta)^n$ for any n or in terms of $(\sin\theta)^n$ if n is even;

(b) $\sin n\theta$ can be expanded in terms of $(\sin\theta)^n$ if n is odd.

Example 3.24

Expand $\cos 4\theta$ as a polynomial in $\cos\theta$.

Solution By de Moivre's theorem,

$$\begin{aligned}(\cos 4\theta + j \sin 4\theta) &= (\cos\theta + j \sin\theta)^4 = (c + js)^4 \\ &= c^4 + j4c^3s + j^26c^2s^2 + j^34cs^3 + j^4s^4 \\ &= c^4 + j4c^3s - 6c^2s^2 - j4cs^3 + s^4\end{aligned}$$

Equating real parts,

$$\cos 4\theta = c^4 - 6c^2s^2 + s^4$$

which on using $s^2 = 1 - c^2$ gives

$$\cos 4\theta = c^4 - 6c^2(1 - c^2) + (1 - c^2)^2 = 8c^4 - 8c^2 + 1$$

Thus

$$\cos 4\theta = 8 \cos^4\theta - 8 \cos^2\theta + 1$$

Note that by equating imaginary parts we could have obtained a polynomial expansion for $\sin 4\theta$.



In MATLAB, raising to a power is obtained using the standard operator \wedge . For example, considering Example 3.19, entering

$$(1 - i)^{12} \text{ returns the answer } -64$$

as determined in the given solution. Considering Example 3.20(a), entering the commands

$$z = -1/2 + (1/2)*i; \quad z1 = z^{(1/2)}$$

returns

$$z1 = 0.3218 + 0.7769i$$

which is the root corresponding to $k = 0$. From knowledge that the two roots are equally spaced around a circle, the second root may be easily written down.

In Example 3.22 the solution may be obtained symbolically using the `solve` command. Entering

```
syms z
solve(z^2 + (2*i - 3)*z + (5 - i))
```

returns the answer

```
2 - 3*i
1 + i
```

which checks with the answer given in the solution.

Expanding in terms of sines and cosines of multiple angles may be undertaken symbolically using the `expand` command. For example, considering Example 3.24 the commands

```
syms theta
expand(cos(4*theta))
```

return the answer

```
8*cos(theta)^4 - 8*cos(theta)^2 + 1
```

which checks with the answer obtained in the given solution.

3.3.3 Exercises



Check your answer using MATLAB whenever possible.

- 34** Use de Moivre's theorem to calculate the third and fourth powers of the complex numbers
- (a) $1 + j$ (b) $\sqrt{3} - j$ (c) $-3 + j4$
 (d) $1 - j\sqrt{3}$ (e) $-1 + j\sqrt{3}$ (f) $-1 - j\sqrt{3}$
- (The moduli and arguments of these numbers were found in Exercises 3.2.5, Question 11.)
- 35** Expand in terms of multiple angles
- (a) $\cos^4\theta$ (b) $\sin^3\theta$
- 36** Use the method of Section 3.3.2 to prove the following results:
- (a) $\sin 3\theta = 3 \cos^2\theta \sin\theta - \sin^3\theta$
 (b) $\cos 8\theta = 128 \cos^8\theta - 256 \cos^6\theta + 160 \cos^4\theta - 32 \cos^2\theta + 1$
 (c) $\tan 5\theta = \frac{5 \tan\theta - 10 \tan^3\theta + \tan^5\theta}{1 - 10 \tan^2\theta + 5 \tan^4\theta}$
- 37** Find the three values of $(8 + j8)^{1/3}$ and show them on an Argand diagram.
- 38** Find the following complex numbers in their polar forms:
- (a) $(\sqrt{3} - j)^{1/4}$ (b) $(j8)^{1/3}$
 (c) $(3 - j3)^{-2/3}$ (d) $(-1)^{1/4}$
 (e) $(2 + j2)^{4/3}$ (f) $(5 - j3)^{-1/2}$
- 39** Obtain the four solutions of the equation
- $$z^4 = 3 - j4$$
- giving your answers to three decimal places.
- 40** Solve the quadratic equation
- $$z^2 - (3 + j5)z + j8 - 5 = 0$$
- 41** Find the values of $z^{1/3}$, where $z = \cos 2\pi + j \sin 2\pi$. Generalize this to an expression for $1^{1/n}$. Hence solve the equations
- (a) $\left[\frac{z-2}{z+2}\right]^5 = 1$ (*Hint*: First show that there are only four roots)
 (b) $(z-3)^6 - z^6 = 0$

3.4 Loci in the complex plane

A **locus** (plural **loci**) is the set of points that have a specified property. For example, a circle is the locus of the points in a plane that are a fixed distance, its radius, from a fixed point, its centre. The property may be specified in words or algebraically. Loci occur frequently in engineering contexts, from the design of safety guards around moving machinery to the design of aircraft wing sections. The Argand diagram representation of complex numbers as points on a plane often makes it possible to represent complicated loci very concisely in terms of a complex variable, and this simplifies the engineering analysis. This occurs in a wide range of engineering problems, from the water percolation through dams to the design of microelectronic devices.

3.4.1 Straight lines

There are many ways in which straight lines may be represented using complex numbers. We will illustrate these with a number of examples.

Example 3.25

Describe the locus of z given by

$$(a) \operatorname{Re}(z) = 4 \quad (b) \arg(z - 1 - j) = \pi/4$$

$$(c) \left| \frac{z - j2}{z - 1} \right| = 1 \quad (d) \operatorname{Im}((1 - j2)z) = 3$$

Solution

(a) Here $z = 4 + jy$ for any real y , so that the locus is the vertical straight line with equation $x = 4$ illustrated in Figure 3.11(a).

(b) Here $z = 1 + j + r(\cos \pi/4 + j \sin \pi/4)$ for any positive (> 0) real number r , so that the locus is a half-line making an angle $\pi/4$ with the positive x direction with the end point $(1, 1)$ *excluded* (since $\arg 0$ is not defined). Algebraically we can write it as $y = x$, $x > 1$, and it is illustrated in Figure 3.11(b).

(c) The equation, in this case, may be written

$$|z - j2| = |z - 1|$$

Recalling the definition of modulus, we can rewrite this as

$$\sqrt{[x^2 + (y - 2)^2]} = \sqrt{[(x - 1)^2 + y^2]}$$

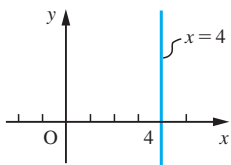
Squaring both sides and multiplying out, we obtain

$$x^2 + y^2 - 4y + 4 = x^2 - 2x + 1 + y^2$$

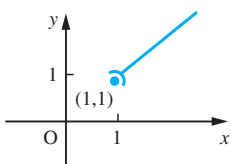
which simplifies to

$$y = \frac{1}{2}x + \frac{3}{4}$$

the equation of a straight line.

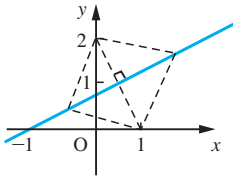
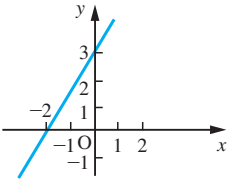


(a) Line $x = 4$



(b) Half-line $y = x$, $x > 1$

Figure 3.11

(c) Line $y = \frac{1}{2}x + \frac{3}{4}$ (d) Line $y = 2x + 3$ **Figure 3.11**
continued

Alternatively, we can interpret $|z - j2|$ as the distance on the Argand diagram from the point $0 + j2$ to the point z , and $|z - 1|$ as the distance from the point $1 + j0$ to the point z , so that

$$|z - j2| = |z - 1|$$

is the locus of points that are equidistant from the two fixed points $(0, 2)$ and $(1, 0)$, as shown in Figure 3.11(c).

(d) Writing $z = x + jy$,

$$(1 - j2)z = (1 - j2)(x + jy) = x + 2y + j(y - 2x)$$

so that $\text{Im}((1 - j2)z) = 3$, implies $y - 2x = 3$.

Thus $\text{Im}((1 - j2)z) = 3$ describes the straight line

$$y = 2x + 3$$

illustrated in Figure 3.11(d).

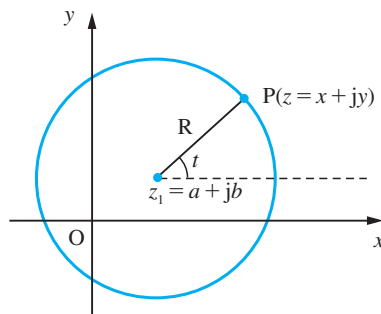
3.4.2 Circles

The simplest representation of a circle on the Argand diagram makes use of the fact that $|z - z_1|$ is the distance between the point $z = x + jy$ and the point $z_1 = a + jb$ on the diagram. Thus a circle of radius R and centre (a, b) , illustrated in Figure 3.12, may be written

$$|z - z_1| = R$$

We can also write this as $z - z_1 = Re^{jt}$, where t is a parameter such that

$$-\pi < t \leq \pi$$

Figure 3.12
The circle $|z - z_1| = R$.

Example 3.26

Find the cartesian equation of the circle

$$|z - (2 + j3)| = 2$$

Solution Now,

$$z - (2 + j3) = (x - 2) + j(y - 3)$$

so that

$$|z - (2 + j3)| = \sqrt{[(x - 2)^2 + (y - 3)^2]}$$

and hence on the circle

$$|z - (2 + j3)| = 2$$

we have

$$\sqrt{[(x - 2)^2 + (y - 3)^2]} = 2$$

which implies

$$(x - 2)^2 + (y - 3)^2 = 4$$

indicating that the circle has centre (2, 3) and radius 2.

This may be written in the standard form

$$x^2 + y^2 - 4x - 6y + 9 = 0$$

This is not the only method of representing a circle, as is shown in the following two examples.

Example 3.27

Find the cartesian equation of the curve whose equation on the Argand diagram is

$$\left| \frac{z - j}{z - 1 - j2} \right| = \sqrt{2}$$

Solution

By expressing it in the form $|z - j| = \sqrt{2}|z - (1 + j2)|$ we can interpret this equation as ‘the distance between z and j is $\sqrt{2}$ times the distance between z and $(1 + j2)$ ’, so this is different from Example 3.25(d).

Putting $z = x + jy$ into the equation gives

$$|x + j(y - 1)| = \sqrt{2}|(x - 1) + j(y - 2)|$$

Thus

$$\sqrt{[x^2 + (y - 1)^2]} = \sqrt{2}\sqrt{[(x - 1)^2 + (y - 2)^2]}$$

which, on squaring both sides, implies

$$x^2 + (y - 1)^2 = 2[(x - 1)^2 + (y - 2)^2]$$

Multiplying out the brackets and collecting terms we obtain

$$x^2 + y^2 - 4x - 6y + 9 = 0 \quad \text{or} \quad (x - 2)^2 + (y - 3)^2 = 4$$

which, from (1.14), is the equation of the circle of centre (2, 3), and radius 2.

This is a special case of a general result. If z_1 and z_2 are fixed complex numbers and

k is a positive real number, then the locus of z which satisfies $\left| \frac{z - z_1}{z - z_2} \right| = k$ is a circle,

known as the circle of Apollonius, *unless* $k = 1$. When $k = 1$, the locus is a straight line, as we saw in Example 3.25(d).

Example 3.28

Find the locus of z in the Argand diagram such that

$$\operatorname{Re}[(z - j)/(z + 1)] = 0$$

Solution Setting $z = x + jy$, as usual, we obtain

$$\frac{z - j}{z + 1} = \frac{x + j(y - 1)}{(x + 1) + jy} = \frac{[x + j(y - 1)][(x + 1) - jy]}{(x + 1)^2 + y^2}$$

Hence $\operatorname{Re}[(z - j)/(z + 1)] = 0$ implies $x(x + 1) + y(y - 1) = 0$.

Rearranging this, we have

$$x^2 + y^2 + x - y = 0$$

and

$$(x + \frac{1}{2})^2 + (y - \frac{1}{2})^2 = \frac{1}{2}$$

Hence the locus of z on the Argand diagram is a circle of centre $(-\frac{1}{2}, \frac{1}{2})$ and radius $\sqrt{2}/2$.

3.4.3 More general loci

In general we approach the problem of finding the locus of z on the Argand diagram using a mixture of elementary pure geometry and algebraic manipulation of expressions involving $z = x + jy$. We illustrate this in Example 3.29.

Example 3.29

Find the cartesian equation of the locus of z given by

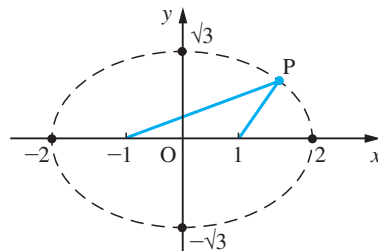
$$|z + 1| + |z - 1| = 4$$

Solution

The defining equation here may be interpreted as the sum of the distances of the point z from the points 1 and -1 is a constant ($= 4$). By elementary considerations (Figure 3.13) we can see that the locus passes through $(2, 0)$, $(0, \sqrt{3})$, $(-2, 0)$ and $(0, -\sqrt{3})$. Results from classical geometry would identify the locus as an ellipse with foci at $(1, 0)$ and $(-1, 0)$, using the ‘string property’ (see Example 1.40). Using algebraic methods, however, we set $z = x + jy$ into the equation, giving

$$\sqrt{[(x + 1)^2 + y^2]} + \sqrt{[(x - 1)^2 + y^2]} = 4$$

Figure 3.13
The ellipse of
Example 3.29.



Rewriting this equation as

$$\sqrt{(x+1)^2 + y^2} = 4 - \sqrt{(x-1)^2 + y^2}$$

and squaring both sides gives

$$(x+1)^2 + y^2 = 16 - 8\sqrt{(x-1)^2 + y^2} + (x-1)^2 + y^2$$

This simplifies to give

$$4 - x = 2\sqrt{(x-1)^2 + y^2}$$

so that squaring both sides again gives

$$16 - 8x + x^2 = 4[x^2 - 2x + 1 + y^2]$$

which reduces to

$$\frac{x^2}{4} + \frac{y^2}{3} = 1$$

in the standard form of an ellipse.

3.4.4 Exercises

- 42 Let $z = 8 + j$ and $w = 4 + j4$. Calculate the distance on the Argand diagram from z to w and from z to $-w$.
- 43 Describe the locus of z when
- (a) $\operatorname{Re} z = 5$ (b) $|z - 1| = 3$
- (c) $\left| \frac{z-1}{z+1} \right| = 3$ (d) $\arg(z-2) = \pi/4$
- 44 The circle $x^2 + y^2 + 4x = 0$ and the straight line $y = 3x + 2$ are taken to lie on the Argand diagram. Describe the circle and the straight line in terms of z .
- 45 Identify and sketch the loci on the complex plane given by
- (a) $\operatorname{Re} \left(\frac{z+j}{z-j} \right) = 1$ (b) $\operatorname{Re} \left(\frac{z+j}{z-j} \right) = 2$
- (c) $\left| \frac{z+j}{z-j} \right| = 3$ (d) $\tan \arg \left(\frac{z+j}{z-j} \right) = \sqrt{3}$
- (e) $\operatorname{Im}(z^2) = 2$ (f) $|z+j| + |z-1| = 2$
- (g) $|z+j| - |z-1| = \frac{1}{2}$ (h) $\arg(z+j2) = \frac{1}{4}\pi$
- (i) $\arg(2z-3) = -\frac{2}{3}\pi$ (j) $|z-j2| = 1$
- 46 Express as simply as possible the following loci in terms of a complex variable:
- (a) $y = 3x - 2$ (b) $x^2 + y^2 + 4x = 0$
- (c) $x^2 + y^2 + 2x - 4y - 4 = 0$ (d) $x^2 - y^2 = 1$
- 47 Find the locus of the point z in the Argand diagram which satisfies the equation
- (a) $|z-1| = 2$ (b) $|2z-1| = 3$
- (c) $|z-2-j3| = 4$ (d) $\arg(z) = 0$
- (e) $|z-4| = 3|z+1|$ (f) $\arg \left(\frac{z-1}{z-j} \right) = \frac{1}{2}\pi$
- 48 Find the cartesian equation of the circle given by
- $$\left| \frac{z+j}{z-1} \right| = \sqrt{2}$$
- and give two other representations of the circle in terms of z .
- 49 Given that the argument of $(z-1)/(z+1)$ is $\frac{1}{4}\pi$, show that the locus of z in the Argand diagram is part of a circle of centre $(0, 1)$ and radius $\sqrt{2}$.
- 50 Find the cartesian equation of the locus of the point $z = x + jy$ that moves in the Argand diagram such that $|(z+1)/(z-2)| = 2$.

3.5 Functions of a complex variable

Previously (see Section 2.2.1) the basic idea of a function was described. Essentially it involves two sets X and Y and a rule that assigns to every element x in the set X precisely one element y in the set Y . There, we were concerned with real functions so that x and y were real numbers. When the independent variable is a complex number $z = x + jy$ then, in general, a function $f(z)$ of z will have values which are complex numbers. Conventionally $w = u + jv$ is used to denote the dependent variable of a function of a complex variable, thus

$$w = u + jv = f(z), \quad \text{where } z = x + jy$$

Example 3.30

Express u and v in terms of x and y where $w = u + jv$, $z = x + jy$, $w = f(z)$ and

$$(a) f(z) = z^2 \quad (b) f(z) = \frac{z - j}{z + 1}, \quad z \neq -1$$

Solution

(a) When $w = z^2$, we have $u + jv = (x + jy)^2$. This may be rewritten as

$$u + jv = x^2 - y^2 + j2xy$$

so that comparing real and imaginary parts on either side of this equation we have

$$u = x^2 - y^2 \quad \text{and} \quad v = 2xy$$

(b) When $w = \frac{z - j}{z + 1}$, we have

$$u + jv = \frac{x + j(y - 1)}{(x + 1) + jy} = \frac{[x + j(y - 1)][(x + 1) - jy]}{(x + 1)^2 + y^2}$$

Hence comparing real and imaginary parts we have

$$u = \frac{x(x + 1) + y(y - 1)}{(x + 1)^2 + y^2} \quad \text{and} \quad v = \frac{(x + 1)(y - 1) - xy}{(x + 1)^2 + y^2}$$

These may be written as

$$u = \frac{x^2 + y^2 + x - y}{x^2 + y^2 + 2x + 1} \quad \text{and} \quad v = \frac{y - x - 1}{x^2 + y^2 + 2x + 1}$$

The graphical representation of functions of a complex variable requires two planes, one for the independent variable $z = x + jy$ and another for the dependent variable $w = u + jv$. Thus the function $w = f(z)$ can be regarded as a **mapping** of points on the z plane to points on the w plane. Under such a mapping a region A on the z plane is **transformed** into the region A' on the w plane.

Example 3.31

Find the image on the w plane of the strip between $x = 1$ and $x = 2$ on the z plane under the mapping defined by

$$w = \frac{z + 2}{z}$$

Solution The easiest approach to this problem is first to find x in terms of u and v . So solving

$$w = \frac{z+2}{z} \text{ for } z \text{ we have}$$

$$z = \frac{2}{w-1}$$

and

$$x + jy = \frac{2}{(u-1) + jv} = \frac{2[(u-1) - jv]}{(u-1)^2 + v^2}$$

Equating real parts then gives

$$x = \frac{2(u-1)}{(u-1)^2 + v^2}$$

The line $x = 1$ maps into

$$1 = \frac{2u-2}{u^2 - 2u + 1 + v^2}$$

which simplifies to give the circle on the w plane

$$(u-2)^2 + v^2 = 1$$

The line $x = 2$ maps into

$$2 = \frac{2u-2}{u^2 - 2u + 1 + v^2}$$

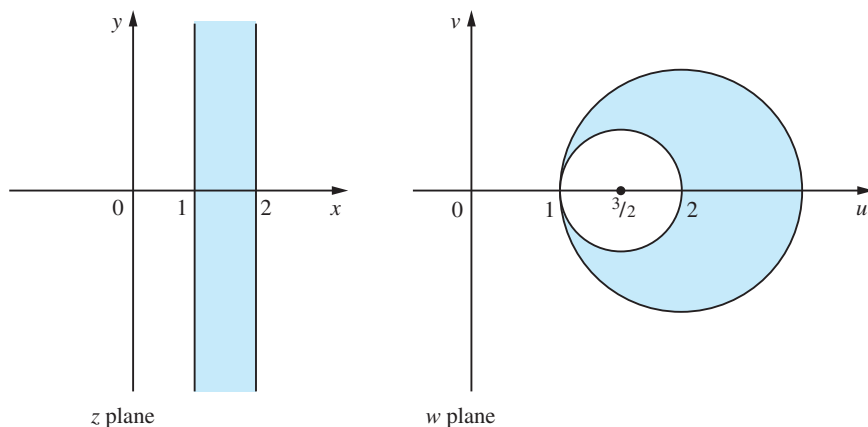
which simplifies to give the circle on the w plane

$$(u - \frac{3}{2})^2 + v^2 = \frac{1}{4}$$

Thus the strip between $x = 1$ and $x = 2$ maps into that portion of the w plane between these two circles, as illustrated in Figure 3.14. The point $z = \frac{3}{2}$ maps to $w = \frac{7}{3}$ confirming that the shaded areas correspond.

As will be shown in the companion text *Advanced Modern Engineering Mathematics*, these properties are used to solve steady state potential problems in two dimensions (see, for example, Engineering Application 4.7 in this companion text).

Figure 3.14
Transformation of the strip $1 < \text{Re } z < 2$ onto the w plane.



3.5.1 Exercises

- 51 Find u and v in terms of x and y where $w = f(z)$, $z = x + jy$, $w = u + jv$ and
- (a) $f(z) = (1 - j)z$ (b) $f(z) = (z - 1)^2$
- (c) $f(z) = z + \frac{1}{z}$
- 52 Find the values of the complex numbers a and b such that the function $w = az + b$ maps the point $z = 1 + j$ to $w = j$ and the point $z = -1$ to the point $w = 1 + j$.
- 53 Show that the line $y = 1$ on the z plane is transformed into the line $u = 1$ on the w plane by the function $w = (z + j)/(z - j)$.
- 54 Show that the function $w = (jz - 1)/(z - 1)$ maps the line $y = x$ on the z plane onto the circle
- $$(u - 1)^2 + (v - 1)^2 = 1$$
- on the w plane.
- 55 Show that the line $x = 1$ on the z plane is transformed into the circle
- $$u^2 + v^2 - u = 0$$
- on the w plane by the function
- $$w = (z - 1)/(z + 1)$$
- 56 By writing $z = x + jy$ and $w = u + jv$, show that the line $y = \frac{\pi}{4}$ on the z plane is transformed into the line $v = u$ on the w plane by the function
- $$w = e^z$$
- Find the image of the line $x = 0$ under the same function.

3.6 Engineering application: alternating currents in electrical networks

When an alternating current $i = I \sin \omega t$ (ω is a constant and t is the time) flows in a circuit the corresponding voltage depends on ω and on the resistance, capacitance and inductance of the circuit. (Note that the frequency of the current is $\omega/2\pi$.) For simplicity we shall separate these three elements and consider their effects individually.

For a resistor of resistance R the corresponding voltage is $v = IR \sin \omega t$. This voltage is 'in phase' with the current. It is zero at the same times as i and achieves its maxima at the same times as i , as shown in Figure 3.15. For a capacitor of capacitance C the corresponding voltage is $v = (I/\omega C) \sin(\omega t - \frac{1}{2}\pi)$, as shown in Figure 3.16. Here the voltage 'lags' behind the current by a phase of $\frac{1}{2}\pi$. For an inductor of inductance

Figure 3.15
A resistor of resistance R .

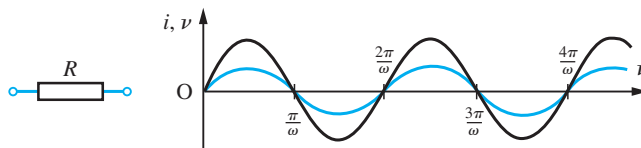


Figure 3.16
A capacitor of capacitance C .

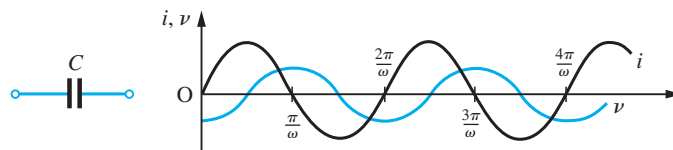
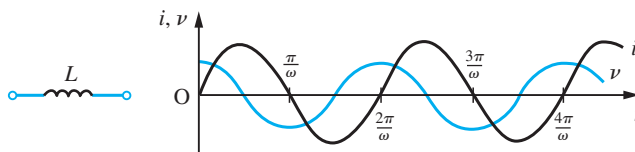


Figure 3.17
An inductor of inductance L .



L the corresponding voltage is $v = \omega LI \sin(\omega t + \frac{1}{2}\pi)$, as shown in Figure 3.17. Here the voltage ‘leads’ the current by a phase of $\frac{1}{2}\pi$.

Combining these results to find v in the case of a general network is easily done using the properties of complex numbers. Remembering that $\sin \theta = \text{Im}(e^{j\theta})$, we can summarize the results as

$$v = \begin{cases} \text{Im}(IRe^{j\omega t}) & \text{for a resistor} \\ \text{Im}\left(\frac{I}{\omega C} e^{j(\omega t - \pi/2)}\right) & \text{for a capacitor} \\ \text{Im}(\omega LI e^{j(\omega t + \pi/2)}) & \text{for an inductor} \end{cases}$$

Now $e^{j\pi/2} = \cos \frac{1}{2}\pi + j \sin \frac{1}{2}\pi = j$ and $e^{-j\pi/2} = -j$, so we may rewrite these as

$$v = \text{Im}(IZe^{j\omega t})$$

where

$$Z = \begin{cases} R & \text{for a resistor} \\ -\frac{j}{\omega C} & \text{for a capacitor} \\ j\omega L & \text{for an inductor} \end{cases}$$



Figure 3.18
A linear LCR circuit.

Z is called the **complex impedance** of the element, and $V = IZ$ is the **complex voltage**.

For the general LCR circuit shown in Figure 3.18 the complex voltage V is the algebraic sum of the complex voltages of the individual elements; that is,

$$V = IR + j\omega LI - \frac{jI}{\omega C} = IZ$$

where

$$Z = R + j\omega L - \frac{j}{\omega C}$$

The actual voltage

$$v = \text{Im}(Ve^{j\omega t}) = I|Z| \sin(\omega t + \phi)$$

where

$$|Z| = \left[R^2 + \left(L\omega - \frac{1}{C\omega} \right)^2 \right]^{1/2}$$

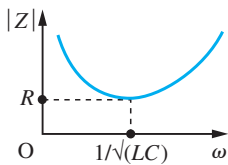


Figure 3.19
The impedance of an LCR circuit.

is the **impedance** of the circuit and

$$\phi = \tan^{-1}\left(\frac{L\omega - 1/C\omega}{R}\right)$$

is the **phase**. The impedance $|Z|$ clearly varies with ω , and the graph of this dependence is shown in Figure 3.19. The minimum value occurs when $L\omega = 1/C\omega$; that is, when $\omega = 1/\sqrt{LC}$. This implies that the circuit ‘blocks’ currents with low and high frequencies, and ‘passes’ currents with frequencies near $1/(2\pi\sqrt{LC})$.

Example 3.32

Calculate the complex impedance of the element shown in Figure 3.20 when an alternating current of frequency 100 Hz flows.

Solution

The complex impedance is the sum of the individual impedances. Thus

$$Z = R + j\omega L$$

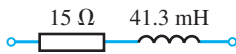


Figure 3.20
The element of Example 3.32.

Here $R = 15 \Omega$, $\omega = 2\pi \times 100 \text{ rad s}^{-1}$ and $L = 41.3 \times 10^{-3} \text{ H}$, so that

$$Z = 15 + j25.9$$

and $|Z| = 30 \Omega$ and $\phi = \frac{1}{3}\pi$.

3.6.1 Exercises

- 57 Calculate the complex impedance for the circuit shown in Figure 3.21 when an alternating current of frequency 50 Hz flows.

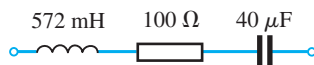


Figure 3.21

- 58 The complex impedance of two circuit elements in series as shown in Figure 3.22(a) is the sum of the complex impedances of the individual elements, and the reciprocal of the impedance of two elements in parallel is the sum of the reciprocals of the individual impedances, as shown in Figure 3.22(b). Use these results to calculate the complex impedance of the network shown in Figure 3.23, where $Z_1 = 1 + j\Omega$, $Z_2 = 5 - j5 \Omega$ and $Z_3 = 1 + j2\Omega$.

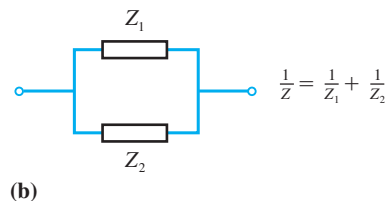
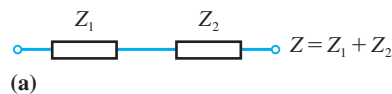


Figure 3.22

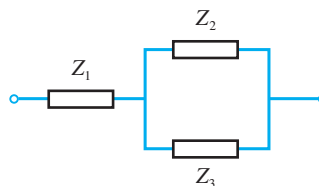


Figure 3.23

3.7 Review exercises (1–34)



Check your answers using MATLAB whenever possible.

1 Let $z = 4 + j3$ and $w = 2 - j$. Calculate

- (a) $3z$ (b) w^* (c) zw
 (d) z^2 (e) $|z|$ (f) w/z
 (g) $z - \frac{1}{w}$ (h) $\arg z$ (i) $z^{\frac{3}{2}}$

2 For x and y real solve the equation

$$\frac{jy}{jx + 1} - \frac{3y + j4}{3x + y} = 0$$

3 Given $z = (2 + j)/(1 - j)$, find the real and imaginary parts of $z + z^{-1}$.

4 (a) Find the loci in the Argand diagram corresponding to the equation

$$|z - 1| = 2|z - j|$$

(b) If the point $z = x + jy$ describes the circle $|z - 1| = 1$, show that the real part of $1/(z - 2)$ is constant.

5 Writing $\ln[(x + jy + a)/(x + jy - a)] = u + jv$, show that

- (a) $x^2 + y^2 - 2ax \coth u + a^2 = 0$
 (b) $x = a \sinh u / (\cosh u - \cos v)$
 (c) $|x + jy|^2 = a^2(\cosh u + \cos v) / (\cosh u - \cos v)$

6 A circuit consists of a resistance R_1 and an inductance L in parallel connected in series with a second resistance R_2 . When a voltage V of frequency $\omega/2\pi$ is applied to the circuit the complex impedance Z is given by

$$\frac{1}{Z - R_2} = \frac{1}{R_1} + \frac{1}{j\omega L}$$

Show that if R_1 varies from zero to infinity the locus of Z on the Argand diagram is part of a circle and find its centre and radius.

7 (a) Express $\cos 6\theta$ as a polynomial in $\cos \theta$.
 (b) Given $z = \cos \theta + j \sin \theta$ show, by expanding $(z + 1/z)^5(z - 1/z)^5$ or otherwise, that

$$\sin^5 \theta \cos^5 \theta = \frac{1}{2^9} (\sin 10\theta - 5 \sin 6\theta + 10 \sin 2\theta)$$

8 Show that the solutions of

$$z^4 - 3z^2 + 1 = 0$$

are given by

$$z = 2 \cos 36^\circ, 2 \cos 72^\circ, 2 \cos 216^\circ, 2 \cos 252^\circ$$

Hence show that

$$(a) \cos 36^\circ = \frac{1}{4}(\sqrt{5} + 1)$$

$$(b) \cos 72^\circ = \frac{1}{4}(\sqrt{5} - 1)$$

9 Prove that if $p(z)$ is a polynomial in z with real coefficients then $[p(z)]^* = p(z^*)$. Deduce that the roots of a polynomial equation with real coefficients occur in complex-conjugate pairs.

10 Show that

$$(a) \sin^4 \theta = \frac{1}{8} [\cos 4\theta - 4 \cos 2\theta + 3]$$

$$(b) \sin^5 \theta = \frac{1}{16} [\sin 5\theta - 5 \sin 3\theta + 10 \sin \theta]$$

$$(c) \cos^6 \theta = \frac{1}{32} [\cos 6\theta + 6 \cos 4\theta + 15 \cos 2\theta + 10]$$

$$(d) \cos^2 \theta \sin^3 \theta = \frac{1}{16} [2 \sin \theta + \sin 3\theta - \sin 5\theta]$$

11 Prove that the statements

$$(a) |z + 1| > |z - 1| \quad (b) \operatorname{Re}(z) > 0$$

are equivalent.

12 For a certain network the impedance Z is given by

$$Z = \frac{1 + j\omega}{1 + j\omega - \omega^2}$$

Sketch the variation of $|Z|$ and $\arg Z$ with the frequency ω . (Take values of $\omega \geq 0$.)

13 The characteristic impedance Z_0 and the propagation constant C of a transmission line are given by

$$Z_0 = \sqrt{Z/Y} \quad \text{and} \quad C = \sqrt{ZY}$$

where Z is the series impedance and Y the admittance of the line, and $\operatorname{Re}(Z_0) > 0$ and $\operatorname{Re}(C) > 0$. Find Z_0 and C when $Z = 0.5 + j0.3 \Omega$ and $Y = (1 - j250) \times 10^{-8} \Omega$.

14 The input impedance Z of a particular network is related to the terminating impedance z by the equation

$$Z = \frac{(1 + j)z - 2 + j4}{z + 1 + j}$$

Find Z when $z = 0, 1$ and $j\Omega$ and sketch the variation of $|Z|$ and $\arg Z$ as z moves along the positive real axis from the origin.

- 15 Find the modulus and argument of

$$\frac{(3 + j4)^4(12 - j5)^2}{(3 - j4)^2(12 + j5)^3}$$

- 16 Express in the form $a + jb$, with a and b expressed to 2dp

(a) $\sin(0.2 + j0.48)$ (b) $\cosh^{-1}(j2)$

(c) $\cosh(3.8 - j5.2)$ (d) $\ln(2 + j)$

(e) $\cos(\frac{1}{4}\pi - j)$

- 17 Using complex numbers, show that

$$\sin^7\theta = \frac{1}{64}(35 \sin\theta - 21 \sin 3\theta + 7 \sin 5\theta - \sin 7\theta)$$

- 18 Two impedances Z_1 and Z_0 are related by the equation

$$Z_1 = Z_0 \tanh(\alpha l + j\beta l)$$

where α, β and l are real. If αl is so small that we may take $\sinh \alpha l = \alpha l$, $\cosh \alpha l = 1$ and $(\alpha l)^2$ as negligible, show that

$$Z_1 = Z_0[\alpha l \sec^2 \beta l + j \tan \beta l]$$

- 19 In a transmission line the voltage reflection equation is given by

$$Ke^{j\theta} = \frac{Z - Z_0}{Z + Z_0}$$

where K is a real constant, $Z = R + jX$ and $Z_0 = R_0 + jX_0$. Obtain an expression for θ , the phase angle, in terms of R_0, R, X_0 and X . Hence show that if Z_0 is purely resistive (that is, real) then

$$\theta = \tan^{-1} \left[\frac{2R_0X}{R^2 + X^2 - R_0^2} \right]$$

assuming $R_0^2 < R^2 + X^2$.

- 20 The voltage in a cable is given by the expression

$$\cosh nx + \frac{Z_0}{Z_r} \sinh nx$$

Calculate its value in the form $a + jb$, giving a and b correct to 2dp, when

$$nx = 0.40 + j0.93$$

$$Z_0 = 15 - j20 \quad Z_r = 3 + j4$$

- 21 Express $Z = \cosh(0.5 + j\frac{1}{4}\pi)$ in the forms

(a) $x + jy$ (b) $re^{j\theta}$

The current in a cable is equal to the real part of the expression $e^{j0.7}/Z$. Calculate the current, giving your answer correct to 3dp.

- 22 Show that if the propagation constant of a cable is given by

$$X + jY = \sqrt{[(R + j\omega L)(G + j\omega C)]}$$

where R, G, ω, L and C are real, then the value of X^2 is given by

$$X^2 = \frac{1}{2} \{RG - \omega^2 LC + \sqrt{[(R^2 + \omega^2 L^2) \times (G^2 + \omega^2 C^2)]}\}$$

- 23 Given $Z = (1 + j)/(3 - j4)$ obtain

(a) Z (b) \sqrt{Z} (c) e^Z

(d) $\ln Z$ (e) $\sin Z$

in the form $a + jb$, a, b real, giving a and b correct to 2dp.

- 24 Find, in exponential form, the four values of

$$\left[\frac{7 + j24}{25} \right]^{1/4}$$

Denoting any one of these by p , show that the other three are given by j^np ($n = 1, 2, 3$).

- 25 Determine the six roots of the complex number $-1 + j\sqrt{3}$, in the form $re^{j\theta}$ where $-\pi < \theta \leq \pi$, and show that three of these are also solutions of the equation

$$\sqrt{2}Z^3 + 1 + j\sqrt{3} = 0$$

- 26 Find the real part of

$$\frac{(R + j\omega L)/j\omega C}{j\omega L + R + 1/j\omega C}$$

and deduce that if R^2 is negligible compared with $(\omega L)^2$ and $(LC\omega^2)^2$ is negligible compared with unity then the real part is approximately $R(1 + 2LC\omega^2)$.

- 27 Show that if ω is a complex cube root of unity, then $\omega^2 + \omega + 1 = 0$. Deduce that

$$\begin{aligned} (x + y + z)(x + \omega y + \omega^2 z)(x + \omega^2 y + \omega z) \\ = x^3 + y^3 + z^3 - 3xyz \end{aligned}$$

Hence show that the three roots of

$$x^3 + (-3yz)x + (y^3 + z^3) = 0$$

are

$$x = -(y + z), -(\omega y + \omega^2 z), -(\omega^2 y + \omega z)$$

Use this result to obtain Cardano's solution to the cubic equation

$$x^3 + qx + r = 0$$

in the form

$$-(u + v)$$

where $u^3 = \frac{1}{2}r + \sqrt{[\frac{1}{4}r^2 + \frac{1}{27}q^3]}$

and $v^3 = \frac{1}{2}r - \sqrt{[\frac{1}{4}r^2 + \frac{1}{27}q^3]}$

Express the remaining two roots in terms of u , v and ω and find the condition that all three roots are real.

- 28 ABCD is a square, lettered anticlockwise, on an Argand diagram. If the points A, B represent $3 + j2$, $-1 + j4$ respectively, show that C lies on the real axis, and find the number represented by D and the length of AB.

- 29 If $z_1 = 3 + j2$ and $z_2 = 1 + j$, and O, P, Q, R represent the numbers 0, z_1 , $z_1 z_2$, z_1 / z_2 on the Argand diagram, show that RP is parallel to OQ and is half its length.

- 30 Show that as z describes the circle $z = be^{j\theta}$, $u + jv = z + a^2/z$ describes an ellipse ($a \neq b$). What is the image locus when $a = b$?

- 31 Show that the function

$$w = \frac{4}{z}$$

where $z = x + jy$ and $w = u + jv$, maps the line $3x + 4y = 1$ in the z plane onto a circle in the w plane and determine its radius and centre.

- 32 Show that the function

$$w = (1 + j)z + 1$$

where $z = x + jy$ and $w = u + jv$, maps the line $y = 2x - 1$ in the z plane onto a line in the w plane and determine its equation.

- 33 Show that the function

$$w = \frac{z - 1}{z + 1}$$

where $z = x + jy$ and $w = u + jv$, maps the circle $|z| = 3$ on the z plane onto a circle in the w plane.

Find the centre and radius of this circle in the w plane and indicate, by means of shading on a sketch, the region in the w plane that corresponds to the interior of the circle $|z| = 3$ in the z plane.

- 34 Show that as θ varies, the point $z = a(h + \cos \theta) + ja(k + \sin \theta)$ describes a circle. The Joukowski transformation $u + jv = z + l^2/z$ is applied to this circle to produce an aerofoil shape in the $u-v$ plane. Show that the coordinates of the aerofoil can be written in the form

$$\frac{u}{a} = (h + \cos \theta)$$

$$\times \left(1 + \frac{l^2}{a^2(1 + h^2 + k^2 + 2h \cos \theta + 2k \sin \theta)} \right)$$

$$\frac{v}{a} = (k + \sin \theta)$$

$$\times \left(1 - \frac{l^2}{a^2(1 + h^2 + k^2 + 2h \cos \theta + 2k \sin \theta)} \right)$$

Taking the case $a = 1$ and $l^2 = 8$, trace the aerofoil where

- (a) $h = k = 0$, and show that it is an ellipse;
 (b) $h = 0.04$, $k = 0$ and show that it is a symmetrical aerofoil with a blunt leading and trailing edge;
 (c) $h = 0$, $k = 0.1$ and show that it is a symmetrical aerofoil (about the v axis) with camber;
 (d) $h = 0.04$, $k = 0.1$ and show that it is a non-symmetrical aerofoil with camber and rounded leading and trailing edges.

4 Vector Algebra

Chapter 4 Contents

4.1	Introduction	230
4.2	Basic definitions and results	231
4.3	The vector treatment of the geometry of lines and planes	277
4.4	Engineering application: spin-dryer suspension	289
4.5	Engineering application: cable-stayed bridge	291
4.6	Review exercises (1–22)	293

4.1

Introduction

Much of the work of engineers and scientists involves forces. Ensuring the structural integrity of a building or a bridge involves knowing the forces acting on the system and designing the structural members to withstand them. Many have seen the dramatic pictures of the Tacoma bridge disaster (see also Section 10.10.3), when the forces acting on the bridge were not predicted accurately. To analyse such a system requires the use of Newton's laws in a situation where vector notation is essential. Similarly, in a reciprocating engine, periodic forces act, and Newton's laws are used to design a crankshaft that will reduce the side forces to zero, thereby minimizing wear on the moving parts. Forces are three-dimensional quantities and provide one of the commonest examples of vectors. Associated with these forces are accelerations and velocities, which can also be represented by vectors. The use of formal mathematical notation and rules becomes progressively more important as problems become complicated and, in particular, in three-dimensional situations. Forces, velocities and accelerations all satisfy rules of addition that identify them as vectors. In this chapter we shall construct an algebraic theory for the manipulation of vectors and see how it can be applied to some simple practical problems.

The ideas behind vectors as formal quantities developed mainly during the nineteenth century, and they became a well-established tool in the twentieth century. Vectors provide a convenient and compact way of dealing with multi-dimensional situations without the problem of writing down every bit of information. They allow the principles of the subject to be developed without being obscured by complicated notation.

It is inconceivable that modern scientists and engineers could work successfully without computers. Since such machines cannot think like an engineer or scientist, they have to be told in a totally precise and formal way what to do. For instance, a robot arm needs to be given instructions on how to position itself to perform a spot weld. Three-dimensional vectors prove to be the perfect way to tell the computer how to specify the position of the workpiece of the robot arm and a set of rules then tells the robot how to move to its working position.

Computers have put a great power at the disposal of the engineer; problems that proved to be impossible fifty years ago are now routine. With the aid of numerical algorithms, equations can often be solved very quickly. The stressing of a large structure or an aircraft wing, the lubrication of shafts and bearings, the flow of sewage in pipes and the flow past the fuselage of an aircraft are all examples of systems that were well understood in principle but could not be analysed until the necessary computer power became available. Algorithms are usually written in terms of vectors and matrices (see Chapter 5), since these form a natural setting for the numerical solution of engineering problems and are also ideal for the computer. It is vital that the manipulation of vectors be understood before embarking on more complex mathematical structures used in engineering computations.

Perhaps the most powerful influence of computers is in their graphical capabilities, which have proved invaluable in displaying the static and dynamic behaviour of systems. We accept this tool without thinking how it works. A simple example shows the complexity. How do we display a box with an open top with 'hidden' lines when we look at it from a given angle? The problem is a complicated three-dimensional one that must be analysed instantly by a computer. Vectors allow us to define lines that can be projected onto the screen, and intersections can then be computed so that the 'hidden'

portion can be eliminated. Extending the analysis to a less regular shape is a formidable vector problem. Work of this type is the basis of CAD/CAM systems, which now assist engineers in all stages of the manufacturing process, from design to production of a finished product. Such systems typically allow engineers to manipulate the product geometry during initial design, to produce working drawings, to generate toolpaths in the production process and generally to automate a host of previously tedious and time-consuming tasks.

The general development of the theory of vectors is closely associated with coordinate geometry, so we shall introduce a few ideas in the next section that will be used later in the chapter. The comments largely concern the two- and three-dimensional cases, but we shall mention higher-dimensional extensions where they are relevant to later work, such as on the theory of matrices. While in two and three dimensions we can appeal to geometrical intuition, it is necessary to work in a much more formal way in higher dimensions, as with many other areas of mathematics.

4.2 Basic definitions and results

4.2.1 Cartesian coordinates

Setting up rectangular cartesian axes $Oxyz$ or $Ox_1x_2x_3$, we define the position of a point by **coordinates** or **components** (x, y, z) or (x_1, x_2, x_3) , as indicated in Figure 4.1(a). The indicial notation is particularly important when we consider vectors in many dimensions (x_1, x_2, \dots, x_n) . The axes Ox, Oy, Oz , in that order, are assumed to be right-handed in the sense of Figure 4.1(b), so that a rotation of a right-handed screw from Ox to Oy advances it along Oz , a rotation from Oy to Oz advances it along Ox and a rotation from Oz to Ox advances it along Oy . This is an accepted convention, and it will be seen to be particularly important when we deal with the vector product (see Section 4.2.10).

The length of OP in Figure 4.1(a) is obtained from Pythagoras' theorem as

$$r = (x^2 + y^2 + z^2)^{1/2}$$

The angle $\alpha = \angle POA$ in the right-angled triangle OAP is the angle that OP makes with the positive x direction, as in Figure 4.2. We can see that

Figure 4.1
(a) Right-handed coordinate axes.
(b) Right-hand rule.

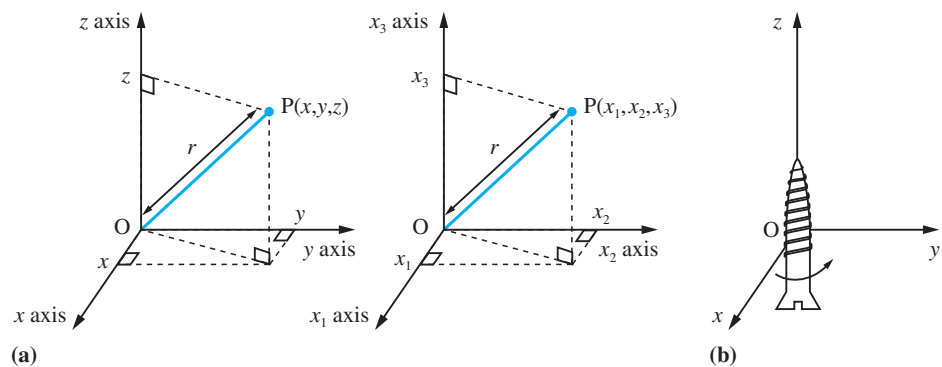
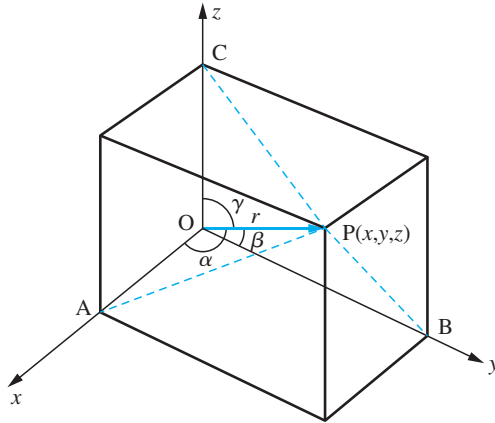


Figure 4.2

Direction cosines
of OP, $l = \cos \alpha$,
 $m = \cos \beta$, $n = \cos \gamma$.



$$l = \cos \alpha = \frac{x}{r}$$

Likewise, β and γ are the angles that OP makes with y and z directions respectively, so

$$m = \cos \beta = \frac{y}{r}, \quad n = \cos \gamma = \frac{z}{r}$$

The triad (l, m, n) are called the **direction cosines** of the line OP. Note that

$$l^2 + m^2 + n^2 = \frac{x^2}{r^2} + \frac{y^2}{r^2} + \frac{z^2}{r^2} = \frac{x^2 + y^2 + z^2}{r^2} = 1$$

Example 4.1

If P has coordinates $(2, -1, 3)$, find the length OP and the direction cosines of OP.

Solution $OP^2 = (2)^2 + (-1)^2 + (3)^2 = 4 + 1 + 9$, so that $OP = \sqrt{14}$

The direction cosines are

$$l = 2\sqrt{\frac{1}{14}}, \quad m = -\sqrt{\frac{1}{14}}, \quad n = 3\sqrt{\frac{1}{14}}$$

Example 4.2

A surveyor sets up her theodolite on horizontal ground, at a point O, and observes the top of a church spire, as illustrated in Figure 4.3. Relative to axes Oxyz, with Oz vertical, the surveyor measures the angles $\angle TOx = 66^\circ$ and $\angle TOz = 57^\circ$. The church is known to have height 35 m. Find the angle $\angle TOy$ and calculate the coordinates of T with respect to the given axes.

Solution The direction cosines

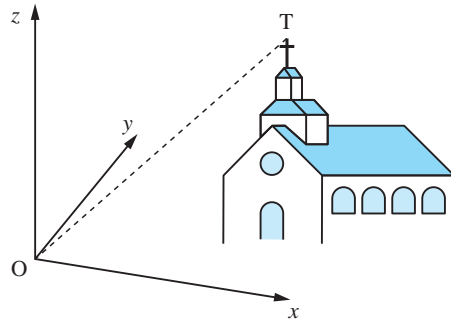
$$l = \cos 66^\circ = 0.40674 \quad \text{and} \quad n = \cos 57^\circ = 0.54464$$

are known and hence the third direction cosine can be computed as

$$m^2 = 1 - l^2 - n^2 = 0.53793$$

Thus, $m = 0.73344$ and hence $\angle TOy = \cos^{-1}(0.73344) = 42.82^\circ$. The length $OT = r$ can now be computed from the known height, 35 m, and the direction cosine n , as

Figure 4.3
Representation of the axes and church spire in Example 4.2.



$$\cos 57^\circ = 35/r, \quad \text{so} \quad r = 64.26 \text{ m}$$

The remaining coordinates are obtained from

$$x/r = \cos 66^\circ \quad \text{and} \quad y/r = \cos 42.82^\circ$$

giving $x = r \cos 66^\circ = 26.14$ and $y = r \cos 42.82^\circ = 47.13$

Hence the coordinates of T are (26.14, 47.13, 35).

4.2.2 Scalars and vectors

Quantities like distance or temperature are represented by real numbers in appropriate units, for instance 5 m or 10°C. Such quantities are called **scalars** – they obey the usual rules of real numbers and they have no direction associated with them. However, **vectors** have both a magnitude and a direction associated with them; these include force, velocity and magnetic field. To qualify as vectors, the quantities must have more than just magnitude and direction – they must also satisfy some particular rules of combination. Angular displacement in three dimensions gives an example of a quantity which has a direction and magnitude but which does not add by the addition rules of vectors, so angular displacements are *not* vectors.

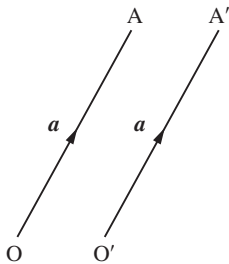


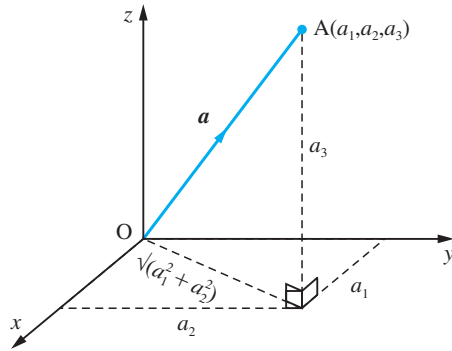
Figure 4.4
Line segments representing a vector \mathbf{a} .

We represent a vector geometrically by a line segment whose length represents the vector's magnitude in some appropriate units and whose direction represents the vector's direction, with the arrowhead indicating the sense of the vector, as shown in Figure 4.4. According to this definition, the starting point of the vector is irrelevant. In Figure 4.4, the two line segments OA and O'A' represent the same vector because their lengths are the same, their directions are the same and the sense of the arrows is the same. Thus each of these vectors is equivalent to the vector through the origin, with A given by its coordinates (a_1, a_2, a_3) , as in Figure 4.5. We can therefore represent a vector in a three-dimensional space by an ordered set of three numbers or a 3-tuple. We shall see later how this representation is used.

We shall now introduce some of the basic notation and definitions for vectors. The vector of Figure 4.5 is handwritten or typewritten as \mathbf{a} , $\underline{\mathbf{a}}$, \overrightarrow{OA} . On the printed page, bold-face type \mathbf{a} is used. Using the coordinate definition, the vector could equally be written as (a_1, a_2, a_3) . (Note: There are several possible coordinate notations; the traditional one is (a_1, a_2, a_3) , but in Chapter 5 on matrices we shall use an alternative standard notation.)

Figure 4.5

Representation of the vector \mathbf{a} by the line segment OA.



Some basic properties of vectors are:

(a) Equality

As we considered earlier, two vectors \mathbf{a} and \mathbf{b} are equal if and only if they have the same modulus and the same direction and sense. We write this in the usual way

$$\mathbf{a} = \mathbf{b}$$

We shall see later that in component form, two vectors $\mathbf{a} = (a_1, a_2, a_3)$ and $\mathbf{b} = (b_1, b_2, b_3)$ are **equal** if and only if the components are equal, that is

$$a_1 = b_1, \quad a_2 = b_2, \quad a_3 = b_3$$

(b) Multiplication by a scalar

If λ is a scalar and the vectors are related by $\mathbf{a} = \lambda\mathbf{b}$ then

- if $\lambda > 0$, \mathbf{a} is a vector in the same direction as \mathbf{b} with magnitude λ times the magnitude of \mathbf{b} ;
- if $\lambda < 0$, \mathbf{a} is a vector in the opposite direction to \mathbf{b} with magnitude $|\lambda|$ times the magnitude of \mathbf{b} .

(c) Parallel vectors

The vectors \mathbf{a} and \mathbf{b} in property (b) are said to be **parallel** or **antiparallel** according as $\lambda > 0$ or $\lambda < 0$ respectively. (Note that we do not insert any multiplication symbol between λ and \mathbf{b} since the common symbols \cdot and \times are reserved for special uses that we shall discuss later.)

(d) Modulus

The **modulus** or **length** or **magnitude** of a vector \mathbf{a} is written as $|\mathbf{a}|$ or $|\overrightarrow{OA}|$ or a if there is no ambiguity. A vector with modulus one is called a **unit vector** and is written $\hat{\mathbf{a}}$, with the hat (^) indicating a unit vector. Clearly

$$\mathbf{a} = |\mathbf{a}|\hat{\mathbf{a}} \quad \text{or} \quad \hat{\mathbf{a}} = \frac{\mathbf{a}}{|\mathbf{a}|}$$

(e) Zero vector

The **zero** or **null vector** has zero modulus; it is written as $\mathbf{0}$ or often just as 0 when there is no ambiguity whether it is a vector or not.

Example 4.3

A cyclist travels at a steady 16 km h^{-1} on the four legs of his journey. From his origin, O, he travels for one hour in a NE direction to the point A; he then travels due E for half an hour to point B. He then cycles in a NW direction until he reaches the point C, which is due N of his starting point. He returns due S to the starting point. Indicate the path of the cyclist using vectors and calculate the modulus of the vectors along BC and CO.

Solution The four vectors are shown in Figure 4.6. If \hat{i} and \hat{j} are the unit vectors along the two axes then by property (b)

$$\overrightarrow{AB} = 8\hat{i} \quad \text{and} \quad \overrightarrow{CO} = -L\hat{j}$$

where L is still to be determined. By trigonometry

$$DB = 8 + 16 \sin 45^\circ = 8 + 8\sqrt{2}$$

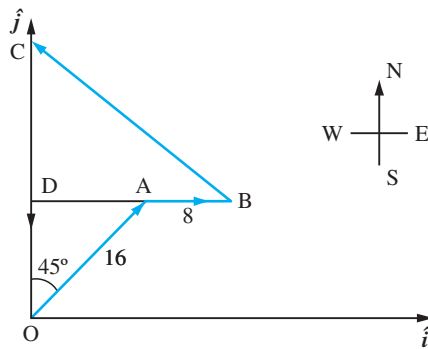
and hence the modulus of the vector \overrightarrow{BC} is

$$|BC| = \frac{DB}{\cos 45^\circ} = 8\sqrt{2} + 16$$

The modulus L of the vector \overrightarrow{CO} is

$$L = |\overrightarrow{CO}| = CD + DO = (8 + 8\sqrt{2}) + 16 \cos 45^\circ = 8 + 16\sqrt{2}$$

Figure 4.6 Cyclist's path in Example 4.3.

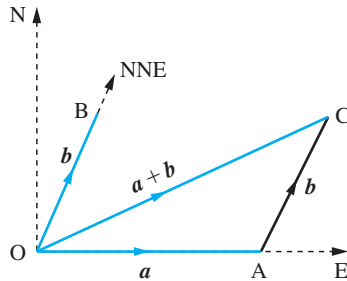


4.2.3 Addition of vectors

Having introduced vectors and their basic properties, it is natural to ask if vectors can be combined. The simplest form of vector combination is addition and it is the definition of addition that finally identifies a vector. Consider the following situation. A small motor boat is steered due east (E) at 4 knots for one hour. The path taken by the boat could be represented by the line OA, or \mathbf{a} , in Figure 4.7. Unfortunately there is also a tidal stream, \mathbf{b} , running north-north-east (NNE) at $2\frac{1}{2}$ knots. Where will the boat actually be at the end of one hour?

If we imagine the vessel to be steaming E for one hour through still water, and then lying still in the water and drifting with the tidal stream for one hour, we can see that it will travel from O to A in the first hour and from A to C in the second hour. If, on

Figure 4.7
Addition of two vectors.



the other hand, the vessel steams due E through water that is simultaneously moving NNE with the tidal stream then the result will be to arrive at C after one hour. The net velocity of the boat is represented by the line OC. Putting this another way, the result of subjecting the boat to a velocity \vec{OA} and a velocity \vec{AC} simultaneously is the same as the result of subjecting it to a velocity \vec{OC} . Thus the velocity $\vec{OC} = \vec{a} + \vec{b}$ is the sum of the velocity $\vec{OA} = \vec{a}$ and the velocity $\vec{AC} = \vec{b}$.

This leads us to the **parallelogram rule** for vector addition illustrated in Figure 4.8 and stated as follows:

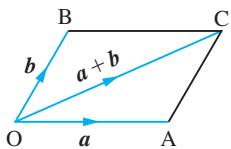


Figure 4.8
Parallelogram rule for addition of vectors.

The sum, or resultant, of two vectors \vec{a} and \vec{b} is found by forming a parallelogram with \vec{a} and \vec{b} as two adjacent sides. The sum $\vec{a} + \vec{b}$ is the vector represented by the diagonal of the parallelogram.

In Figure 4.8 the vectors \vec{OB} and \vec{AC} are the same, so we can rewrite the parallelogram rule as an equivalent **triangle law** (Figure 4.9), which can be stated as follows:

If two vectors \vec{a} and \vec{b} are represented in magnitude and direction by the two sides of a triangle taken in order, then their sum is represented in magnitude and direction by the closing third side.

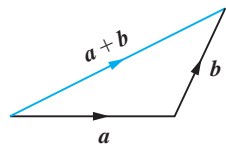


Figure 4.9
Triangle law for addition of vectors.

The triangle law for the addition of vectors can be extended to the addition of any number of vectors. If from a point O (Figure 4.10), displacements \vec{OA} , \vec{AB} , \vec{BC} , ..., \vec{LK} are drawn along the adjacent sides of a polygon to represent in magnitude and direction the vectors \vec{a} , \vec{b} , \vec{c} , ..., \vec{k} respectively, then the sum

$$\vec{r} = \vec{a} + \vec{b} + \vec{c} + \dots + \vec{k}$$

of these vectors is represented in magnitude and direction by the closing side OK of the polygon, the sense of the sum vector being represented by the arrow in Figure 4.10. This is referred to as the **polygon law** for the addition of vectors.

We now need to look at the usual rules of algebra for scalar quantities to check whether or not they are satisfied for vectors.

(a) Commutative law

$$\vec{a} + \vec{b} = \vec{b} + \vec{a}$$

This result is obvious from the geometrical definition, and says that order does not matter.

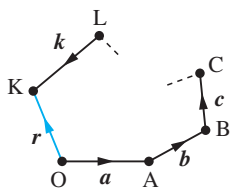


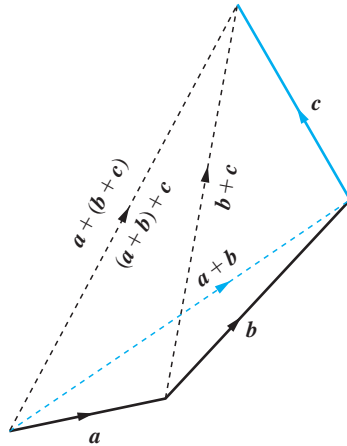
Figure 4.10
Polygon law for addition of vectors.

(b) Associative law

$$(a + b) + c = a + (b + c)$$

Geometrically, the result can be deduced using the triangle and polygon laws, as shown in Figure 4.11. We see that brackets do not matter and can be omitted.

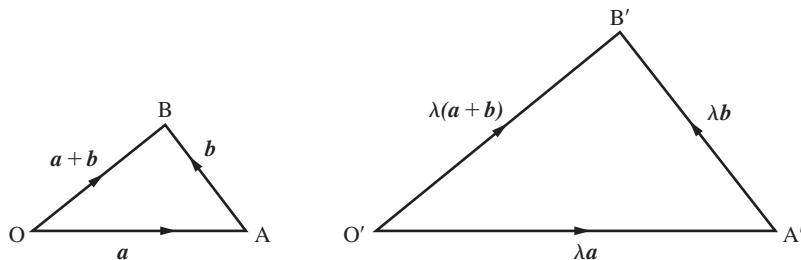
Figure 4.11
Deduction of the associative law.

**(c) Distributive law**

$$\lambda(a + b) = \lambda a + \lambda b$$

The result follows from similar triangles. In Figure 4.12 the side $O'B'$ is just λ times OB in length and in the same direction, so $\overrightarrow{O'B'} = \lambda(a + b)$. The triangle law therefore gives the required result since $\overrightarrow{O'B'} = \overrightarrow{O'A'} + \overrightarrow{A'B'} = \lambda a + \lambda b$. This result just says that we can multiply brackets out by the usual laws of algebra.

Figure 4.12
Similar triangles
for the proof of the
distributive law.

**(d) Subtraction**

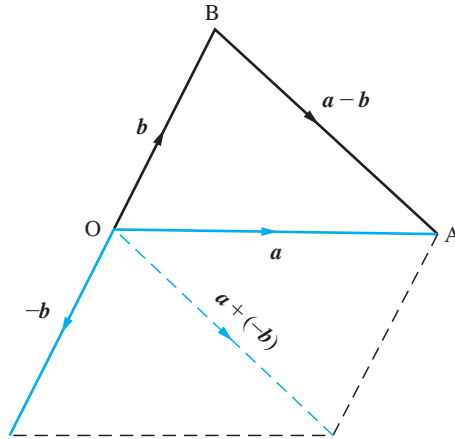
We define subtraction in the obvious way:

$$a - b = a + (-b)$$

This is illustrated geometrically in Figure 4.13. Applying the triangle rule to triangle OAB gives

$$\begin{aligned}\overrightarrow{BA} &= \overrightarrow{BO} + \overrightarrow{OA} = \overrightarrow{OA} + \overrightarrow{BO} \\ &= \overrightarrow{OA} - \overrightarrow{OB} \quad \text{since } \overrightarrow{BO} = -\overrightarrow{OB}\end{aligned}$$

Figure 4.13
Subtraction of vectors.



from which the important result is obtained, namely

$$\overrightarrow{BA} = \overrightarrow{OA} - \overrightarrow{OB}$$

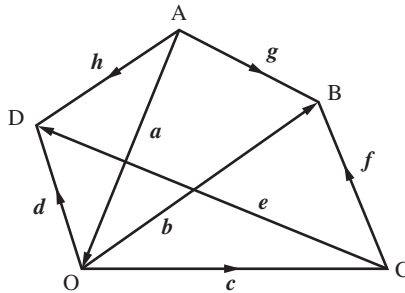
Example 4.4

From Figure 4.14, evaluate

g in terms of a and b , f in terms of b and c

e in terms of c and d , e in terms of f , g and h

Figure 4.14
Figure of Example 4.4.



Solution

From the triangle OAB: $\overrightarrow{AB} = \overrightarrow{AO} + \overrightarrow{OB}$ and hence $g = a + b$

From the triangle OBC: $\overrightarrow{CB} = \overrightarrow{OB} - \overrightarrow{OC}$ and hence $f = b - c$

From the triangle OCD: $\overrightarrow{CD} = \overrightarrow{OD} - \overrightarrow{OC}$ and hence $e = d - c$

From the quadrilateral CBAD the polygon rule gives

$\overrightarrow{CD} + \overrightarrow{DA} + \overrightarrow{AB} + \overrightarrow{BC} = 0$ and hence $e + (-h) + g + (-f) = 0$, so $e = f - g + h$

Example 4.5

A quadrilateral OACB is defined in terms of the vectors $\overrightarrow{OA} = a$, $\overrightarrow{OB} = b$ and $\overrightarrow{OC} = b + \frac{1}{2}a$. Calculate the vector representing the other two sides \overrightarrow{BC} and \overrightarrow{CA} .

Solution Now as in rule (d)

$$\overrightarrow{BC} = \overrightarrow{BO} + \overrightarrow{OC} = -\overrightarrow{OB} + \overrightarrow{OC}$$

so

$$\overrightarrow{BC} = \overrightarrow{OC} - \overrightarrow{OB} = (\mathbf{b} + \frac{1}{2}\mathbf{a}) - \mathbf{b} = \frac{1}{2}\mathbf{a}$$

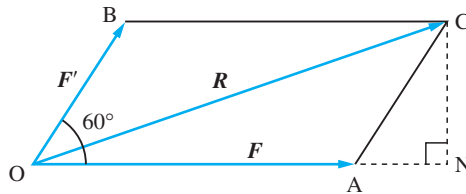
and similarly $\overrightarrow{CA} = \overrightarrow{OA} - \overrightarrow{OC} = \mathbf{a} - (\mathbf{b} + \frac{1}{2}\mathbf{a}) = \frac{1}{2}\mathbf{a} - \mathbf{b}$

Example 4.6

A force F has magnitude 2 N and a second force F' has magnitude 1 N and is inclined at an angle of 60° to F , as illustrated in Figure 4.15. Find the magnitude of the resultant force R and the angle it makes to the force F .

Solution (i) Now, from Figure 4.15 we have $R = F + F'$, so we require the length OC and the angle CON.

Figure 4.15
Figure of Example 4.6.



(ii) We first need to calculate CN and AN using trigonometry. Noting that $|F'| = OB = AC = 1$ we see that

$$CN = AC \sin 60^\circ = \frac{\sqrt{3}}{2} \quad \text{and} \quad AN = AC \cos 60^\circ = \frac{1}{2}$$

(iii) Noting that $|F| = OA = 2$ then $ON = OA + AN = \frac{5}{2}$. Thus using Pythagoras' theorem

$$OC^2 = ON^2 + CN^2 = \left(\frac{\sqrt{3}}{2}\right)^2 + \left(\frac{5}{2}\right)^2 = 7$$

and hence the resultant has magnitude $\sqrt{7}$.

(iv) The angle CON is determined from $\tan \text{CON} = \frac{CN}{ON} = \frac{\sqrt{3}}{5}$ giving angle $\text{CON} = 19.1^\circ$.

Example 4.7

An aircraft is flying at 400 knots in a strong NW wind of 50 knots. The pilot wishes to fly due west. In which direction should the pilot fly the aircraft to achieve this end, and what will be his actual speed over the ground?

Solution The resultant velocity of the aircraft is the vector sum of 50 knots from the NW direction and 400 knots in a direction α° north of west. In appropriate units the situation is shown in Figure 4.16(a). The vector \overrightarrow{OA} represents the wind velocity and \overrightarrow{OB} represents the aircraft's velocity. The resultant velocity is \overrightarrow{OP} , which is required to be due W. We wish to determine the angle α (giving the direction of flight) and magnitude of the resultant velocity (giving the ground speed).

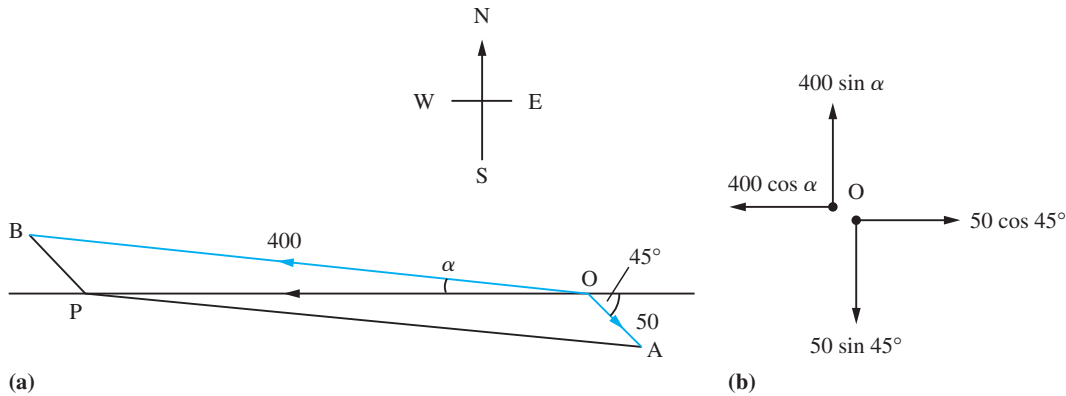


Figure 4.16 (a) The track of the aircraft in Example 4.7. (b) Resolving the velocity into components.

Resolving the velocity into components as illustrated in Figure 4.16(b) and recognizing that the resultant velocity is in the westerly direction, we have no resultant velocity perpendicular to this direction. Thus

$$400 \sin \alpha^\circ = 50 \sin 45^\circ$$

so that

$$\alpha = 5.07^\circ$$

The resultant speed due west is

$$400 \cos \alpha^\circ - 50 \cos 45^\circ = 363 \text{ knots}$$

Example 4.8

If ABCD is any quadrilateral, show that $\overrightarrow{AD} + \overrightarrow{BC} = 2\overrightarrow{EF}$, where E and F are the midpoints of AB and DC respectively, and that

$$\overrightarrow{AB} + \overrightarrow{AD} + \overrightarrow{CB} + \overrightarrow{CD} = 4\overrightarrow{XY}$$

where X and Y are the midpoints of the diagonals AC and BD respectively.

Solution Applying the polygon law for the addition of vectors to Figure 4.17,

$$\overrightarrow{EF} = \overrightarrow{EA} + \overrightarrow{AD} + \overrightarrow{DF}$$

and

$$\overrightarrow{EF} = \overrightarrow{EB} + \overrightarrow{BC} + \overrightarrow{CF}$$

Adding these two then gives

$$\begin{aligned} 2\overrightarrow{EF} &= \overrightarrow{EA} + \overrightarrow{AD} + \overrightarrow{DF} + \overrightarrow{EB} + \overrightarrow{BC} + \overrightarrow{CF} \\ &= \overrightarrow{AD} + \overrightarrow{BC} + \left(\frac{1}{2}\overrightarrow{BA} + \frac{1}{2}\overrightarrow{CD} - \frac{1}{2}\overrightarrow{BA} - \frac{1}{2}\overrightarrow{CD}\right) \end{aligned}$$

since E and F are the midpoints of AB and CD respectively. Thus

$$2\overrightarrow{EF} = \overrightarrow{AD} + \overrightarrow{BC}$$

Also, by the polygon law for addition of vectors,

$$\overrightarrow{XY} = \overrightarrow{XA} + \overrightarrow{AB} + \overrightarrow{BY}$$

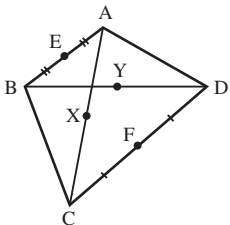


Figure 4.17
Quadrilateral of
Example 4.8.

and

$$\overrightarrow{XY} = \overrightarrow{XC} + \overrightarrow{CB} + \overrightarrow{BY}$$

Adding and multiplying by 2 gives

$$\begin{aligned} 4\overrightarrow{XY} &= 2\overrightarrow{XA} + 2\overrightarrow{AB} + 2\overrightarrow{BY} + 2\overrightarrow{XC} + 2\overrightarrow{CB} + 2\overrightarrow{BY} \\ &= 2\overrightarrow{AB} + 2\overrightarrow{CB} + 4\overrightarrow{BY} \quad (\text{since } \overrightarrow{XA} = -\overrightarrow{XC}) \\ &= 2\overrightarrow{AB} + 2\overrightarrow{CB} + \overrightarrow{BD} \quad (\text{since } \overrightarrow{BD} = 2\overrightarrow{BY}) \\ &= \overrightarrow{AB} + \overrightarrow{CB} + (\overrightarrow{AB} + \overrightarrow{BD}) + (\overrightarrow{CB} + \overrightarrow{BD}) \end{aligned}$$

so that

$$4\overrightarrow{XY} = \overrightarrow{AB} + \overrightarrow{CB} + \overrightarrow{AD} + \overrightarrow{CD}$$

4.2.4 Exercises

- 1 Given two non-parallel vectors \mathbf{a} and \mathbf{b} , indicate on a diagram the vectors $\mathbf{a} + \mathbf{b}$, $\frac{1}{2}\mathbf{a} + \mathbf{b}$, $\mathbf{b} - \frac{1}{2}\mathbf{a}$, $\frac{3}{2}\mathbf{a} - \mathbf{b}$.
- 2 An aircraft flies 100 km in a NE direction, then 120 km in an ESE direction and finally S for a further 50 km. Sketch the vectors representing this flight path. What is the distance from start to finish and also the length of the flight path?
- 3 (a) Given two non-parallel vectors \mathbf{a} and \mathbf{b} , show on a diagram that any other vector \mathbf{r} can be written as $\mathbf{r} = \alpha\mathbf{a} + \beta\mathbf{b}$ with constants α and β .
(b) Given three non-coplanar, non-parallel vectors \mathbf{a} , \mathbf{b} and \mathbf{c} , show on a diagram that any other vector \mathbf{r} can be written as $\mathbf{r} = \alpha\mathbf{a} + \beta\mathbf{b} + \gamma\mathbf{c}$ with constants α , β and γ .
- 4 The vector \overrightarrow{OP} makes an angle of 60° with the positive x axis and 45° with the positive y axis. Find the possible angles that the vector can make with the z axis.
- 5 The vectors $\overrightarrow{OA} = \mathbf{a}$ and $\overrightarrow{OB} = \mathbf{b}$ are given. Find the vector \overrightarrow{OC} representing the point C on AB that divides AB in the ratio AC:CB = 1:2.
- 6 (a) For two vectors $\mathbf{a} = \overrightarrow{OA}$ and $\mathbf{b} = \overrightarrow{OB}$ show that the midpoint of AB has the vector $\frac{1}{2}(\mathbf{a} + \mathbf{b})$.
(b) The midpoints of the sides of the quadrilateral ABCD are PQRS. Show that PQRS forms a parallelogram.
- 7 A regular hexagon OACDEB has adjacent sides $\overrightarrow{OA} = \mathbf{a}$ and $\overrightarrow{OB} = \mathbf{b}$. Find the vectors \overrightarrow{OC} , \overrightarrow{OD} , \overrightarrow{OE} representing the other three corners in terms of \mathbf{a} and \mathbf{b} .
- 8 A bird flies N at a speed of 20 m s^{-1} but the wind is simultaneously carrying it E at 5 m s^{-1} . Find the actual speed of the bird and the angle it deviates from N.
- 9 A cyclist travelling east at 8 kilometres per hour finds that the wind appears to blow directly from the north. On doubling her speed it appears to blow from the north-east. Find the actual velocity of the wind.
- 10 A weight of 100 N is suspended by two wires from a horizontal beam, as in Figure 4.18. Find the tension in the wires.

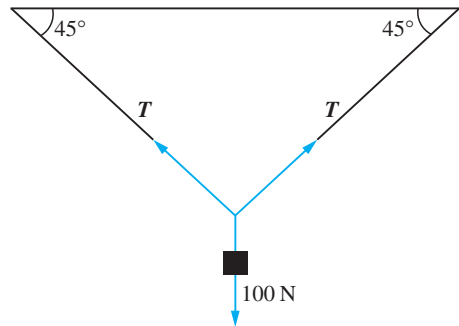


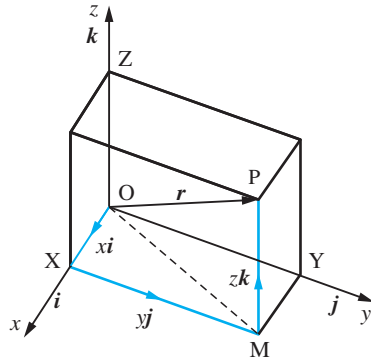
Figure 4.18 Suspended weight in Exercise 10

4.2.5 Cartesian components and basic properties

We saw earlier that vectors could be written as an ordered set of three numbers or 3-tuple (see Section 4.2.2). We shall now explore the properties of these ordered triples and how they relate to the geometrical definitions used in previous sections.

In Figure 4.19, we denote mutually perpendicular unit vectors in the three coordinate directions by i, j and k . (Sometimes the alternative notation \hat{e}_1, \hat{e}_2 and \hat{e}_3 is used.) The notation i, j, k is so standard that the ‘hats’ indicating unit vectors are usually omitted.

Figure 4.19
The component form
of a vector.



Applying the triangle law to the triangle OXM, we have

$$\overrightarrow{OM} = \overrightarrow{OX} + \overrightarrow{XM} = xi + yj$$

Applying the triangle law to the triangle OMP then yields

$$\overrightarrow{OP} = \overrightarrow{OM} + \overrightarrow{MP} = xi + yj + zk \quad (4.1)$$

The analysis applies to any point, so we can write any vector r in terms of its **components** x, y, z with respect to the unit vectors i, j, k as

$$r = xi + yj + zk$$

Indeed, the vector notation $r = (x, y, z)$ should be interpreted as the vector given in (4.1). In some contexts it is more convenient to use a suffix notation for the coordinates, and

$$(x_1, x_2, x_3) = x_1\hat{e}_1 + x_2\hat{e}_2 + x_3\hat{e}_3$$

is interpreted in exactly the same way. It is assumed that the three basic unit vectors are known, and all vectors in coordinate form are referred to them.

The **modulus** of a vector is just the length OP, so from Figure 4.19 we have, using Pythagoras' theorem,

$$|r| = (x^2 + y^2 + z^2)^{1/2}$$

The basic properties of vectors follow easily from the component definition in (4.1).

(a) Equality

Two vectors $\mathbf{a} = (a_1, a_2, a_3)$ and $\mathbf{b} = (b_1, b_2, b_3)$ are **equal** if and only if the three components are equal, that is

$$a_1 = b_1, \quad a_2 = b_2, \quad a_3 = b_3$$

(b) Zero vector

The zero vector has zero components, so

$$\mathbf{0} = (0, 0, 0)$$

(c) Addition

The addition rule is expressed very simply in terms of vector components:

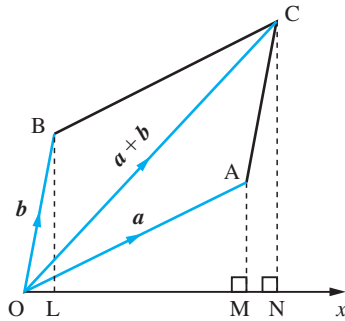
$$\mathbf{a} + \mathbf{b} = (a_1 + b_1, a_2 + b_2, a_3 + b_3)$$

The equivalence of this definition with the geometrical definition for addition using the parallelogram rule can be deduced from Figure 4.20. We know that $\overrightarrow{OB} = \overrightarrow{AC}$, since they are equivalent displacements, and hence their x components are the same, so that we have $OL = MN$. Thus if we take the x component of $\mathbf{a} + \mathbf{b}$

$$(\mathbf{a} + \mathbf{b})_1 = ON = OM + MN = OM + OL = a_1 + b_1$$

the y and z components can be considered in a similar manner, giving $(\mathbf{a} + \mathbf{b})_2 = a_2 + b_2$ and $(\mathbf{a} + \mathbf{b})_3 = a_3 + b_3$.

Figure 4.20
Parallelogram rule, x
component.

**(d) Multiplication by a scalar**

If λ is a scalar and the vectors are related by $\mathbf{a} = \lambda\mathbf{b}$ then the components satisfy

$$a_1 = \lambda b_1, \quad a_2 = \lambda b_2, \quad a_3 = \lambda b_3$$

which follows from the similar triangles of Figure 4.12.

(e) Distributive law

The distributive law in components is simply a restatement of the distributive law for the addition of numbers:

$$\begin{aligned}
 \lambda(\mathbf{a} + \mathbf{b}) &= \lambda(a_1 + b_1, a_2 + b_2, a_3 + b_3) \\
 &= (\lambda(a_1 + b_1), \lambda(a_2 + b_2), \lambda(a_3 + b_3)) \\
 &= (\lambda a_1 + \lambda b_1, \lambda a_2 + \lambda b_2, \lambda a_3 + \lambda b_3) \\
 &= (\lambda a_1, \lambda a_2, \lambda a_3) + (\lambda b_1, \lambda b_2, \lambda b_3) \\
 &= \lambda \mathbf{a} + \lambda \mathbf{b}
 \end{aligned}$$

(f) Subtraction

Subtraction is again straightforward and the components are just subtracted from each other:

$$\mathbf{a} - \mathbf{b} = (a_1 - b_1, a_2 - b_2, a_3 - b_3)$$

The component form of vectors allows problems to be solved algebraically and results can be interpreted either as algebraic ideas or in a geometrical manner. Both these interpretations can be very useful in applications of vectors to engineering.



In MATLAB a vector is inserted as an array within square brackets, so, for example, a vector $\mathbf{a} = (1, 2, 3)$ is inserted as `a = [1 2 3]` or `a = [1, 2, 3]`, where in the latter commas have been used instead of spaces. The operations of addition, subtraction and multiplication by a scalar are represented by `+`, `-` and `*` respectively, but to evaluate the operations numerically requires the instruction `evalm`. The magnitude or length of a vector \mathbf{a} appears in MATLAB as `norm(a)`.

Example 4.9

Determine whether constants α and β can be found to satisfy the vector equations

- (a) $(2, 1, 0) = \alpha(-2, 0, 2) + \beta(1, 1, 1)$
 (b) $(-3, 1, 2) = \alpha(-2, 0, 2) + \beta(1, 1, 1)$

and interpret the results.

Solution

- (a) For the two vectors to be the same each of the components must be equal, and hence

$$2 = -2\alpha + \beta$$

$$1 = \beta$$

$$0 = 2\alpha + \beta$$

Thus the second equation gives $\beta = 1$ and both of the other two equations give the same value of α , namely $\alpha = -\frac{1}{2}$, so the equations can be satisfied.

- (b) A similar argument gives

$$-3 = -2\alpha + \beta$$

$$1 = \beta$$

$$2 = 2\alpha + \beta$$

Again, the second equation gives $\beta = 1$ but the first equation leads to $\alpha = 2$ and the third to $\alpha = \frac{1}{2}$. The equations are now not consistent and no appropriate α and β can be found.

In case (a) the three vectors lie in a plane, and any vector in a plane, including the one given, can be written as the vector sum of the two vectors $(-2, 0, 2)$ and $(1, 1, 1)$ with appropriate multipliers. In case (b), however, the vector $(-3, 1, 2)$ does not lie in the plane of the two vectors $(-2, 0, 2)$ and $(1, 1, 1)$ and can, therefore, never be written as the vector sum of the two vectors $(-2, 0, 2)$ and $(1, 1, 1)$ with appropriate multipliers.

Example 4.10

Given the vectors $\mathbf{a} = (1, 1, 1)$, $\mathbf{b} = (-1, 2, 3)$ and $\mathbf{c} = (0, 3, 4)$, find

- (a) $\mathbf{a} + \mathbf{b}$ (b) $2\mathbf{a} - \mathbf{b}$ (c) $\mathbf{a} + \mathbf{b} - \mathbf{c}$
 (d) the unit vector in the direction of \mathbf{c}

Solution

- (a) $\mathbf{a} + \mathbf{b} = (1 - 1, 1 + 2, 1 + 3) = (0, 3, 4)$
 (b) $2\mathbf{a} - \mathbf{b} = (2 \times 1 - (-1), 2 \times 1 - 2, 2 \times 1 - 3) = (3, 0, -1)$
 (c) $\mathbf{a} + \mathbf{b} - \mathbf{c} = (1 - 1 + 0, 1 + 2 - 3, 1 + 3 - 4) = (0, 0, 0) = \mathbf{0}$
 (d) $|\mathbf{c}| = (3^2 + 4^2)^{1/2} = 5$, so

$$\hat{\mathbf{c}} = \frac{\mathbf{c}}{5} = (0, \frac{3}{5}, \frac{4}{5})$$

Example 4.11

Given $\mathbf{a} = (2, -3, 1) = 2\mathbf{i} - 3\mathbf{j} + \mathbf{k}$, $\mathbf{b} = (1, 5, -2) = \mathbf{i} + 5\mathbf{j} - 2\mathbf{k}$ and $\mathbf{c} = (3, -4, 3) = 3\mathbf{i} - 4\mathbf{j} + 3\mathbf{k}$

- (a) find the vector $\mathbf{d} = \mathbf{a} - 2\mathbf{b} + 3\mathbf{c}$;
 (b) find the magnitude of \mathbf{d} and write down a unit vector in the direction of \mathbf{d} ;
 (c) what are the direction cosines of \mathbf{d} ?

Solution

- (a) $\mathbf{d} = \mathbf{a} - 2\mathbf{b} + 3\mathbf{c}$
 $= (2\mathbf{i} - 3\mathbf{j} + \mathbf{k}) - 2(\mathbf{i} + 5\mathbf{j} - 2\mathbf{k}) + 3(3\mathbf{i} - 4\mathbf{j} + 3\mathbf{k})$
 $= (2\mathbf{i} - 3\mathbf{j} + \mathbf{k}) - (2\mathbf{i} + 10\mathbf{j} - 4\mathbf{k}) + (9\mathbf{i} - 12\mathbf{j} + 9\mathbf{k})$
 $= (2 - 2 + 9)\mathbf{i} + (-3 - 10 - 12)\mathbf{j} + (1 + 4 + 9)\mathbf{k}$

that is, $\mathbf{d} = 9\mathbf{i} - 25\mathbf{j} + 14\mathbf{k}$.

- (b) The magnitude of \mathbf{d} is $d = \sqrt{9^2 + (-25)^2 + 14^2} = \sqrt{902}$
 A unit vector in the direction of \mathbf{d} is $\hat{\mathbf{d}}$ where

$$\hat{\mathbf{d}} = \frac{\mathbf{d}}{d} = \frac{9}{\sqrt{902}}\mathbf{i} - \frac{25}{\sqrt{902}}\mathbf{j} + \frac{14}{\sqrt{902}}\mathbf{k}$$

- (c) The direction cosines of \mathbf{d} are $9/\sqrt{902}$, $-25/\sqrt{902}$ and $14/\sqrt{902}$.



Check that in MATLAB the commands

```
a = [2 -3 1]; b = [1 5 -2]; c = [3 -4 3];
d = a - 2*b + 3*c
```

return the answer given in (a) and that the further command

```
norm(d)
```

gives the magnitude of \mathbf{d} as 30.0333. Here MATLAB gives the numeric answer; to obtain the answer in the exact form then the calculation in MATLAB must be done symbolically using the Symbolic Math Toolbox. To do this the vector \mathbf{d} must first be expressed in symbolic form using the `sym` command.

Example 4.12

A molecule XY_3 has a tetrahedral form; the position vector of the X atom is $(2\sqrt{3} + \sqrt{2}, 0, -2 + \sqrt{6})$ and those of the three Y atoms are

$$\overrightarrow{OY} = (\sqrt{3}, -2, -1), \quad \overrightarrow{OY'} = (\sqrt{3}, 2, -1), \quad \overrightarrow{OY''} = (\sqrt{2}, 0, \sqrt{6})$$

- (a) Show that all of the bond lengths are equal.
 (b) Show that $\overrightarrow{XY} + \overrightarrow{YY'} + \overrightarrow{Y'Y''} + \overrightarrow{Y''Y} = \mathbf{0}$

Solution

- (a) $\overrightarrow{XY} = \overrightarrow{OY} - \overrightarrow{OX} = (-\sqrt{3} - \sqrt{2}, -2, 1 - \sqrt{6})$ and the bond length is

$$|\overrightarrow{XY}| = [(-\sqrt{3} - \sqrt{2})^2 + (-2)^2 + (1 - \sqrt{6})^2]^{1/2} = 4$$

$\overrightarrow{YY'} = \overrightarrow{OY'} - \overrightarrow{OY} = (0, 4, 0)$ and clearly the bond length is again 4.

The other four bonds $\overrightarrow{XY'}$, $\overrightarrow{XY''}$, $\overrightarrow{Y'Y''}$, $\overrightarrow{Y''X}$ are treated in exactly the same way, and each gives a bond length of 4.

- (b) Now $\overrightarrow{Y'Y''} = \overrightarrow{OY''} - \overrightarrow{OY'} = (\sqrt{2} - \sqrt{3}, -2, \sqrt{6} + 1)$ and $\overrightarrow{Y''X} = \overrightarrow{OX} - \overrightarrow{OY''} = (2\sqrt{3}, 0, -2)$, so adding the four vectors gives

$$\begin{aligned} \overrightarrow{XY} + \overrightarrow{YY'} + \overrightarrow{Y'Y''} + \overrightarrow{Y''X} \\ = (-\sqrt{3} - \sqrt{2}, -2, 1 - \sqrt{6}) + (0, 4, 0) + (\sqrt{2} - \sqrt{3}, -2, \sqrt{6} + 1) + (2\sqrt{3}, 0, -2) \\ = \mathbf{0} \end{aligned}$$

and is just a verification of the polygon law.

Example 4.13

Three forces, with units of newtons,

$$\mathbf{F}_1 = (1, 1, 1)$$

F_2 has magnitude 6 and acts in the direction $(1, 2, -2)$

F_3 has magnitude 10 and acts in the direction $(3, -4, 0)$

act on a particle. Find the resultant force that acts on the particle. What additional force must be imposed on the particle to reduce the resultant force to zero?

Solution The first force is given in the usual vector form. The second two are given in an equally acceptable way but it is necessary to convert the information to the normal vector form so that the resultant can be found by vector addition. First the unit vector in the given direction of F_2 is required:

$$|(1, 2, -2)| = (1 + 2^2 + (-2)^2)^{1/2} = 3$$

and hence the unit vector in this direction is $\frac{1}{3}(1, 2, -2)$. Since F_2 is in the direction of this unit vector and has magnitude 6 it can be written $F_2 = 6(\frac{1}{3}, \frac{2}{3}, -\frac{2}{3}) = (2, 4, -4)$.

Similarly for F_3 , the unit vector is $\frac{1}{5}(3, -4, 0)$ and hence $F_3 = (6, -8, 0)$. The resultant force is obtained by vector addition.

$$F = F_1 + F_2 + F_3 = (1, 1, 1) + (2, 4, -4) + (6, -8, 0) = (9, -3, -3)$$

Clearly to make the resultant force zero, the additional force $(-9, 3, 3)$ must be imposed on the particle.

Example 4.14

Two geostationary satellites have known positions $(0, 0, h)$ and $(0, A, H)$ relative to a fixed set of axes on the Earth's surface (which is assumed flat, with the x and y axes lying on the surface and the z axis vertical). Radar signals measure the distance of a ship from the satellites. Find the position of the ship relative to the given axes.

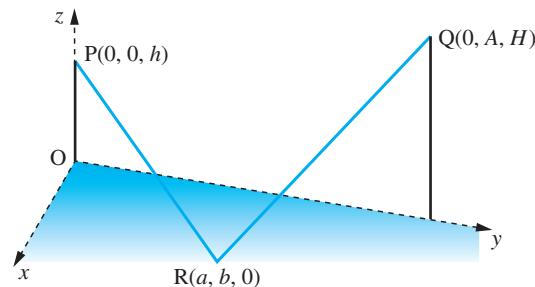
Solution Figure 4.21 illustrates the situation described, with $R(a, b, 0)$ describing the position of the ship and P and Q the positions of the satellites.

The radar signals measure PR and QR , which are denoted by p and q respectively. The vectors

$$\overrightarrow{PR} = \overrightarrow{OR} - \overrightarrow{OP} = (a, b, 0) - (0, 0, h) = (a, b, -h)$$

$$\overrightarrow{QR} = \overrightarrow{OR} - \overrightarrow{OQ} = (a, b, 0) - (0, A, H) = (a, b - A, -H)$$

Figure 4.21



are calculated by the triangle law. The lengths of the two vectors are

$$p^2 = |\overrightarrow{PR}|^2 = a^2 + b^2 + h^2 \quad \text{and} \quad q^2 = |\overrightarrow{QR}|^2 = a^2 + (b - A)^2 + H^2$$

Subtracting gives

$$p^2 - q^2 = A(2b - A) + h^2 - H^2$$

and hence

$$b = (p^2 - q^2 - h^2 + H^2 + A^2)/2A$$

Having calculated b then a can be calculated from

$$a = \pm\sqrt{(p^2 - b^2 - h^2)}$$

Note the ambiguity in sign; clearly it will need to be known on which side of the y axis the ship is lying.

Comment

In practice the axes will need to be transformed to standard latitude and longitude and the curvature of the Earth will need to be taken into consideration.

4.2.6 Complex numbers as vectors

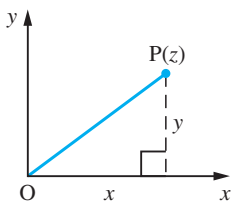


Figure 4.22 Argand diagram representation of $z = x + jy$.

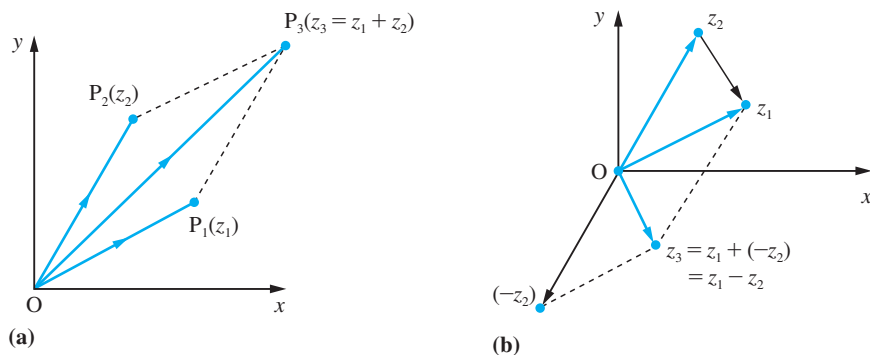
We saw in the previous chapter that a complex number $z = x + jy$ can be represented geometrically by the point P in the Argand diagram, as illustrated in Figure 4.22. We could equally well represent the point P by the vector \overrightarrow{OP} . Hence we can express the complex number z as a two-dimensional vector

$$z = \overrightarrow{OP}$$

With this interpretation of a complex number we can use the parallelogram rule to represent the addition and subtraction of complex numbers geometrically, as illustrated in Figures 4.23(a, b).

Figure 4.23

(a) Addition of complex numbers.
(b) Subtraction of complex numbers.



Example 4.15

A square is formed in the first and second quadrant with OP as one side of the square and $\overrightarrow{OP} = (1, 2)$. Find the coordinates of the other two vertices of the square.

Solution

The situation is illustrated in Figure 4.24. Using the complex form $\overrightarrow{OP} = 1 + 2j$ the side OQ is obtained by rotating OP through $\pi/2$ radians; then

$$\overrightarrow{OQ} = j(1 + 2j) = -2 + j$$

The fourth point R is found by observing that \overrightarrow{OR} is the vector sum of \overrightarrow{OP} and \overrightarrow{OQ} , and hence

$$\overrightarrow{OR} = \overrightarrow{OP} + \overrightarrow{OQ} = -1 + j3$$

The four coordinates are therefore

$$(0, 0), (1, 2), (-2, 1) \text{ and } (-1, 3)$$

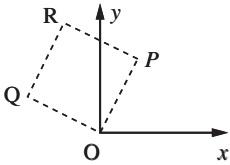


Figure 4.24
Square of
Example 4.15.

Example 4.16

M is the centre of a square with vertices A, B, C and D taken anticlockwise in that order. If, in the Argand diagram, M and A are represented by the complex numbers $-2 + j$ and $1 + j5$ respectively, find the complex numbers represented by the vertices B, C and D.

Solution

Applying the triangle law for addition of vectors of Figure 4.25 gives

$$\begin{aligned} \overrightarrow{MA} &= \overrightarrow{MO} + \overrightarrow{OA} \\ &= \overrightarrow{OA} - \overrightarrow{OM} \\ &\equiv (1 + j5) - (-2 + j) \\ &= 3 + j4 \end{aligned}$$

Since ABCD is a square,

$$MA = MB = MC = MD$$

$$\angle AMB = \angle BMC = \angle CMD = \angle DMA = \frac{1}{2}\pi$$

Remembering that multiplying a complex number by j rotates it through $\frac{1}{2}\pi$ radians in an anticlockwise direction, we have

$$\overrightarrow{MB} = j\overrightarrow{MA} \equiv j(3 + j4) = -4 + j3$$

giving

$$\overrightarrow{OB} = \overrightarrow{OM} + \overrightarrow{MB} \equiv (-2 + j) + (-4 + j3) = -6 + j4$$

Likewise

$$\overrightarrow{MC} = j\overrightarrow{MB} \equiv j(-4 + j3) = -3 - j4$$

giving

$$\overrightarrow{OC} = \overrightarrow{OM} + \overrightarrow{MC} \equiv -5 - j3$$

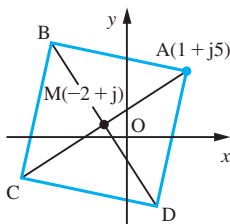


Figure 4.25
Square of
Example 4.16.

and

$$\overrightarrow{MD} = j\overrightarrow{MC} \equiv j(-3 - j4) = 4 - j3$$

giving

$$\overrightarrow{OD} = \overrightarrow{OM} + \overrightarrow{MD} \equiv 2 - j2$$

Thus the vertices B, C and D are represented by the complex numbers $-6 + j4$, $-5 - j3$ and $2 - j2$ respectively.

4.2.7 Exercises



Check your answers using MATLAB whenever possible.

- 11 Given $\mathbf{a} = (1, 1, 0)$, $\mathbf{b} = (2, 2, 1)$ and $\mathbf{c} = (0, 1, 1)$, evaluate
- (a) $\mathbf{a} + \mathbf{b}$ (b) $\mathbf{a} + \frac{1}{2}\mathbf{b} + 2\mathbf{c}$ (c) $\mathbf{b} - 2\mathbf{a}$
 (d) $|\mathbf{a}|$ (e) $|\mathbf{b}|$ (f) $|\mathbf{a} - \mathbf{b}|$
 (g) $\hat{\mathbf{a}}$ (h) $\hat{\mathbf{b}}$
- 12 If the position vectors of the points P and Q are $\mathbf{i} + 3\mathbf{j} - 7\mathbf{k}$ and $5\mathbf{i} - 2\mathbf{j} + 4\mathbf{k}$ respectively, find \overrightarrow{PQ} and determine its length and direction cosines.
- 13 A particle P is acted upon by forces (measured in newtons) $\mathbf{F}_1 = 3\mathbf{i} - 2\mathbf{j} + 5\mathbf{k}$, $\mathbf{F}_2 = -\mathbf{i} + 7\mathbf{j} - 3\mathbf{k}$, $\mathbf{F}_3 = 5\mathbf{i} - \mathbf{j} + 4\mathbf{k}$ and $\mathbf{F}_4 = -2\mathbf{j} + 3\mathbf{k}$. Determine the magnitude and direction of the resultant force acting on P.
- 14 If $\mathbf{a} = 3\mathbf{i} - 2\mathbf{j} + \mathbf{k}$, $\mathbf{b} = -2\mathbf{i} + 5\mathbf{j} + 4\mathbf{k}$, $\mathbf{c} = -4\mathbf{i} + \mathbf{j} - 2\mathbf{k}$ and $\mathbf{d} = 2\mathbf{i} - \mathbf{j} + 4\mathbf{k}$, determine α , β and γ such that
- $$\mathbf{d} = \alpha\mathbf{a} + \beta\mathbf{b} + \gamma\mathbf{c}$$
- 15 Prove that the vectors $2\mathbf{i} - 4\mathbf{j} - \mathbf{k}$, $3\mathbf{i} + 2\mathbf{j} - 2\mathbf{k}$ and $5\mathbf{i} - 2\mathbf{j} - 3\mathbf{k}$ can form the sides of a triangle. Find the lengths of each side of the triangle and show that it is right-angled.
- 16 Find the components of the vector \mathbf{a} of magnitude 2 units which makes angles 60° , 60° and 135° with axes Ox, Oy, Oz respectively.
- 17 The points A, B and C have coordinates (1, 2, 2), (7, 2, 1) and (2, 4, 1) relative to rectangular coordinate axes. Find:
- (a) the vectors \overrightarrow{AB} and \overrightarrow{AC}
 (b) $|\overrightarrow{AB} - 3\overrightarrow{AC}|$
 (c) the unit vector in the direction of $\overrightarrow{AB} - 3\overrightarrow{AC}$
 (d) the lengths of the vectors \overrightarrow{AB} and \overrightarrow{AC}
 (e) the vector \overrightarrow{AM} where M is the midpoint of BC.
- 18 In the x - y plane $\overrightarrow{AB} = (1, -2)$ and B is the point with coordinates (2, 2). Find the coordinates of the point A. The point C has coordinates (3, 2); find D so that $\overrightarrow{AB} = \overrightarrow{CD}$.
- 19 Given the points P(1, -3, 4), Q(2, 2, 1) and R(3, 7, -2), find the vectors \overrightarrow{PQ} and \overrightarrow{QR} . Show that P, Q and R lie on a straight line and find the ratio PQ:QR.
- 20 Relative to a landing stage, the position vectors in kilometres of two boats A and B at noon are
- $$3\mathbf{i} + \mathbf{j} \quad \text{and} \quad \mathbf{i} - 2\mathbf{j}$$
- respectively. The velocities of A and B, which are constant and in kilometres per hour, are
- $$10\mathbf{i} + 24\mathbf{j} \quad \text{and} \quad 24\mathbf{i} + 32\mathbf{j}$$
- Find the distance between the boats t hours after noon and find the time at which this distance is a minimum.
- 21 If the complex numbers z_1 , z_2 and z_3 are represented on the Argand diagram by the points P_1 , P_2 and P_3 respectively and
- $$\overrightarrow{OP_2} = 2j\overrightarrow{OP_1} \quad \text{and} \quad \overrightarrow{OP_3} = \frac{2}{5}j\overrightarrow{P_2P_1}$$
- prove that P_3 is the foot of the perpendicular from O onto the line P_1P_2 .

- 22 ABCD is a square, lettered anticlockwise, on an Argand diagram, with A representing $3 + j2$ and B representing $-1 + j4$. Show that C lies on the real axis and find the complex number represented by D and the length of AB.
- 23 A triangle has vertices A, B, C represented by $1 + j$, $2 - j$ and -1 respectively. Find the point that is equidistant from A, B and C.
- 24 Given the triangle OAB, where O is the origin, and denoting the midpoints of the opposite sides as O' , A' and B' , show vectorially that the lines OO' , AA' and BB' meet at a point. (Note that this is the result that the medians of a triangle meet at the centroid.)
- 25 Three weights W_1 , W_2 and W_3 hang in equilibrium on the pulley system shown in Figure 4.26. The pulleys are considered to be smooth and the forces add by the rules of vector addition. Calculate θ and ϕ , the angles the ropes make with the horizontal.
- 26 A telegraph pole OP has three wires connected to it at P. The other ends of the wires are connected to houses at A, B and C. Axes are set up as shown in Figure 4.27. The points relative to these axes, with distances in metres, are $\vec{OP} = 8\mathbf{k}$, $\vec{OA} = 20\mathbf{j} + 6\mathbf{k}$, $\vec{OB} = -\mathbf{i} - 18\mathbf{j} + 10\mathbf{k}$ and $\vec{OC} = -22\mathbf{i} + 3\mathbf{j} + 7\mathbf{k}$. The tension in each wire is 900 N. Find the total force acting at P. A tie cable at an angle of 45° is connected to P and fixed in the ground. Where should the tension ground fixing be placed, and what is the tension required to ensure a zero horizontal resultant force at P?

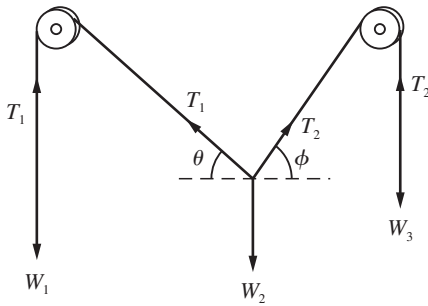


Figure 4.26 Pulley system in Question 25.

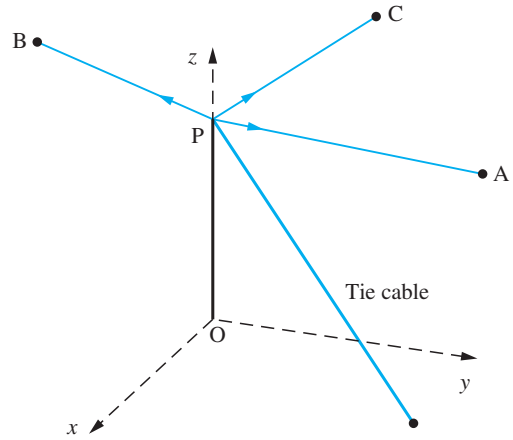


Figure 4.27 The telegraph pole of Question 26.

4.2.8 The scalar product

A natural idea in mathematics (explored in Chapter 1) is not only to add quantities but also to multiply them together. The concept of multiplication of vectors translates into a useful tool for many engineering applications, with two different products of vectors – the ‘scalar’ and ‘vector’ products – turning out to be particularly important.

The determination of a component of a vector is a basic procedure in analysing many physical problems. For the vector \mathbf{a} shown in Figure 4.28 the component of \mathbf{a} in the direction of OP is just $ON = |\mathbf{a}|\cos\theta$. The component is relevant in the physical context of work done by a force. Suppose the point of application, O, of a constant force \mathbf{F} is moved along the vector \mathbf{a} from O to the point A, as in Figure 4.29. The component of \mathbf{F} in the \mathbf{a} direction is $|\mathbf{F}|\cos\theta$, and O is moved a distance $|\mathbf{a}|$. The work done is defined as the product of the distance moved by the point of application and the component of the force in this direction. It is thus given by

$$\text{work done} = |\mathbf{F}| |\mathbf{a}| \cos\theta$$

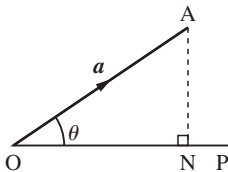
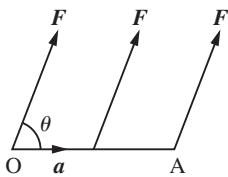


Figure 4.28
The component of \mathbf{a}
in the direction OP is
 $ON = |\mathbf{a}|\cos\theta$.

**Figure 4.29**

The work done by a constant force F with point of application moved from O to A is $|F||a|\cos\theta$.

The definition of the scalar product in geometrical terms takes the form of this expression for the work done by a force. Again there is an equivalent component definition, and both are now presented.

Definition

The **scalar** (or **dot** or **inner**) **product** of two vectors $\mathbf{a} = (a_1, a_2, a_3)$ and $\mathbf{b} = (b_1, b_2, b_3)$ is defined as follows:

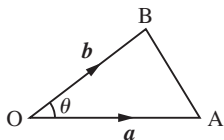
In components

$$\mathbf{a} \cdot \mathbf{b} = a_1b_1 + a_2b_2 + a_3b_3 \quad (4.2a)$$

Geometrically

$$\mathbf{a} \cdot \mathbf{b} = |\mathbf{a}| |\mathbf{b}| \cos \theta, \quad \text{where } \theta (0 \leq \theta \leq \pi) \text{ is the angle between the two vectors}$$

Both definitions prove to be useful in different contexts, but to establish the basic rules the component definition is the simpler. The equivalence of the two definitions can easily be established from the cosine rule for a triangle. Using Figure 4.30 the cosine rule (2.16) states

**Figure 4.30**

Cosine rule for a triangle; equivalence of the geometrical and component definitions of the scalar product.

$$AB^2 = OA^2 + OB^2 - 2(OA)(OB) \cos \theta$$

which in appropriate vector or component notation gives

$$(a_1 - b_1)^2 + (a_2 - b_2)^2 + (a_3 - b_3)^2 = (a_1^2 + a_2^2 + a_3^2) + (b_1^2 + b_2^2 + b_3^2) - 2|\mathbf{a}| |\mathbf{b}| \cos \theta$$

Thus expanding the left-hand side gives

$$\begin{aligned} & a_1^2 - 2a_1b_1 + b_1^2 + a_2^2 - 2a_2b_2 + b_2^2 + a_3^2 - 2a_3b_3 + b_3^2 \\ &= a_1^2 + b_1^2 + a_2^2 + b_2^2 + a_3^2 + b_3^2 - 2|\mathbf{a}| |\mathbf{b}| \cos \theta \end{aligned}$$

and hence

$$\mathbf{a} \cdot \mathbf{b} = a_1b_1 + a_2b_2 + a_3b_3 = |\mathbf{a}| |\mathbf{b}| \cos \theta \quad (4.2b)$$

Two important points to note are: (i) the scalar product of two vectors gives a **number**; (ii) the scalar product is only defined as the product of two vectors and *not* between any other two quantities. For this reason, the presence of the dot (\cdot) in $\mathbf{a} \cdot \mathbf{b}$ is essential between the two vectors.

Basic rules and properties

The basic rules are now very straightforward to establish.

(a) Commutative law

$$\mathbf{a} \cdot \mathbf{b} = \mathbf{b} \cdot \mathbf{a}$$

This rule follows immediately from the component definition (4.2a), since interchanging a_i and b_i does not make any difference to the products. The rule says that ‘order does not matter’.

(b) Associative law

The idea of associativity involves the product of three vectors. Since $\mathbf{a} \cdot \mathbf{b}$ is a scalar, it cannot be dotted with a third vector, so the idea of associativity is not applicable here and $\mathbf{a} \cdot \mathbf{b} \cdot \mathbf{c}$ is not defined.

(c) Distributive law for products with a scalar λ

$$\mathbf{a} \cdot (\lambda \mathbf{b}) = (\lambda \mathbf{a}) \cdot \mathbf{b} = \lambda(\mathbf{a} \cdot \mathbf{b})$$

These results follow directly from the component definition (4.2a). The implication is that scalars can be multiplied out in the normal manner.

(d) Distributive law over addition

$$\mathbf{a} \cdot (\mathbf{b} + \mathbf{c}) = \mathbf{a} \cdot \mathbf{b} + \mathbf{a} \cdot \mathbf{c}$$

The proof is straightforward, since

$$\begin{aligned} \mathbf{a} \cdot (\mathbf{b} + \mathbf{c}) &= a_1(b_1 + c_1) + a_2(b_2 + c_2) + a_3(b_3 + c_3) \\ &= (a_1b_1 + a_2b_2 + a_3b_3) + (a_1c_1 + a_2c_2 + a_3c_3) \\ &= \mathbf{a} \cdot \mathbf{b} + \mathbf{a} \cdot \mathbf{c} \end{aligned}$$

Thus the normal rules of algebra apply, and brackets can be multiplied out in the usual way.

(e) Powers of \mathbf{a}

One simple point to note is that

$$\mathbf{a} \cdot \mathbf{a} = a_1^2 + a_2^2 + a_3^2 = |\mathbf{a}| |\mathbf{a}| \cos 0 = |\mathbf{a}|^2$$

in agreement with Section 4.2.5. This expression is written $\mathbf{a}^2 = \mathbf{a} \cdot \mathbf{a}$ and, where there is no ambiguity, $\mathbf{a}^2 = a^2$ is also used. No other powers of vectors can be constructed, since, as in (b) above, scalar products of more than two vectors do not exist. For the standard unit vectors, \mathbf{i} , \mathbf{j} and \mathbf{k} ,

$$\mathbf{i}^2 = \mathbf{i} \cdot \mathbf{i} = 1, \quad \mathbf{j}^2 = \mathbf{j} \cdot \mathbf{j} = 1, \quad \mathbf{k}^2 = \mathbf{k} \cdot \mathbf{k} = 1 \quad (4.3)$$

(f) Perpendicular vectors

It is clear from (4.2b) that if \mathbf{a} and \mathbf{b} are perpendicular (orthogonal) then $\cos \theta = \cos \frac{1}{2}\pi = 0$, and hence $\mathbf{a} \cdot \mathbf{b} = 0$, or in component notation

$$\mathbf{a} \cdot \mathbf{b} = a_1b_1 + a_2b_2 + a_3b_3 = 0$$

However, the other way round, $\mathbf{a} \cdot \mathbf{b} = 0$, *does not* imply that \mathbf{a} and \mathbf{b} are perpendicular. There are three possibilities:

$$\text{either } \mathbf{a} = 0 \quad \text{or} \quad \mathbf{b} = 0 \quad \text{or} \quad \theta = \frac{1}{2}\pi$$

It is only when the first two possibilities have been dismissed that perpendicularity can be deduced.

The commonest mistake is to deduce from

$$\mathbf{a} \cdot \mathbf{b} = \mathbf{a} \cdot \mathbf{c}$$

that $\mathbf{b} = \mathbf{c}$. This is only one of three possible solutions – the other two being $\mathbf{a} = 0$ and \mathbf{a} perpendicular to $\mathbf{b} - \mathbf{c}$. The rule to follow is that *you cannot cancel vectors in the same way as scalars*.

Since the unit vectors \mathbf{i} , \mathbf{j} and \mathbf{k} are mutually perpendicular,

$$\mathbf{i} \cdot \mathbf{j} = \mathbf{j} \cdot \mathbf{k} = \mathbf{k} \cdot \mathbf{i} = 0 \quad (4.4)$$

Using the distributive law over addition, we obtain using (4.3) and (4.4)

$$\begin{aligned} (a_1, a_2, a_3) \cdot (b_1, b_2, b_3) &= (a_1\mathbf{i} + a_2\mathbf{j} + a_3\mathbf{k}) \cdot (b_1\mathbf{i} + b_2\mathbf{j} + b_3\mathbf{k}) \\ &= a_1b_1\mathbf{i} \cdot \mathbf{i} + a_1b_2\mathbf{i} \cdot \mathbf{j} + a_1b_3\mathbf{i} \cdot \mathbf{k} + a_2b_1\mathbf{j} \cdot \mathbf{i} + a_2b_2\mathbf{j} \cdot \mathbf{j} \\ &\quad + a_2b_3\mathbf{j} \cdot \mathbf{k} + a_3b_1\mathbf{k} \cdot \mathbf{i} + a_3b_2\mathbf{k} \cdot \mathbf{j} + a_3b_3\mathbf{k} \cdot \mathbf{k} \\ &= a_1b_1 + a_2b_2 + a_3b_3 \end{aligned}$$

which is consistent with the component definition of a scalar product.

Perpendicularity is a very important idea, which is used a great deal in both mathematics and engineering. Pressure acts on a surface in a direction perpendicular to the surface, so that the force per unit area is given by $p\hat{\mathbf{n}}$, where p is the pressure and $\hat{\mathbf{n}}$ is the unit normal. To perform many calculations, we must be able to find a vector that is perpendicular to another vector. We shall also see that many matrix methods rely on being able to construct a set of mutually orthogonal vectors. Such constructions not only are of theoretical interest, but form the basis of many practical numerical methods used in engineering (see Chapter 6 of the companion text *Advanced Modern Engineering Mathematics*). The whole of the study of Fourier series (considered in Chapter 12), which is central to much of signal processing and is heavily used by electrical engineers, is based on constructing functions that are orthogonal.



In MATLAB the scalar product of two vectors \mathbf{a} and \mathbf{b} is given by the command `dot(a,b)`.

Example 4.17

Given the vectors $\mathbf{a} = (1, -1, 2)$, $\mathbf{b} = (-2, 0, 2)$ and $\mathbf{c} = (3, 2, 1)$, evaluate

- (a) $\mathbf{a} \cdot \mathbf{c}$ (b) $\mathbf{b} \cdot \mathbf{c}$ (c) $(\mathbf{a} + \mathbf{b}) \cdot \mathbf{c}$
 (d) $\mathbf{a} \cdot (2\mathbf{b} + 3\mathbf{c})$ (e) $(\mathbf{a} \cdot \mathbf{b})\mathbf{c}$

- Solution**
- (a) $\mathbf{a} \cdot \mathbf{c} = (1 \times 3) + (-1 \times 2) + (2 \times 1) = 3$
- (b) $\mathbf{b} \cdot \mathbf{c} = (-2 \times 3) + (0 \times 2) + (2 \times 1) = -4$
- (c) $(\mathbf{a} + \mathbf{b}) = (1, -1, 2) + (-2, 0, 2) = (-1, -1, 4)$ so that
 $(\mathbf{a} + \mathbf{b}) \cdot \mathbf{c} = (-1, -1, 4) \cdot (3, 2, 1) = -3 - 2 + 4 = -1$
 (note that $(\mathbf{a} + \mathbf{b}) \cdot \mathbf{c} = \mathbf{a} \cdot \mathbf{c} + \mathbf{b} \cdot \mathbf{c}$)
- (d) $\mathbf{a} \cdot (2\mathbf{b} + 3\mathbf{c}) = (1, -1, 2) \cdot [(-4, 0, 4) + (9, 6, 3)]$
 $= (1, -1, 2) \cdot (5, 6, 7) = (5 - 6 + 14) = 13$
 (note that $2(\mathbf{a} \cdot \mathbf{b}) + 3(\mathbf{a} \cdot \mathbf{c}) = 4 + 9 = 13$)
- (e) $(\mathbf{a} \cdot \mathbf{b})\mathbf{c} = [(1, -1, 2) \cdot (-2, 0, 2)](3, 2, 1) = [-2 + 0 + 4](3, 2, 1)$
 $= 2(3, 2, 1) = (6, 4, 2)$
 (note that $\mathbf{a} \cdot \mathbf{b}$ is a scalar, so $(\mathbf{a} \cdot \mathbf{b})\mathbf{c}$ is a vector parallel or antiparallel to \mathbf{c})



Check that in MATLAB the commands

```
a = [1 -1 2]; b = [-2 0 2]; c = [3 2 1];
dot(a,c), dot(b,c), dot(a + b,c), dot(a,2*b + 3*c),
dot(a,b)*c
```

return the answers given in this example.

Example 4.18

Find the angle between the vectors $\mathbf{a} = (1, 2, 3)$ and $\mathbf{b} = (2, 0, 4)$.

Solution By definition

$$\mathbf{a} \cdot \mathbf{b} = |\mathbf{a}| |\mathbf{b}| \cos \theta = a_1 b_1 + a_2 b_2 + a_3 b_3$$

We have in the right-hand side

$$(1, 2, 3) \cdot (2, 0, 4) = 2 + 0 + 12 = 14$$

Also

$$|(1, 2, 3)| = \sqrt{(1^2 + 2^2 + 3^2)} = \sqrt{14}$$

and

$$|(2, 0, 4)| = \sqrt{(2^2 + 0^2 + 4^2)} = \sqrt{20}$$

Thus, from the definition of the scalar product,

$$14 = \sqrt{(14)\sqrt{(20)}} \cos \theta$$

giving

$$\theta = \cos^{-1} \sqrt{\frac{7}{10}}$$

Example 4.19

Given $\mathbf{a} = (1, 0, 1)$ and $\mathbf{b} = (0, 1, 0)$, show that $\mathbf{a} \cdot \mathbf{b} = 0$, and interpret this result.

Solution

$$\mathbf{a} \cdot \mathbf{b} = (1, 0, 1) \cdot (0, 1, 0) = 0$$

Since $|\mathbf{a}| \neq 0$ and $|\mathbf{b}| \neq 0$, the two vectors are perpendicular. We can see this result geometrically, since \mathbf{a} lies in the x - z plane and \mathbf{b} is parallel to the y axis.

Example 4.20

The three vectors

$$\mathbf{a} = (1, 1, 1), \quad \mathbf{b} = (3, 2, -3) \quad \text{and} \quad \mathbf{c} = (-1, 4, -1)$$

are given. Show that $\mathbf{a} \cdot \mathbf{b} = \mathbf{a} \cdot \mathbf{c}$ and interpret the result.

Solution

Now $\mathbf{a} \cdot \mathbf{b} = 1 \times 3 + 1 \times 2 - 1 \times 3 = 2$

and $\mathbf{a} \cdot \mathbf{c} = 1 \times (-1) + 1 \times 4 + 1 \times (-1) = 2$

so the two scalar products are clearly equal. Certainly $\mathbf{b} \neq \mathbf{c}$ since they are given to be unequal and \mathbf{a} is non-zero, so the conclusion from

$$\mathbf{a} \cdot (\mathbf{b} - \mathbf{c}) = 0$$

is that the vectors \mathbf{a} and $(\mathbf{b} - \mathbf{c}) = (4, -2, -2)$ are perpendicular.

Example 4.21

In a triangle ABC show that the perpendiculars from the vertices to the opposite sides intersect in a point.

Solution

Let the perpendiculars AD and BE meet in O, as indicated in Figure 4.31, and choose O to be the origin. Define $\overrightarrow{OA} = \mathbf{a}$, $\overrightarrow{OB} = \mathbf{b}$ and $\overrightarrow{OC} = \mathbf{c}$. Then

$$\text{AD perpendicular to BC implies } \mathbf{a} \cdot (\mathbf{b} - \mathbf{c}) = 0$$

$$\text{BE perpendicular to AC implies } \mathbf{b} \cdot (\mathbf{c} - \mathbf{a}) = 0$$

Hence, adding,

$$\mathbf{a} \cdot \mathbf{b} - \mathbf{a} \cdot \mathbf{c} + \mathbf{b} \cdot \mathbf{c} - \mathbf{b} \cdot \mathbf{a} = 0$$

so

$$\mathbf{b} \cdot \mathbf{c} - \mathbf{a} \cdot \mathbf{c} = \mathbf{c} \cdot (\mathbf{b} - \mathbf{a}) = 0$$

This statement implies that $\mathbf{b} - \mathbf{a}$ is perpendicular to \mathbf{c} or AB is perpendicular to CF, as required. The case $\mathbf{b} - \mathbf{a} = 0$ is dismissed, since then the triangle would collapse. The case $\mathbf{c} = 0$ implies that C is at O; the triangle is then right-angled and the result is trivial.

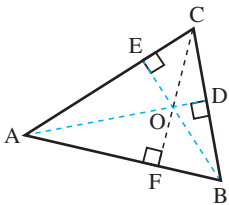


Figure 4.31

The altitudes of a triangle meet in a point (Example 4.21).

Example 4.22

Find the work done by the force $\mathbf{F} = (3, -2, 5)$ in moving a particle from a point P to a point Q having position vectors $(1, 4, -1)$ and $(-2, 3, 1)$ respectively.

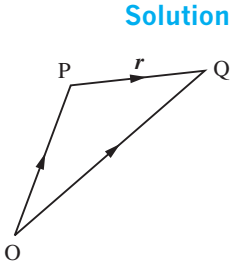


Figure 4.32
Triangle law for
Example 4.22.

Applying the triangle law to Figure 4.32, we have the displacement of the particle given by

$$\begin{aligned} \mathbf{r} &= \overrightarrow{PQ} = \overrightarrow{PO} + \overrightarrow{OQ} = \overrightarrow{OQ} - \overrightarrow{OP} \\ &= (-2, 3, 1) - (1, 4, -1) = (-3, -1, 2) \end{aligned}$$

Then the work done by the force \mathbf{F} is

$$\begin{aligned} \mathbf{F} \cdot \mathbf{r} &= (3, -2, 5) \cdot (-3, -1, 2) = -9 + 2 + 10 \\ &= 3 \text{ units} \end{aligned}$$

The **component** of a vector in a given direction was discussed at the start of this section, and, as indicated in Figure 4.28, the component of \mathbf{F} in the \mathbf{a} direction is $|\mathbf{F}|\cos\theta$. Taking $\hat{\mathbf{a}}$ to be the unit vector in the \mathbf{a} direction,

$$\begin{aligned} \mathbf{F} \cdot \hat{\mathbf{a}} &= |\mathbf{F}| |\hat{\mathbf{a}}| \cos\theta = |\mathbf{F}| \cos\theta \\ &= \text{the component of } \mathbf{F} \text{ in the } \mathbf{a} \text{ direction} \end{aligned}$$

Example 4.23

Find the component of the vector $\mathbf{F} = (2, -1, 3)$ in

- the \mathbf{i} direction
- the direction $(\frac{1}{3}, \frac{2}{3}, \frac{2}{3})$
- the direction $(4, 2, -1)$

Solution (a) The direction \mathbf{i} is represented by the vector $(1, 0, 0)$, so the component of \mathbf{F} in the \mathbf{i} direction is

$$\mathbf{F} \cdot (1, 0, 0) = (2, -1, 3) \cdot (1, 0, 0) = 2$$

(note how this result just picks out the x component and agrees with the usual idea of a component).

(b) Since $\sqrt{(\frac{1}{9} + \frac{4}{9} + \frac{4}{9})} = 1$, the vector $(\frac{1}{3}, \frac{2}{3}, \frac{2}{3})$ is a unit vector. Thus the component of \mathbf{F} in the direction $(\frac{1}{3}, \frac{2}{3}, \frac{2}{3})$ is

$$\mathbf{F} \cdot (\frac{1}{3}, \frac{2}{3}, \frac{2}{3}) = \frac{2}{3} - \frac{2}{3} + 2 = 2$$

(c) Since $\sqrt{(16 + 4 + 1)} \neq 1$, the vector $(4, 2, -1)$ is not a unit vector. Therefore we must first compute its magnitude as

$$\sqrt{(4^2 + 2^2 + 1^2)} = \sqrt{21}$$

indicating that a unit vector in the direction of $(4, 2, -1)$ is $(4, 2, -1)/\sqrt{21}$. Thus the component of \mathbf{F} in the direction of $(4, 2, -1)$ is

$$\mathbf{F} \cdot (4, 2, -1)/\sqrt{21} = 3/\sqrt{21}$$

4.2.9 Exercises



Where appropriate check your answers using MATLAB.

- 27 Given that $\mathbf{u} = (4, 0, -2)$, $\mathbf{v} = (3, 1, -1)$, $\mathbf{w} = (2, 1, 6)$ and $\mathbf{s} = (1, 4, 1)$, evaluate
- (a) $\mathbf{u} \cdot \mathbf{v}$ (b) $\mathbf{v} \cdot \mathbf{s}$
 (c) $\hat{\mathbf{w}}$ (d) $(\mathbf{v} \cdot \mathbf{s})\hat{\mathbf{u}}$
 (e) $(\mathbf{u} \cdot \mathbf{w})(\mathbf{v} \cdot \mathbf{s})$ (f) $(\mathbf{u} \cdot \mathbf{i})\mathbf{v} + (\mathbf{w} \cdot \mathbf{s})\mathbf{k}$
- 28 Given \mathbf{u} , \mathbf{v} , \mathbf{w} and \mathbf{s} as for Question 27, find
- (a) the angle between \mathbf{u} and \mathbf{w} ;
 (b) the angle between \mathbf{v} and \mathbf{s} ;
 (c) the value of λ for which the vectors $\mathbf{u} + \lambda\mathbf{k}$ and $\mathbf{v} - \lambda\mathbf{i}$ are perpendicular;
 (d) the value of μ for which the vectors $\mathbf{w} + \mu\mathbf{i}$ and $\mathbf{s} - \mu\mathbf{i}$ are perpendicular.
- 29 Given the vectors $\mathbf{u} = (1, 0, 0)$, $\mathbf{v} = (1, 1, 0)$, $\mathbf{w} = (1, 1, 1)$ and $\mathbf{s} = (2, 1, 2)$, find α , β , γ that satisfy $\mathbf{s} = \alpha\mathbf{u} + \beta\mathbf{v} + \gamma\mathbf{w}$. If $\mathbf{u}' = (1, -1, 0)$, $\mathbf{v}' = (0, 1, -1)$ and $\mathbf{w}' = (0, 0, 1)$ show that
- $$\mathbf{s} = (\mathbf{s} \cdot \mathbf{u})\mathbf{u}' + (\mathbf{s} \cdot \mathbf{v})\mathbf{v}' + (\mathbf{s} \cdot \mathbf{w})\mathbf{w}'$$
- 30 Given $|\mathbf{a}| = 3$, $|\mathbf{b}| = 2$ and $\mathbf{a} \cdot \mathbf{b} = 5$ find $|\mathbf{a} + 2\mathbf{b}|$ and $|3\mathbf{a} - \mathbf{b}|$. Find the angle between the vectors $\mathbf{a} + 2\mathbf{b}$ and $3\mathbf{a} - \mathbf{b}$.
- 31 Find the work done by the force $\mathbf{F} = (-2, -1, 3)$ in moving a particle from the point P to the point Q having position vectors $(-1, 2, 3)$ and $(1, -3, 4)$ respectively.
- 32 Find the resolved part in the direction of the vector $(3, 2, 1)$ of a force of 5 units acting in the direction of the vector $(2, -3, 1)$.
- 33 Find the value of t that makes the angle between the two vectors $\mathbf{a} = (3, 1, 0)$ and $\mathbf{b} = (t, 0, 1)$ equal to 45° .
- 34 For any four points A, B, C and D in space, prove that
- $$(\overrightarrow{\text{DA}} \cdot \overrightarrow{\text{BC}}) + (\overrightarrow{\text{DB}} \cdot \overrightarrow{\text{CA}}) + (\overrightarrow{\text{DC}} \cdot \overrightarrow{\text{AB}}) = 0$$
- 35 If $(\mathbf{c} - \frac{1}{2}\mathbf{a}) \cdot \mathbf{a} = (\mathbf{c} - \frac{1}{2}\mathbf{b}) \cdot \mathbf{b} = 0$, prove that the vector $\mathbf{c} - \frac{1}{2}(\mathbf{a} + \mathbf{b})$ is perpendicular to $\mathbf{a} - \mathbf{b}$.
- 36 Prove that the line joining the points $(2, 3, 4)$ and $(1, 2, 3)$ is perpendicular to the line joining the points $(1, 0, 2)$ and $(2, 3, -2)$.
- 37 Show that the diagonals of a rhombus intersect at right angles. If one diagonal is twice the length of the other, show that the diagonals have length $2a\sqrt{5}$ and $4a\sqrt{5}$, where a is the length of the side of the rhombus.
- 38 Find the equation of a circular cylinder with the origin on the axis of the cylinder, the unit vector \mathbf{a} along the axis and radius R .
- 39 A cube has corners with coordinates $(0, 0, 0)$, $(1, 0, 0)$, $(0, 1, 0)$, $(1, 1, 0)$, $(0, 0, 1)$, $(1, 0, 1)$, $(0, 1, 1)$ and $(1, 1, 1)$. Find the vectors representing the diagonals of the cube and hence find the length of the diagonals and the angle between the diagonals.
- 40 A lifeboat hangs from a davit, as shown in Figure 4.33, with the x direction, the vertical part of the davit and the arm of the davit being mutually perpendicular. The rope is fastened to the deck at a distance X from the davit. It is known that the maximum force in the x direction that the davit can withstand is 200 N. If the weight supported is 500 N and the pulley system is a single loop so that the tension is 250 N, then determine the maximum value that X can take.

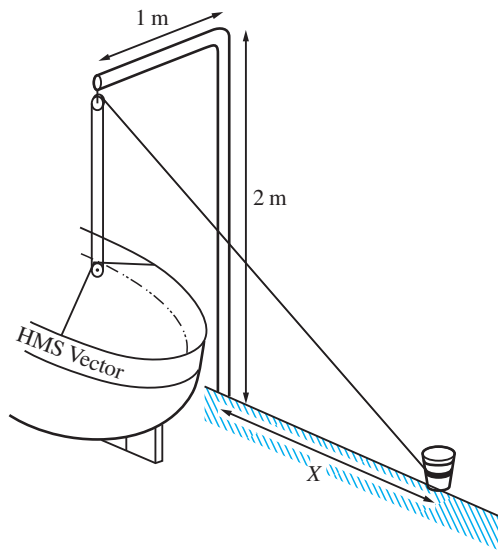


Figure 4.33 Davit in Question 40.

4.2.10 The vector product

The **vector** or **cross product** was developed during the nineteenth century, its main practical use being to define the moment of a force in three dimensions. It is generally only in three dimensions that the vector product is used. The adaptation for two-dimensional vectors is of restricted scope, since for two-dimensional problems, where all vectors are confined to a plane, the direction of the vector product is always perpendicular to that plane.

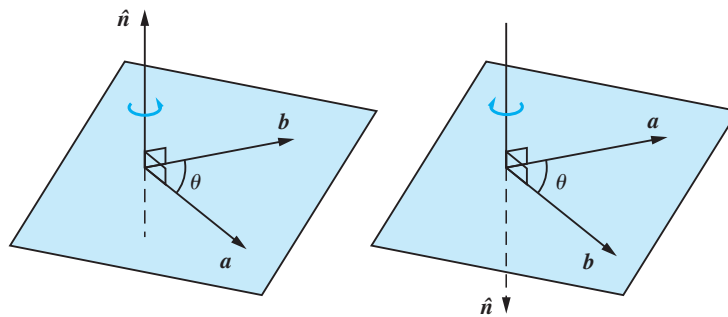
Definition

Given two vectors \mathbf{a} and \mathbf{b} , we define the vector product geometrically as

$$\mathbf{a} \times \mathbf{b} = |\mathbf{a}| |\mathbf{b}| \sin \theta \hat{\mathbf{n}} \quad (4.5)$$

where θ is the angle between \mathbf{a} and \mathbf{b} ($0 \leq \theta \leq \pi$), and $\hat{\mathbf{n}}$ is the unit vector perpendicular to both \mathbf{a} and \mathbf{b} such that \mathbf{a} , \mathbf{b} , $\hat{\mathbf{n}}$ form a right-handed set – see Figure 4.34 and the definition at the beginning of Section 4.2.1.

Figure 4.34
Vector product $\mathbf{a} \times \mathbf{b}$,
right-hand rule.



It is important to recognize that the vector product of two vectors is itself a vector. The alternative notation $\mathbf{a} \wedge \mathbf{b}$ is also sometimes used to denote the vector product, but this is less common since the similar wedge symbol \wedge is also used for other purposes (see Section 6.4.2).

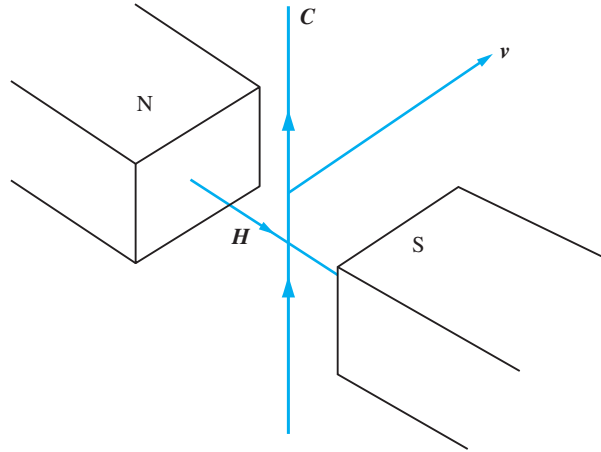
There are wide-ranging applications of the vector product.

Motion of a charged particle in a magnetic field

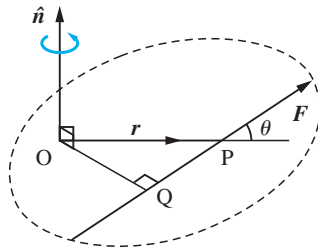
- If a charged particle has velocity \mathbf{v} and moves in a magnetic field \mathbf{H} then the particle experiences a force perpendicular to both \mathbf{v} and \mathbf{H} , which is proportional to $\mathbf{v} \times \mathbf{H}$. It is this force that is used to direct the beam in a television tube.
- Similarly a wire moving with velocity \mathbf{v} in a magnetic field \mathbf{H} produces a current proportional to $\mathbf{v} \times \mathbf{H}$ (see Figure 4.35), thus converting mechanical energy into electric current, and provides the principle of the **dynamo**.
- For an **electric motor** the idea depends on the observation that an electric current \mathbf{C} in a wire that lies in a magnetic field \mathbf{H} produces a mechanical force proportional to $\mathbf{C} \times \mathbf{H}$; again see Figure 4.35. Thus electrical energy is converted to a mechanical force.

Figure 4.35

In a magnetic field \mathbf{H} , (i) motion of the wire in the \mathbf{v} direction creates a current in the $\mathbf{H} \times \mathbf{v}$ (dynamo), (ii) a current \mathbf{C} causes motion \mathbf{v} in the $\mathbf{C} \times \mathbf{H}$ direction (electric motor).

**Figure 4.36**

Moment of a force.



Moment of a force

The moment or torque of a force \mathbf{F} provides the classical application of the vector product in a mechanical context. Although moments are easy to define in two dimensions, the extension to three dimensions is not so easy. In vector notation, however, if the force passes through the point P and $\overrightarrow{OP} = \mathbf{r}$, as illustrated in Figure 4.36, then the moment \mathbf{M} of the force about O is simply defined as

$$\mathbf{M} = \mathbf{r} \times \mathbf{F} = |\mathbf{r}| |\mathbf{F}| \sin \theta \hat{\mathbf{n}} = OQ |\mathbf{F}| \hat{\mathbf{n}} \quad (4.6)$$

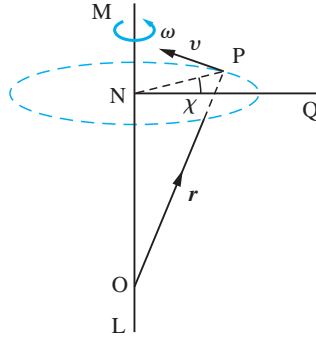
This is a vector in the direction of the normal $\hat{\mathbf{n}}$, and moments add by the usual parallelogram law.

Angular velocity of a rigid body

A further application of the vector product relates to rotating bodies. Consider a rigid body rotating with angular speed ω (in rad s^{-1}) about a fixed axis LM that passes through a fixed point O, as illustrated in Figure 4.37. A point P of the rigid body having position vector \mathbf{r} relative to O will move in a circular path whose plane is perpendicular to OM and whose centre N is on OM. If NQ is a fixed direction and the angle QNP is equal to χ then

$$\text{the magnitude of angular velocity} = \frac{d\chi}{dt} = \omega$$

Figure 4.37
Angular velocity of a rigid body.



(Note that we have used here the idea of a derivative, which will be introduced later in Chapter 8.) The velocity \mathbf{v} of P will be in the direction of the tangent shown and will have magnitude

$$v = NP \frac{d\chi}{dt} = NP\omega$$

If we define $\boldsymbol{\omega}$ to be a vector of magnitude ω and having direction along the axis of rotation, in the sense in which the rotation would drive a right-handed screw, then

$$\mathbf{v} = \boldsymbol{\omega} \times \mathbf{r} \quad (4.7)$$

correctly defines the velocity of P in both magnitude and direction. This vector $\boldsymbol{\omega}$ is called the **angular velocity** of the rigid body.

Area of parallelogram and a triangle

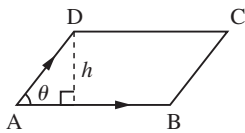


Figure 4.38
Representation of a parallelogram.

Geometrically we have from Figure 4.38 that the area of a parallelogram ABCD is given by

$$\text{area} = h|\overline{AB}| = |\overline{AD}|\sin\theta|\overline{AB}| = |\overline{AD} \times \overline{AB}|$$

Note also that the area of the triangle ABD is $\frac{1}{2}|\overline{AD} \times \overline{AB}|$, which corresponds to the result

$$\text{area of triangle ABD} = \frac{1}{2}(\text{AD})(\text{AB})\sin\theta$$

We now examine the properties of vector products in order to determine whether or not the usual laws of algebra apply.

Basic properties

(a) Anti-commutative law

$$\mathbf{a} \times \mathbf{b} = -(\mathbf{b} \times \mathbf{a})$$

This follows directly from the right-handedness of the set in the geometrical definition (4.5), since \hat{n} changes direction when the order of multiplication is reversed. Thus the vector product does not commute, but rather anti-commutes, unlike the multiplication of scalars or the scalar product of two vectors. Therefore the order of multiplication

matters when using the vector product. For example, it is important that the moment of a force is calculated as $\mathbf{M} = \mathbf{r} \times \mathbf{F}$ and *not* $\mathbf{F} \times \mathbf{r}$.

(b) *Non-associative multiplication*

Since the vector product of two vectors is a vector, we can take the vector product with a third vector, and associativity can be tested. It turns out to *fail in general*, and

$$\mathbf{a} \times (\mathbf{b} \times \mathbf{c}) \neq (\mathbf{a} \times \mathbf{b}) \times \mathbf{c}$$

except in special cases, such as when $\mathbf{a} = 0$. This can be seen to be the case from geometrical considerations using the definition (4.5). The vector $\mathbf{b} \times \mathbf{c}$ is perpendicular to both \mathbf{b} and \mathbf{c} , and is thus perpendicular to the plane containing \mathbf{b} and \mathbf{c} . Also, by definition, $\mathbf{a} \times (\mathbf{b} \times \mathbf{c})$ is perpendicular to $\mathbf{b} \times \mathbf{c}$, and is therefore in the plane of \mathbf{b} and \mathbf{c} . Similarly, $(\mathbf{a} \times \mathbf{b}) \times \mathbf{c}$ is in the plane of \mathbf{a} and \mathbf{b} . Hence, in general, $\mathbf{a} \times (\mathbf{b} \times \mathbf{c})$ and $(\mathbf{a} \times \mathbf{b}) \times \mathbf{c}$ are different vectors.

Since the associative law does not hold in general, we never write $\mathbf{a} \times \mathbf{b} \times \mathbf{c}$, since it is ambiguous. Care must be taken to maintain the correct order and thus brackets must be inserted when more than two vectors are involved in a vector product.

(c) *Distributive law over multiplication by a scalar*

The definition (4.5) shows trivially that

$$\mathbf{a} \times (\lambda \mathbf{b}) = \lambda(\mathbf{a} \times \mathbf{b}) = (\lambda \mathbf{a}) \times \mathbf{b}$$

and the usual algebraic rule applies.

(d) *Distributive law over addition*

$$\mathbf{a} \times (\mathbf{b} + \mathbf{c}) = (\mathbf{a} \times \mathbf{b}) + (\mathbf{a} \times \mathbf{c})$$

This law holds for the vector product. It can be proved geometrically using the definition (4.5). The proof, however, is rather protracted and is omitted here.

(e) *Parallel vectors*

It is obvious from the definition (4.5) that if \mathbf{a} and \mathbf{b} are parallel or antiparallel then $\theta = 0$ or π , so that $\mathbf{a} \times \mathbf{b} = 0$, and this includes the case $\mathbf{a} \times \mathbf{a} = 0$. We note, however, that if $\mathbf{a} \times \mathbf{b} = 0$ then we have three possible cases: either $\mathbf{a} = 0$ or $\mathbf{b} = 0$ or \mathbf{a} and \mathbf{b} are parallel. As with the scalar product, if we have $\mathbf{a} \times \mathbf{b} = \mathbf{a} \times \mathbf{c}$ then we cannot deduce that $\mathbf{b} = \mathbf{c}$. We first have to show that $\mathbf{a} \neq 0$ and that \mathbf{a} is not parallel to $\mathbf{b} - \mathbf{c}$.

(f) *Cartesian form*

From the definition (4.5), it clearly follows that the three unit vectors, \mathbf{i} , \mathbf{j} and \mathbf{k} , parallel to the coordinate axes satisfy

$$\mathbf{i} \times \mathbf{i} = \mathbf{j} \times \mathbf{j} = \mathbf{k} \times \mathbf{k} = 0$$

$$\mathbf{i} \times \mathbf{j} = \mathbf{k}, \quad \mathbf{j} \times \mathbf{k} = \mathbf{i}, \quad \mathbf{k} \times \mathbf{i} = \mathbf{j} \tag{4.8}$$

Note the cyclic order of these latter equations. Using these results, we can obtain the cartesian or component form of the vector product. Taking

$$\mathbf{a} = (a_1, a_2, a_3) = a_1\mathbf{i} + a_2\mathbf{j} + a_3\mathbf{k}$$

and

$$\mathbf{b} = (b_1, b_2, b_3) = b_1\mathbf{i} + b_2\mathbf{j} + b_3\mathbf{k}$$

then, using rules (c), (d) and (a),

$$\begin{aligned}\mathbf{a} \times \mathbf{b} &= (a_1\mathbf{i} + a_2\mathbf{j} + a_3\mathbf{k}) \times (b_1\mathbf{i} + b_2\mathbf{j} + b_3\mathbf{k}) \\ &= a_1b_1(\mathbf{i} \times \mathbf{i}) + a_1b_2(\mathbf{i} \times \mathbf{j}) + a_1b_3(\mathbf{i} \times \mathbf{k}) + a_2b_1(\mathbf{j} \times \mathbf{i}) + a_2b_2(\mathbf{j} \times \mathbf{j}) \\ &\quad + a_2b_3(\mathbf{j} \times \mathbf{k}) + a_3b_1(\mathbf{k} \times \mathbf{i}) + a_3b_2(\mathbf{k} \times \mathbf{j}) + a_3b_3(\mathbf{k} \times \mathbf{k}) \\ &= a_1b_2\mathbf{k} + a_1b_3(-\mathbf{j}) + a_2b_1(-\mathbf{k}) + a_2b_3\mathbf{i} + a_3b_1\mathbf{j} + a_3b_2(-\mathbf{i})\end{aligned}$$

so that

$$\mathbf{a} \times \mathbf{b} = (a_2b_3 - a_3b_2)\mathbf{i} + (a_3b_1 - a_1b_3)\mathbf{j} + (a_1b_2 - a_2b_1)\mathbf{k} \quad (4.9)$$

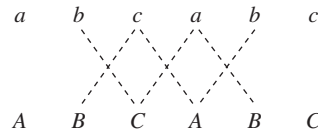
The cartesian form (4.9) can be more easily remembered in its determinant form (actually an accepted misuse of the determinant form)

$$\begin{aligned}\mathbf{a} \times \mathbf{b} &= \begin{vmatrix} \mathbf{i} & \mathbf{j} & \mathbf{k} \\ a_1 & a_2 & a_3 \\ b_1 & b_2 & b_3 \end{vmatrix} = \mathbf{i} \begin{vmatrix} a_2 & a_3 \\ b_2 & b_3 \end{vmatrix} - \mathbf{j} \begin{vmatrix} a_1 & a_3 \\ b_1 & b_3 \end{vmatrix} + \mathbf{k} \begin{vmatrix} a_1 & a_2 \\ b_1 & b_2 \end{vmatrix} \\ &= (a_2b_3 - b_2a_3)\mathbf{i} - (a_1b_3 - b_1a_3)\mathbf{j} + (a_1b_2 - b_1a_2)\mathbf{k} \quad (4.10)\end{aligned}$$

This notation is so convenient that we use it here before formally introducing determinants in the next chapter.

An alternative way to work out the cross product, which is easy to memorize, is to write the vectors (a, b, c) and (A, B, C) twice and read off the components by taking the products as indicated in Figure 4.39.

Figure 4.39
Gives the three components as $bC - cB$, $cA - aC$, $aB - bA$.



In MATLAB the vector product of two vectors \mathbf{a} and \mathbf{b} is given by the command `cross(a,b)`.

Example 4.24

Given the vectors $\mathbf{a} = (2, 1, 0)$, $\mathbf{b} = (2, -1, 1)$ and $\mathbf{c} = (0, 1, 1)$, evaluate

- (a) $\mathbf{a} \times \mathbf{b}$ (b) $(\mathbf{a} \times \mathbf{b}) \times \mathbf{c}$ (c) $(\mathbf{a} \cdot \mathbf{c})\mathbf{b} - (\mathbf{b} \cdot \mathbf{c})\mathbf{a}$
 (d) $\mathbf{b} \times \mathbf{c}$ (e) $\mathbf{a} \times (\mathbf{b} \times \mathbf{c})$ (f) $(\mathbf{a} \cdot \mathbf{c})\mathbf{b} - (\mathbf{a} \cdot \mathbf{b})\mathbf{c}$

Solution

$$(a) \mathbf{a} \times \mathbf{b} = \begin{vmatrix} \mathbf{i} & \mathbf{j} & \mathbf{k} \\ 2 & 1 & 0 \\ 2 & -1 & 1 \end{vmatrix} = \mathbf{i} \begin{vmatrix} 1 & 0 \\ -1 & 1 \end{vmatrix} - \mathbf{j} \begin{vmatrix} 2 & 0 \\ 2 & 1 \end{vmatrix} + \mathbf{k} \begin{vmatrix} 2 & 1 \\ 2 & -1 \end{vmatrix} = (1, -2, -4)$$

$$(b) (\mathbf{a} \times \mathbf{b}) \times \mathbf{c} = \begin{vmatrix} \mathbf{i} & \mathbf{j} & \mathbf{k} \\ 1 & -2 & -4 \\ 0 & 1 & 1 \end{vmatrix} = \mathbf{i} \begin{vmatrix} -2 & -4 \\ 1 & 1 \end{vmatrix} - \mathbf{j} \begin{vmatrix} 1 & -4 \\ 0 & 1 \end{vmatrix} + \mathbf{k} \begin{vmatrix} 1 & -2 \\ 0 & 1 \end{vmatrix} = (2, -1, 1)$$

$$(c) \mathbf{a} \cdot \mathbf{c} = (2, 1, 0) \cdot (0, 1, 1) = 1, \mathbf{b} \cdot \mathbf{c} = (2, -1, 1) \cdot (0, 1, 1) = 0 \text{ and hence } (\mathbf{a} \cdot \mathbf{c})\mathbf{b} - (\mathbf{b} \cdot \mathbf{c})\mathbf{a} = 1\mathbf{b} - 0\mathbf{a} = (2, -1, 1)$$

(Note that (b) and (c) give the same result.)

$$(d) \mathbf{b} \times \mathbf{c} = \begin{vmatrix} \mathbf{i} & \mathbf{j} & \mathbf{k} \\ 2 & -1 & 1 \\ 0 & 1 & 1 \end{vmatrix} = \mathbf{i} \begin{vmatrix} -1 & 1 \\ 1 & 1 \end{vmatrix} - \mathbf{j} \begin{vmatrix} 2 & 1 \\ 0 & 1 \end{vmatrix} + \mathbf{k} \begin{vmatrix} 2 & -1 \\ 0 & 1 \end{vmatrix} = (-2, -2, 2)$$

$$(e) \mathbf{a} \times (\mathbf{b} \times \mathbf{c}) = \begin{vmatrix} \mathbf{i} & \mathbf{j} & \mathbf{k} \\ 2 & 1 & 0 \\ -2 & -2 & 2 \end{vmatrix} = \mathbf{i} \begin{vmatrix} 1 & 0 \\ -2 & 2 \end{vmatrix} - \mathbf{j} \begin{vmatrix} 2 & 0 \\ -2 & 2 \end{vmatrix} + \mathbf{k} \begin{vmatrix} 2 & 1 \\ -2 & -2 \end{vmatrix} = (2, -4, -2)$$

(Note that (b) and (e) do not give the same result and the cross product is *not* associative.)

$$(f) \mathbf{a} \cdot \mathbf{c} = (2, 1, 0) \cdot (0, 1, 1) = 1, \mathbf{a} \cdot \mathbf{b} = (2, 1, 0) \cdot (2, -1, 1) = 3 \text{ and hence } (\mathbf{a} \cdot \mathbf{c})\mathbf{b} - (\mathbf{a} \cdot \mathbf{b})\mathbf{c} = 1\mathbf{b} - 3\mathbf{c} = (2, -4, -2)$$

(Note that (e) and (f) give the same result.)



Check that in MATLAB the commands

```
a = [2 1 0]; b = [2 -1 1]; c = [0 1 1];
cross(a,b)
cross(cross(a,b),c)
```

return the answers to (a) and (b).

Example 4.25

Find a unit vector perpendicular to the plane of the vectors $\mathbf{a} = (2, -3, 1)$ and $\mathbf{b} = (1, 2, -4)$.

Solution

A vector perpendicular to the plane of the two vectors is the vector product

$$\mathbf{a} \times \mathbf{b} = \begin{vmatrix} \mathbf{i} & \mathbf{j} & \mathbf{k} \\ 2 & -3 & 1 \\ 1 & 2 & -4 \end{vmatrix} = (10, 9, 7)$$

whose modulus is

$$|\mathbf{a} \times \mathbf{b}| = \sqrt{(100 + 81 + 49)} = \sqrt{230}$$

Hence a unit vector perpendicular to the plane of \mathbf{a} and \mathbf{b} is $(10/\sqrt{230}, 9/\sqrt{230}, 7/\sqrt{230})$.

Example 4.26

Find the area of the triangle having vertices at P(1, 3, 2), Q(-2, 1, 3) and R(3, -2, -1).

Solution

We have seen in Figure 4.38 that the area of the parallelogram formed with sides PQ and PR is $|\vec{PQ} \times \vec{PR}|$, so the area of the triangle PQR is $\frac{1}{2}|\vec{PQ} \times \vec{PR}|$. Now

$$\vec{PQ} = (-2 - 1, 1 - 3, 3 - 2) = (-3, -2, 1)$$

and

$$\vec{PR} = (3 - 1, -2 - 3, -1 - 2) = (2, -5, -3)$$

so that

$$\vec{PQ} \times \vec{PR} = \begin{vmatrix} \mathbf{i} & \mathbf{j} & \mathbf{k} \\ -3 & -2 & 1 \\ 2 & -5 & -3 \end{vmatrix} = (11, -7, 19)$$

Hence the area of the triangle PQR is

$$\frac{1}{2}|\vec{PQ} \times \vec{PR}| = \frac{1}{2}\sqrt{(121 + 49 + 361)} = \frac{1}{2}\sqrt{531} \approx 11.52 \text{ square units}$$

Example 4.27

Four vectors are constructed corresponding to the four faces of a tetrahedron. The magnitude of a vector is equal to the area of the corresponding face and its direction is the outward perpendicular to the face, as shown in Figure 4.40. Show that the sum of the four vectors is zero.

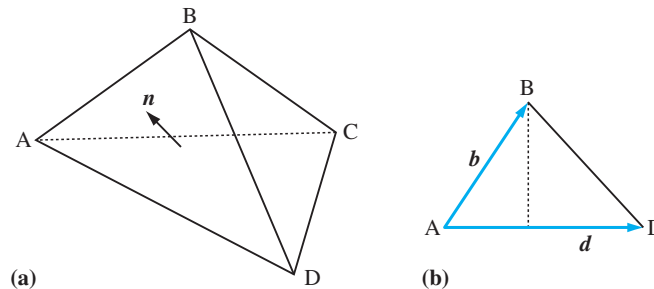
Solution

In Figure 4.40(a) let $\vec{AB} = \mathbf{b}$, $\vec{AC} = \mathbf{c}$ and $\vec{AD} = \mathbf{d}$. The outward perpendicular to triangle ABD is parallel to

$$\mathbf{n} = \vec{AD} \times \vec{AB} = \mathbf{d} \times \mathbf{b}$$

Figure 4.40

(a) Tetrahedron for Example 4.27;
(b) triangle from (a).



and the unit vector in the outward normal direction is

$$\hat{n} = \frac{\mathbf{d} \times \mathbf{b}}{|\mathbf{d} \times \mathbf{b}|}$$

From Figure 4.40(b) the area of triangle ABD follows from the definition of cross product as

$$\text{area} = \frac{1}{2}AD(AB \sin \theta) = \frac{1}{2}|\mathbf{d} \times \mathbf{b}|$$

so the vector we require is

$$\mathbf{v}_1 = \text{area} \times \hat{n} = \frac{1}{2}\mathbf{d} \times \mathbf{b}$$

In a similar manner for triangles ACB and ADC the vectors are

$$\mathbf{v}_2 = \frac{1}{2}\mathbf{b} \times \mathbf{c} \quad \text{and} \quad \mathbf{v}_3 = \frac{1}{2}\mathbf{c} \times \mathbf{d}$$

For the fourth face BCD the appropriate vector is

$$\mathbf{v}_4 = \frac{1}{2}\overrightarrow{BD} \times \overrightarrow{BC} = \frac{1}{2}(\mathbf{d} - \mathbf{b}) \times (\mathbf{c} - \mathbf{b}) = \frac{1}{2}(\mathbf{d} \times \mathbf{c} - \mathbf{d} \times \mathbf{b} - \mathbf{b} \times \mathbf{c})$$

Adding the four vectors \mathbf{v}_1 , \mathbf{v}_2 , \mathbf{v}_3 and \mathbf{v}_4 together gives the zero vector.

Example 4.28

A force of 4 units acts through the point $P(2, 3, -5)$ in the direction of the vector $(4, 5, -2)$. Find its moment about the point $A(1, 2, -3)$. See Figure 4.41.

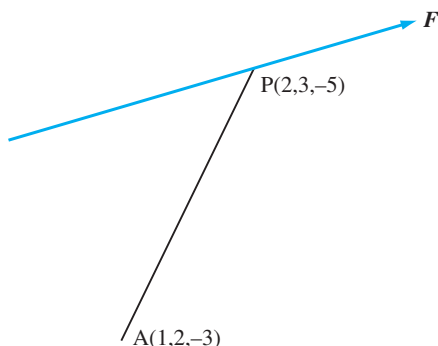
What are the moments of the force about axes through A parallel to the coordinate axes?

Solution

To express the force in vector form we first need the unit vector in the direction of the force.

$$\frac{4\mathbf{i} + 5\mathbf{j} - 2\mathbf{k}}{\sqrt{(16 + 25 + 4)}} = \frac{1}{\sqrt{45}}(4, 5, -2)$$

Figure 4.41
Moment of the force F about the point A in Example 4.28.



Since the force \mathbf{F} has a magnitude of 4 units

$$\mathbf{F} = \frac{4}{\sqrt{45}}(4, 5, -2)$$

The position vector of P relative to A is

$$\overrightarrow{AP} = (1, 1, -2)$$

Thus from (4.6) the moment \mathbf{M} of the force about A is

$$\begin{aligned}\mathbf{M} &= \overrightarrow{AP} \times \mathbf{F} = \frac{4}{\sqrt{45}} \begin{vmatrix} \mathbf{i} & \mathbf{j} & \mathbf{k} \\ 1 & 1 & -2 \\ 4 & 5 & -2 \end{vmatrix} \\ &= (32/\sqrt{45}, -24/\sqrt{45}, 4/\sqrt{45})\end{aligned}$$

The moments about axes through A parallel to the coordinate axes are $32/\sqrt{45}$, $-24/\sqrt{45}$ and $4/\sqrt{45}$.

Example 4.29

A rigid body is rotating with an angular velocity of 5 rad s^{-1} about an axis in the direction of the vector $(1, 3, -2)$ and passing through the point $A(2, 3, -1)$. Find the linear velocity of the point $P(-2, 3, 1)$ of the body.

Solution

A unit vector in the direction of the axis of rotation is $\frac{1}{\sqrt{14}}(1, 3, -2)$. Thus the angular velocity vector of the rigid body is

$$\boldsymbol{\omega} = (5/\sqrt{14})(1, 3, -2)$$

The position vector of P relative to A is

$$\overrightarrow{AP} = (-2 - 2, 3 - 3, 1 + 1) = (-4, 0, 2)$$

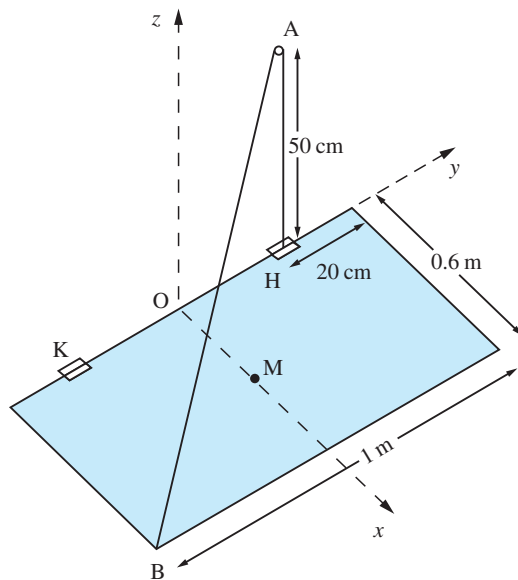
Thus from (4.7) the linear velocity of P is

$$\begin{aligned}\mathbf{v} &= \boldsymbol{\omega} \times \overrightarrow{AP} = \frac{5}{\sqrt{14}} \begin{vmatrix} \mathbf{i} & \mathbf{j} & \mathbf{k} \\ 1 & 3 & -2 \\ -4 & 0 & 2 \end{vmatrix} \\ &= (30/\sqrt{14}, 30/\sqrt{14}, 60/\sqrt{14})\end{aligned}$$

Example 4.30

A trapdoor is raised and lowered by a rope attached to one of its corners. The rope is pulled via a pulley fixed to a point A, 50 cm above the hinge, as shown in Figure 4.42. If the trapdoor is uniform and of weight 20 N, what is the tension required to lift the door?

Figure 4.42
Trapdoor in
Example 4.30.



Solution From the data given we can calculate various vectors immediately.

$$\overrightarrow{OA} = (0, 30, 50), \quad \overrightarrow{OB} = (60, -50, 0), \quad \overrightarrow{OH} = (0, 30, 0)$$

If M is the midpoint of the trapdoor then

$$\overrightarrow{OM} = (30, 0, 0)$$

The forces acting are the tension T in the rope along BA , the weight W through M in the $-z$ direction and reactions R and S at the hinges. Now

$$\overrightarrow{AB} = \overrightarrow{OB} - \overrightarrow{OA} = (60, -80, -50)$$

so that $|\overrightarrow{AB}| = 112$, and hence

$$\mathbf{T} = -T(60, -80, -50)/112$$

Taking moments about the hinge H , we first note that there is no moment of the reaction at H . For the remaining forces

$$\begin{aligned} \mathbf{M}_H &= \overrightarrow{HM} \times \mathbf{W} + \overrightarrow{HB} \times \mathbf{T} + \overrightarrow{HK} \times \mathbf{R} \\ &= (30, -30, 0) \times (0, 0, -20) + (60, -80, 0) \times (60, -80, -50)(-T/112) + \overrightarrow{HK} \times \mathbf{R} \\ &= (600, 600, 0) + T(-35.8, -26.8, 0) + \overrightarrow{HK} \times \mathbf{R} \end{aligned}$$

Since we require the moment about the y axis, we take the scalar product of \mathbf{M}_H and \mathbf{j} . The vector \overrightarrow{HK} is along \mathbf{j} , so $\mathbf{j} \cdot (\overrightarrow{HK} \times \mathbf{R})$ must be zero. Thus the \mathbf{j} component of \mathbf{M}_H must be zero as the trapdoor just opens; that is,

$$0 = 600 - 26.8T$$

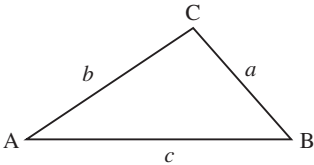
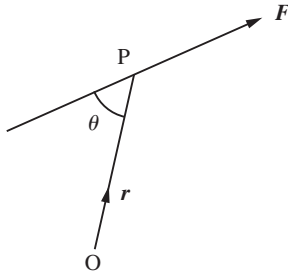
so

$$T = 22.4 \text{ N}$$

4.2.11 Exercises



Check your answers using MATLAB whenever possible.

- 41 Given $\mathbf{p} = (1, 1, 1)$, $\mathbf{q} = (0, -1, 2)$ and $\mathbf{r} = (2, 2, 1)$, evaluate
- (a) $\mathbf{p} \times \mathbf{q}$ (b) $\mathbf{p} \times \mathbf{r}$
 (c) $\mathbf{r} \times \mathbf{q}$ (d) $(\mathbf{p} \times \mathbf{r}) \cdot \mathbf{q}$
 (e) $\mathbf{q} \cdot (\mathbf{r} \times \mathbf{p})$ (f) $(\mathbf{p} \times \mathbf{r}) \times \mathbf{q}$
- 42 The vectors $\mathbf{a} = (1, -1, 2)$, $\mathbf{b} = (0, 1, 3)$, $\mathbf{c} = (-2, 2, -4)$ are given.
- (a) Evaluate $\mathbf{a} \times \mathbf{b}$ and $\mathbf{b} \times \mathbf{c}$
 (b) Write down the vectors $\mathbf{b} \times \mathbf{a}$ and $\mathbf{c} \times \mathbf{b}$
 (c) Show that $\mathbf{c} \times \mathbf{a} = 0$ and explain this result.
- 43 Evaluate $2\mathbf{j} \times (3\mathbf{i} - 4\mathbf{k})$ and $(\mathbf{i} + 2\mathbf{j}) \times \mathbf{k}$.
- 44 Given the vectors $\mathbf{a} = (-3, -1, -2)$ and $\mathbf{b} = (2, 3, 1)$, find $|\mathbf{a} \times \mathbf{b}|$ and $(\mathbf{a} + 2\mathbf{b}) \times (2\mathbf{a} - \mathbf{b})$.
- 45 Let $\mathbf{a} = (1, 2, 3)$, $\mathbf{b} = (2, 1, 4)$ and $\mathbf{c} = (1, -1, 2)$. Calculate $(\mathbf{a} \times \mathbf{b}) \times \mathbf{c}$ and $\mathbf{a} \times (\mathbf{b} \times \mathbf{c})$ and verify that these two vectors are not equal.
- 46 Show that the area of the triangle ABC in Figure 4.43 is $\frac{1}{2}|\overrightarrow{AB} \times \overrightarrow{AC}|$. Show that $\overrightarrow{AB} \times \overrightarrow{AC} = \overrightarrow{BC} \times \overrightarrow{BA} = \overrightarrow{CA} \times \overrightarrow{CB}$ and hence deduce the sine rule
- $$\frac{\sin A}{a} = \frac{\sin B}{b} = \frac{\sin C}{c}$$
- 
- Figure 4.43 Sine rule: Section 2.6.1.
- 47 Prove that $(\mathbf{a} - \mathbf{b}) \times (\mathbf{a} + \mathbf{b}) = 2(\mathbf{a} \times \mathbf{b})$ and interpret geometrically.
- 48 The points A, B and C have coordinates $(1, -1, 2)$, $(9, 0, 8)$ and $(5, 0, 5)$ relative to rectangular cartesian axes. Find
- (a) the vectors \overrightarrow{AB} and \overrightarrow{AC} ;
 (b) a unit vector perpendicular to the triangle ABC;
 (c) the area of the triangle ABC.
- 49 Use the definitions of the scalar and vector products to show that $|\mathbf{a} \cdot \mathbf{b}|^2 + |\mathbf{a} \times \mathbf{b}|^2 = a^2 b^2$
- 50 If \mathbf{a} , \mathbf{b} and \mathbf{c} are three vectors such that $\mathbf{a} + \mathbf{b} + \mathbf{c} = 0$, prove that $\mathbf{a} \times \mathbf{b} = \mathbf{b} \times \mathbf{c} = \mathbf{c} \times \mathbf{a}$ and interpret geometrically.
- 51 A rigid body is rotating with angular velocity 6 rad s^{-1} about an axis in the direction of the vector $(3, -2, 1)$ and passing through the point $A(3, -2, 5)$. Find the linear velocity of the point $P(3, -2, 1)$ on the body.
- 52 A force of 4 units acts through the point $P(4, -1, 2)$ in the direction of the vector $(2, -1, 4)$. Find its moment about the point $A(3, -1, 4)$.
- 53 The moment of a force \mathbf{F} acting at a point P about a point O is defined to be a vector \mathbf{M} perpendicular to the plane containing \mathbf{F} and the point O such that $|\mathbf{M}| = p|\mathbf{F}|$, where p is the perpendicular distance from O to the line of action of \mathbf{r} . Figure 4.44 illustrates such a force \mathbf{F} . Show that the perpendicular distance from O to the line of action
- 
- Figure 4.44 Moment of force \mathbf{F} about O.

of \mathbf{F} is $|\mathbf{r}|\sin\theta$, where \mathbf{r} is the position vector of P. Hence deduce that $\mathbf{M} = \mathbf{r} \times \mathbf{F}$. Show that the moment of \mathbf{F} about O is the same for any point P on the line of action of \mathbf{F} .

Forces $(1, 0, 0)$, $(1, 2, 0)$ and $(1, 2, 3)$ act through the points $(1, 1, 1)$, $(0, 1, 1)$ and $(0, 0, 1)$ respectively:

- Find the moment of each force about the origin.
- Find the moment of each force about the point $(1, 1, 1)$.
- Find the total moment of the three forces about the point $(1, 1, 1)$.

54 Find a unit vector perpendicular to the plane of the two vectors $(2, -1, 1)$ and $(3, 4, -1)$. What is the sine of the angle between these two vectors?

55 Prove that the shortest distance of a point P from the line through the points A and B is

$$\frac{|\vec{AP} \times \vec{AB}|}{|\vec{AB}|}$$

A satellite is stationary at P(2, 5, 4) and a warning signal is activated if any object comes within a distance of 3 units. Determine whether a rocket moving in a straight line passing through A(1, 5, 2) and B(3, -1, 5) activates the warning signal.

56 The position vector \mathbf{r} , with respect to a given origin O, of a charged particle of mass m and charge e at time t is given by

$$\mathbf{r} = \left(\frac{Et}{B} + a \sin(\omega t) \right) \mathbf{i} + a \cos(\omega t) \mathbf{j} + ct \mathbf{k}$$

where E , B , a and ω are constants. The corresponding velocity and acceleration are

$$\mathbf{v} = \left(\frac{E}{B} + a\omega \cos(\omega t) \right) \mathbf{i} - a\omega \sin(\omega t) \mathbf{j} + c \mathbf{k}$$

$$\mathbf{f} = -a\omega^2 \sin(\omega t) \mathbf{i} - a\omega^2 \cos(\omega t) \mathbf{j}$$

For the case when $\mathbf{B} = B\mathbf{k}$, show that the equation of motion

$$m\mathbf{f} = e(E\mathbf{j} + \mathbf{v} \times \mathbf{B})$$

is satisfied provided ω is chosen suitably.

4.2.12 Triple products

In Example 4.24, products of several vectors were computed: the product $(\mathbf{a} \times \mathbf{b}) \cdot \mathbf{c}$ is called the **triple scalar product** and the product $(\mathbf{a} \times \mathbf{b}) \times \mathbf{c}$ is called the **triple vector product**.

Triple scalar product

The triple scalar product is of interest because of its geometrical interpretation. Looking at Figure 4.45, we see that

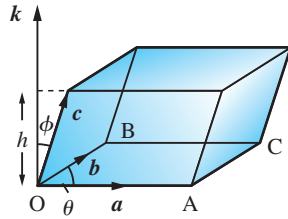
$$\begin{aligned} \mathbf{a} \times \mathbf{b} &= |\mathbf{a}| |\mathbf{b}| \sin\theta \mathbf{k} \\ &= (\text{area of the parallelogram OACB}) \mathbf{k} \end{aligned}$$

Thus, by definition,

$$\begin{aligned} (\mathbf{a} \times \mathbf{b}) \cdot \mathbf{c} &= (\text{area of OACB}) \mathbf{k} \cdot \mathbf{c} \\ &= (\text{area of OACB}) |\mathbf{k}| |\mathbf{c}| \cos\phi \\ &= (\text{area of OACB}) h \quad (\text{where } h \text{ is the height of the parallelepiped}) \\ &= \text{volume of the parallelepiped} \end{aligned}$$

Considering $(\mathbf{a} \times \mathbf{b}) \cdot \mathbf{c}$ to be the volume of the parallelepiped mounted on \mathbf{a} , \mathbf{b} , \mathbf{c} has several useful consequences.

Figure 4.45
Triple scalar product
as the volume of a
parallelepiped.



(a) If two of the vectors \mathbf{a} , \mathbf{b} and \mathbf{c} are parallel then $(\mathbf{a} \times \mathbf{b}) \cdot \mathbf{c} = 0$. This follows immediately since the parallelepiped collapses to a plane and has zero volume. In particular,

$$(\mathbf{a} \times \mathbf{b}) \cdot \mathbf{a} = 0 \quad \text{and} \quad (\mathbf{a} \times \mathbf{b}) \cdot \mathbf{b} = 0$$

(b) If the three vectors are coplanar then $(\mathbf{a} \times \mathbf{b}) \cdot \mathbf{c} = 0$. The same reasoning as in (a) gives this result.

(c) If $(\mathbf{a} \times \mathbf{b}) \cdot \mathbf{c} = 0$ then either $\mathbf{a} = 0$ or $\mathbf{b} = 0$ or $\mathbf{c} = 0$ or two of the vectors are parallel or the three vectors are coplanar.

(d) In the triple scalar product the dot \cdot and the cross \times can be interchanged:

$$(\mathbf{a} \times \mathbf{b}) \cdot \mathbf{c} = \mathbf{a} \cdot (\mathbf{b} \times \mathbf{c})$$

since it is easily checked that they measure the same volume mounted on \mathbf{a} , \mathbf{b} , \mathbf{c} . If we retain the same cyclic order of the three vectors then we obtain

$$\mathbf{a} \cdot (\mathbf{b} \times \mathbf{c}) = \mathbf{b} \cdot (\mathbf{c} \times \mathbf{a}) = \mathbf{c} \cdot (\mathbf{a} \times \mathbf{b}) \quad (4.11)$$

(e) In cartesian form the scalar triple product can be written as the determinant

$$\begin{aligned} \mathbf{a} \cdot (\mathbf{b} \times \mathbf{c}) &= \begin{vmatrix} a_1 & a_2 & a_3 \\ b_1 & b_2 & b_3 \\ c_1 & c_2 & c_3 \end{vmatrix} \\ &= a_1 b_2 c_3 - a_1 b_3 c_2 - a_2 b_1 c_3 + a_2 b_3 c_1 + a_3 b_1 c_2 - a_3 b_2 c_1 \end{aligned} \quad (4.12)$$

Example 4.31

Find λ so that $\mathbf{a} = (2, -1, 1)$, $\mathbf{b} = (1, 2, -3)$ and $\mathbf{c} = (3, \lambda, 5)$ are coplanar.

Solution

None of these vectors are zero or parallel, so by property (b) the three vectors are coplanar if $(\mathbf{a} \times \mathbf{b}) \cdot \mathbf{c} = 0$. Now

$$\mathbf{a} \times \mathbf{b} = (1, 7, 5)$$

so

$$(\mathbf{a} \times \mathbf{b}) \cdot \mathbf{c} = 3 + 7\lambda + 25$$

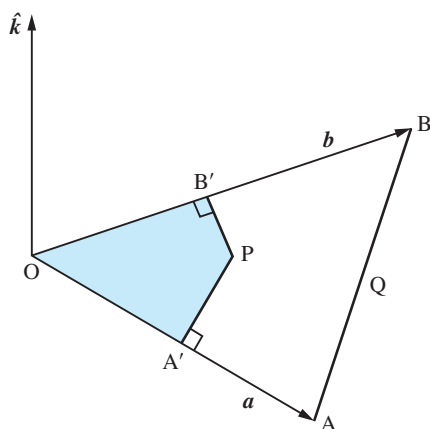
This will be zero, and the three vectors coplanar, when $\lambda = -4$.

Example 4.32

In a triangle OAB the sides $\overrightarrow{OA} = \mathbf{a}$ and $\overrightarrow{OB} = \mathbf{b}$ are given. Find the point P, with $c = \overrightarrow{OP}$, where the perpendicular bisectors of the two sides intersect. Hence prove that the perpendicular bisectors of the sides of a triangle meet at a point.

Solution Let $\hat{\mathbf{k}}$ be the unit vector perpendicular to the plane of the triangle; the situation is illustrated in Figure 4.46.

Figure 4.46
Perpendicular bisectors in Example 4.32.



Now

$$\overrightarrow{OP} = \overrightarrow{OA'} + \overrightarrow{A'P} = \frac{1}{2}\mathbf{a} + \alpha\hat{\mathbf{k}} \times \mathbf{a}$$

for some α , since the vector $\hat{\mathbf{k}} \times \mathbf{a}$ is in the direction perpendicular to \mathbf{a} . Similarly

$$\overrightarrow{OP} = \overrightarrow{OB'} + \overrightarrow{B'P} = \frac{1}{2}\mathbf{b} + \beta\hat{\mathbf{k}} \times \mathbf{b}$$

Subtracting these two equations

$$\frac{1}{2}\mathbf{a} + \alpha\hat{\mathbf{k}} \times \mathbf{a} = \frac{1}{2}\mathbf{b} + \beta\hat{\mathbf{k}} \times \mathbf{b}$$

Take the dot product of this equation with \mathbf{b} , which eliminates the final term, since $\mathbf{b} \cdot (\hat{\mathbf{k}} \times \mathbf{b}) = 0$, and gives

$$\frac{1}{2}\mathbf{b} \cdot (\mathbf{b} - \mathbf{a}) = \alpha\mathbf{b} \cdot (\hat{\mathbf{k}} \times \mathbf{a})$$

Hence α has been computed in terms of the known data, so assuming $\mathbf{b} \cdot (\hat{\mathbf{k}} \times \mathbf{a}) \neq 0$

$$\overrightarrow{OP} = \frac{1}{2}\mathbf{a} + \frac{\frac{1}{2}\mathbf{b} \cdot (\mathbf{b} - \mathbf{a})}{\mathbf{b} \cdot (\hat{\mathbf{k}} \times \mathbf{a})} \hat{\mathbf{k}} \times \mathbf{a}$$

We now need to check that PQ is perpendicular to AB:

$$\overrightarrow{AB} = \overrightarrow{OB} - \overrightarrow{OA} = \mathbf{b} - \mathbf{a}$$

and

$$\overrightarrow{PQ} = \overrightarrow{OQ} - \overrightarrow{OP} = \frac{1}{2}(\mathbf{a} + \mathbf{b}) - \frac{1}{2}\mathbf{a} - \frac{\frac{1}{2}\mathbf{b} \cdot (\mathbf{b} - \mathbf{a})}{\mathbf{b} \cdot (\hat{\mathbf{k}} \times \mathbf{a})} \hat{\mathbf{k}} \times \mathbf{a}$$

Now take the dot product of these two vectors

$$\left[\frac{1}{2}\mathbf{b} - \frac{\frac{1}{2}\mathbf{b} \cdot (\mathbf{b} - \mathbf{a})}{\mathbf{b} \cdot (\hat{\mathbf{k}} \times \mathbf{a})} \hat{\mathbf{k}} \times \mathbf{a} \right] \cdot (\mathbf{b} - \mathbf{a}) = \frac{1}{2}\mathbf{b} \cdot (\mathbf{b} - \mathbf{a}) - \frac{\frac{1}{2}\mathbf{b} \cdot (\mathbf{b} - \mathbf{a})}{\mathbf{b} \cdot (\hat{\mathbf{k}} \times \mathbf{a})} \mathbf{b} \cdot (\hat{\mathbf{k}} \times \mathbf{a}) = 0$$

Since neither \overrightarrow{PQ} nor \overrightarrow{AB} is zero, the two vectors must therefore be perpendicular. Hence the three perpendicular bisectors of the sides of a triangle meet at a point.

Example 4.33

Three non-zero, non-parallel and non-coplanar vectors \mathbf{a} , \mathbf{b} and \mathbf{c} are given. Three further vectors are written in terms of \mathbf{a} , \mathbf{b} and \mathbf{c} as

$$\mathbf{A} = \alpha\mathbf{a} + \beta\mathbf{b} + \gamma\mathbf{c}$$

$$\mathbf{B} = \alpha'\mathbf{a} + \beta'\mathbf{b} + \gamma'\mathbf{c}$$

$$\mathbf{C} = \alpha''\mathbf{a} + \beta''\mathbf{b} + \gamma''\mathbf{c}$$

Find how the triple scalar product $\mathbf{A} \cdot (\mathbf{B} \times \mathbf{C})$ is related to $\mathbf{a} \cdot (\mathbf{b} \times \mathbf{c})$.

Solution

To find the result we use the facts that (i) the vector product of identical vectors is zero and (ii) the triple scalar product is zero if two of the vectors in the product are the same. Now

$$\begin{aligned} \mathbf{A} \cdot (\mathbf{B} \times \mathbf{C}) &= (\alpha\mathbf{a} + \beta\mathbf{b} + \gamma\mathbf{c}) \cdot [(\alpha'\mathbf{a} + \beta'\mathbf{b} + \gamma'\mathbf{c}) \times (\alpha''\mathbf{a} + \beta''\mathbf{b} + \gamma''\mathbf{c})] \\ &= (\alpha\mathbf{a} + \beta\mathbf{b} + \gamma\mathbf{c}) \cdot [\alpha'\beta''\mathbf{a} \times \mathbf{b} + \alpha'\gamma''\mathbf{a} \times \mathbf{c} + \beta'\alpha''\mathbf{b} \times \mathbf{a} \\ &\quad + \beta'\gamma''\mathbf{b} \times \mathbf{c} + \gamma'\alpha''\mathbf{c} \times \mathbf{a} + \gamma'\beta''\mathbf{c} \times \mathbf{b}] \\ &= (\alpha\mathbf{a} + \beta\mathbf{b} + \gamma\mathbf{c}) \cdot [(\alpha'\beta'' - \beta'\alpha'')\mathbf{a} \times \mathbf{b} + (\beta'\gamma'' - \gamma'\beta'')\mathbf{b} \times \mathbf{c} \\ &\quad + (\gamma'\alpha'' - \alpha'\gamma'')\mathbf{c} \times \mathbf{a}] \\ &= \gamma(\alpha'\beta'' - \beta'\alpha'')\mathbf{c} \cdot \mathbf{a} \times \mathbf{b} + \alpha(\beta'\gamma'' - \gamma'\beta'')\mathbf{a} \cdot \mathbf{b} \times \mathbf{c} \\ &\quad + \beta(\gamma'\alpha'' - \alpha'\gamma'')\mathbf{b} \cdot \mathbf{c} \times \mathbf{a} \\ &= (\mathbf{a} \cdot \mathbf{b} \times \mathbf{c})[\alpha(\beta'\gamma'' - \gamma'\beta'') + \beta(\gamma'\alpha'' - \alpha'\gamma'') + \gamma(\alpha'\beta'' - \beta'\alpha'')] \end{aligned}$$

The result can be written most conveniently in determinant form (see the next chapter, Section 5.3) as

$$\mathbf{A} \cdot (\mathbf{B} \times \mathbf{C}) = \begin{vmatrix} \alpha & \beta & \gamma \\ \alpha' & \beta' & \gamma' \\ \alpha'' & \beta'' & \gamma'' \end{vmatrix} (\mathbf{a} \cdot \mathbf{b} \times \mathbf{c})$$

Triple vector product

For the triple vector product we shall show in general that

$$(\mathbf{a} \times \mathbf{b}) \times \mathbf{c} = (\mathbf{a} \cdot \mathbf{c})\mathbf{b} - (\mathbf{b} \cdot \mathbf{c})\mathbf{a} \quad (4.13)$$

as suggested in Example 4.24. We have from (4.9)

$$\mathbf{a} \times \mathbf{b} = (a_2b_3 - a_3b_2, a_3b_1 - a_1b_3, a_1b_2 - a_2b_1)$$

and hence

$$\begin{aligned} (\mathbf{a} \times \mathbf{b}) \times \mathbf{c} &= ((a_3b_1 - a_1b_3)c_3 - (a_1b_2 - a_2b_1)c_2, \\ &\quad (a_1b_2 - a_2b_1)c_1 - (a_2b_3 - a_3b_2)c_3, \\ &\quad (a_2b_3 - a_3b_2)c_2 - (a_3b_1 - a_1b_3)c_1) \end{aligned}$$

The first component of this vector is

$$\begin{aligned} a_3c_3b_1 - b_3c_3a_1 - b_2c_2a_1 + a_2c_2b_1 &= (a_1c_1 + a_2c_2 + a_3c_3)b_1 - (b_1c_1 + b_2c_2 + b_3c_3)a_1 \\ &= (\mathbf{a} \cdot \mathbf{c})b_1 - (\mathbf{b} \cdot \mathbf{c})a_1 \end{aligned}$$

Treating the second and third components similarly, we find

$$\begin{aligned} (\mathbf{a} \times \mathbf{b}) \times \mathbf{c} &= ((\mathbf{a} \cdot \mathbf{c})b_1 - (\mathbf{b} \cdot \mathbf{c})a_1, (\mathbf{a} \cdot \mathbf{c})b_2 - (\mathbf{b} \cdot \mathbf{c})a_2, (\mathbf{a} \cdot \mathbf{c})b_3 - (\mathbf{b} \cdot \mathbf{c})a_3) \\ &= (\mathbf{a} \cdot \mathbf{c})\mathbf{b} - (\mathbf{b} \cdot \mathbf{c})\mathbf{a} \end{aligned}$$

In a similar way we can show that

$$\mathbf{a} \times (\mathbf{b} \times \mathbf{c}) = (\mathbf{a} \cdot \mathbf{c})\mathbf{b} - (\mathbf{a} \cdot \mathbf{b})\mathbf{c} \quad (4.14)$$

We can now see why the associativity of the vector product does not hold in general. The vector in (4.13) is in the plane of \mathbf{b} and \mathbf{a} , while the vector in (4.14) is in the plane of \mathbf{b} and \mathbf{c} ; hence they are not in the same planes in general, as we inferred geometrically (see Section 4.2.10). Consequently, in general

$$\mathbf{a} \times (\mathbf{b} \times \mathbf{c}) \neq (\mathbf{a} \times \mathbf{b}) \times \mathbf{c}$$

so use of brackets is essential.

Example 4.34

If $\mathbf{a} = (3, -2, 1)$, $\mathbf{b} = (-1, 3, 4)$ and $\mathbf{c} = (2, 1, -3)$, confirm that

$$\mathbf{a} \times (\mathbf{b} \times \mathbf{c}) = (\mathbf{a} \cdot \mathbf{c})\mathbf{b} - (\mathbf{a} \cdot \mathbf{b})\mathbf{c}$$

Solution

$$\mathbf{b} \times \mathbf{c} = \begin{vmatrix} \mathbf{i} & \mathbf{j} & \mathbf{k} \\ -1 & 3 & 4 \\ 2 & 1 & -3 \end{vmatrix} = (-13, 5, -7)$$

$$\mathbf{a} \times (\mathbf{b} \times \mathbf{c}) = \begin{vmatrix} \mathbf{i} & \mathbf{j} & \mathbf{k} \\ 3 & -2 & 1 \\ -13 & 5 & -7 \end{vmatrix} = (9, 8, -11)$$

$$\begin{aligned}
 (\mathbf{a} \cdot \mathbf{c})\mathbf{b} - (\mathbf{a} \cdot \mathbf{b})\mathbf{c} &= [(3)(2) + (-2)(1) + (1)(-3)](-1, 3, 4) \\
 &\quad - [(3)(-1) + (-2)(3) + (1)(4)](2, 1, -3) \\
 &= (-1, 3, 4) + 5(2, 1, -3) \\
 &= (9, 8, -11)
 \end{aligned}$$

thus confirming the result

$$\mathbf{a} \times (\mathbf{b} \times \mathbf{c}) = (\mathbf{a} \cdot \mathbf{c})\mathbf{b} - (\mathbf{a} \cdot \mathbf{b})\mathbf{c}$$

Example 4.35

Verify that $\mathbf{a} \times (\mathbf{b} \times \mathbf{c}) \neq (\mathbf{a} \times \mathbf{b}) \times \mathbf{c}$ for the three vectors $\mathbf{a} = (1, 0, 0)$, $\mathbf{b} = (-1, 2, 0)$ and $\mathbf{c} = (1, 1, 1)$.

Solution Evaluate the cross products in turn:

$$\mathbf{b} \times \mathbf{c} = (-1, 2, 0) \times (1, 1, 1) = (2, 1, -3)$$

and therefore

$$\mathbf{a} \times (\mathbf{b} \times \mathbf{c}) = (1, 0, 0) \times (2, 1, -3) = (0, 3, 1)$$

Similarly for the right-hand side:

$$\mathbf{a} \times \mathbf{b} = (1, 0, 0) \times (-1, 2, 0) = (0, 0, 2)$$

and hence

$$(\mathbf{a} \times \mathbf{b}) \times \mathbf{c} = (0, 0, 2) \times (1, 1, 1) = (-2, 2, 0)$$

Clearly for these three vectors $\mathbf{a} \times (\mathbf{b} \times \mathbf{c}) \neq (\mathbf{a} \times \mathbf{b}) \times \mathbf{c}$.

Example 4.36

The vectors \mathbf{a} , \mathbf{b} and \mathbf{c} and the scalar p satisfy the equations

$$\mathbf{a} \cdot \mathbf{b} = p \quad \text{and} \quad \mathbf{a} \times \mathbf{b} = \mathbf{c}$$

and \mathbf{a} is not parallel to \mathbf{b} . Solve for \mathbf{a} in terms of the other quantities and give a geometrical interpretation of the result.

Solution First evaluate the cross product of the second equation with \mathbf{b} :

$$\mathbf{b} \times (\mathbf{a} \times \mathbf{b}) = \mathbf{b} \times \mathbf{c}$$

gives

$$(\mathbf{b} \cdot \mathbf{b})\mathbf{a} - (\mathbf{b} \cdot \mathbf{a})\mathbf{b} = \mathbf{b} \times \mathbf{c}$$

and hence, using $\mathbf{a} \cdot \mathbf{b} = p$ and collecting the terms,

$$\mathbf{a} = \frac{p\mathbf{b} + \mathbf{b} \times \mathbf{c}}{|\mathbf{b}|^2}$$

Since $\mathbf{b} \times \mathbf{c}$ is in the plane of \mathbf{a} and \mathbf{b} , any vector in the plane can be written as a linear combination of \mathbf{b} and $\mathbf{b} \times \mathbf{c}$. The expression for \mathbf{a} gives the values of the coefficients in the linear combination.

4.2.13 Exercises



Check your answers using MATLAB whenever possible.

57 Find the volume of the parallelepiped whose edges are represented by the vectors $(2, -3, 4)$, $(1, 3, -1)$, $(3, -1, 2)$.

58 Prove that the vectors $(3, 2, -1)$, $(5, -7, 3)$ and $(11, -3, 1)$ are coplanar.

59 Find the constant λ such that the three vectors $(3, 2, -1)$, $(1, -1, 3)$ and $(2, -3, \lambda)$ are coplanar.

60 Prove that the four points having position vectors $(2, 1, 0)$, $(2, -2, -2)$, $(7, -3, -1)$ and $(13, 3, 5)$ are coplanar.

61 Given $\mathbf{p} = (1, 4, 1)$, $\mathbf{q} = (2, 1, -1)$ and $\mathbf{r} = (1, -3, 2)$, find

(a) a unit vector perpendicular to the plane containing \mathbf{p} and \mathbf{q} ;

(b) a unit vector in the plane containing $\mathbf{p} \times \mathbf{q}$ and $\mathbf{p} \times \mathbf{r}$ that has zero x component.

62 Show that if \mathbf{a} is any vector and $\hat{\mathbf{u}}$ any unit vector then

$$\mathbf{a} = (\mathbf{a} \cdot \hat{\mathbf{u}})\hat{\mathbf{u}} + \hat{\mathbf{u}} \times (\mathbf{a} \times \hat{\mathbf{u}})$$

and draw a diagram to illustrate this relation geometrically.

The vector $(3, -2, 6)$ is resolved into two vectors along and perpendicular to the line whose direction cosines are proportional to $(1, 1, 1)$. Find these vectors.

63 Three vectors \mathbf{u} , \mathbf{v} , \mathbf{w} are expressed in terms of the three vectors \mathbf{l} , \mathbf{m} , \mathbf{n} in the form

$$\mathbf{u} = u_1\mathbf{l} + u_2\mathbf{m} + u_3\mathbf{n}$$

$$\mathbf{v} = v_1\mathbf{l} + v_2\mathbf{m} + v_3\mathbf{n}$$

$$\mathbf{w} = w_1\mathbf{l} + w_2\mathbf{m} + w_3\mathbf{n}$$

Show that

$$\mathbf{u} \cdot (\mathbf{v} \times \mathbf{w}) = \lambda \mathbf{l} \cdot (\mathbf{m} \times \mathbf{n})$$

and evaluate λ .

64 Forces $\mathbf{F}_1, \mathbf{F}_2, \dots, \mathbf{F}_n$ act at the points $\mathbf{r}_1, \mathbf{r}_2, \dots, \mathbf{r}_n$ respectively. The total force and the total moment about the origin O are

$$\mathbf{F} = \sum \mathbf{F}_i \quad \text{and} \quad \mathbf{G} = \sum \mathbf{r}_i \times \mathbf{F}_i$$

Show that for any other origin O' the moment is given by

$$\mathbf{G}' = \mathbf{G} + \overrightarrow{OO'} \times \mathbf{F}$$

If O' lies on the line

$$\overrightarrow{OO'} = \mathbf{r} = \alpha(\mathbf{F} \times \mathbf{G}) + t\mathbf{F}$$

find the constant α that ensures that \mathbf{G}' is parallel to \mathbf{F} . This line is called the central axis of the system of forces.

65 Extended exercise on products of four vectors.

(a) Use (4.11) to show

$$(\mathbf{a} \times \mathbf{b}) \cdot (\mathbf{c} \times \mathbf{d}) = [(\mathbf{a} \times \mathbf{b}) \times \mathbf{c}] \cdot \mathbf{d}$$

and use (4.13) to simplify the expression on the right-hand side.

(b) Use (4.13) to show that

$$(\mathbf{a} \times \mathbf{b}) \times (\mathbf{a} \times \mathbf{c}) = [\mathbf{a} \cdot (\mathbf{a} \times \mathbf{c})]\mathbf{b} - [\mathbf{b} \cdot (\mathbf{a} \times \mathbf{c})]\mathbf{a}$$

and show that the right-hand side can be simplified to

$$[(\mathbf{a} \times \mathbf{b}) \cdot \mathbf{c}]\mathbf{a}$$

(c) Use (4.14) to show that

$$\begin{aligned} \mathbf{a} \times [\mathbf{b} \times (\mathbf{a} \times \mathbf{c})] \\ = \mathbf{a} \times [(\mathbf{b} \cdot \mathbf{c})\mathbf{a} - (\mathbf{b} \cdot \mathbf{a})\mathbf{c}] \end{aligned}$$

and simplify the right-hand side further. Note that the product is different from the result in (b), verifying that the position of the brackets matters in cross products.

(d) Use the result in (a) to show that

$$(\mathbf{l} \times \mathbf{m}) \cdot (\mathbf{l} \times \mathbf{n}) = l^2(\mathbf{m} \cdot \mathbf{n}) - (\mathbf{l} \cdot \mathbf{m})(\mathbf{l} \cdot \mathbf{n})$$

Take \mathbf{l} , \mathbf{m} and \mathbf{n} to be unit vectors along the sides of a regular tetrahedron. Deduce that the angle between two faces of the tetrahedron is $\cos^{-1}\frac{1}{3}$.

4.3

The vector treatment of the geometry of lines and planes

4.3.1 Vector equation of a line

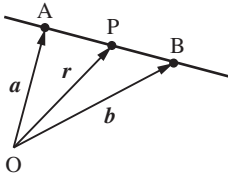


Figure 4.47
Line AB in terms of $\mathbf{r} = \overrightarrow{OP}$.

Take an arbitrary origin O and let $\overrightarrow{OA} = \mathbf{a}$, $\overrightarrow{OB} = \mathbf{b}$ and $\overrightarrow{OP} = \mathbf{r}$, as in Figure 4.47. If P is any point on the line then

$$\overrightarrow{OP} = \overrightarrow{OA} + \overrightarrow{AP}, \text{ by the triangle law}$$

giving

$$\begin{aligned} \mathbf{r} &= \mathbf{a} + t\overrightarrow{AB} \quad (\text{since } \overrightarrow{AP} \text{ is a multiple of } \overrightarrow{AB}) \\ &= \mathbf{a} + t(\mathbf{b} - \mathbf{a}) \quad (\text{since } \mathbf{a} + \overrightarrow{AB} = \mathbf{b}) \end{aligned}$$

Thus the equation of the line is

$$\mathbf{r} = (1 - t)\mathbf{a} + t\mathbf{b} \quad (4.15)$$

As t varies from $-\infty$ to $+\infty$, the point P sweeps along the line, with $t = 0$ corresponding to point A and $t = 1$ to point B .

Since $\overrightarrow{OP} = \overrightarrow{OA} + \overrightarrow{AP} = \overrightarrow{OA} + t\overrightarrow{AB}$, we have $\mathbf{r} = \mathbf{a} + t(\mathbf{b} - \mathbf{a})$. If we write $\mathbf{c} = \mathbf{b} - \mathbf{a}$ then we have an alternative interpretation of a line through A in the direction \mathbf{c} :

$$\mathbf{r} = \mathbf{a} + t\mathbf{c} \quad (4.16)$$

The cartesian or component form of this equation is

$$\frac{x - a_1}{c_1} = \frac{y - a_2}{c_2} = \frac{z - a_3}{c_3} (= t) \quad (4.17)$$

where $\mathbf{a} = (a_1, a_2, a_3)$ and $\mathbf{c} = (c_1, c_2, c_3)$. Alternatively the cartesian equation of (4.15) may be written in the form

$$\frac{x - a_1}{b_1 - a_1} = \frac{y - a_2}{b_2 - a_2} = \frac{z - a_3}{b_3 - a_3} (= t)$$

where $\mathbf{a} = (a_1, a_2, a_3)$ and $\mathbf{b} = (b_1, b_2, b_3)$ are two points on the line. If any of the denominators is zero, then both forms of the equation of a line are interpreted as the corresponding numerator is zero.

Example 4.37

Find the equation of the lines L_1 through the points $(0, 1, 0)$ and $(1, 3, -1)$ and L_2 through $(1, 1, 1)$ and $(-1, -1, 1)$. Do the two lines intersect and, if so, at what point?

Solution From (4.15) L_1 has the equation

$$\mathbf{r} = (0, 1 - t, 0) + (t, 3t, -t) = (t, 1 + 2t, -t)$$

and L_2 has the equation

$$\mathbf{r} = (1 - s, 1 - s, 1 - s) + (-s, -s, s) = (1 - 2s, 1 - 2s, 1)$$

Note that the cartesian equation of L_2 reduces to $x = y; z = 1$. The two lines intersect if it is possible to find s and t such that

$$t = 1 - 2s, \quad 1 + 2t = 1 - 2s, \quad -t = 1$$

Solving two of these equations will give the values of s and t . If these values satisfy the remaining equation then the lines intersect; however, if they do not satisfy the remaining equation then the lines do not intersect. In this particular case, the third equation gives $t = -1$ and the first equation $s = 1$. Putting these values into the second equation, the left-hand side equals -1 and the right-hand side equals -1 , so the equations are all satisfied and therefore the lines intersect. Substituting back into either equation, the point of intersection is $(-1, -1, 1)$.

Example 4.38

The position vectors of the points A and B are

$$(1, 4, 6) \quad \text{and} \quad (3, 5, 7)$$

Find the vector equation of the line AB and find the points where the line intersects the coordinate planes.

Solution

The line has equation

$$\mathbf{r} = (1, 4, 6) + t(2, 1, 1)$$

or in components

$$x = 1 + 2t$$

$$y = 4 + t$$

$$z = 6 + t$$

Thus the line meets the y - z plane when $x = 0$ and hence $t = -\frac{1}{2}$ and the point of intersection with the plane is $(0, \frac{7}{2}, \frac{11}{2})$.

The line meets the z - x plane when $y = 0$ and hence $t = -4$ and the point of intersection with the plane is $(-7, 0, 2)$.

The line meets the x - y plane when $z = 0$ and hence $t = -6$ and the point of intersection with the plane is $(-11, -2, 0)$.

Example 4.39

The line L_1 passes through the points with position vectors

$$(5, 1, 7) \quad \text{and} \quad (6, 0, 8)$$

and the line L_2 passes through the points with position vectors

$$(3, 1, 3) \quad \text{and} \quad (-1, 3, \alpha)$$

Find the value of α for which the two lines L_1 and L_2 intersect.

Solution Using the vector form:

From (4.15) the equations of the two lines can be written in vector form as

$$L_1: \mathbf{r} = (5, 1, 7) + t(1, -1, 1)$$

$$L_2: \mathbf{r} = (3, 1, 3) + s(-4, 2, \alpha - 3)$$

These two lines intersect if t , s and α can be chosen so that the two vectors are equal, that is they have the same components. Thus

$$5 + t = 3 - 4s$$

$$1 - t = 1 + 2s$$

$$7 + t = 3 + s(\alpha - 3)$$

The first two of these equations are simultaneous equations for t and s . Solving gives $t = 2$ and $s = -1$. Putting these values into the third equation

$$9 = 3 - (\alpha - 3) \Rightarrow \alpha = -3$$

and it can be checked that the point of intersection is $(7, -1, 9)$.

Using the cartesian form:

Equation (4.17) gives the equations of the lines as

$$L_1: \frac{x-5}{6-5} = \frac{y-1}{0-1} = \frac{z-7}{8-7}$$

$$L_2: \frac{x-3}{-1-3} = \frac{y-1}{3-1} = \frac{z-3}{\alpha-3}$$

The two equations for x and y are

$$x - 5 = 1 - y$$

$$\frac{1}{4}(3 - x) = \frac{1}{2}(y - 1)$$

and are solved to give $x = 7$ and $y = -1$. Putting in these values, the equations for z and α become

$$z - 7 = 2$$

$$\frac{z-3}{\alpha-3} = -1$$

which give $z = 9$ and $\alpha = -3$.

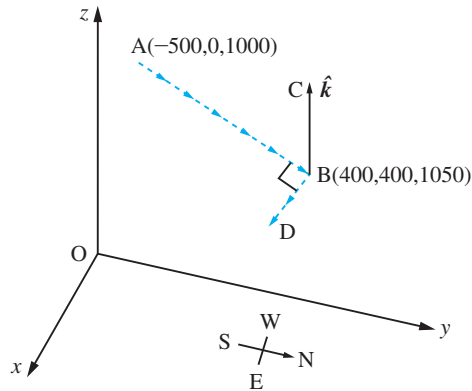
Example 4.40

A tracking station observes an aeroplane at two successive times to be

$$(-500, 0, 1000) \quad \text{and} \quad (400, 400, 1050)$$

relative to axes x in an easterly direction, y in a northerly direction and z vertically upwards, with distances in metres. Find the equation of the path of the aeroplane. Control advises the aeroplane to change course from its present position to level flight at the current height and turn east through an angle of 90° ; what is the equation of the new path?

Figure 4.48
Path of aeroplane in
Example 4.40.



Solution The situation is illustrated in Figure 4.48. The equation of the path of the aeroplane is

$$\mathbf{r} = (-500, 0, 1000) + t(900, 400, 50)$$

The new path starts at the point $(400, 400, 1050)$. The vector $\overrightarrow{AB} \times \hat{\mathbf{k}}$ is a vector in the direction \overrightarrow{BD} which is perpendicular to $\hat{\mathbf{k}}$, and is therefore horizontal, and at 90° to AB in the easterly direction. Thus we have a 90° turn to horizontal flight. Since

$$(900, 400, 0) \times \mathbf{k} = (400, -900, 0)$$

the new path is

$$\mathbf{r} = (400, 400, 1050) + s(400, -900, 0)$$

Equating the components

$$x = 400 + 400s$$

$$y = 400 - 900s$$

$$z = 1050$$

In cartesian coordinates the equations are

$$9x + 4y = 5200$$

$$z = 1050$$

Example 4.41

It is necessary to drill to an underground pipeline in order to undertake repairs, so it is decided to aim for the nearest point from the measuring point. Relative to axes x , y in the horizontal ground and with z vertically downwards, remote measuring instruments locate two points on the pipeline at

$$(20, 20, 30) \quad \text{and} \quad (0, 15, 32)$$

with distances in metres. Find the nearest point on the pipeline from the origin O .

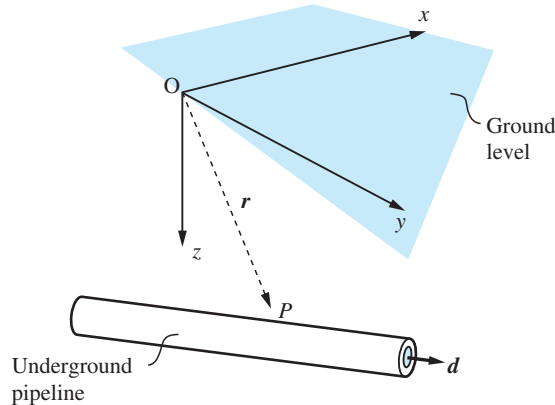
Solution The situation is illustrated in Figure 4.49. The direction of the pipeline is

$$\mathbf{d} = (0, 15, 32) - (20, 20, 30) = (-20, -5, 2)$$

Thus any point on the pipeline will have position vector

$$\mathbf{r} = (20, 20, 30) + t(-20, -5, 2)$$

Figure 4.49
Pipeline of
Example 4.41



for some t . Note that this is just the equation of the line given in (4.15). At the shortest distance from O to the pipeline the vector $\mathbf{r} = \overrightarrow{OP}$ is perpendicular to \mathbf{d} , so $\mathbf{r} \cdot \mathbf{d} = 0$ gives the required condition to evaluate t . Thus

$$(-20, -5, 2) \cdot [(20, 20, 30) + t(-20, -5, 2)] = 0$$

and hence $-440 + 429t = 0$. Putting this value back into \mathbf{r} gives

$$\mathbf{r} = (-0.51, 14.87, 32.05)$$

Note that the value of t is close to 1, so the optimum point is not far from the second of the points located.

Example 4.42

Find the shortest distance between the two skew lines

$$\frac{x}{3} = \frac{y-9}{-1} = \frac{z-2}{1} \quad \text{and} \quad \frac{x+6}{-3} = \frac{y+5}{2} = \frac{z-10}{4}$$

Also determine the equation of the common perpendicular. (Note that two lines are said to be skew if they do not intersect and are not parallel.)

Solution In vector form the equations of the lines are

$$\mathbf{r} = (0, 9, 2) + t(3, -1, 1)$$

and

$$\mathbf{r} = (-6, -5, 10) + s(-3, 2, 4)$$

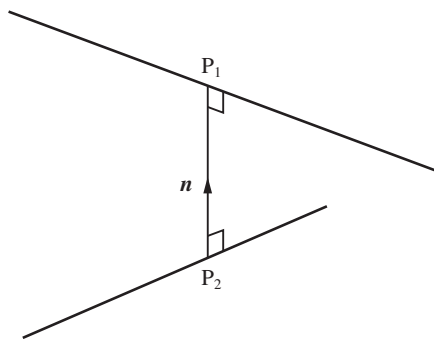
The shortest distance between the two lines will be their common perpendicular; see Figure 4.50. Let P_1 and P_2 be the end points of the common perpendicular, having position vectors \mathbf{r}_1 and \mathbf{r}_2 respectively, where

$$\mathbf{r}_1 = (0, 9, 2) + t_1(3, -1, 1)$$

and

$$\mathbf{r}_2 = (-6, -5, 10) + t_2(-3, 2, 4)$$

Figure 4.50
Skew lines in
Example 4.42.



Then the vector $\overrightarrow{P_2P_1}$ is given by

$$\overrightarrow{P_2P_1} = \mathbf{r}_1 - \mathbf{r}_2 = (6, 14, -8) + t_1(3, -1, 1) - t_2(-3, 2, 4) \quad (4.18)$$

Since $(3, -1, 1)$ and $(-3, 2, 4)$ are vectors in the direction of each of the lines, it follows that a vector \mathbf{n} perpendicular to both lines is

$$\mathbf{n} = (-3, 2, 4) \times (3, -1, 1) = (6, 15, -3)$$

So a unit vector perpendicular to both lines is

$$\hat{\mathbf{n}} = (6, 15, -3)/\sqrt{270} = (2, 5, -1)/\sqrt{30}$$

Thus we can also express $\overrightarrow{P_2P_1}$ as

$$\overrightarrow{P_2P_1} = d\hat{\mathbf{n}}$$

where d is the shortest distance between the two lines.

Equating the two expressions for $\overrightarrow{P_2P_1}$ gives

$$(6, 14, -8) + t_1(3, -1, 1) - t_2(-3, 2, 4) = (2, 5, -1)d/\sqrt{30}$$

Taking the scalar product throughout with the vector $(2, 5, -1)$ gives

$$\begin{aligned} (6, 14, -8) \cdot (2, 5, -1) + t_1(3, -1, 1) \cdot (2, 5, -1) - t_2(-3, 2, 4) \cdot (2, 5, -1) \\ = (2, 5, -1) \cdot (2, 5, -1)d/\sqrt{30} \end{aligned}$$

which reduces to

$$90 + 0t_1 + 0t_2 = 30d/\sqrt{30}$$

giving the shortest distance between the two lines as

$$d = 3\sqrt{30}$$

To obtain the equation of the common perpendicular, we need to find the coordinates of either P_1 or P_2 – and to achieve this we need to find the value of either t_1 or t_2 . We therefore take the scalar product of (4.18) with $(3, -1, 1)$ and $(-3, 2, 4)$ in turn, giving respectively

$$11t_1 + 7t_2 = 4$$

and

$$-7t_1 - 29t_2 = 22$$

which on solving simultaneously give $t_1 = 1$ and $t_2 = -1$. Hence the coordinates of the end points P_1 and P_2 of the common perpendicular are

$$\mathbf{r}_1 = (0, 9, 2) + 1(3, -1, 1) = (3, 8, 3)$$

and

$$\mathbf{r}_2 = (-6, -5, 10) - 1(-3, 2, 4) = (-3, -7, 6)$$

From (4.16) the equation of the common perpendicular is

$$\mathbf{r} = (3, 8, 3) + s(2, 5, -1)$$

or in cartesian form

$$\frac{x-3}{2} = \frac{y-8}{5} = \frac{z-3}{-1} = s$$

Example 4.43

A box with an open top and unit side length is observed from the direction (a, b, c) , as in Figure 4.51. Determine the part of OC that is visible.

Solution The line or ray through $Q(0, 0, \alpha)$ parallel to the line of sight has the equation

$$\mathbf{r} = (0, 0, \alpha) + t(a, b, c)$$

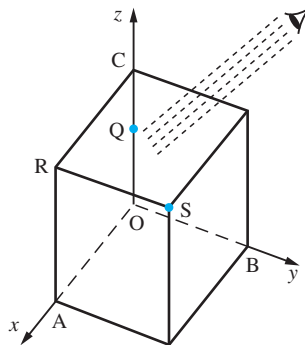
where $0 \leq \alpha \leq 1$ to ensure that Q lies between O and C . The line RS passes through $R(1, 0, 1)$ and is in the direction $(0, 1, 0)$, so from (4.16) it has the equation

$$\mathbf{r} = (1, 0, 1) + s(0, 1, 0)$$

The ray that intersects RS must therefore satisfy

$$ta = 1, \quad tb = s, \quad \alpha = 1 - \frac{c}{a}$$

Figure 4.51
Looking for hidden lines in Example 4.43.



Note that if $c = 0$ then we are looking parallel to the open top and can only see the point C . If $c < 0$ then we are looking up at the box; since $\alpha > 1$, we cannot see any of side OC , so the line is hidden. If, however, $c > a$ then the solution gives α to be

negative, so that all of the side OC is visible. For $0 < c < a$ the parameter α lies between 0 and 1, and only part of the line is visible. A similar analysis needs to be performed for the other sides of the open top. Other edges of the box also need to be analysed to check whether or not they are visible to the ray.

4.3.2 Exercises

- 66 If A and B have position vectors $(1, 2, 3)$ and $(4, 5, 6)$ respectively, find
- the direction vector of the line through A and B;
 - the vector equation of the line through A and B;
 - the cartesian equation of the line.

- 67 Find the vector equation of the line through the point A with position vector $\vec{OA} = (2, 1, 1)$ in the direction $\mathbf{d} = (1, 0, 1)$. Does this line pass through any of the points $(1, 1, 0)$, $(1, 1, 1)$, $(3, 1, 3)$, $(\frac{1}{2}, 1, -\frac{1}{2})$? Find the vector equation of the line through the point A and perpendicular to the plane of \vec{OA} and \mathbf{d} .

- 68 Show that the line joining $(2, 3, 4)$ to $(1, 2, 3)$ is perpendicular to the line joining $(1, 0, 2)$ to $(2, 3, -2)$.

- 69 Prove that the lines $\mathbf{r} = (1, 2, -1) + t(2, 2, 1)$ and $\mathbf{r} = (-1, -2, 3) + s(4, 6, -3)$ intersect, and find the coordinates of their point of intersection. Also find the acute angle between the lines.

- 70 P is a point on a straight line with position vector $\mathbf{r} = \mathbf{a} + t\mathbf{b}$. Show that

$$r^2 = a^2 + 2\mathbf{a} \cdot \mathbf{b}t + b^2t^2$$

By completing the square, show that r^2 is a minimum for the point P for which $t = -\mathbf{a} \cdot \mathbf{b}/b^2$. Show that at this point \vec{OP} is perpendicular to the line $\mathbf{r} = \mathbf{a} + t\mathbf{b}$. (This proves the well-known result that the shortest distance from a point to a line is the length of the perpendicular from that point to the line.)

- 71 Find the vector equation of the line through the points with position vectors $\mathbf{a} = (2, 0, -1)$ and $\mathbf{b} = (1, 2, 3)$. Write down the equivalent cartesian coordinate form. Does this line intersect the line through the points $\mathbf{c} = (0, 0, 1)$ and $\mathbf{d} = (1, 0, 1)$?

- 72 Find the shortest distance between the two lines

$$\mathbf{r} = (4, -2, 3) + t(2, 1, -1)$$

and

$$\mathbf{r} = (-7, -2, 1) + s(3, 2, 1)$$

4.3.3 Vector equation of a plane

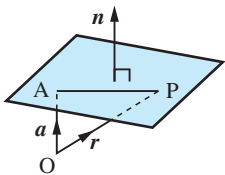


Figure 4.52
Equation of a plane;
 \mathbf{n} is perpendicular to
the plane.

To obtain the equation of a plane, we use the result that the line joining any two points in the plane is perpendicular to the normal to the plane, as illustrated in Figure 4.52. The vector \mathbf{n} is perpendicular to the plane, \mathbf{a} is the position vector of a given point A in the plane and \mathbf{r} is the position vector of any point P on the plane. The vector $\vec{AP} = \mathbf{r} - \mathbf{a}$ is perpendicular to \mathbf{n} , and hence

$$(\mathbf{r} - \mathbf{a}) \cdot \mathbf{n} = 0$$

so that

$$\mathbf{r} \cdot \mathbf{n} = \mathbf{a} \cdot \mathbf{n} \quad \text{or} \quad \mathbf{r} \cdot \mathbf{n} = p$$

(4.19)

is the general form for the **equation of a plane** with normal \mathbf{n} . In the particular case when \mathbf{n} is a unit vector, p in (4.19) represents the perpendicular distance from the origin to the plane. In cartesian form we take $\mathbf{n} = (\alpha, \beta, \gamma)$, and the equation becomes

$$\alpha x + \beta y + \gamma z = p \quad (4.20)$$

which is just a linear relation between the variables x , y and z .

Example 4.44

Find the equation of the plane through the three points

$$\mathbf{a} = (1, 1, 1), \quad \mathbf{b} = (0, 1, 2) \quad \text{and} \quad \mathbf{c} = (-1, 1, -1)$$

Solution

The vectors $\mathbf{a} - \mathbf{b} = (1, 0, -1)$ and $\mathbf{a} - \mathbf{c} = (2, 0, 2)$ will lie in the plane. The normal \mathbf{n} to the plane can thus be constructed as $(\mathbf{a} - \mathbf{b}) \times (\mathbf{a} - \mathbf{c})$, giving

$$\mathbf{n} = (1, 0, -1) \times (2, 0, 2) = (0, -4, 0)$$

Thus from (4.19) the equation of the plane is given by

$$\mathbf{r} \cdot \mathbf{n} = \mathbf{a} \cdot \mathbf{n}$$

or

$$\mathbf{r} \cdot (0, -4, 0) = (1, 1, 1) \cdot (0, -4, 0)$$

giving

$$\mathbf{r} \cdot (0, -4, 0) = -4$$

In cartesian form

$$(x, y, z) \cdot (0, -4, 0) = -4$$

or simply $y = 1$.

Example 4.45

A metal has a simple cubic lattice structure so that the atoms lie on the lattice points given by

$$\mathbf{r} = a(l, m, n)$$

where a is the lattice spacing and l, m, n are integers. The metallurgist needs to identify the points that lie on two lattice planes

$$\text{LP}_1 \quad \text{through } a(0, 0, 0), \quad a(1, 1, 0) \quad \text{and} \quad a(0, 1, 2)$$

$$\text{LP}_2 \quad \text{through } a(0, 0, 2), \quad a(1, 1, 0) \quad \text{and} \quad a(0, 1, 0)$$

Solution

The direction perpendicular to LP_1 is $(1, 1, 0) \times (0, 1, 2) = (2, -2, 1)$ and hence the equation of LP_1 is

$$\mathbf{r} \cdot (2, -2, 1) = 0 \quad \text{or in cartesian form} \quad 2x - 2y + z = 0 \quad (4.21)$$

The direction perpendicular to LP_2 is $(1, 1, -2) \times (0, 1, -2) = (0, 2, 1)$ and hence the equation of LP_2 is

$$\mathbf{r} \cdot (0, 2, 1) = 2 \quad \text{or in cartesian form} \quad 2y + z = 2 \quad (4.22)$$

Points that lie on both lattice planes must satisfy both (4.21) and (4.22). It is easiest to solve these equations in their cartesian form. The coordinates must be integers, so take $y = m$; then z can easily be calculated from (4.22) as

$$z = 2 - 2m$$

and then x is computed from (4.21) to be $x = 2m - 1$.

Hence the required points all lie on a line and take the form

$$\mathbf{r} = a(2m - 1, m, 2 - 2m)$$

where m is an integer.

Example 4.46

Find the point where the plane

$$\mathbf{r} \cdot (1, 1, 2) = 3$$

meets the line

$$\mathbf{r} = (2, 1, 1) + \lambda(0, 1, 2)$$

Solution At the point of intersection, \mathbf{r} must satisfy both equations, so

$$[(2, 1, 1) + \lambda(0, 1, 2)] \cdot (1, 1, 2) = 3$$

or

$$5 + 5\lambda = 3$$

so

$$\lambda = -\frac{2}{5}$$

Substituting back into the equation of the line gives the point of intersection as

$$\mathbf{r} = (2, \frac{3}{5}, \frac{1}{5})$$

Example 4.47

Find the equation of the line of intersection of the two planes $x + y + z = 5$ and $4x + y + 2z = 15$.

Solution In vector form the equations of the two planes are

$$\mathbf{r} \cdot (1, 1, 1) = 5$$

and

$$\mathbf{r} \cdot (4, 1, 2) = 15$$

The required line lies in both planes, and is therefore perpendicular to the vectors $(1, 1, 1)$ and $(4, 1, 2)$, which are normal to the individual planes. Hence a vector \mathbf{c} in the direction of the line is

$$\mathbf{c} = (1, 1, 1) \times (4, 1, 2) = (1, 2, -3)$$

To find the equation of the line, it remains only to find the coordinates of any point on the line. To do this, we are required to find the coordinates of a point satisfying the equation of the two planes. Taking $x = 0$, the corresponding values of y and z are given by

$$y + z = 5 \quad \text{and} \quad y + 2z = 15$$

that is, $y = -5$ and $z = 10$. Hence it can be checked that the point $(0, -5, 10)$ lies in both planes and is therefore a point on the line. From (4.16) the equation of the line is

$$\mathbf{r} = (0, -5, 10) + t(1, 2, -3)$$

or in cartesian form

$$\frac{x}{1} = \frac{y + 5}{2} = \frac{z - 10}{-3} = t$$

Example 4.48

Find the perpendicular distance from the point $P(2, -3, 4)$ to the plane $x + 2y + 2z = 13$.

Solution In vector form the equation of the plane is

$$\mathbf{r} \cdot (1, 2, 2) = 13$$

and a vector perpendicular to the plane is

$$\mathbf{n} = (1, 2, 2)$$

Thus from (4.16) the equation of a line perpendicular to the plane and passing through $P(2, -3, 4)$ is

$$\mathbf{r} = (2, -3, 4) + t(1, 2, 2)$$

This will meet the plane when

$$\mathbf{r} \cdot (1, 2, 2) = (2, -3, 4) \cdot (1, 2, 2) + t(1, 2, 2) \cdot (1, 2, 2) = 13$$

giving

$$4 + 9t = 13$$

so that

$$t = 1$$

Thus the line meets the plane at N having position vector

$$\mathbf{r} = (2, -3, 4) + 1(1, 2, 2) = (3, -1, 6)$$

Hence the perpendicular distance is

$$PN = \sqrt{[(3 - 2)^2 + (-1 + 3)^2 + (6 - 4)^2]} = 3$$

4.3.4 Exercises



Many of the exercises can be checked using the geom3d package in MAPLE.

- 73 Find the vector equation of the plane that passes through the points (1, 2, 3), (2, 4, 5) and (4, 5, 6). What is its cartesian equation?
- 74 Find the equation of the plane with perpendicular $\mathbf{n} = (1, -1, 1)$ that passes through the point with position vector (2, 3, 3). Show that the line with equation $\mathbf{r} = (-1, -1, 2) + t(2, 0, -2)$ lies in this plane.
- 75 Find the vector equation of the plane that contains the line $\mathbf{r} = \mathbf{a} + \lambda\mathbf{b}$ and passes through the point with position vector \mathbf{c} .
- 76 The line of intersection of two planes $\mathbf{r} \cdot \mathbf{n}_1 = p_1$ and $\mathbf{r} \cdot \mathbf{n}_2 = p_2$ lies in both planes. It is therefore perpendicular to both \mathbf{n}_1 and \mathbf{n}_2 . Give an expression for this direction, and so show that the equation of the line of intersection may be written as $\mathbf{r} = \mathbf{r}_0 + t(\mathbf{n}_1 \times \mathbf{n}_2)$, where \mathbf{r}_0 is any vector satisfying $\mathbf{r}_0 \cdot \mathbf{n}_1 = p_1$ and $\mathbf{r}_0 \cdot \mathbf{n}_2 = p_2$. Hence find the line of intersection of the planes $\mathbf{r} \cdot (1, 1, 1) = 5$ and $\mathbf{r} \cdot (4, 1, 2) = 15$.
- 77 Find the equation of the line through the point (1, 2, 4) and in the direction of the vector (1, 1, 2). Find where this line meets the plane $x + 3y - 4z = 5$.
- 78 Find the acute angle between the planes $2x + y - 2z = 5$ and $3x - 6y - 2z = 7$.
- 79 Given that $\mathbf{a} = (3, 1, 2)$ and $\mathbf{b} = (1, -2, -4)$ are the position vectors of the points P and Q respectively, find
- (a) the equation of the plane passing through Q and perpendicular to PQ;
- (b) the distance from the point $(-1, 1, 1)$ to the plane obtained in (a).
- 80 Find the equation of the line joining (1, -1, 3) to (3, 3, -1). Show that it is perpendicular to the plane $2x + 4y - 4z = 5$, and find the angle that the line makes with the plane $12x - 15y + 16z = 10$.
- 81 Find the equation of the plane through the line
- $$\mathbf{r} = (1, -3, 4) + t(2, 1, 1)$$
- and parallel to the line
- $$\mathbf{r} = s(1, 2, 3)$$
- 82 Find the equation of the line through $P(-1, 0, 1)$ that cuts the line $\mathbf{r} = (3, 2, 1) + t(1, 2, 2)$ at right angles at Q. Also find the length PQ and the equation of the plane containing the two lines.
- 83 Show that the equation of the plane through the points P_1, P_2 and P_3 with position vectors $\mathbf{r}_1, \mathbf{r}_2$ and \mathbf{r}_3 respectively takes the form
- $$\mathbf{r} \cdot [(\mathbf{r}_1 \times \mathbf{r}_2) + (\mathbf{r}_2 \times \mathbf{r}_3) + (\mathbf{r}_3 \times \mathbf{r}_1)] = \mathbf{r}_1 \cdot (\mathbf{r}_2 \times \mathbf{r}_3)$$

4.4 Engineering application: spin-dryer suspension

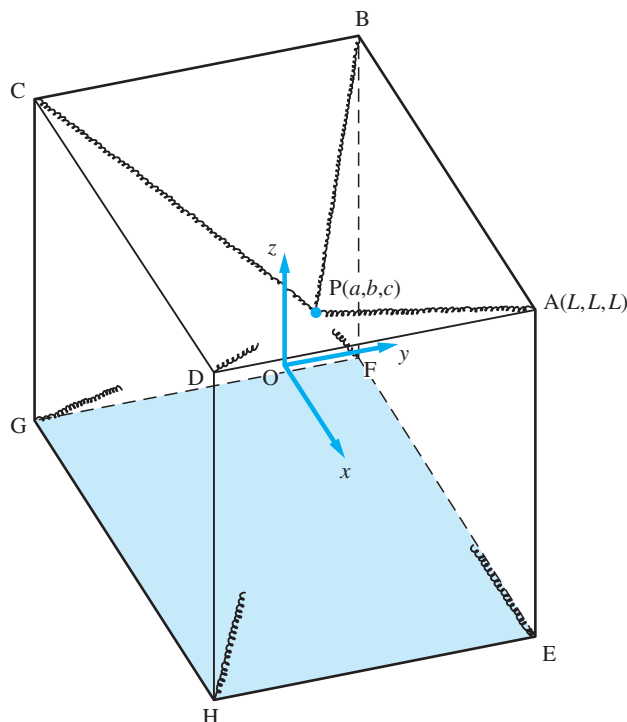
Vectors are at their most powerful when dealing with complicated three-dimensional situations. Geometrical and physical intuition are often difficult to use, and it becomes necessary to work quite formally to analyse such situations. For example, the front suspension of a motor car has two struts supported by a spring-and-damper system and subject to a variety of forces and torques from both the car and the wheels. To analyse the stresses and the vibrations in the various components of the structure is not easy, even in a two-dimensional version; the true three-dimensional problem provides a testing exercise for even the most experienced automobile engineer. Here a much simpler situation is analysed to illustrate the use of vectors.

4.4.1 Point-particle model

As with the car suspension, many machines are mounted on springs to isolate vibrations. A typical example is a spin-dryer, which consists of a drum connected to the casing by heavy springs. Oscillations can be very severe when spinning at high speed, and it is essential to know what forces are transmitted to the casing and hence to the mounts. Before the dynamical situation can be analysed, it is necessary to compute the restoring forces on the drum when it is displaced from its equilibrium position. This is a static problem that is best studied using vectors.

We model the spin-dryer as a heavy point particle connected to the eight corners of the casing by springs (Figure 4.53). The drum has weight W and the casing is taken to be a cube of side $2L$. The springs are all equal, having spring constant k and natural

Figure 4.53
The particle P is attached by equal springs to the eight corners of the cube.



length $L\sqrt{3}$. Thus when the drum is at the midpoint of the cube the springs are neither compressed nor extended.

The particle is displaced from its central position by a small amount (a, b, c) , where the natural coordinates illustrated in Figure 4.53 are used; the origin is at the centre of the cube and the axes are parallel to the sides. What is required is the total force acting on the particle arising from the weight and the springs. Clearly, this information is needed before any dynamical calculations can be performed. It will be assumed that the displacements are sufficiently small that squares $(a/L)^2$, $(b/L)^2$, $(c/L)^2$ and higher powers are neglected.

Consider a typical spring PA. The tension in the spring is assumed to obey Hooke's law: that the force is along PA and has magnitude proportional to extension. $\overrightarrow{PA}/|\overrightarrow{PA}|$ is the unit vector in the direction along PA, and $|\overrightarrow{PA}| - L\sqrt{3}$ is the extension of the spring over its natural length $L\sqrt{3}$, so in vector form the tension can be written as

$$\mathbf{T}_A = k \frac{\overrightarrow{PA}}{|\overrightarrow{PA}|} (|\overrightarrow{PA}| - L\sqrt{3}) \quad (4.23)$$

where k is the proportionality constant.

Now

$$\overrightarrow{PA} = \overrightarrow{OA} - \overrightarrow{OP} = (L - a, L - b, L - c)$$

so calculating the modulus squared gives

$$\begin{aligned} |\overrightarrow{PA}|^2 &= (L - a)^2 + (L - b)^2 + (L - c)^2 \\ &= 3L^2 - 2L(a + b + c) + \text{quadratic terms} \end{aligned}$$

Thus

$$|\overrightarrow{PA}| = \left[1 - \frac{2}{3L}(a + b + c) \right]^{1/2} L\sqrt{3}$$

and, on using the binomial expansion (see equation (7.16)) and neglecting quadratic and higher terms, we obtain

$$|\overrightarrow{PA}| = \left[1 - \frac{1}{3L}(a + b + c) \right] L\sqrt{3}$$

Putting the information acquired back into (4.23) gives

$$\mathbf{T}_A = kL \frac{(1 - a/L, 1 - b/L, 1 - c/L) (-1)(a + b + c)L\sqrt{3}}{[1 - (a + b + c)/3L]L\sqrt{3} \cdot 3L}$$

and by expanding again, using the binomial expansion to first order in a/L and so on, we obtain

$$\mathbf{T}_A = -\frac{1}{3}k(a + b + c)(1, 1, 1)$$

Similar calculations give

$$\mathbf{T}_B = -\frac{1}{3}k(-a + b + c)(-1, 1, 1)$$

$$\mathbf{T}_C = -\frac{1}{3}k(-a - b + c)(-1, -1, 1)$$

$$\mathbf{T}_D = -\frac{1}{3}k(a - b + c)(1, -1, 1)$$

$$T_E = -\frac{1}{3}k(a + b - c)(1, 1, -1)$$

$$T_F = -\frac{1}{3}k(-a + b - c)(-1, 1, -1)$$

$$T_G = -\frac{1}{3}k(-a - b - c)(-1, -1, -1)$$

$$T_H = -\frac{1}{3}k(a - b - c)(1, -1, -1)$$

The total spring force is therefore obtained by adding these eight tensions together:

$$\mathbf{T} = -\frac{8}{3}k(a, b, c)$$

The restoring force is therefore towards the centre of the cube, as expected, in the direction PO and with magnitude $\frac{8}{3}k$ times the length of PO.

When the weight is included, the total force is

$$\mathbf{F} = (-\frac{8}{3}ka, -\frac{8}{3}kb, -\frac{8}{3}kc - W)$$

If the drum just hangs in equilibrium then $\mathbf{F} = 0$, and hence

$$a = b = 0 \quad \text{and} \quad c = -\frac{3W}{8k}$$

Typical values are $W = 400 \text{ N}$ and $k = 10\,000 \text{ N m}^{-1}$, and hence

$$c = -3 \times 400/8 \times 10\,000 = -0.015 \text{ m}$$

so that the centre of the drum hangs 1.5 cm below the midpoint of the centre of the casing.

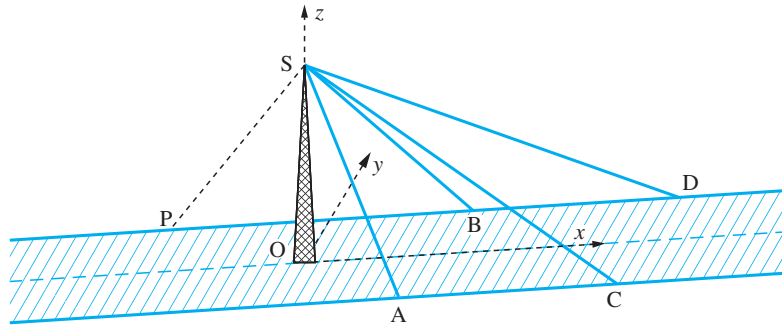
It is clear that the model used in this section is an idealized one, but it is helpful in describing how to calculate spring forces in complicated three-dimensional static situations. It also gives an idea of the size of the forces involved and the deflections. The next major step is to put these forces into the equations of motion of the drum; this, however, requires a good knowledge of calculus – and, in particular, of differential equations – so it is not appropriate at this point. You may wish to consider this problem after studying the relevant chapters later in this book. A more advanced model must include the fact that the drum is of finite size.

4.5 Engineering application: cable-stayed bridge

One of the standard methods of supporting bridges is with cables. Readers will no doubt be familiar with suspension bridges such as the Golden Gate in the USA, the Humber bridge in the UK and the Tsing Ma bridge in Hong Kong with their spectacular form. Cable-stayed bridges are similar in that they have towers and cables that support a roadway but they are not usually on such a grand scale as suspension bridges. They are often used when the foundations can only support a single tower at one end of the roadway. They are commonly seen on bridges over motorways and footbridges over steep narrow valleys.

In any of the situations described it is essential that information is available on the tension in the wire supports and the forces on the towers. The geometry is fully three-dimensional and quite complicated. Vectors provide a logical and efficient way of dealing with the situation.

Figure 4.54
Model of a stayed bridge.



4.5.1 A simple stayed bridge

There are many configurations that stayed bridges can take; they can have one or more towers and a variety of arrangements of stays. In Figure 4.54 a simple example of a cable-stayed footbridge is illustrated. It is constructed with a central vertical pillar with four ties attached by wires to the sides of the pathway.

Relative to the axes, with the z axis vertical, the various points are given, in metres, as $A(5, -2, 0.5)$, $B(10, 2, 1)$, $C(15, -2, 1.5)$, $D(20, 2, 1)$ and $S(0, 0, 10)$. Assuming the weight is evenly distributed, there is an equivalent weight of 2 kN at each of the four points A , B , C and D . An estimate is required of the tensions in the wires and the force at the tie point S .

The vectors along the ties can easily be evaluated:

$$\begin{aligned}\overrightarrow{AS} &= (-5, 2, 9.5), & \overrightarrow{BS} &= (-10, -2, 9) \\ \overrightarrow{CS} &= (-15, 2, 8.5), & \overrightarrow{DS} &= (-20, -2, 9)\end{aligned}$$

The tension at S in the tie AS can be written $T_A = t_A \overrightarrow{SA}$. Assuming the whole system is in equilibrium, the vertical components at A must be equal

$$T_A \cdot k = 2 \quad \text{and hence} \quad t_A = \frac{2}{9.5}$$

and the four tensions can be computed similarly.

$$\begin{aligned}T_A &= \frac{2}{9.5}(5, -2, -9.5) = (1.052, -0.421, -2) & \text{and} & \quad |T_A| = 2.299 \text{ kN} \\ T_B &= \frac{2}{9}(10, 2, -9) = (2.222, 0.444, -2) & \text{and} & \quad |T_B| = 3.022 \text{ kN} \\ T_C &= \frac{2}{8.5}(15, -2, -8.5) = (3.529, -0.471, -2) & \text{and} & \quad |T_C| = 4.084 \text{ kN} \\ T_D &= \frac{2}{9}(20, 2, -9) = (4.444, 0.444, -2) & \text{and} & \quad |T_D| = 4.894 \text{ kN}\end{aligned}$$

The total force acting at the tie point S is

$$T = T_A + T_B + T_C + T_D = (11.25, -0.004, -8)$$

Thus with straightforward addition of vectors we have been able to compute the tensions and the total force on the tower.

The question now is how to compensate for the total force on the tower and to try to ensure that it is subject to zero force or a force as small as possible. Suppose that it is decided to have just a single compensating tie wire attached to S and to one side on the pathway at P . It is assumed that on this side of the footbridge the pathway is flat and lies in the x - y plane. Where should we position the attachment of the compensating wire so that it produces zero horizontal force at S ?

Let the attachment point P on the side of the footbridge be $(-a, 2, 0)$ so that the tension in the compensating cable is

$$\mathbf{T}_p = t_p \overrightarrow{SP} = t_p(-a, 2, -10)$$

We require the y component of $(\mathbf{T} + \mathbf{T}_p)$ to be zero so that

$$2t_p - 0.004 = 0 \quad \text{and hence} \quad t_p = 0.002$$

which in turn gives for the x component

$$at_p = 11.248 \quad \text{and hence} \quad a = 5624 \text{ metres!}$$

Clearly the answer is ridiculous and either more than one compensating cable must be used or the y component can be neglected completely since the force in this direction is only 4 N.

As a second attempt we specify the attachment wire at $P(-5, 2, 0)$. Requiring the x component of $\mathbf{T} + \mathbf{T}_p$ to be zero we see that

$$\mathbf{T} + \mathbf{T}_p = \mathbf{T} + t_p \overrightarrow{SP} = (11.25, -0.004, -8) + t_p(-5, 2, -10)$$

gives $t_p = 2.25$. Hence the total force at S is $(0, 4.5, -30.5)$. Although the force in the x direction has been reduced to zero, an unacceptable side force on the tower in the y direction has been introduced.

In a further effort, we introduce two equal compensating wires connected to the points $P(-5, -2, 0)$ and $P'(-5, 2, 0)$. The total force at S is now

$$\begin{aligned} \mathbf{T} + \mathbf{T}_p + \mathbf{T}_{p'} &= \mathbf{T} + t_p \overrightarrow{SP} + t_p \overrightarrow{SP'} \\ &= (11.25, -0.004, -8) + t_p(-5, 2, -10) + t_p(-5, -2, -10) \end{aligned}$$

Now choosing $t_p = 1.125$ gives a total force $(0, -0.004, -30.5)$. We now have a satisfactory resolution of the problem with the only significant force being in the downwards direction.

The different forms of stayed-bridge construction will require a similar analysis to obtain an estimate of the forces involved. The example given should be viewed as illustrative.

4.6 Review exercises (1–22)



Check your answers using MATLAB whenever possible.

- 1 Given that $\mathbf{a} = 3\mathbf{i} - \mathbf{j} - 4\mathbf{k}$, $\mathbf{b} = -2\mathbf{i} + 4\mathbf{j} - 3\mathbf{k}$ and $\mathbf{c} = \mathbf{i} + 2\mathbf{j} - \mathbf{k}$, find
 - (a) the magnitude of the vector $\mathbf{a} + \mathbf{b} + \mathbf{c}$;
 - (b) a unit vector parallel to $3\mathbf{a} - 2\mathbf{b} + 4\mathbf{c}$;
 - (c) the angles between the vectors \mathbf{a} and \mathbf{b} and between \mathbf{b} and \mathbf{c} ;
 - (d) the position vector of the centre of mass of particles of masses 1, 2 and 3 placed at points A, B and C with position vectors \mathbf{a} , \mathbf{b} and \mathbf{c} respectively.
- 2 If the vertices X, Y and Z of a triangle have position vectors

$$\mathbf{x} = (2, 2, 6), \quad \mathbf{y} = (4, 6, 4) \quad \text{and} \quad \mathbf{z} = (4, 1, 7)$$
 relative to the origin O, find
 - (a) the midpoint of the side XY of the triangle;
 - (b) the area of the triangle;
 - (c) the volume of the tetrahedron OXYZ.
- 3 The vertices of a tetrahedron are the points

$$W(2, 1, 3), \quad X(3, 3, 3), \quad Y(4, 2, 4) \quad \text{and} \quad Z(3, 3, 5)$$
 Determine
 - (a) the vectors \overrightarrow{WX} and \overrightarrow{WY} ;
 - (b) the area of the face WXZ;
 - (c) the volume of the tetrahedron WXZY;
 - (d) the angles between the faces WXY and WYZ.

- 4 Given $\mathbf{a} = (-1, -3, -1)$, $\mathbf{b} = (q, 1, 1)$ and $\mathbf{c} = (1, 1, q)$ determine the values of q for which

- (a) \mathbf{a} is perpendicular to \mathbf{b}
 (b) $\mathbf{a} \times (\mathbf{b} \times \mathbf{c}) = 0$

- 5 Given the vectors $\mathbf{a} = (2, 1, 2)$ and $\mathbf{b} = (-3, 0, 4)$, evaluate the unit vectors $\hat{\mathbf{a}}$ and $\hat{\mathbf{b}}$. Use these unit vectors to find a vector that bisects the angle between \mathbf{a} and \mathbf{b} .

- 6 A triangle, ABC, is inscribed in a circle, centre O, with AOC as a diameter of the circle. Take $\overrightarrow{OA} = \mathbf{a}$ and $\overrightarrow{OB} = \mathbf{b}$. By evaluating $\overrightarrow{AB} \cdot \overrightarrow{CB}$ show that angle ABC is a right angle.

- 7 According to the inverse square law, the force on a particle of mass m_1 at the point P_1 due to a particle of mass m_2 at the point P_2 is given by

$$\gamma \frac{m_1 m_2}{r^2} \hat{\mathbf{r}} \quad \text{where } \mathbf{r} = \overrightarrow{P_1 P_2}$$

Particles of mass $3m$, $3m$, m are fixed at the points A(1, 0, 1), B(0, 1, 2) and C(2, 1, 2) respectively. Show that the force on the particle at A due to the presence of B and C is

$$\frac{2\gamma m^2}{\sqrt{3}}(-1, 2, 2)$$

- 8 Show that the vector \mathbf{a} which satisfies the vector equation

$$\mathbf{a} \times (\mathbf{i} + 2\mathbf{j}) = -2\mathbf{i} + \mathbf{j} + \mathbf{k}$$

must take the form $\mathbf{a} = (\alpha, 2\alpha - 1, 1)$. In addition the vector \mathbf{a} makes an angle $\cos^{-1}(\frac{1}{3})$ with the vector $(\mathbf{i} - \mathbf{j} + \mathbf{k})$ show that there are now two such vectors that satisfy both conditions.

- 9 The electric field at a point having position vector \mathbf{r} , due to a charge e at \mathbf{R} , is $e(\mathbf{r} - \mathbf{R})/|\mathbf{r} - \mathbf{R}|^3$. Find the electric field \mathbf{E} at the point P(2, 1, 1) given that there is a charge e at each of the points (1, 0, 0), (0, 1, 0) and (0, 0, 1).

- 10 Given that $\overrightarrow{OP} = (3, 1, 2)$ and $\overrightarrow{OQ} = (1, -2, -4)$ are the position vectors of the points P and Q respectively, find

- (a) the equation of the plane passing through Q and perpendicular to PQ;
 (b) the perpendicular distance from the point $(-1, 1, 1)$ to the plane.

- 11 (a) Determine the equation of the plane that passes through the points (1, 2, -2), $(-1, 1, -9)$

and $(2, -2, -12)$. Find the perpendicular distance from the origin to this plane.

- (b) Calculate the area of the triangle whose vertices are at the points (1, 1, 0), (1, 0, 1) and (0, 1, 1).

- 12 Find the point P on the line L through the points A(5, 1, 7) and B(6, 0, 8)

and the point Q on the line M through the points C(3, 1, 3) and D(-1, 3, 3)

such that the line through P and Q is perpendicular to both lines L and M. Verify that P and Q are at a distance $\sqrt{6}$ apart, and find the point where the line through P and Q intersects the coordinate plane Oxy.

- 13 The angular momentum vector \mathbf{H} of a particle of mass m is defined by

$$\mathbf{H} = \mathbf{r} \times (m\mathbf{v})$$

where $\mathbf{v} = \boldsymbol{\omega} \times \mathbf{r}$.

Using the result

$$\mathbf{a} \times (\mathbf{b} \times \mathbf{c}) = (\mathbf{a} \cdot \mathbf{c})\mathbf{b} - (\mathbf{a} \cdot \mathbf{b})\mathbf{c}$$

show that if \mathbf{r} is perpendicular to $\boldsymbol{\omega}$ then $\mathbf{H} = m\mathbf{r}^2\boldsymbol{\omega}$.

Given that $m = 100$, $\mathbf{r} = 0.1(\mathbf{i} + \mathbf{j} + \mathbf{k})$ and $\boldsymbol{\omega} = 5\mathbf{i} + 5\mathbf{j} - 10\mathbf{k}$ calculate

- (a) $(\mathbf{r} \cdot \boldsymbol{\omega})$ (b) \mathbf{H}

- 14 A particle of mass m , charge e and moving with velocity \mathbf{v} in a magnetic field of strength \mathbf{H} is known to have acceleration

$$\frac{e}{mc}(\mathbf{v} \times \mathbf{H})$$

where c is the speed of light. Show that the component of acceleration parallel to \mathbf{H} is zero.

- 15 A force \mathbf{F} is of magnitude 14 N and acts at the point A(3, 2, 4) in the direction of the vector $-2\mathbf{i} + 6\mathbf{j} + 3\mathbf{k}$. Find the moment of the force about the point B(1, 5, -2). Find also the angle between \mathbf{F} and \overrightarrow{AB} .

- 16 Points A, B, C have coordinates (1, 2, 1), $(-1, 1, 3)$ and $(-2, -2, -2)$ respectively.

Calculate the vector product $\overrightarrow{AB} \times \overrightarrow{AC}$, the angle BAC and a unit vector perpendicular to the plane containing A, B and C. Hence obtain

- (a) the equation of the plane ABC;
 (b) the equation of a second plane, parallel to ABC, and containing the point D(1, 1, 1);
 (c) the shortest distance between the point D and the plane containing A, B and C.

- 17 A plane Π passes through the three non-collinear points A, B and C having position vectors \mathbf{a} , \mathbf{b} and \mathbf{c} respectively. Show that the parametric vector equation of the plane Π is

$$\mathbf{r} = \mathbf{a} + \lambda(\mathbf{b} - \mathbf{a}) + \mu(\mathbf{c} - \mathbf{a})$$

The plane Π passes through the points $(-3, 0, 1)$, $(5, -8, -7)$ and $(2, 1, -2)$ and the plane Θ passes through the points $(3, -1, 1)$, $(1, -2, 1)$ and $(2, -1, 2)$. Find the parametric vector equation of Π and the normal vector equation of Θ , and hence show that their line of intersection is

$$\mathbf{r} = (1, -4, -3) + t(5, 1, -3)$$

where t is a scalar variable.

- 18 Two skew lines L_1, L_2 have respective equations

$$\frac{x+3}{4} = \frac{y-3}{-1} = \frac{z-2}{1} \quad \text{and}$$

$$\frac{x-1}{2} = \frac{y-5}{1} = \frac{z+3}{2}$$

Obtain the equation of a plane through L_1 parallel to L_2 and show that the shortest distance between the lines is 6.

- 19 The three vectors $\mathbf{a} = (1, 0, 0)$, $\mathbf{b} = (1, 1, 0)$ and $\mathbf{c} = (1, 1, 1)$ are given. Evaluate

(a) $\mathbf{a} \times \mathbf{b}$, $\mathbf{b} \times \mathbf{c}$, $\mathbf{c} \times \mathbf{a}$

(b) $\mathbf{a} \cdot (\mathbf{b} \times \mathbf{c})$

For the vector $\mathbf{d} = (2, -1, 2)$ calculate

(c) the parameters α, β, γ in the expression

$$\mathbf{d} = \alpha\mathbf{a} + \beta\mathbf{b} + \gamma\mathbf{c}$$

(d) the parameters p, q, r in the expression

$$\mathbf{d} = p\mathbf{a} \times \mathbf{b} + q\mathbf{b} \times \mathbf{c} + r\mathbf{c} \times \mathbf{a}$$

and show that

$$p = \frac{\mathbf{c} \cdot \mathbf{d}}{\mathbf{a} \cdot (\mathbf{b} \times \mathbf{c})}, \quad q = \frac{\mathbf{a} \cdot \mathbf{d}}{\mathbf{a} \cdot (\mathbf{b} \times \mathbf{c})} \quad \text{and}$$

$$r = \frac{\mathbf{b} \cdot \mathbf{d}}{\mathbf{a} \cdot (\mathbf{b} \times \mathbf{c})}$$

- 20 Given the line with parametric equation

$$\mathbf{r} = \mathbf{a} + \lambda\mathbf{d}$$

show that the perpendicular distance p from the origin to this line can take either of the forms

(i) $p = \frac{|\mathbf{a} \times \mathbf{d}|}{|\mathbf{d}|}$ (ii) $p = \left| \mathbf{a} - \frac{\mathbf{a} \cdot \mathbf{d}}{\mathbf{d} \cdot \mathbf{d}} \mathbf{d} \right|$

Find the parametric equation of the straight line through the points

$$A(1, 0, 2) \quad \text{and} \quad B(2, 3, 0)$$

and determine

(a) the length of the perpendicular from the origin to the line;

(b) the point at which the line intersects the y - z plane;

(c) the coordinates of the foot of the perpendicular to the line from the point $(1, 1, 1)$.

- 21 Given the three non-coplanar vectors \mathbf{a} , \mathbf{b} , \mathbf{c} , and defining $\mathbf{v} = \mathbf{a} \cdot \mathbf{b} \times \mathbf{c}$, three further vectors are defined as

$$\mathbf{a}' = \mathbf{b} \times \mathbf{c}/v \quad \mathbf{b}' = \mathbf{c} \times \mathbf{a}/v \quad \mathbf{c}' = \mathbf{a} \times \mathbf{b}/v$$

Show that

$$\mathbf{a} = \mathbf{b}' \times \mathbf{c}'/v' \quad \mathbf{b} = \mathbf{c}' \times \mathbf{a}'/v' \quad \mathbf{c} = \mathbf{a}' \times \mathbf{b}'/v'$$

where

$$v' = \mathbf{a}' \cdot \mathbf{b}' \times \mathbf{c}'$$

Deduce that

$$\mathbf{a} \cdot \mathbf{a}' = \mathbf{b} \cdot \mathbf{b}' = \mathbf{c} \cdot \mathbf{c}' = 1$$

$$\mathbf{a} \cdot \mathbf{b}' = \mathbf{a} \cdot \mathbf{c}' = \mathbf{b} \cdot \mathbf{a}' = \mathbf{b} \cdot \mathbf{c}' = \mathbf{c} \cdot \mathbf{a}' \\ = \mathbf{c} \cdot \mathbf{b}' = 0$$

If a vector is written in terms of \mathbf{a} , \mathbf{b} , \mathbf{c} as

$$\mathbf{r} = \alpha\mathbf{a} + \beta\mathbf{b} + \gamma\mathbf{c}$$

evaluate α, β, γ in terms of \mathbf{a}' , \mathbf{b}' and \mathbf{c}' .

Note: These sets of vectors are called **reciprocal sets** and are widely used in crystallography and materials science.

- 22 An unbalanced machine can be approximated by two masses, 2 kg and 1.5 kg, placed at the ends A and B respectively of light rods OA and OB of lengths 0.7 m and 1.1 m. The point O lies on the axis of rotation and OAB forms a plane perpendicular to this axis; OA and OB are at right angles. The machine rotates about the axis with an angular velocity ω , which gives a centrifugal force mrv^2 for a mass m and rod length r . Find the unbalanced force at the axis. To balance the machine a mass of 1 kg is placed at the end of a light rod OC so that C is coplanar with OAB. Determine the position of C.

5 Matrix Algebra

Chapter 5 Contents

5.1	Introduction	297
5.2	Basic concepts, definitions and properties	298
5.3	Determinants	327
5.4	The inverse matrix	339
5.5	Linear equations	345
5.6	Rank	376
5.7	The eigenvalue problem	387
5.8	Engineering application: spring systems	408
5.9	Engineering application: steady heat transfer through composite materials	411
5.10	Review exercises (1–26)	415

5.1 Introduction

The solution of simultaneous equations is part of elementary algebra. Many engineering problems can be formulated in terms of simultaneous equations, but in most practical situations the number of equations is extremely large and traditional methods of solution are not feasible. Even the question of whether solutions exist is not easy to answer. Setting up the equations in matrix form provides a systematic way of answering this question and also suggests practical methods of solution. Over the past 150 years or so, a large number of matrix techniques have been developed, and many have been applied to the solution of engineering and scientific problems. The advent of quantum mechanics and the matrix representation developed by Heisenberg did much to stimulate their popularity, since scientists and engineers were then able to appreciate the convenience and economy of matrix formulations.

In many problems the relationships between vector quantities can be represented by matrices. We saw earlier that vectors in three dimensions are represented by three numbers (x_1, x_2, x_3) with respect to some coordinate system (see Chapter 4). If the coordinate system is changed, the representation of the vector changes to another triple (x'_1, x'_2, x'_3) , related to the original through a matrix. In this three-dimensional case the matrix is a 3×3 array of numbers. Such matrices satisfy various addition and multiplication properties, which we shall develop in this chapter, and indeed it is change of axes that provides the most natural way of introducing the matrix product.

In the previous chapter we noted that forces provide an excellent example of vectors and that they have wide use in engineering. When we are dealing with a continuous medium – for instance when we try to specify the forces in a beam or an aircraft wing or the forces due to the flow of a fluid – we have to extend our ideas and define the **stress** at a point. This can be represented by a 3×3 matrix, and matrix algebra is therefore required for a better understanding of the mathematical manipulations involved.

Perhaps the major impact on engineering applications came with the advent of computers since these are ideally set up to deal with vectors and arrays (matrices), and matrix formulations of problems are therefore already in a form highly suitable for computation. Indeed, all of the widely used aspects of matrices are incorporated into most computer packages, either just for calculation or for the algebraic manipulation of matrices. Packages that are currently popular with students include MATLAB, which is highly suitable for numerical computation, and the Symbolic Math Toolbox in MATLAB, for algebraic manipulation. These packages are used throughout this chapter.

Many physical problems can be modelled using differential equations, and such models form the basis of much modern science and technology. Most of these equations cannot be solved analytically because of their complexity, and it is necessary to revert to numerical solution. This almost always involves convenient vector and matrix formulations. For instance, a popular method of analysing structures is in terms of finite elements. Finite-element packages have been developed over the past fifty years or so to deal with problems having 10^5 or more variables. A major part of such packages involves setting up the data in matrix form and then solving the resulting matrix equations. They are now used to design large buildings, to stress aircraft, to determine the flow through a turbine, to study waveguides and in many other situations of great interest to engineers and scientists.

In most of the previous comments, matrices are used to simplify the notation in problems that require the solution of sets of linear equations. It is in this context that engineers and scientists usually encounter matrices. The chapter will therefore focus largely on matrix properties and methods that relate to the solution of such linear equations.

5.2 Basic concepts, definitions and properties

Some examples will be used to introduce the basic concepts of matrices which will then be formally defined and developed. In particular, they will illustrate the matrix product, which is the most interesting property in the theory since it enables complicated sets of equations to be written in a convenient and compact way.

Intersection of planes

The first example is one from geometry. We saw earlier (see Section 4.3.3) that the equation of a plane can be written in the form

$$\alpha x + \beta y + \gamma z = p$$

where α , β , γ and p are constants. The four planes

$$\left. \begin{aligned} 4x + 2y + z &= 7 \\ 2x + y - z &= 5 \\ x + 2y + 2z &= 3 \\ 3x - 2y - z &= 0 \end{aligned} \right\} \quad (5.1)$$

meet in a single point. What are the coordinates of that point? Obviously they are those values of x , y and z that satisfy all four of (5.1) simultaneously.

Equations (5.1) provide an example of a mathematical problem that arises in a wide range of engineering problems: the simultaneous solution of a set of linear equations, as mentioned in the introduction. The general form of a linear equation is the sum of a set of variables, each multiplied only by a numerical factor, set equal to a constant. No variable is raised to any power or multiplied by any other variable. In this case we have four linear equations in three variables x , y and z . We shall see that there is a large body of mathematical theory concerning the solution of such equations.

As is common in mathematics, one of the first stages in solving the problem is to introduce a better notation to represent the problem. In this case we introduce the idea of an array of numbers called a **matrix**. We write

$$\mathbf{A} = \begin{bmatrix} 4 & 2 & 1 \\ 2 & 1 & -1 \\ 1 & 2 & 2 \\ 3 & -2 & -1 \end{bmatrix}$$

and call \mathbf{A} a 4×3 (read as '4 by 3') matrix; that is, a matrix with four rows and three columns. We also introduce an alternative notation for a vector, writing

$$\mathbf{X} = \begin{bmatrix} x \\ y \\ z \end{bmatrix} \quad \text{and} \quad \mathbf{b} = \begin{bmatrix} 7 \\ 5 \\ 3 \\ 0 \end{bmatrix}$$

We call these column vectors; they are 3×1 and 4×1 matrices respectively. Equations (5.1) can then be expressed in the form

$$\mathbf{AX} = \mathbf{b}$$

where the product of the matrix \mathbf{A} and the vector \mathbf{X} is understood to produce the left-hand sides of (5.1).

Change of axes

In many problems it is convenient to change rectangular axes Oxy coordinates to a new $Ox'y'$ coordinate system by rotating the Oxy system anticlockwise about the origin O through an angle θ , as illustrated in Figure 5.1. We then seek the relation between the coordinates (x, y) of a point P in the Oxy system and the coordinates (x', y') of P in the $Ox'y'$ system. Trigonometry gives

$$x = r \cos \phi, \quad y = r \sin \phi$$

and

$$x' = r \cos(\phi - \theta), \quad y' = r \sin(\phi - \theta)$$

Expanding the trigonometrical expressions gives

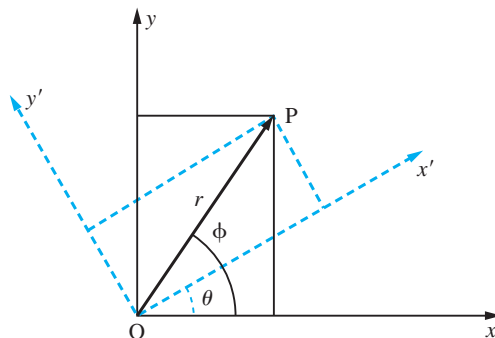
$$x' = r \cos \phi \cos \theta + r \sin \phi \sin \theta = x \cos \theta + y \sin \theta \quad (5.2)$$

$$y' = r \sin \phi \cos \theta - r \cos \phi \sin \theta = y \cos \theta - x \sin \theta$$

If we take

$$\mathbf{B} = \begin{bmatrix} \cos \theta & \sin \theta \\ -\sin \theta & \cos \theta \end{bmatrix}, \quad \mathbf{X} = \begin{bmatrix} x \\ y \end{bmatrix}, \quad \mathbf{X}' = \begin{bmatrix} x' \\ y' \end{bmatrix}$$

Figure 5.1
Change of axes
from Oxy to $Ox'y'$.



then (5.2) can be written in standard matrix notation as

$$\mathbf{X}' = \mathbf{B}\mathbf{X}$$

We see that a change of axes can be written in a natural manner in matrix form, with \mathbf{B} containing all the information about the transformation.

‘Ore’ problem

A more physical problem concerns the mixing of ores. Three ores are known to contain fractions of Pb, Fe, Cu and Mn as indicated in Figure 5.2. If we mix the ores so that there are x_1 kg of ore 1, x_2 kg of ore 2 and x_3 kg of ore 3 then we can compute the amount of each element as

$$\left. \begin{aligned} \text{amount of Pb} &= A_{\text{Pb}} = 0.1x_1 + 0.2x_2 + 0.3x_3 \\ \text{amount of Fe} &= A_{\text{Fe}} = 0.2x_1 + 0.3x_2 + 0.3x_3 \\ \text{amount of Cu} &= A_{\text{Cu}} = 0.6x_1 + 0.2x_2 + 0.2x_3 \\ \text{amount of Mn} &= A_{\text{Mn}} = 0.1x_1 + 0.3x_2 + 0.2x_3 \end{aligned} \right\} \quad (5.3)$$

We can rewrite the array in Figure 5.2 as a matrix

$$\mathbf{A} = \begin{bmatrix} 0.1 & 0.2 & 0.3 \\ 0.2 & 0.3 & 0.3 \\ 0.6 & 0.2 & 0.2 \\ 0.1 & 0.3 & 0.2 \end{bmatrix}$$

and if we define the vectors

$$\mathbf{M} = \begin{bmatrix} A_{\text{Pb}} \\ A_{\text{Fe}} \\ A_{\text{Cu}} \\ A_{\text{Mn}} \end{bmatrix} \quad \text{and} \quad \mathbf{X} = \begin{bmatrix} x_1 \\ x_2 \\ x_3 \end{bmatrix}$$

then the equations can be written in matrix form

$$\mathbf{M} = \mathbf{A}\mathbf{X}$$

with the product interpreted as in (5.3). The matrix \mathbf{A} has four rows and three columns, so it is a 4×3 matrix. \mathbf{M} and \mathbf{X} are column vectors; they are 4×1 and 3×1 matrices respectively.

Figure 5.2
Table of fractions in each kilogram of ore.

	<i>Ore 1</i>	<i>Ore 2</i>	<i>Ore 3</i>
Pb	0.1	0.2	0.3
Fe	0.2	0.3	0.3
Cu	0.6	0.2	0.2
Mn	0.1	0.3	0.2

In each of these examples arrays \mathbf{A} and \mathbf{B} and vectors \mathbf{X} and \mathbf{X}' appear in a natural way, and the method of multiplication of the arrays and vectors is consistent. We build on this idea to define matrices generally.

5.2.1 Definitions

An array of real numbers

$$\mathbf{A} = \begin{bmatrix} a_{11} & a_{12} & a_{13} & \cdots & a_{1n} \\ a_{21} & a_{22} & a_{23} & \cdots & a_{2n} \\ \vdots & \vdots & \vdots & & \vdots \\ a_{m1} & a_{m2} & a_{m3} & \cdots & a_{mn} \end{bmatrix} \quad (5.4)$$

is called a **matrix** of order $m \times n$, with m rows and n columns. The entry a_{ij} denotes the **element** in the i th row and j th column. The element can be real or complex (but in this chapter we deal mainly with real matrices). If $m = n$ then the array is square, and \mathbf{A} is then called a **square matrix** of order n . If the matrix has one column or one row

$$\mathbf{b} = \begin{bmatrix} b_1 \\ b_2 \\ \vdots \\ b_m \end{bmatrix} \quad \text{or} \quad \mathbf{c} = [c_1 \quad c_2 \quad \cdots \quad c_n] \quad (5.5)$$

then it is called a **column vector** or a **row vector** respectively. The row vector was used previously as the basic definition of a vector (see Section 4.2.2), but in matrix theory a vector is normally taken to be a column vector unless otherwise stated. This slight inconsistency in the notation between vector theory and matrix theory can be inconvenient, but it is so standard in the literature that we must accept it. We have to get used to vectors appearing in several different notations. It is also a common convention to use upper-case letters to represent matrices and lower-case ones for vectors. We shall adopt this convention in this chapter with one exception: the vectors

$$\begin{bmatrix} x \\ y \\ z \end{bmatrix} \quad \text{and} \quad \begin{bmatrix} x \\ y \end{bmatrix}$$

will be denoted by \mathbf{X} . (Vectors and matrices are further distinguished here by the use of a 'serif' bold face for the former (for example, \mathbf{b}) and a 'sans serif' bold face for the latter (for example, \mathbf{A})). As an example of the notation used, consider the matrix \mathbf{A} and the vector \mathbf{b}

$$\mathbf{A} = \begin{bmatrix} 0 & -1 & 2 \\ 3 & 0 & 1 \end{bmatrix} \quad \text{and} \quad \mathbf{b} = \begin{bmatrix} 0.15 \\ 1.11 \\ -3.01 \end{bmatrix}$$

The matrix \mathbf{A} is a 2×3 matrix with elements $a_{11} = 0$, $a_{12} = -1$, $a_{13} = 2$, $a_{21} = 3$ and so on. The vector \mathbf{b} is a column vector with elements $b_1 = 0.15$, $b_2 = 1.11$ and $b_3 = -3.01$.

In a square matrix of order n the diagonal containing the elements $a_{11}, a_{22}, \dots, a_{nn}$ is called the **principal, main or leading** diagonal. The sum of the elements of the leading diagonal is called the **trace** of the square matrix \mathbf{A} , that is

$$\text{trace } \mathbf{A} = a_{11} + a_{22} + \dots + a_{nn} = \sum_{i=1}^n a_{ii} \quad \text{The trace of } \mathbf{A} \text{ is also denoted } \text{tr}(\mathbf{A}).$$

A **diagonal matrix** is a square matrix that has its only non-zero elements along the leading diagonal. (It may have zeros on the leading diagonal also.)

$$\begin{bmatrix} a_{11} & 0 & 0 & \dots & 0 \\ 0 & a_{22} & 0 & \dots & 0 \\ 0 & 0 & a_{33} & \dots & 0 \\ \vdots & \vdots & \vdots & & \vdots \\ 0 & 0 & 0 & \dots & a_{nn} \end{bmatrix}$$

An important special case of a diagonal matrix is the **unit matrix** or **identity matrix** \mathbf{I} , for which $a_{11} = a_{22} = \dots = a_{nn} = 1$.

$$\mathbf{I} = \begin{bmatrix} 1 & 0 & 0 & \dots & 0 \\ 0 & 1 & 0 & \dots & 0 \\ 0 & 0 & 1 & \dots & 0 \\ \vdots & \vdots & \vdots & & \vdots \\ 0 & 0 & 0 & \dots & 1 \end{bmatrix}$$

The unit matrix can be written conveniently in terms of the Kronecker delta. This is defined as

$$\delta_{ij} = \begin{cases} 1 & \text{if } i = j \\ 0 & \text{if } i \neq j \end{cases}$$

The unit matrix thus has elements δ_{ij} . The notation \mathbf{I}_n is sometimes used to denote the $n \times n$ unit matrix where its size is important or not clear.

The **zero** or **null matrix** is the matrix with every element zero, and is written as either 0 or $\mathbf{0}$. Sometimes a zero matrix of order $m \times n$ is written $\mathbf{O}_{m \times n}$.

The **transposed matrix** \mathbf{A}^T of (5.4) is the matrix with elements $b_{ij} = a_{ji}$ and is written in full as the $n \times m$ matrix

$$\mathbf{A}^T = \begin{bmatrix} a_{11} & a_{21} & a_{31} & \dots & a_{m1} \\ a_{12} & a_{22} & a_{32} & \dots & a_{m2} \\ \vdots & \vdots & \vdots & & \vdots \\ a_{1n} & a_{2n} & a_{3n} & \dots & a_{mn} \end{bmatrix}$$

This is just the matrix in (5.4) with rows and columns interchanged. We may note from (5.5) that

$$\mathbf{b}^T = [b_1 \quad b_2 \quad \dots \quad b_m] \quad \text{and} \quad \mathbf{c}^T = \begin{bmatrix} c_1 \\ c_2 \\ \vdots \\ c_n \end{bmatrix}$$

so that a column vector is transposed to a row vector and vice versa.

If a square matrix is such that $\mathbf{A}^T = \mathbf{A}$ then $a_{ij} = a_{ji}$, and the elements are therefore symmetric about the diagonal. Such a matrix is called a **symmetric matrix**; symmetric matrices play important roles in many computations. If $\mathbf{A}^T = -\mathbf{A}$, so that $a_{ij} = -a_{ji}$, the matrix is called **skew-symmetric** or **antisymmetric**. Obviously the diagonal elements of a skew-symmetric matrix satisfy $a_{ii} = -a_{ii}$ and so must all be zero.

A few examples will illustrate these definitions:

$$\mathbf{A} = \begin{bmatrix} 2 & 3 \\ 1 & 2 \\ 4 & 5 \end{bmatrix} \text{ is a } 3 \times 2 \text{ matrix}$$

$$\mathbf{A}^T = \begin{bmatrix} 2 & 1 & 4 \\ 3 & 2 & 5 \end{bmatrix} \text{ is a } 2 \times 3 \text{ matrix}$$

$$\mathbf{B} = \begin{bmatrix} 1 & 2 & 3 \\ 2 & 3 & 4 \\ 3 & 4 & 5 \end{bmatrix} \text{ is a symmetric } 3 \times 3 \text{ matrix}$$

$$\text{trace } \mathbf{B} = 1 + 3 + 5 = 9$$

$$\mathbf{C} = \begin{bmatrix} 0 & 7 & -1 \\ -7 & 0 & 4 \\ 1 & -4 & 0 \end{bmatrix} \quad \text{and} \quad \mathbf{C}^T = \begin{bmatrix} 0 & -7 & 1 \\ 7 & 0 & -4 \\ -1 & 4 & 0 \end{bmatrix} \text{ are skew-symmetric } 3 \times 3 \text{ matrices}$$

$$\mathbf{D} = \begin{bmatrix} 2 & 0 & 0 \\ 0 & 3 & 0 \\ 0 & 0 & 4 \end{bmatrix} \text{ is a } 3 \times 3 \text{ diagonal matrix}$$

$$\text{trace } \mathbf{D} = 2 + 3 + 4 = 9$$

$$\mathbf{I} = \begin{bmatrix} 1 & 0 & 0 & 0 \\ 0 & 1 & 0 & 0 \\ 0 & 0 & 1 & 0 \\ 0 & 0 & 0 & 1 \end{bmatrix} \text{ is the } 4 \times 4 \text{ unit matrix (sometimes written } \mathbf{I}_4)$$

5.2.2 Basic operations of matrices

(a) Equality

Two matrices \mathbf{A} and \mathbf{B} are said to be **equal** if and only if all their elements are the same, $a_{ij} = b_{ij}$ for $1 \leq i \leq m$, $1 \leq j \leq n$, and this equality is written as

$$\mathbf{A} = \mathbf{B}$$

Note that this requires the two matrices to be of the same order $m \times n$.

(b) Addition and subtraction

Addition of matrices is straightforward; we can only add an $m \times n$ matrix to another $m \times n$ matrix, and an element of the sum is the sum of the corresponding elements. If \mathbf{A} has elements a_{ij} and \mathbf{B} has elements b_{ij} then $\mathbf{A} + \mathbf{B}$ has elements $a_{ij} + b_{ij}$.

$$\begin{aligned} & \begin{bmatrix} a_{11} & a_{12} & a_{13} & \dots \\ a_{21} & a_{22} & a_{23} & \dots \\ \vdots & \vdots & \vdots & \vdots \end{bmatrix} + \begin{bmatrix} b_{11} & b_{12} & b_{13} & \dots \\ b_{21} & b_{22} & b_{23} & \dots \\ \vdots & \vdots & \vdots & \vdots \end{bmatrix} \\ &= \begin{bmatrix} a_{11} + b_{11} & a_{12} + b_{12} & a_{13} + b_{13} & \dots \\ a_{21} + b_{21} & a_{22} + b_{22} & a_{23} + b_{23} & \dots \\ \vdots & \vdots & \vdots & \vdots \end{bmatrix} \end{aligned}$$

Similarly for subtraction, $\mathbf{A} - \mathbf{B}$ has elements $a_{ij} - b_{ij}$.

(c) Multiplication by a scalar

The matrix $\lambda\mathbf{A}$ has elements λa_{ij} ; that is, we just multiply each element by the scalar λ

$$\lambda \begin{bmatrix} a_{11} & a_{12} & a_{13} & \dots \\ a_{21} & a_{22} & a_{23} & \dots \\ \vdots & \vdots & \vdots & \vdots \end{bmatrix} = \begin{bmatrix} \lambda a_{11} & \lambda a_{12} & \lambda a_{13} & \dots \\ \lambda a_{21} & \lambda a_{22} & \lambda a_{23} & \dots \\ \vdots & \vdots & \vdots & \vdots \end{bmatrix}$$

(d) Properties of the transpose

From the definition, the transpose of a matrix is such that

$$(\mathbf{A} + \mathbf{B})^T = \mathbf{A}^T + \mathbf{B}^T$$

Similarly, we observe that

$$(\mathbf{A}^T)^T = \mathbf{A}$$

so that transposing twice gives back the original matrix (as we would reasonably expect).

We may note as a special case of this result that for a square matrix \mathbf{A}

$$(\mathbf{A}^T + \mathbf{A})^T = (\mathbf{A}^T)^T + \mathbf{A}^T = \mathbf{A} + \mathbf{A}^T$$

and hence $\mathbf{A}^T + \mathbf{A}$ must be a symmetric matrix. This proves to be a very useful result, which we shall see used in several places. Similarly, $\mathbf{A} - \mathbf{A}^T$ is a skew-symmetric matrix, so that any square matrix \mathbf{A} may be expressed as the sum of a symmetric and a skew-symmetric matrix:

$$\mathbf{A} = \frac{1}{2}(\mathbf{A} + \mathbf{A}^T) + \frac{1}{2}(\mathbf{A} - \mathbf{A}^T)$$

(e) Basic rules of addition

Because the usual rules of arithmetic are followed in the definitions of the sum of matrices and of multiplication by scalars, the

$$\text{commutative law } \mathbf{A} + \mathbf{B} = \mathbf{B} + \mathbf{A}$$

$$\text{associative law } (\mathbf{A} + \mathbf{B}) + \mathbf{C} = \mathbf{A} + (\mathbf{B} + \mathbf{C})$$

and

$$\text{distributive law } \lambda(\mathbf{A} + \mathbf{B}) = \lambda\mathbf{A} + \lambda\mathbf{B}$$

all hold for matrices. The reader may wish to prove the above rules.

Example 5.1

Let

$$\mathbf{A} = \begin{bmatrix} 1 & 2 & 1 \\ 1 & 1 & 2 \\ 1 & 1 & 1 \end{bmatrix}, \quad \mathbf{B} = \begin{bmatrix} 2 & 1 \\ 1 & 0 \\ 1 & 1 \end{bmatrix}, \quad \mathbf{C} = \begin{bmatrix} 0 & 1 & 1 \\ 0 & 0 & 1 \\ 1 & 0 & 0 \end{bmatrix}$$

Find, where possible, (a) $\mathbf{A} + \mathbf{B}$, (b) $\mathbf{A} + \mathbf{C}$, (c) $\mathbf{C} - \mathbf{A}$, (d) $3\mathbf{A}$, (e) $4\mathbf{B}$, (f) $\mathbf{C} + \mathbf{B}$, (g) $3\mathbf{A} + 2\mathbf{C}$, (h) $\mathbf{A}^T + \mathbf{A}$ and (i) $\mathbf{A} + \mathbf{C}^T + \mathbf{B}^T$.

Solution (a) $\mathbf{A} + \mathbf{B}$ is not possible, since \mathbf{A} is 3×3 and \mathbf{B} is 3×2 .

$$(b) \mathbf{A} + \mathbf{C} = \begin{bmatrix} 1+0 & 2+1 & 1+1 \\ 1+0 & 1+0 & 2+1 \\ 1+1 & 1+0 & 1+0 \end{bmatrix} = \begin{bmatrix} 1 & 3 & 2 \\ 1 & 1 & 3 \\ 2 & 1 & 1 \end{bmatrix}$$

$$(c) \mathbf{C} - \mathbf{A} = \begin{bmatrix} 0-1 & 1-2 & 1-1 \\ 0-1 & 0-1 & 1-2 \\ 1-1 & 0-1 & 0-1 \end{bmatrix} = \begin{bmatrix} -1 & -1 & 0 \\ -1 & -1 & -1 \\ 0 & -1 & -1 \end{bmatrix}$$

$$(d) 3\mathbf{A} = \begin{bmatrix} 3 & 6 & 3 \\ 3 & 3 & 6 \\ 3 & 3 & 3 \end{bmatrix}$$

$$(e) 4\mathbf{B} = \begin{bmatrix} 8 & 4 \\ 4 & 0 \\ 4 & 4 \end{bmatrix}$$

(f) $\mathbf{C} + \mathbf{B}$ is not possible, since \mathbf{C} and \mathbf{B} are not of the same order.

$$(g) 3\mathbf{A} + 2\mathbf{C} = \begin{bmatrix} 3 & 6 & 3 \\ 3 & 3 & 6 \\ 3 & 3 & 3 \end{bmatrix} + \begin{bmatrix} 0 & 2 & 2 \\ 0 & 0 & 2 \\ 2 & 0 & 0 \end{bmatrix} = \begin{bmatrix} 3 & 8 & 5 \\ 3 & 3 & 8 \\ 5 & 3 & 3 \end{bmatrix}$$

$$(h) \mathbf{A}^T + \mathbf{A} = \begin{bmatrix} 1 & 1 & 1 \\ 2 & 1 & 1 \\ 1 & 2 & 1 \end{bmatrix} + \begin{bmatrix} 1 & 2 & 1 \\ 1 & 1 & 2 \\ 1 & 1 & 1 \end{bmatrix} = \begin{bmatrix} 2 & 3 & 2 \\ 3 & 2 & 3 \\ 2 & 3 & 2 \end{bmatrix}$$

(Note that this matrix is symmetric.)

(i) $\mathbf{A} + \mathbf{C}^T + \mathbf{B}^T$ is not possible, since \mathbf{B}^T is not of the same order as \mathbf{A} and \mathbf{C}^T .

Example 5.2

A local roadside cafe serves beefburgers, eggs, chips and beans in four combination meals:

<i>Slimmers</i>	–	150 g chips	100 g beans	1 burger
<i>Normal</i>	1 egg	250 g chips	150 g beans	1 burger
<i>Jumbo</i>	2 eggs	350 g chips	200 g beans	2 burgers
<i>Veggie</i>	1 egg	200 g chips	150 g beans	–

A party orders 1 slimmer, 4 normal, 2 jumbo and 2 veggie meals. What is the total amount of materials that the kitchen staff need to cook? One of the customers sees the size of a jumbo meal and changes his order to a normal meal. How much less material will the kitchen staff need?

Solution The meals written in matrix form are

$$\mathbf{s} = \begin{bmatrix} 0 \\ 150 \\ 100 \\ 1 \end{bmatrix}, \quad \mathbf{n} = \begin{bmatrix} 1 \\ 250 \\ 150 \\ 1 \end{bmatrix}, \quad \mathbf{j} = \begin{bmatrix} 2 \\ 350 \\ 200 \\ 2 \end{bmatrix}, \quad \mathbf{v} = \begin{bmatrix} 1 \\ 200 \\ 150 \\ 0 \end{bmatrix}$$

and hence the kitchen requirements are

$$s + 4n + 2j + 2v = \begin{bmatrix} 10 \\ 2250 \\ 1400 \\ 9 \end{bmatrix}$$

The change in requirements is

$$j - n = \begin{bmatrix} 2 \\ 350 \\ 200 \\ 2 \end{bmatrix} - \begin{bmatrix} 1 \\ 250 \\ 150 \\ 1 \end{bmatrix} = \begin{bmatrix} 1 \\ 100 \\ 50 \\ 1 \end{bmatrix}$$

less materials needed.

Although this may appear to be a rather trivial example, the basic problem is identical to any production process that requires a supply of parts.

Example 5.3

(a) Show that the only solution to the vector equation

$$\alpha \begin{bmatrix} 1 \\ 1 \\ 1 \end{bmatrix} + \beta \begin{bmatrix} 0 \\ 1 \\ 1 \end{bmatrix} + \gamma \begin{bmatrix} 0 \\ 0 \\ 1 \end{bmatrix} = 0$$

is $\alpha = \beta = \gamma = 0$.

(b) Find a non-zero solution for $\alpha, \beta, \gamma, \delta$ to the vector equation

$$\alpha \begin{bmatrix} 1 \\ 1 \\ 0 \\ 0 \end{bmatrix} + \beta \begin{bmatrix} 1 \\ 2 \\ 1 \\ 0 \end{bmatrix} + \gamma \begin{bmatrix} 0 \\ 0 \\ 1 \\ 1 \end{bmatrix} + \delta \begin{bmatrix} 0 \\ 1 \\ 0 \\ -1 \end{bmatrix} = 0$$

Solution (a) Rewrite as

$$\alpha \begin{bmatrix} 1 \\ 1 \\ 1 \end{bmatrix} + \beta \begin{bmatrix} 0 \\ 1 \\ 1 \end{bmatrix} + \gamma \begin{bmatrix} 0 \\ 0 \\ 1 \end{bmatrix} = \begin{bmatrix} \alpha \\ \alpha + \beta \\ \alpha + \beta + \gamma \end{bmatrix} = 0$$

Hence $\alpha = 0$, $\alpha + \beta = 0$ and $\alpha + \beta + \gamma = 0$, equations which only have the solution $\alpha = \beta = \gamma = 0$.

(b) Adding the four row entries, which are all zero, gives the equations

$$\begin{aligned} \alpha + \beta &= 0 \\ \alpha + 2\beta + \delta &= 0 \end{aligned}$$

$$\beta + \gamma = 0$$

$$\gamma - \delta = 0$$

The first equation gives $\beta = -\alpha$, the third gives $\gamma = -\beta = \alpha$ and the fourth $\delta = \gamma = \alpha$. Substituting, the second equation is satisfied identically. Thus for any t the solution $\alpha = t, \beta = -t, \gamma = t, \delta = t$ satisfies all the equations.

The important concept of **linear dependence/independence** is illustrated in Example 5.3. It will be used later in the chapter and particularly in the discussion of the number of eigenvectors associated with a repeated eigenvalue (see Section 5.7.4). The vectors $\mathbf{a}_1, \mathbf{a}_2, \dots, \mathbf{a}_n$ form a **linearly independent** set if the *only* solution to the equation

$$\alpha_1 \mathbf{a}_1 + \alpha_2 \mathbf{a}_2 + \dots + \alpha_n \mathbf{a}_n = \mathbf{0}$$

is $\alpha_1 = \alpha_2 = \dots = \alpha_n = 0$. Otherwise the set is said to be **linearly dependent**. Note that in Example 5.3 the vectors in (a) are linearly independent and those in (b) are linearly dependent.



All the basic matrix operations may be implemented in MATLAB using simple commands.

A matrix is entered as an array, with row elements separated by a space (or a comma) and each row of elements separated by a semicolon. Thus, for example,

$$A = [1 \ 2 \ 3; \ 4 \ 0 \ 5; \ 7 \ 6 \ 2]$$

gives A as

$$A = \begin{array}{ccc} 1 & 2 & 3 \\ 4 & 0 & 5 \\ 7 & 6 & 2 \end{array}$$

The transpose of a matrix is written A' , with an apostrophe.

$$A' = \begin{array}{ccc} 1 & 4 & 7 \\ 2 & 0 & 6 \\ 3 & 5 & 2 \end{array}$$

and $\text{trace}(A)$ produces the obvious answer = 3.

Having specified two matrices A and B the usual operations are written

$$C = A + B, \quad C = A - B$$

and multiplication with a scalar as

$$C = 2*A + 3*B$$

5.2.3 Exercises



Check your answers using MATLAB whenever possible.

- 1 Given the matrices

$$\mathbf{a} = \begin{bmatrix} 1 \\ 2 \\ 0 \end{bmatrix}, \quad \mathbf{b} = [0 \quad 1 \quad 1],$$

$$\mathbf{C} = \begin{bmatrix} 3 & 2 & 1 \\ 1 & 2 & -1 \end{bmatrix}, \quad \mathbf{D} = \begin{bmatrix} 5 & 6 \\ 7 & 8 \\ 9 & 10 \end{bmatrix}$$

evaluate, where possible, (a) $\mathbf{a} + \mathbf{b}$, (b) $\mathbf{b}^T + \mathbf{a}$, (c) $\mathbf{b} + \mathbf{C}^T$, (d) $\mathbf{C} + \mathbf{D}$, (e) $\mathbf{D}^T + \mathbf{C}$.

- 2 Given the matrices

$$\mathbf{A} = \begin{bmatrix} 1 & 0 & 1 \\ 2 & 2 & 0 \\ 0 & 1 & 2 \end{bmatrix} \quad \text{and} \quad \mathbf{B} = \begin{bmatrix} -1 & 1 & 0 \\ 1 & 0 & -1 \\ 0 & -1 & 1 \end{bmatrix}$$

evaluate \mathbf{C} in the three cases.

- (a) $\mathbf{C} = \mathbf{A} + \mathbf{B}$ (b) $2\mathbf{A} + 3\mathbf{C} = 4\mathbf{B}$
 (c) $\mathbf{A} - \mathbf{C} = \mathbf{B} + \mathbf{C}$

- 3 Solve for the matrix \mathbf{X}

$$\mathbf{X} - 2 \begin{bmatrix} 3 & 2 & -1 \\ 7 & 2 & 6 \end{bmatrix} = \begin{bmatrix} -2 & 3 & 1 \\ 4 & 6 & 2 \end{bmatrix}$$

- 4 If

$$\mathbf{A} = \begin{bmatrix} 1 & 2 & -3 \\ 5 & 0 & 2 \\ 1 & -1 & 1 \end{bmatrix}, \quad \mathbf{B} = \begin{bmatrix} 3 & -1 & 2 \\ 4 & 2 & 5 \\ 2 & 0 & 5 \end{bmatrix}$$

$$\text{and } \mathbf{C} = \begin{bmatrix} 4 & 0 & -2 \\ 5 & 3 & 1 \\ 2 & 5 & 4 \end{bmatrix}$$

- (a) show that
 $\text{trace}(\mathbf{A} + \mathbf{B}) = \text{trace } \mathbf{A} + \text{trace } \mathbf{B}$
 (b) find \mathbf{D} so that $\mathbf{A} + \mathbf{D} = \mathbf{C}$
 (c) verify the associative law
 $(\mathbf{A} + \mathbf{B}) + \mathbf{C} = \mathbf{A} + (\mathbf{B} + \mathbf{C})$

- 5 Find the values of x, y, z and t from the equation

$$\begin{bmatrix} x & y - x + t \\ t - z & z - 1 \end{bmatrix} = \begin{bmatrix} 1 & 2 \\ 0 & 1 \end{bmatrix}$$

- 6 Find the values of α, β, γ that satisfy

$$\alpha \begin{bmatrix} 1 \\ 0 \\ 0 \end{bmatrix} + \beta \begin{bmatrix} 1 \\ -1 \\ 0 \end{bmatrix} + \gamma \begin{bmatrix} 0 \\ 1 \\ -1 \end{bmatrix} = \begin{bmatrix} 0 \\ 3 \\ -2 \end{bmatrix}$$

- 7 (a) Show that the vectors $\begin{bmatrix} 1 \\ 0 \\ 0 \end{bmatrix}, \begin{bmatrix} 1 \\ -1 \\ 0 \end{bmatrix}, \begin{bmatrix} 0 \\ 1 \\ -1 \end{bmatrix}$ are linearly independent.

- (b) Show that the vectors $\begin{bmatrix} 1 \\ 0 \\ 0 \end{bmatrix}, \begin{bmatrix} 1 \\ -1 \\ 0 \end{bmatrix}, \begin{bmatrix} 0 \\ 1 \\ -1 \end{bmatrix}, \begin{bmatrix} 0 \\ 3 \\ -2 \end{bmatrix}$ are linearly dependent.

- 8 Show that, for any vector $\begin{bmatrix} p \\ q \\ r \end{bmatrix}$, constants α, β, γ can always be found so that

$$\begin{bmatrix} p \\ q \\ r \end{bmatrix} = \alpha \begin{bmatrix} 1 \\ 1 \\ 0 \end{bmatrix} + \beta \begin{bmatrix} 1 \\ 0 \\ 1 \end{bmatrix} + \gamma \begin{bmatrix} 0 \\ 1 \\ 1 \end{bmatrix}$$

Note: Exercises 7(b) and 8 are special cases of a general result that given three 3×1 linearly independent vectors $\mathbf{a}, \mathbf{b}, \mathbf{c}$ then any 3×1 vector can be written $\alpha\mathbf{a} + \beta\mathbf{b} + \gamma\mathbf{c}$.

- 9 Given the matrix

$$\mathbf{A} = \lambda \begin{bmatrix} 1 & 0 \\ 0 & 1 \end{bmatrix} + \mu \begin{bmatrix} 1 & 1 \\ 0 & 1 \end{bmatrix} + \nu \begin{bmatrix} 0 & 0 \\ 0 & 1 \end{bmatrix}$$

- (a) find the value of λ, μ, ν so that $\mathbf{A} = \begin{bmatrix} 0 & -1 \\ 0 & 3 \end{bmatrix}$
 (b) show that no solution is possible if

$$\mathbf{A} = \begin{bmatrix} 1 & -1 \\ 1 & 0 \end{bmatrix}$$

- 10 Market researchers are testing customers' preferences for five products. There are four researchers who are allocated to different groups: researcher R_1 deals with men under 40, R_2 deals with men over 40, R_3 deals with women under 40 and R_4 deals with women over 40. They return their findings as a vector giving the number of customers with first preference for a particular product.

Product	R_1	R_2	R_3	R_4
a	$\begin{bmatrix} 23 \\ 34 \\ 18 \\ 9 \\ 16 \end{bmatrix}$	$\begin{bmatrix} 32 \\ 22 \\ 21 \\ 15 \\ 10 \end{bmatrix}$	$\begin{bmatrix} 28 \\ 33 \\ 22 \\ 10 \\ 7 \end{bmatrix}$	$\begin{bmatrix} 39 \\ 21 \\ 17 \\ 12 \\ 11 \end{bmatrix}$

Find the average over the whole sample. The company decides that the main target is older women, so it weights the returns in the ratio 1 : 1 : 2 : 3; find the weighted average.

- 11 A builder's yard organizes its stock in the form of a vector

Bricks – type A
 Bricks – type B
 Bricks – type C
 Bags of cement
 Tons of sand

The current stock, S , and the minimum stock, M , required to avoid running out of materials, are given as

$$S = \begin{bmatrix} 45 \\ 23 \\ 17 \\ 462 \\ 27 \end{bmatrix} \quad \text{and} \quad M = \begin{bmatrix} 5000 \\ 4000 \\ 3500 \\ 100 \\ 10 \end{bmatrix}$$

The firm has five lorries which take materials from stock for deliveries: Lorry1 makes three deliveries in the day with the same load each time; Lorry2 makes two deliveries in the day with the same load each time; the other lorries make one delivery. The loads are

$$L_1 = \begin{bmatrix} 5500 \\ 0 \\ 3800 \\ 75 \\ 3 \end{bmatrix} \quad L_2 = \begin{bmatrix} 2500 \\ 1500 \\ 0 \\ 40 \\ 2 \end{bmatrix} \quad L_3 = \begin{bmatrix} 7500 \\ 2000 \\ 1500 \\ 0 \\ 3 \end{bmatrix}$$

$$L_4 = \begin{bmatrix} 0 \\ 4000 \\ 2500 \\ 20 \\ 2 \end{bmatrix} \quad L_5 = \begin{bmatrix} 2000 \\ 0 \\ 1500 \\ 15 \\ 0 \end{bmatrix}$$

How much material has gone from stock, what is the current stock position and has any element gone below the minimum?

5.2.4 Matrix multiplication

The most important property of matrices as far as their practical applications are concerned is the multiplication of one matrix by another. Earlier we saw informally how multiplication arose and how to define multiplication of a matrix and a vector. The idea can be extended further by looking again at change of axes. We consider three coordinate systems in a plane, denoted by Ox_1x_2 , Oy_1y_2 , Oz_1z_2 , and related by the linear transformations illustrated as mappings A and B in Figure 5.3.

$$z_1 = a_{11}y_1 + a_{12}y_2, \quad y_1 = b_{11}x_1 + b_{12}x_2$$

$$z_2 = a_{21}y_1 + a_{22}y_2, \quad y_2 = b_{21}x_1 + b_{22}x_2$$

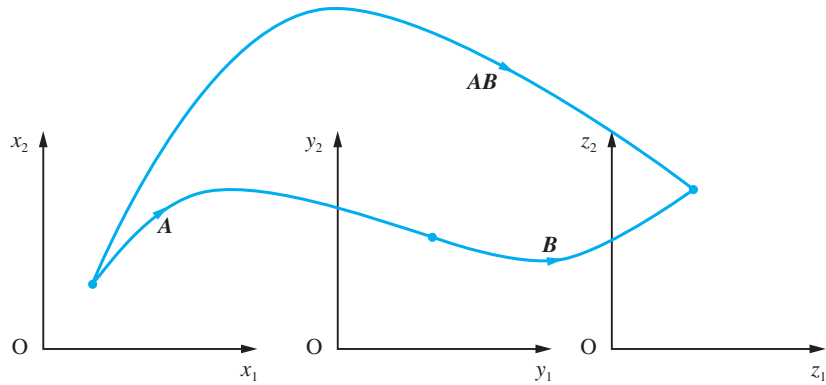
We then seek the composite transformation that expresses z_1, z_2 in terms of x_1, x_2 . This we can do by straight substitution:

$$z_1 = (a_{11}b_{11} + a_{12}b_{21})x_1 + (a_{11}b_{12} + a_{12}b_{22})x_2$$

$$z_2 = (a_{21}b_{11} + a_{22}b_{21})x_1 + (a_{21}b_{12} + a_{22}b_{22})x_2$$

Figure 5.3

Linear transformation, \mathbf{A} , from Ox_1x_2 to Oy_1y_2 and linear transformation, \mathbf{B} , from Oy_1y_2 to Oz_1z_2 and the composite, \mathbf{AB} , from Ox_1x_2 to Oz_1z_2 .

**Illustration**

$$\begin{aligned} z_1 &= y_1 + 3y_2 \\ z_2 &= 2y_1 - y_2 \\ y_1 &= -x_1 + 2x_2 \\ y_2 &= 2x_1 - x_2 \end{aligned}$$

Substitute to get

$$\begin{aligned} z_1 &= 5x_1 - x_2 \\ z_2 &= -4x_1 + 5x_2 \end{aligned}$$

In matrix form

$$\mathbf{A} = \begin{bmatrix} 1 & 3 \\ 2 & -1 \end{bmatrix}$$

$$\mathbf{B} = \begin{bmatrix} -1 & 2 \\ 2 & -1 \end{bmatrix}$$

$$\mathbf{AB} = \begin{bmatrix} 5 & -1 \\ -4 & 5 \end{bmatrix}$$

If we write the first two transformations as

$$\mathbf{A} = \begin{bmatrix} a_{11} & a_{12} \\ a_{21} & a_{22} \end{bmatrix} \quad \text{and} \quad \mathbf{B} = \begin{bmatrix} b_{11} & b_{12} \\ b_{21} & b_{22} \end{bmatrix}$$

then the composite transformation is written

$$\mathbf{AB} = \begin{bmatrix} a_{11}b_{11} + a_{12}b_{21} & a_{11}b_{12} + a_{12}b_{22} \\ a_{21}b_{11} + a_{22}b_{21} & a_{21}b_{12} + a_{22}b_{22} \end{bmatrix}$$

and this is precisely how we define the matrix product.

Definition

If \mathbf{A} is an $m \times p$ matrix with elements a_{ij} and \mathbf{B} a $p \times n$ matrix with elements b_{ij} then we define the **product** $\mathbf{C} = \mathbf{AB}$ as the $m \times n$ matrix with components

$$c_{ij} = \sum_{k=1}^p a_{ik} b_{kj} \quad \text{for } i = 1, \dots, m \quad \text{and} \quad j = 1, \dots, n$$

In pictorial form, the i th row of \mathbf{A} is multiplied term by term with the j th column of \mathbf{B} and the products are added to form the ij th component of \mathbf{C} . This is commonly referred to as the 'row-by-column' method of multiplication. Clearly, in order for multiplication to be possible, \mathbf{A} must have p columns and \mathbf{B} must have p rows otherwise the product \mathbf{AB} is not defined.

$$i \rightarrow \begin{bmatrix} \vdots \\ \dots \quad c_{ij} \quad \dots \\ \vdots \end{bmatrix} = i \rightarrow \begin{bmatrix} a_{i1} & a_{i2} & \dots & a_{ip} \end{bmatrix} \begin{bmatrix} b_{1j} \\ b_{2j} \\ \vdots \\ b_{pj} \end{bmatrix}$$

Example 5.4

Given

$$\mathbf{A} = \begin{bmatrix} 1 & 1 & 0 \\ 2 & 0 & 1 \end{bmatrix}, \quad \mathbf{B} = \begin{bmatrix} 2 & 0 \\ 0 & 1 \\ 1 & 3 \end{bmatrix},$$

$$\mathbf{b} = \begin{bmatrix} -1 \\ 2 \end{bmatrix}, \quad \mathbf{c} = \begin{bmatrix} 1 \\ 1 \\ -1 \end{bmatrix} \quad \text{and} \quad \mathbf{C} = \begin{bmatrix} 1 & -2 \\ -1 & 2 \\ -2 & 4 \end{bmatrix}$$

find (a) \mathbf{AB} , (b) \mathbf{BA} , (c) \mathbf{Bb} , (d) $\mathbf{A}^T\mathbf{b}$, (e) $\mathbf{c}^T(\mathbf{A}^T\mathbf{b})$ and (f) \mathbf{AC} .**Solution**

$$\begin{aligned} \text{(a) } \mathbf{AB} &= \begin{bmatrix} 1 & 1 & 0 \\ 2 & 0 & 1 \end{bmatrix} \begin{bmatrix} 2 & 0 \\ 0 & 1 \\ 1 & 3 \end{bmatrix} = \begin{bmatrix} \text{row 1} \times \text{col 1} & \text{row 1} \times \text{col 2} \\ \text{row 2} \times \text{col 1} & \text{row 2} \times \text{col 2} \end{bmatrix} \\ &= \begin{bmatrix} (1)(2) + (1)(0) + (0)(1) & (1)(0) + (1)(1) + (0)(3) \\ (2)(2) + (0)(0) + (1)(1) & (2)(0) + (0)(1) + (1)(3) \end{bmatrix} = \begin{bmatrix} 2 & 1 \\ 5 & 3 \end{bmatrix} \end{aligned}$$

$$\text{(b) } \mathbf{BA} = \begin{bmatrix} 2 & 0 \\ 0 & 1 \\ 1 & 3 \end{bmatrix} \begin{bmatrix} 1 & 1 & 0 \\ 2 & 0 & 1 \end{bmatrix} = \begin{bmatrix} 2+0 & 2+0 & 0+0 \\ 0+2 & 0+0 & 0+1 \\ 1+6 & 1+0 & 0+3 \end{bmatrix} = \begin{bmatrix} 2 & 2 & 0 \\ 2 & 0 & 1 \\ 7 & 1 & 3 \end{bmatrix}$$

(Note that \mathbf{BA} is not equal to \mathbf{AB} .)

$$\text{(c) } \mathbf{Bb} = \begin{bmatrix} 2 & 0 \\ 0 & 1 \\ 1 & 3 \end{bmatrix} \begin{bmatrix} -1 \\ 2 \end{bmatrix} = \begin{bmatrix} -2 \\ 2 \\ 5 \end{bmatrix}$$

$$\text{(d) } \mathbf{A}^T\mathbf{b} = \begin{bmatrix} 1 & 2 \\ 1 & 0 \\ 0 & 1 \end{bmatrix} \begin{bmatrix} -1 \\ 2 \end{bmatrix} = \begin{bmatrix} 3 \\ -1 \\ 2 \end{bmatrix}$$

$$\text{(e) } \mathbf{c}^T(\mathbf{A}^T\mathbf{b}) = [1 \quad 1 \quad -1] \begin{bmatrix} 3 \\ -1 \\ 2 \end{bmatrix} = [0] = 0$$

(Note that this matrix is the zero 1×1 matrix, which can just be written 0.)

$$\text{(f) } \mathbf{AC} = \begin{bmatrix} 1 & 1 & 0 \\ 2 & 0 & 1 \end{bmatrix} \begin{bmatrix} 1 & -2 \\ -1 & 2 \\ -2 & 4 \end{bmatrix} = \begin{bmatrix} 0 & 0 \\ 0 & 0 \end{bmatrix} = \mathbf{0}$$

(Note that the product \mathbf{AC} is zero even though neither \mathbf{A} nor \mathbf{C} is zero.)

Example 5.5

If

$$\mathbf{A} = \begin{bmatrix} 1 & 2 & 0 \\ 1 & 1 & 0 \\ 2 & 1 & 1 \end{bmatrix} \quad \text{and} \quad \mathbf{X} = \begin{bmatrix} x \\ y \\ z \end{bmatrix}$$

evaluate (a) $\mathbf{X}^T\mathbf{X}$, (b) $\mathbf{A}\mathbf{X}$, (c) $\mathbf{X}^T(\mathbf{A}\mathbf{X})$ and (d) $\frac{1}{2}\mathbf{X}^T[(\mathbf{A}^T + \mathbf{A})\mathbf{X}]$.**Solution**

$$(a) \mathbf{X}^T\mathbf{X} = [x \quad y \quad z] \begin{bmatrix} x \\ y \\ z \end{bmatrix} = x^2 + y^2 + z^2$$

$$(b) \mathbf{A}\mathbf{X} = \begin{bmatrix} 1 & 2 & 0 \\ 1 & 1 & 0 \\ 2 & 1 & 1 \end{bmatrix} \begin{bmatrix} x \\ y \\ z \end{bmatrix} = \begin{bmatrix} x + 2y \\ x + y \\ 2x + y + z \end{bmatrix}$$

$$(c) \mathbf{X}^T(\mathbf{A}\mathbf{X}) = [x \quad y \quad z] \begin{bmatrix} x + 2y \\ x + y \\ 2x + y + z \end{bmatrix} = (x^2 + 2xy) + (yx + y^2) + (2xz + yz + z^2) \\ = x^2 + y^2 + z^2 + 3xy + 2xz + yz$$

$$(d) \frac{1}{2}(\mathbf{A}^T + \mathbf{A}) = \begin{bmatrix} 1 & \frac{3}{2} & 1 \\ \frac{3}{2} & 1 & \frac{1}{2} \\ 1 & \frac{1}{2} & 1 \end{bmatrix}$$

and

$$\frac{1}{2}(\mathbf{A}^T + \mathbf{A})\mathbf{X} = \begin{bmatrix} 1 & \frac{3}{2} & 1 \\ \frac{3}{2} & 1 & \frac{1}{2} \\ 1 & \frac{1}{2} & 1 \end{bmatrix} \begin{bmatrix} x \\ y \\ z \end{bmatrix} = \begin{bmatrix} x + \frac{3}{2}y + z \\ \frac{3}{2}x + y + \frac{1}{2}z \\ x + \frac{1}{2}y + z \end{bmatrix}$$

Therefore

$$\frac{1}{2}\mathbf{X}^T[(\mathbf{A}^T + \mathbf{A})\mathbf{X}] = [x \quad y \quad z] \begin{bmatrix} x + \frac{3}{2}y + z \\ \frac{3}{2}x + y + \frac{1}{2}z \\ x + \frac{1}{2}y + z \end{bmatrix} \\ = x^2 + y^2 + z^2 + 3xy + 2xz + yz$$

(Note that this is the same as the result of part (c).)

There are several points to note from the preceding examples. One-by-one matrices are just numbers, so the square brackets become redundant and are usually omitted. The

expression $\mathbf{X}^T\mathbf{X}$ just gives the square of the length of the vector \mathbf{X} in the usual sense, namely $\mathbf{X}^T\mathbf{X} = x^2 + y^2 + z^2$. Similarly,

$$\mathbf{X}^T\mathbf{X}' = [x \quad y \quad z] \begin{bmatrix} x' \\ y' \\ z' \end{bmatrix} = xx' + yy' + zz'$$

which is the usual **scalar** or **inner product**, here written in matrix form. The expression $\mathbf{A}\mathbf{X}$ gives a column vector with linear expressions as its elements. Using Example 5.5(b), we can rewrite the linear equations

$$x + 2y = 3$$

$$x + y = 4$$

$$2x + y + z = 5$$

as

$$\begin{bmatrix} 1 & 2 & 0 \\ 1 & 1 & 0 \\ 2 & 1 & 1 \end{bmatrix} \begin{bmatrix} x \\ y \\ z \end{bmatrix} = \begin{bmatrix} 3 \\ 4 \\ 5 \end{bmatrix}$$

which may be written in the standard matrix form for linear equations as

$$\mathbf{A}\mathbf{X} = \mathbf{b}$$

It is also important to realize that if $\mathbf{A}\mathbf{B} = \mathbf{0}$ it does not follow that either \mathbf{A} or \mathbf{B} is zero. In Example 5.4(f) we saw that the product $\mathbf{A}\mathbf{C} = \mathbf{0}$, but neither \mathbf{A} nor \mathbf{C} is the zero matrix.



Matrix multiplication is an important part of computer packages and is easily implemented.

If \mathbf{A} and \mathbf{B} have been defined and have the correct dimensions then

$$\mathbf{A} * \mathbf{B} \quad \text{and} \quad \mathbf{A}^2$$

have the usual meaning of matrix multiplication and squaring.

On the other hand, $\mathbf{A} . * \mathbf{B}$ multiplies entry by entry on \mathbf{A} and \mathbf{B} , and $\mathbf{A} . ^2$ squares each entry of \mathbf{A} .

For matrices involving algebraic quantities, or when exact arithmetic is desirable, use of the Symbolic Math Toolbox is required; in which case the matrices \mathbf{A} and \mathbf{B} must be expressed in symbolic form using the `sym` command, that is

$$\mathbf{A} = \text{sym}(\mathbf{A}); \quad \mathbf{B} = \text{sym}(\mathbf{B})$$

5.2.5 Exercises



Most of these exercises can be checked using MATLAB. For non-numerical exercises use the Symbolic Math Toolbox of MATLAB.

- 12 Given the matrices

$$\mathbf{A} = \begin{bmatrix} 1 & 1 & 1 \\ 1 & 1 & 1 \\ 0 & 0 & -1 \end{bmatrix}, \quad \mathbf{B} = \begin{bmatrix} 1 & 1 & 0 \\ 1 & 1 & 0 \\ 0 & 0 & -1 \end{bmatrix}$$

and

$$\mathbf{C} = \begin{bmatrix} 0 & 2 \\ 1 & 1 \\ -1 & -1 \end{bmatrix}$$

evaluate \mathbf{AB} , \mathbf{AC} , \mathbf{BC} , \mathbf{CA} and \mathbf{BA}^T . Which if any of these are diagonal, unit or symmetric?

- 13 The matrices

$$\mathbf{A} = \begin{bmatrix} 1 & 2 & 1 \\ 3 & 0 & 2 \end{bmatrix}, \quad \mathbf{B} = \begin{bmatrix} 4 & 1 & 3 \\ 0 & 2 & 1 \end{bmatrix}$$

and

$$\mathbf{C} = \begin{bmatrix} 1 & 2 \\ 3 & 1 \\ 2 & 3 \end{bmatrix}$$

are given.

- (a) Which of the following make sense: \mathbf{AB} , \mathbf{AC} , \mathbf{BC} , \mathbf{AB}^T , \mathbf{AC}^T and \mathbf{BC}^T ?
 (b) Evaluate those products that do exist.
 (c) Evaluate $(\mathbf{A}^T\mathbf{B})\mathbf{C}$ and $\mathbf{A}^T(\mathbf{BC})$ and show that they are equal.

- 14 (a) Represent each of the linear transformations

$$\begin{aligned} y_1 &= x_1 + 2x_2 & z_1 &= 2y_2 \\ y_2 &= x_1 - x_2 & z_2 &= y_1 + y_2 \end{aligned}$$

in matrix form and find the composite transformation that expresses z_1, z_2 in terms of x_1, x_2 .

- (b) Represent each of the linear transformations

$$\begin{aligned} y_1 &= x_1 + 2x_2 & z_1 &= y_1 \\ y_2 &= x_2 + x_3 & \text{and} & \quad z_2 = y_1 - y_2 \\ y_3 &= 3x_1 + x_3 & z_3 &= y_1 + 2y_2 + 3y_3 \end{aligned}$$

in matrix form and find the composite transformation that expresses z_1, z_2, z_3 in terms of x_1, x_2, x_3 .

- 15 Given

$$\mathbf{A} = \begin{bmatrix} 3 & 2 \\ 5 & 4 \end{bmatrix} \quad \text{and} \quad \mathbf{B} = \begin{bmatrix} 4 & -2 \\ -5 & 3 \end{bmatrix}$$

evaluate \mathbf{AB} and \mathbf{BA} and hence show that these two matrices commute. Solve the equation

$$\mathbf{AX} = \begin{bmatrix} 1 \\ 0 \end{bmatrix}$$

for the vector \mathbf{X} by multiplying both sides by \mathbf{B} .

- 16 Show that for any x the matrix

$$\mathbf{A} = \begin{bmatrix} \cos(2x) & \sin(2x) \\ \sin(2x) & -\cos(2x) \end{bmatrix}$$

satisfies the relation $\mathbf{A}^2 = \mathbf{I}$.

- 17 If

$$\mathbf{A} = \begin{bmatrix} a & b \\ -b & a \end{bmatrix} \quad \text{and} \quad \mathbf{B} = \begin{bmatrix} c & d \\ -d & c \end{bmatrix}$$

show that the product \mathbf{AB} has exactly the same form.

- 18 Given

$$\mathbf{A} = \begin{bmatrix} 1 & 2 & 3 \\ 3 & 4 & 5 \\ 5 & 6 & 7 \end{bmatrix}, \quad \mathbf{X} = \begin{bmatrix} x \\ y \\ z \end{bmatrix} \quad \text{and} \quad \mathbf{b} = \begin{bmatrix} 2 \\ 3 \\ 4 \end{bmatrix}$$

evaluate $\mathbf{X}^T\mathbf{X}$ and $\mathbf{X}^T\mathbf{AX}$ and write out the equations given by $\mathbf{AX} = \mathbf{b}$.

5.2.6 Properties of matrix multiplication

We now consider the basic properties of matrix multiplication. These may be proved using the definition of matrix multiplication and this is left as an exercise for the reader.

(a) Commutative law

Matrices *do not commute in general*, although they may do in special cases. In Example 5.4 we saw that $\mathbf{AB} \neq \mathbf{BA}$, and a further example illustrates the same result:

$$\mathbf{A} = \begin{bmatrix} 1 & 0 \\ 0 & 0 \end{bmatrix}, \quad \mathbf{B} = \begin{bmatrix} 1 & 2 \\ 1 & 0 \end{bmatrix}$$

$$\mathbf{AB} = \begin{bmatrix} 1 & 2 \\ 0 & 0 \end{bmatrix}, \quad \mathbf{BA} = \begin{bmatrix} 1 & 0 \\ 1 & 0 \end{bmatrix}$$

so again $\mathbf{AB} \neq \mathbf{BA}$. The products do not necessarily have the same size, as shown in Examples 5.4(a and b), where \mathbf{AB} is a 2×2 matrix while \mathbf{BA} is 3×3 . In fact, even if \mathbf{AB} exists, it does not follow that \mathbf{BA} does. Take, for example, the matrices

$$\mathbf{a} = [1 \quad 1 \quad 1] \quad \text{and} \quad \mathbf{B} = \begin{bmatrix} 1 & 2 \\ 2 & 1 \\ 1 & 1 \end{bmatrix}. \quad \text{The product } \mathbf{aB} = [4 \quad 4] \text{ is well defined but } \mathbf{Ba}$$

cannot be computed since a 3×2 matrix cannot be multiplied on the right by a 1×3 matrix. Thus order matters, and we need to distinguish between \mathbf{AB} and \mathbf{BA} . To do this, we talk of **pre-multiplication** of \mathbf{B} by \mathbf{A} to form \mathbf{AB} , and **post-multiplication** of \mathbf{B} by \mathbf{A} to form \mathbf{BA} .

(b) Associative law

It follows from the definition of the matrix product and a careful use of double summations that

$$\mathbf{A}(\mathbf{BC}) = (\mathbf{AB})\mathbf{C}$$

where \mathbf{A} is $m \times p$, \mathbf{B} is $p \times q$ and \mathbf{C} is $q \times n$.

Matrix multiplication is associative and we can therefore omit the brackets.

(c) Distributive law over multiplication by a scalar

$$(\lambda\mathbf{A})\mathbf{B} = \mathbf{A}(\lambda\mathbf{B}) = \lambda\mathbf{AB} \text{ holds}$$

(d) Distributive law over addition

$$(\mathbf{A} + \mathbf{B})\mathbf{C} = \mathbf{AC} + \mathbf{BC} \quad \text{and} \quad \mathbf{A}(\mathbf{B} + \mathbf{C}) = \mathbf{AB} + \mathbf{AC}$$

so we can multiply out brackets in the usual way, but making sure that the order of the products is maintained.

(e) Multiplication by unit matrices

If \mathbf{A} is an $m \times n$ matrix and if \mathbf{I}_m and \mathbf{I}_n are the unit matrices of orders m and n then

$$\mathbf{I}_m \mathbf{A} = \mathbf{A} \mathbf{I}_n = \mathbf{A}$$

Thus pre- or post-multiplication by the appropriate unit matrix leaves \mathbf{A} unchanged.

(f) Transpose of a product

$$(\mathbf{AB})^T = \mathbf{B}^T \mathbf{A}^T$$

where \mathbf{A} is an $m \times p$ matrix and \mathbf{B} a $p \times n$ matrix. The proof follows from the definition of matrix transpose and matrix multiplication but requires careful treatment of summation signs. Thus the transpose of the product of matrices is the product of the transposed matrices in the reverse order.

Example 5.6

Given the matrices

$$\mathbf{A} = \begin{bmatrix} 1 & 2 & 2 \\ 0 & 1 & 1 \\ 1 & 0 & 1 \end{bmatrix}, \quad \mathbf{B} = \begin{bmatrix} 1 & -2 & 0 \\ 1 & -1 & -1 \\ -1 & 2 & 1 \end{bmatrix}, \quad \mathbf{X} = \begin{bmatrix} x \\ y \\ z \end{bmatrix} \quad \text{and} \quad \mathbf{c} = \begin{bmatrix} 1 \\ 0 \\ 1 \end{bmatrix}$$

- (a) find (i) \mathbf{AB} , (ii) $(\mathbf{AB})^T$ and (iii) $\mathbf{B}^T \mathbf{A}^T$;
 (b) pre-multiply each side of the equation $\mathbf{BX} = \mathbf{c}$ by \mathbf{A} .

Solution (a) It would be a useful exercise to check these products using MATLAB.

$$(i) \mathbf{AB} = \begin{bmatrix} 1 & 2 & 2 \\ 0 & 1 & 1 \\ 1 & 0 & 1 \end{bmatrix} \begin{bmatrix} 1 & -2 & 0 \\ 1 & -1 & -1 \\ -1 & 2 & 1 \end{bmatrix} = \begin{bmatrix} 1 & 0 & 0 \\ 0 & 1 & 0 \\ 0 & 0 & 1 \end{bmatrix} = \mathbf{I}$$



The MATLAB commands

```
A = [1 2 2; 0 1 1; 1 0 1];
B = [1 -2 0; 1 -1 -1; -1 2 1]; A*B
```

produce the correct unit matrix.

$$(ii) (\mathbf{AB})^T = \begin{bmatrix} 1 & 0 & 0 \\ 0 & 1 & 0 \\ 0 & 0 & 1 \end{bmatrix} = \mathbf{I}$$

$$(iii) \mathbf{B}^T \mathbf{A}^T = \begin{bmatrix} 1 & 1 & -1 \\ -2 & -1 & 2 \\ 0 & -1 & 1 \end{bmatrix} \begin{bmatrix} 1 & 0 & 1 \\ 2 & 1 & 0 \\ 2 & 1 & 1 \end{bmatrix} = \begin{bmatrix} 1 & 0 & 0 \\ 0 & 1 & 0 \\ 0 & 0 & 1 \end{bmatrix} = \mathbf{I}$$

(b) The equation $\mathbf{B}\mathbf{X} = \mathbf{c}$ can be rewritten as

$$\begin{bmatrix} 1 & -2 & 0 \\ 1 & -1 & -1 \\ -1 & 2 & 1 \end{bmatrix} \begin{bmatrix} x \\ y \\ z \end{bmatrix} = \begin{bmatrix} 1 \\ 0 \\ 1 \end{bmatrix} \text{ or } \begin{cases} x - 2y = 1 \\ x - y - z = 0 \\ -x + 2y + z = 1 \end{cases}$$

If we now pre-multiply the equation by \mathbf{A} we obtain

$$\mathbf{A}\mathbf{B}\mathbf{X} = \mathbf{A}\mathbf{c}$$

and since $\mathbf{A}\mathbf{B} = \mathbf{I}$, we obtain

$$\mathbf{I}\mathbf{X} = \begin{bmatrix} 1 & 2 & 2 \\ 0 & 1 & 1 \\ 1 & 0 & 1 \end{bmatrix} \begin{bmatrix} 1 \\ 0 \\ 1 \end{bmatrix} = \begin{bmatrix} 3 \\ 1 \\ 2 \end{bmatrix} \text{ or } \begin{bmatrix} x \\ y \\ z \end{bmatrix} = \begin{bmatrix} 3 \\ 1 \\ 2 \end{bmatrix}$$

and we see that we have a solution to our set of linear equations.



In MATLAB the solution \mathbf{X} to the set of linear equations $\mathbf{B}\mathbf{X} = \mathbf{c}$ is determined by the command `B\c`. Check that the commands

```
B = [1 -2 0; 1 -1 -1; -1 2 1];
c = [1;0;1];
B\c
```

return the given answer.

Example 5.7

Given the three matrices

$$\mathbf{A} = \begin{bmatrix} 1 & -1 & 1 \\ -2 & 0 & 3 \\ 0 & 1 & -2 \end{bmatrix}, \quad \mathbf{B} = \begin{bmatrix} 0 & 0 & 1 \\ 0 & 2 & 3 \\ 1 & 2 & 3 \end{bmatrix} \quad \text{and} \quad \mathbf{C} = \begin{bmatrix} 2 & 3 \\ -1 & 2 \\ -3 & 1 \end{bmatrix}$$

verify the associative law and the distributive law over addition.

Solution

$$\text{Now } \mathbf{BC} = \begin{bmatrix} 0 & 0 & 1 \\ 0 & 2 & 3 \\ 1 & 2 & 3 \end{bmatrix} \begin{bmatrix} 2 & 3 \\ -1 & 2 \\ -3 & 1 \end{bmatrix} = \begin{bmatrix} -3 & 1 \\ -11 & 7 \\ -9 & 10 \end{bmatrix} \quad \text{and}$$

$$\mathbf{A}(\mathbf{BC}) = \begin{bmatrix} 1 & -1 & 1 \\ -2 & 0 & 3 \\ 0 & 1 & -2 \end{bmatrix} \begin{bmatrix} -3 & 1 \\ -11 & 7 \\ -9 & 10 \end{bmatrix} = \begin{bmatrix} -1 & 4 \\ -21 & 28 \\ 7 & -13 \end{bmatrix}$$

$$\text{Likewise } \mathbf{AB} = \begin{bmatrix} 1 & -1 & 1 \\ -2 & 0 & 3 \\ 0 & 1 & -2 \end{bmatrix} \begin{bmatrix} 0 & 0 & 1 \\ 0 & 2 & 3 \\ 1 & 2 & 3 \end{bmatrix} = \begin{bmatrix} 1 & 0 & 1 \\ 3 & 6 & 7 \\ -2 & -2 & -3 \end{bmatrix} \text{ and}$$

$$(\mathbf{AB})\mathbf{C} = \begin{bmatrix} 1 & 0 & 1 \\ 3 & 6 & 7 \\ -2 & -2 & -3 \end{bmatrix} \begin{bmatrix} 2 & 3 \\ -1 & 2 \\ -3 & 1 \end{bmatrix} = \begin{bmatrix} -1 & 4 \\ -21 & 28 \\ 7 & -13 \end{bmatrix}$$

Thus the associative law is satisfied for these three matrices. For the distributive law we need to evaluate

$$(\mathbf{A} + \mathbf{B})\mathbf{C} = \begin{bmatrix} 1 & -1 & 2 \\ -2 & 2 & 6 \\ 1 & 3 & 1 \end{bmatrix} \begin{bmatrix} 2 & 3 \\ -1 & 2 \\ -3 & 1 \end{bmatrix} = \begin{bmatrix} -3 & 3 \\ -24 & 4 \\ -4 & 10 \end{bmatrix}$$

and

$$\begin{aligned} \mathbf{AC} + \mathbf{BC} &= \begin{bmatrix} 1 & -1 & 1 \\ -2 & 0 & 3 \\ 0 & 1 & -2 \end{bmatrix} \begin{bmatrix} 2 & 3 \\ -1 & 2 \\ -3 & 1 \end{bmatrix} + \begin{bmatrix} 0 & 0 & 1 \\ 0 & 2 & 3 \\ 1 & 2 & 3 \end{bmatrix} \begin{bmatrix} 2 & 3 \\ -1 & 2 \\ -3 & 1 \end{bmatrix} \\ &= \begin{bmatrix} 0 & 2 \\ -13 & -3 \\ 5 & 0 \end{bmatrix} + \begin{bmatrix} -3 & 1 \\ -11 & 7 \\ -9 & 10 \end{bmatrix} = \begin{bmatrix} -3 & 3 \\ -24 & 4 \\ -4 & 10 \end{bmatrix} \end{aligned}$$

The two matrices are equal, so the distributive law is verified for the three given matrices.

Example 5.8

Show that the transformation

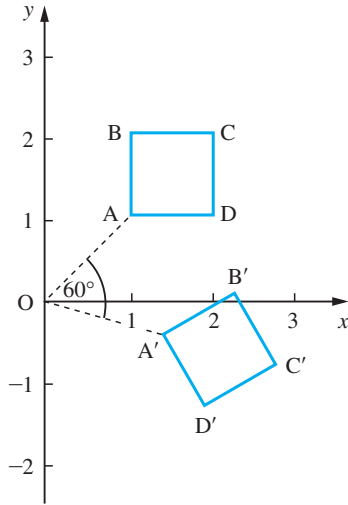
$$\begin{bmatrix} x' \\ y' \end{bmatrix} = \begin{bmatrix} \cos \theta & \sin \theta \\ -\sin \theta & \cos \theta \end{bmatrix} \begin{bmatrix} x \\ y \end{bmatrix}$$

with $\theta = 60^\circ$ maps the square with corners $\begin{bmatrix} 1 \\ 1 \end{bmatrix}$, $\begin{bmatrix} 1 \\ 2 \end{bmatrix}$, $\begin{bmatrix} 2 \\ 2 \end{bmatrix}$ and $\begin{bmatrix} 2 \\ 1 \end{bmatrix}$ onto a square.

Solution Substituting the given vectors in turn for $\begin{bmatrix} x \\ y \end{bmatrix}$ into the equation

$$\begin{bmatrix} x' \\ y' \end{bmatrix} = \begin{bmatrix} 0.5 & 0.8660 \\ -0.8660 & 0.5 \end{bmatrix} \begin{bmatrix} x \\ y \end{bmatrix}$$

Figure 5.4
Transformation of a square in Example 5.8.



we find the following vectors for $\begin{bmatrix} x' \\ y' \end{bmatrix}$

$$\begin{bmatrix} 1.366 \\ -0.366 \end{bmatrix}, \begin{bmatrix} 2.232 \\ 0.134 \end{bmatrix}, \begin{bmatrix} 2.732 \\ -0.732 \end{bmatrix} \text{ and } \begin{bmatrix} 1.866 \\ -1.232 \end{bmatrix}$$

Plotting these points on the plane, as in Figure 5.4, we see that the square has been rotated through an angle of 60° about the origin. It is left as an exercise for the reader to verify the result.

This type of analysis forms the basis of manipulation of diagrams on a computer screen, and is used in many CAD/CAM situations.

Example 5.9

In quantum mechanics the components of the spin of an electron can be represented by the Pauli matrices

$$\mathbf{A} = \begin{bmatrix} 0 & 1 \\ 1 & 0 \end{bmatrix}, \quad \mathbf{B} = \begin{bmatrix} 0 & -j \\ j & 0 \end{bmatrix}, \quad \mathbf{C} = \begin{bmatrix} 1 & 0 \\ 0 & -1 \end{bmatrix}$$

Show that

(a) the matrices anti-commute:

$$\mathbf{AB} + \mathbf{BA} = 0, \quad \mathbf{BC} + \mathbf{CB} = 0, \quad \mathbf{CA} + \mathbf{AC} = 0$$

(b) $\mathbf{AB} - \mathbf{BA} = 2j\mathbf{C}$, $\mathbf{BC} - \mathbf{CB} = 2j\mathbf{A}$, $\mathbf{CA} - \mathbf{AC} = 2j\mathbf{B}$

(c) $\mathbf{AB} = j\mathbf{C}$, $\mathbf{BC} = j\mathbf{A}$, $\mathbf{CA} = j\mathbf{B}$

Solution (a) $\mathbf{AB} = \begin{bmatrix} 0 & 1 \\ 1 & 0 \end{bmatrix} \begin{bmatrix} 0 & -j \\ j & 0 \end{bmatrix} = \begin{bmatrix} j & 0 \\ 0 & -j \end{bmatrix}$ and $\mathbf{BA} = \begin{bmatrix} 0 & -j \\ j & 0 \end{bmatrix} \begin{bmatrix} 0 & 1 \\ 1 & 0 \end{bmatrix} = \begin{bmatrix} -j & 0 \\ 0 & j \end{bmatrix}$

so

$$\mathbf{AB} + \mathbf{BA} = \mathbf{0}$$

and the other two results follow similarly.

(b) From part (a)

$$\mathbf{AB} - \mathbf{BA} = \begin{bmatrix} j & 0 \\ 0 & -j \end{bmatrix} - \begin{bmatrix} -j & 0 \\ 0 & j \end{bmatrix} = \begin{bmatrix} 2j & 0 \\ 0 & -2j \end{bmatrix} = 2j\mathbf{C}$$

and again the other two results follow similarly.

(c) These results can be obtained directly from part (a) since \mathbf{AB} has already been calculated, similarly for \mathbf{BC} and \mathbf{CA} .

Note: This example illustrates the use of matrices that have complex elements. Pauli discovered that the matrices \mathbf{A} , \mathbf{B} and \mathbf{C} have the properties (a), (b) and (c) required of the components of the spin of an electron.

Example 5.10

A rectangular site is to be levelled, and the amount of earth that needs to be removed must be determined. A survey of the site at a regular mesh of points 10 m apart is made. The heights in metres above the level required are given in the following table.

0	0.31	0.40	0.45	0.51	0.60
0.12	0.33	0.51	0.58	0.66	0.75
0.19	0.38	0.60	0.69	0.78	0.86
0.25	0.46	0.68	0.77	0.89	0.97

It is known that the approximate volume of a cell of side x and with corner heights of a , b , c and d is

$$V = \frac{1}{4}x^2(a + b + c + d)$$

Write the total approximate volume in matrix form and hence estimate the volume to be removed.

Solution Note that for the first row of cells the volume is

$$\begin{aligned} & 25(0 + 0.31 + 0.31 + 0.40 + 0.40 + 0.45 + 0.45 + 0.51 + 0.51 + 0.60 \\ & \quad + 0.12 + 0.33 + 0.33 + 0.51 + 0.51 + 0.58 + 0.58 + 0.66 + 0.66 + 0.75) \\ & = 25[0 + 2(0.31 + 0.40 + 0.45 + 0.51) + 0.60] \\ & \quad + 25[0.12 + 2(0.33 + 0.51 + 0.58 + 0.66) + 0.75] \end{aligned}$$

The second and third rows of cells are dealt with in a similar manner, so that, when we compute the total volume, we need to multiply the corner values by 1, the other side values by 2 and the centre values by 4. In matrix form this multiplication can be performed as

$$\begin{bmatrix} 1 & 2 & 2 & 1 \end{bmatrix} \begin{bmatrix} 0 & 0.31 & 0.40 & 0.45 & 0.51 & 0.60 \\ 0.12 & 0.33 & 0.51 & 0.58 & 0.66 & 0.75 \\ 0.19 & 0.38 & 0.60 & 0.69 & 0.78 & 0.86 \\ 0.25 & 0.46 & 0.68 & 0.77 & 0.86 & 0.97 \end{bmatrix} \begin{bmatrix} 1 \\ 2 \\ 2 \\ 2 \\ 2 \\ 1 \end{bmatrix}$$

This can be checked by multiplying out the matrices. The checking can readily be done on one of the symbolic manipulation packages, such as the Symbolic Math Toolbox of MATLAB, by putting in general symbols for the matrix and verifying that, after the matrix multiplications, the elements are multiplied by the stated factors. Performing the calculation and multiplying by the 25 gives the total volume as 816.5 m^3 .

A similar analysis can be applied to other situations – all that is needed is measured heights and a matrix multiplication routine on a computer to deal with the large amount of data that would be required. For other mesh shapes, or even irregular meshes, the method is similar, but the multiplying vectors will need careful calculation.

Example 5.11

A contractor makes two products P_1 and P_2 . The four components required to make the products are subcontracted out and each of the components is made up from three ingredients A , B and C as follows:

<i>Component</i>	<i>Units of A</i>	<i>Units of B</i>	<i>Units of C</i>	<i>Make-up cost and profit for subcontractor</i>
1 requires	5	4	3	10
2 requires	2	1	1	7
3 requires	0	1	3	5
4 requires	3	4	1	2

The cost per unit of the ingredients A , B and C are a , b and c respectively. The contractor makes the product P_1 with 2 of component 1, 3 of component 2 and 4 of component 4, and the make-up cost is 15; product P_2 requires 1 of component 1, 1 of component 2, 1 of component 3 and 2 of component 4, and the make-up cost is 12. Find the cost to the contractor for P_1 and P_2 . What is the change in costs if a increases to $(a + 1)$? It is found that the 5 units of A required for component 1 can be reduced to 4. What is the effect on the costs?

Solution

The information presented can be written naturally in matrix form. Let C_1 , C_2 , C_3 and C_4 be the cost the subcontractor charges the contractor for the four components, then the cost C_1 is computed as $C_1 = 5a + 4b + 3c + 10$. This expression is the first row of the matrix equation

$$\begin{bmatrix} C_1 \\ C_2 \\ C_3 \\ C_4 \end{bmatrix} = \begin{bmatrix} 5 & 4 & 3 \\ 2 & 1 & 1 \\ 0 & 1 & 3 \\ 3 & 4 & 1 \end{bmatrix} \begin{bmatrix} a \\ b \\ c \end{bmatrix} + \begin{bmatrix} 10 \\ 7 \\ 5 \\ 2 \end{bmatrix}$$

and the other three costs follow in a similar manner. Now let p_1, p_2 be the costs of producing the final products. The costs are constructed in exactly the same way as

$$\begin{bmatrix} p_1 \\ p_2 \end{bmatrix} = \begin{bmatrix} 2 & 3 & 0 & 4 \\ 1 & 1 & 1 & 2 \end{bmatrix} \begin{bmatrix} C_1 \\ C_2 \\ C_3 \\ C_4 \end{bmatrix} + \begin{bmatrix} 15 \\ 12 \end{bmatrix}$$

Substituting gives

$$\begin{bmatrix} p_1 \\ p_2 \end{bmatrix} = \begin{bmatrix} 2 & 3 & 0 & 4 \\ 1 & 1 & 1 & 2 \end{bmatrix} \begin{bmatrix} 5 & 4 & 3 \\ 2 & 1 & 1 \\ 0 & 1 & 3 \\ 3 & 4 & 1 \end{bmatrix} \begin{bmatrix} a \\ b \\ c \end{bmatrix} + \begin{bmatrix} 2 & 3 & 0 & 4 \\ 1 & 1 & 1 & 2 \end{bmatrix} \begin{bmatrix} 10 \\ 7 \\ 5 \\ 2 \end{bmatrix} + \begin{bmatrix} 15 \\ 12 \end{bmatrix}$$

or

$$\begin{bmatrix} p_1 \\ p_2 \end{bmatrix} = \begin{bmatrix} 28 & 27 & 13 \\ 13 & 14 & 9 \end{bmatrix} \begin{bmatrix} a \\ b \\ c \end{bmatrix} + \begin{bmatrix} 64 \\ 38 \end{bmatrix}$$

Thus a simple matrix formulation gives a convenient way of coding the data. If a is increased to $(a + 1)$ then multiplying out shows that p_1 increases by 28 and p_2 by 13. If the 5 in the first matrix is reduced to 4 then the costs will be

$$\begin{bmatrix} p_1 \\ p_2 \end{bmatrix} = \begin{bmatrix} 26 & 27 & 13 \\ 12 & 14 & 9 \end{bmatrix} \begin{bmatrix} a \\ b \\ c \end{bmatrix} + \begin{bmatrix} 64 \\ 38 \end{bmatrix}$$

so p_1 is reduced by $2a$ and p_2 by a .

A similar approach can be used in more complicated, realistic situations. Storing and processing the information is convenient, particularly in conjunction with a computer package or spreadsheet.

Example 5.12

- (a) Given the matrix $\mathbf{A} = \begin{bmatrix} \frac{3}{2} & -1 \\ 1 & -1 \end{bmatrix}$ verify that

$$\mathbf{A} \begin{bmatrix} 2 \\ 1 \end{bmatrix} = \begin{bmatrix} 2 \\ 1 \end{bmatrix} \quad \text{and} \quad \mathbf{A} \begin{bmatrix} 1 \\ 2 \end{bmatrix} = \left(-\frac{1}{2}\right) \begin{bmatrix} 1 \\ 2 \end{bmatrix}$$

and show that $2\mathbf{A}^2 = \mathbf{A} + \mathbf{I}$.

(b) By repeated application of this result show also that for any integer n

$$\mathbf{A}^n = \alpha\mathbf{A} + \beta\mathbf{I}$$

for some α, β .

Solution (a) The first two results follow by applying matrix multiplication; the importance of such results will be seen later in the section on eigenvalues. The next result follows since

$$\mathbf{A}^2 = \begin{bmatrix} \frac{3}{2} & -1 \\ 1 & -1 \end{bmatrix} \begin{bmatrix} \frac{3}{2} & -1 \\ 1 & -1 \end{bmatrix} = \begin{bmatrix} \frac{5}{4} & -\frac{1}{2} \\ \frac{1}{2} & 0 \end{bmatrix} \quad \text{and} \quad \mathbf{A} + \mathbf{I} = \begin{bmatrix} \frac{5}{2} & -1 \\ 1 & 0 \end{bmatrix}$$

and hence $2\mathbf{A}^2 = \mathbf{A} + \mathbf{I}$.

(b) To show the final result, note that multiplying by $2\mathbf{A}$ gives

$$4\mathbf{A}^3 = 2\mathbf{A}^2 + 2\mathbf{A} = (\mathbf{A} + \mathbf{I}) + 2\mathbf{A} = 3\mathbf{A} + \mathbf{I}$$

and repeating the process, multiplying by $2\mathbf{A}$

$$8\mathbf{A}^4 = 6\mathbf{A}^2 + 2\mathbf{A} = 3(\mathbf{A} + \mathbf{I}) + 2\mathbf{A} = 5\mathbf{A} + 3\mathbf{I}$$

The process of multiplying by $2\mathbf{A}$ and replacing $2\mathbf{A}^2$ by $(\mathbf{A} + \mathbf{I})$ can be applied repeatedly to give the final result.

Example 5.13

Find the values of x that make the matrix \mathbf{Z}^5 a diagonal matrix, where

$$\mathbf{Z} = \begin{bmatrix} x & 0 & 0 \\ 0 & x & 1 \\ 0 & -1 & 0 \end{bmatrix}$$

Solution Although this problem can be done by hand it is tedious and a MATLAB solution is given.



Using MATLAB's Symbolic Math Toolbox the commands

```
syms x
Z = [x 0 0; 0 x 1; 0 -1 0];
Z5 = Z^5; simplify(Z5);
```

produce the matrix. The additional commands

```
solve(1 - 3*x^2 + x^4); double(ans)
```

produce the values

```
ans = 0.6180
      -1.6180
      1.6180
      -0.6180
```

5.2.7 Exercises



Check the answers to the exercises using MATLAB whenever possible.

- 19 Given the matrices

$$\mathbf{A} = \begin{bmatrix} 1 & 0 & 1 \\ 2 & 1 & 2 \end{bmatrix}, \quad \mathbf{B} = \begin{bmatrix} 0 & 1 \\ 1 & 0 \\ 0 & 1 \end{bmatrix},$$

$$\mathbf{C} = \begin{bmatrix} 2 & 1 \\ -1 & 2 \end{bmatrix}$$

evaluate where possible

AB, BA, BC, CB, CA, AC

- 20 For the matrices

$$\mathbf{A} = \begin{bmatrix} 1 & 1 \\ 0 & 1 \end{bmatrix} \quad \text{and} \quad \mathbf{B} = \begin{bmatrix} 0 & 1 \\ 1 & 0 \end{bmatrix}$$

- (a) evaluate $(\mathbf{A} + \mathbf{B})^2$ and $\mathbf{A}^2 + 2\mathbf{AB} + \mathbf{B}^2$
 (b) evaluate $(\mathbf{A} + \mathbf{B})(\mathbf{A} - \mathbf{B})$ and $\mathbf{A}^2 - \mathbf{B}^2$

Repeat the calculations with the matrices

$$\mathbf{A} = \begin{bmatrix} 1 & 2 \\ 5 & 2 \end{bmatrix} \quad \text{and} \quad \mathbf{B} = \begin{bmatrix} 2 & -2 \\ -5 & 1 \end{bmatrix}$$

and explain the differences between the results for the two sets.

- 21 Show that for a square matrix $(\mathbf{A}^2)^T = (\mathbf{A}^T)^2$.
 22 Show that \mathbf{AA}^T is a symmetric matrix.
 23 Find all the 2×2 matrices that commute (that is n ,

$$\mathbf{AB} = \mathbf{BA}) \text{ with } \begin{bmatrix} 1 & -1 \\ 0 & 2 \end{bmatrix}.$$

- 24 A matrix with m rows and n columns is said to be of type $m \times n$. Give simple examples of matrices \mathbf{A} and \mathbf{B} to illustrate the following situations:

- (a) \mathbf{AB} is defined but \mathbf{BA} is not;
 (b) \mathbf{AB} and \mathbf{BA} are both defined but have different type;
 (c) \mathbf{AB} and \mathbf{BA} are both defined and have the same type but are unequal.

- 25 Given

$$\mathbf{A} = \begin{bmatrix} 1 & 3 & 2 \\ 2 & -1 & 0 \\ 1 & 4 & 1 \end{bmatrix}$$

determine a symmetric matrix \mathbf{C} and a skew-symmetric matrix \mathbf{D} such that

$$\mathbf{A} = \mathbf{C} + \mathbf{D}$$

- 26 Given the matrices

$$\mathbf{a} = [3 \quad 2 \quad -1], \quad \mathbf{b} = \begin{bmatrix} 11 \\ 0 \\ 2 \end{bmatrix} \quad \text{and}$$

$$\mathbf{C} = \begin{bmatrix} 4 & 1 & 1 \\ -1 & 7 & -3 \\ -1 & 3 & 5 \end{bmatrix}$$

determine the elements of \mathbf{G} where

$$(\mathbf{ab})\mathbf{I} + \mathbf{C}^2 = \mathbf{C}^T + \mathbf{G}$$

and \mathbf{I} is the unit matrix.

- 27



A firm allocates staff into four categories: welders, fitters, designers and administrators. It is estimated that for three main products the time spent, in hours, on each item is given in the following matrix.

	Boiler	Water tank	Holding frame
Welder	2	0.75	1.25
Fitter	1.4	0.5	1.75
Designer	0.3	0.1	0.1
Admin	0.1	0.25	0.3

The wages, pension contributions and overheads, in £ per hour, are known to be

	Welder	Fitter	Designer	Administrator
Wages	12	8	20	10
Pension	1	0.5	2	1
O/heads	0	0	1	3

Write the problem in matrix form and use matrix products to find the total cost of producing 10 boilers, 25 water tanks and 35 frames.

- 28 Given

$$\mathbf{A} = \begin{bmatrix} 1 & 1 & 1 \\ 2 & 1 & 2 \\ -2 & 1 & -1 \end{bmatrix}$$

evaluate \mathbf{A}^2 and \mathbf{A}^3 . Verify that

$$\mathbf{A}^3 - \mathbf{A}^2 - 3\mathbf{A} + \mathbf{I} = \mathbf{0}$$

29 Given

$$\mathbf{A} = \begin{bmatrix} 5 & -2 & 0 \\ -2 & 6 & 2 \\ 0 & 2 & 7 \end{bmatrix} \quad \text{and} \quad \mathbf{X} = \begin{bmatrix} x_1 \\ x_2 \\ x_3 \end{bmatrix}$$

show that

$$\mathbf{X}^T \mathbf{A} \mathbf{X} = 27 \quad (5.6)$$

implies that

$$5x_1^2 + 6x_2^2 + 7x_3^2 - 4x_1x_2 + 4x_2x_3 = 27$$

Under the transformation

$$\mathbf{X} = \mathbf{B} \mathbf{Y}$$

show that (5.6) becomes

$$\mathbf{Y}^T (\mathbf{B}^T \mathbf{A} \mathbf{B}) \mathbf{Y} = 27$$

If

$$\mathbf{B} = \begin{bmatrix} 2 & 2 & -1 \\ 2 & -1 & 2 \\ -1 & 2 & 2 \end{bmatrix} \quad \text{and} \quad \mathbf{Y} = \begin{bmatrix} y_1 \\ y_2 \\ y_3 \end{bmatrix}$$

evaluate $\mathbf{B}^T \mathbf{A} \mathbf{B}$, and hence show that

$$y_1^2 + 2y_2^2 + 3y_3^2 = 1$$

30



A well-known problem concerns a mythical country that has three cities, A, B and C, with a total population of 2400. At the end of each year it is decreed that all people must move to another city, half to one and half to the other. If a , b and c are the populations in the cities A, B and C respectively, show that in the next year the populations are given by

$$\begin{bmatrix} a' \\ b' \\ c' \end{bmatrix} = \begin{bmatrix} 0 & \frac{1}{2} & \frac{1}{2} \\ \frac{1}{2} & 0 & \frac{1}{2} \\ \frac{1}{2} & \frac{1}{2} & 0 \end{bmatrix} \begin{bmatrix} a \\ b \\ c \end{bmatrix}$$

Supposing that the three cities have initial populations of 600, 800 and 1000, what are the populations after ten years and after a very long time (a package such as MATLAB is ideal for the calculations)? (Note that this example is a version of a **Markov chain** problem. Markov chains have applications in many areas of science and engineering.)

31

Find values of h , k , l and m so that $\mathbf{A} \neq \mathbf{0}$, $\mathbf{B} \neq \mathbf{0}$, $\mathbf{A}^2 = \mathbf{A}$, $\mathbf{B}^2 = \mathbf{B}$ and $\mathbf{A} \mathbf{B} = \mathbf{0}$, where

$$\mathbf{A} = h \begin{bmatrix} 1 & 1 & 1 \\ 1 & 1 & 1 \\ 1 & 1 & 1 \end{bmatrix} \quad \text{and}$$

$$\mathbf{B} = \begin{bmatrix} k & -l & -l \\ -l & m & m \\ -l & m & m \end{bmatrix}$$

32

A computer screen has dimensions 20 cm \times 30 cm. Axes are set up at the centre of the screen, as illustrated in Figure 5.5. A box containing an arrow has dimensions 2 cm \times 2 cm and is situated with its centre at the point $(-16, 10)$. It is first to be rotated through 45° in an anticlockwise direction. Find this transformation in the form

$$\begin{bmatrix} x' + 16 \\ y' - 10 \end{bmatrix} = \mathbf{A} \begin{bmatrix} x + 16 \\ y - 10 \end{bmatrix}$$

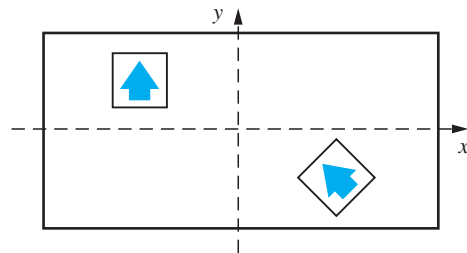


Figure 5.5 Manipulation of a computer screen in Question 32.

The rotated box is now moved to a new position with its centre at $(16, -10)$. Find the overall transformation in the form

$$\begin{bmatrix} x'' \\ y'' \end{bmatrix} = \begin{bmatrix} a \\ b \end{bmatrix} + \mathbf{B} \begin{bmatrix} x \\ y \end{bmatrix}$$

33



Given the matrix

$$\mathbf{A} = \begin{bmatrix} 0 & 1 & 0 & 0 & 0 & 0 & 0 & 0 \\ 0 & 0 & 0 & 1 & 0 & 0 & 0 & 0 \\ 0 & 0 & 1 & 0 & 0 & 0 & 0 & 0 \\ 1 & 0 & 0 & 0 & 0 & 0 & 0 & 0 \\ 0 & 0 & 0 & 0 & 0 & 0 & 0 & 1 \\ 0 & 0 & 0 & 0 & 1 & 0 & 0 & 0 \\ 0 & 0 & 0 & 0 & 0 & 0 & 1 & 0 \\ 0 & 0 & 0 & 0 & 0 & 1 & 0 & 0 \end{bmatrix}$$

it is known that $\mathbf{A}^n = \mathbf{I}$, the unit matrix, for some integer n ; find this value.

5.3 Determinants

The idea of a determinant is closely related to that of a square matrix and is crucial to the solution of linear equations. We shall deal here mainly with 2×2 and 3×3 determinants.

Given the square matrices

$$\mathbf{A} = \begin{bmatrix} a_{11} & a_{12} \\ a_{21} & a_{22} \end{bmatrix} \quad \text{and} \quad \mathbf{B} = \begin{bmatrix} a_{11} & a_{12} & a_{13} \\ a_{21} & a_{22} & a_{23} \\ a_{31} & a_{32} & a_{33} \end{bmatrix}$$

the **determinant** of \mathbf{A} , denoted by $\det \mathbf{A}$ or $|\mathbf{A}|$, is given by

$$|\mathbf{A}| = a_{11}a_{22} - a_{12}a_{21} \quad (5.7)$$

For the 3×3 matrix \mathbf{B}

$$|\mathbf{B}| = a_{11} \begin{vmatrix} a_{22} & a_{23} \\ a_{32} & a_{33} \end{vmatrix} - a_{12} \begin{vmatrix} a_{21} & a_{23} \\ a_{31} & a_{33} \end{vmatrix} + a_{13} \begin{vmatrix} a_{21} & a_{22} \\ a_{31} & a_{32} \end{vmatrix} \quad (5.8)$$

This is known as the expansion of the determinant along the first row.

The determinant of a 1×1 matrix, $\mathbf{A} = [a]$, having a single entry a is simply its entry. Thus

$$|\mathbf{A}| = a$$

It is important that this be distinguished from $\text{mod } a$ which is also written as $|a|$.

Example 5.14

Evaluate the third-order determinant

$$\begin{vmatrix} 1 & 2 & 4 \\ -1 & 0 & 3 \\ 3 & 1 & -2 \end{vmatrix}$$

Solution Expanding along the first row as in (5.8), we have

$$\begin{aligned} \begin{vmatrix} 1 & 2 & 4 \\ -1 & 0 & 3 \\ 3 & 1 & -2 \end{vmatrix} &= 1 \begin{vmatrix} 0 & 3 \\ 1 & -2 \end{vmatrix} - 2 \begin{vmatrix} -1 & 3 \\ 3 & -2 \end{vmatrix} + 4 \begin{vmatrix} -1 & 0 \\ 3 & 1 \end{vmatrix} \\ &= 1[(0)(-2) - (1)(3)] - 2[(-1)(-2) - (3)(3)] \\ &\quad + 4[(-1)(1) - (3)(0)] \quad (\text{using (5.7)}) \\ &= 1(-3) - 2(-7) + 4(-1) \\ &= 7 \end{aligned}$$

If we take a determinant and delete row i and column j then the determinant remaining is called the **minor** M_{ij} . In general we can take *any* row (or column) and evaluate an $n \times n$ determinant $|\mathbf{A}|$ as

$$|\mathbf{A}| = \sum_{j=1}^n (-1)^{i+j} a_{ij} M_{ij} \quad (5.9)$$

The fact that the determinant is the same for *any* i requires detailed proof. The determinant in (5.8) is just the expansion (5.9) with $i = 1$ and $n = 3$ and gives the expansion by the first row.

The sign associated with a minor is given in the array

$$\begin{vmatrix} + & - & + & - & + & \dots \\ - & + & - & + & - & \dots \\ + & - & + & - & + & \dots \\ \vdots & \vdots & \vdots & \vdots & \vdots & \vdots \end{vmatrix}$$

A minor multiplied by the appropriate sign is called the **cofactor** A_{ij} of the element, so

$$A_{ij} = (-1)^{i+j}M_{ij}$$

and thus

$$|\mathbf{A}| = \sum_j a_{ij}A_{ij}$$

Example 5.15

Evaluate the minors and cofactors of the determinant

$$|\mathbf{A}| = \begin{vmatrix} 3 & 4 & 5 \\ 6 & -4 & 2 \\ 2 & -1 & 1 \end{vmatrix}$$

associated with the first row, and hence evaluate the determinant.

Solution

$$\begin{vmatrix} 3 & 4 & 5 \\ 6 & -4 & 2 \\ 2 & -1 & 1 \end{vmatrix} \rightarrow \begin{vmatrix} -4 & 2 \\ -1 & 1 \end{vmatrix} = -4 - (-2) = -2$$

Element a_{11} has minor $M_{11} = -2$ and cofactor $A_{11} = -2$.

$$\begin{vmatrix} 3 & 4 & 5 \\ 6 & -4 & 2 \\ 2 & -1 & 1 \end{vmatrix} \rightarrow \begin{vmatrix} 6 & 2 \\ 2 & 1 \end{vmatrix} = 2$$

Element a_{12} has minor $M_{12} = 2$ and cofactor $A_{12} = -2$.

$$\begin{vmatrix} 3 & 4 & 5 \\ 6 & -4 & 2 \\ 2 & -1 & 1 \end{vmatrix} \rightarrow \begin{vmatrix} 6 & -4 \\ 2 & -1 \end{vmatrix} = 2$$

Element a_{13} has minor $M_{13} = 2$ and cofactor $A_{13} = 2$. Thus the determinant is

$$|\mathbf{A}| = 3 \times (-2) + 4 \times (-2) + 5 \times 2 = -4$$

It may be checked that the same result is obtained by expanding along any row (or column), care being taken to incorporate the correct signs.

The properties of determinants are not always obvious, and are often quite difficult to prove in full generality. The commonly useful row operations are as follows.

(a) Two rows (or columns) equal

$$|\mathbf{A}| = \begin{vmatrix} a_{11} & a_{12} & a_{13} \\ a_{21} & a_{22} & a_{23} \\ a_{21} & a_{22} & a_{23} \end{vmatrix} = a_{11} \begin{vmatrix} a_{22} & a_{23} \\ a_{22} & a_{23} \end{vmatrix} - a_{12} \begin{vmatrix} a_{21} & a_{23} \\ a_{21} & a_{23} \end{vmatrix} + a_{13} \begin{vmatrix} a_{21} & a_{22} \\ a_{21} & a_{22} \end{vmatrix} = 0$$

Thus if two rows (or columns) are the same, the determinant is zero.

(b) Multiple of a row by a scalar

$$|\mathbf{B}| = \begin{vmatrix} \lambda a_{11} & \lambda a_{12} & \lambda a_{13} \\ a_{21} & a_{22} & a_{23} \\ a_{31} & a_{32} & a_{33} \end{vmatrix} = \lambda |\mathbf{A}|$$

The proof of this result follows from the definition. A consequence of (a) and (b) is that if any row (or column) is a multiple of another row (or column) then the determinant is zero.

(c) Interchange of two rows (or columns)

Consider $|\mathbf{A}|$ and $|\mathbf{B}|$ in which rows 1 and 2 are interchanged

$$|\mathbf{A}| = \begin{vmatrix} a_{11} & a_{12} & a_{13} \\ a_{21} & a_{22} & a_{23} \\ a_{31} & a_{32} & a_{33} \end{vmatrix} \quad \text{and} \quad |\mathbf{B}| = \begin{vmatrix} a_{21} & a_{22} & a_{23} \\ a_{11} & a_{12} & a_{13} \\ a_{31} & a_{32} & a_{33} \end{vmatrix}$$

Expanding $|\mathbf{A}|$ by the first row,

$$|\mathbf{A}| = a_{11} \begin{vmatrix} a_{22} & a_{23} \\ a_{32} & a_{33} \end{vmatrix} - a_{12} \begin{vmatrix} a_{21} & a_{23} \\ a_{31} & a_{33} \end{vmatrix} + a_{13} \begin{vmatrix} a_{21} & a_{22} \\ a_{31} & a_{32} \end{vmatrix}$$

and $|\mathbf{B}|$ by the second row

$$|\mathbf{B}| = -a_{11} \begin{vmatrix} a_{22} & a_{23} \\ a_{32} & a_{33} \end{vmatrix} + a_{12} \begin{vmatrix} a_{21} & a_{23} \\ a_{31} & a_{33} \end{vmatrix} - a_{13} \begin{vmatrix} a_{21} & a_{22} \\ a_{31} & a_{32} \end{vmatrix}$$

Thus

$$|\mathbf{A}| = -|\mathbf{B}|$$

so that interchanging two rows changes the sign of the determinant. Entirely similar results apply when changing two columns.

(d) Addition rule

Expanding by the first row,

$$\begin{aligned} & \begin{vmatrix} a_{11} + b_{11} & a_{12} + b_{12} & a_{13} + b_{13} \\ a_{21} & a_{22} & a_{23} \\ a_{31} & a_{32} & a_{33} \end{vmatrix} \\ &= (a_{11} + b_{11})A_{11} + (a_{12} + b_{12})A_{12} + (a_{13} + b_{13})A_{13} \\ &= (a_{11}A_{11} + a_{12}A_{12} + a_{13}A_{13}) + (b_{11}A_{11} + b_{12}A_{12} + b_{13}A_{13}) \\ &= \begin{vmatrix} a_{11} & a_{12} & a_{13} \\ a_{21} & a_{22} & a_{23} \\ a_{31} & a_{32} & a_{33} \end{vmatrix} + \begin{vmatrix} b_{11} & b_{12} & b_{13} \\ a_{21} & a_{22} & a_{23} \\ a_{31} & a_{32} & a_{33} \end{vmatrix} \end{aligned}$$

It should be noted that $|\mathbf{A} + \mathbf{B}|$ is *not* equal to $|\mathbf{A}| + |\mathbf{B}|$ in *general*.

(e) Adding multiples of rows (or columns)

Consider

$$|\mathbf{A}| = \begin{vmatrix} a_{11} & a_{12} & a_{13} \\ a_{21} & a_{22} & a_{23} \\ a_{31} & a_{32} & a_{33} \end{vmatrix}$$

Then

$$\begin{aligned} |\mathbf{B}| &= \begin{vmatrix} a_{11} + \lambda a_{21} & a_{12} + \lambda a_{22} & a_{13} + \lambda a_{23} \\ a_{21} & a_{22} & a_{23} \\ a_{31} & a_{32} & a_{33} \end{vmatrix} \\ &= \begin{vmatrix} a_{11} & a_{12} & a_{13} \\ a_{21} & a_{22} & a_{23} \\ a_{31} & a_{32} & a_{33} \end{vmatrix} + \lambda \begin{vmatrix} a_{21} & a_{22} & a_{23} \\ a_{21} & a_{22} & a_{23} \\ a_{31} & a_{32} & a_{33} \end{vmatrix} \quad (\text{using (d) and then (b)}) \\ &= |\mathbf{A}| \quad (\text{since, by (a), the second determinant is zero}) \end{aligned}$$

This means that adding multiples of rows (or columns) together makes no difference to the determinant.

(f) Transpose

$$|\mathbf{A}^T| = |\mathbf{A}|$$

This just states that expanding by the first row or the first column gives the same result.

(g) Product

$$|\mathbf{AB}| = |\mathbf{A}||\mathbf{B}|$$

This result is difficult to prove generally, but it can be verified rather tediously for the 2×2 or 3×3 cases. For the 2×2 case

$$\begin{aligned} |\mathbf{A}||\mathbf{B}| &= (a_{11}a_{22} - a_{12}a_{21})(b_{11}b_{22} - b_{12}b_{21}) \\ &= a_{11}a_{22}b_{11}b_{22} - a_{11}a_{22}b_{12}b_{21} - a_{12}a_{21}b_{11}b_{22} + a_{12}a_{21}b_{12}b_{21} \end{aligned}$$

and

$$\begin{aligned} |\mathbf{AB}| &= \begin{vmatrix} a_{11}b_{11} + a_{12}b_{21} & a_{11}b_{12} + a_{12}b_{22} \\ a_{21}b_{11} + a_{22}b_{21} & a_{21}b_{12} + a_{22}b_{22} \end{vmatrix} \\ &= (a_{11}b_{11} + a_{12}b_{21})(a_{21}b_{12} + a_{22}b_{22}) - (a_{11}b_{12} + a_{12}b_{22})(a_{21}b_{11} + a_{22}b_{21}) \\ &= a_{11}a_{22}b_{11}b_{22} - a_{11}a_{22}b_{12}b_{21} - a_{12}a_{21}b_{11}b_{22} + a_{12}a_{21}b_{12}b_{21} \end{aligned}$$

Example 5.16

Evaluate the 3×3 determinants

$$(a) \begin{vmatrix} 1 & 0 & 1 \\ 0 & 1 & 2 \\ 1 & 1 & 0 \end{vmatrix}, \quad (b) \begin{vmatrix} 1 & 0 & 1 \\ 1 & 1 & 0 \\ 0 & 1 & 2 \end{vmatrix}, \quad (c) \begin{vmatrix} 1 & 1 & 0 \\ 0 & 1 & 1 \\ 1 & 0 & 2 \end{vmatrix}, \quad (d) \begin{vmatrix} 1 & 0 & 1 \\ 0 & 2 & 4 \\ 3 & 3 & 0 \end{vmatrix}$$

Solution (a) Expand by the first row:

$$\begin{vmatrix} 1 & 0 & 1 \\ 0 & 1 & 2 \\ 1 & 1 & 0 \end{vmatrix} = 1 \begin{vmatrix} 1 & 2 \\ 1 & 0 \end{vmatrix} - 0 \begin{vmatrix} 0 & 2 \\ 1 & 0 \end{vmatrix} + 1 \begin{vmatrix} 0 & 1 \\ 1 & 1 \end{vmatrix} = -2 - 0 - 1 = -3$$

(b) Expand by the first column:

$$\begin{vmatrix} 1 & 0 & 1 \\ 1 & 1 & 0 \\ 0 & 1 & 2 \end{vmatrix} = 1 \begin{vmatrix} 1 & 0 \\ 1 & 2 \end{vmatrix} - 1 \begin{vmatrix} 0 & 1 \\ 1 & 2 \end{vmatrix} + 0 \begin{vmatrix} 0 & 1 \\ 1 & 0 \end{vmatrix} = 2 + 1 + 0 = 3$$

Note that (a) and (b) are the same determinant, but with two rows interchanged. The result confirms property (c) just stated above.

(c) Expand by the third row:

$$\begin{vmatrix} 1 & 1 & 0 \\ 0 & 1 & 1 \\ 1 & 0 & 2 \end{vmatrix} = 1 \begin{vmatrix} 1 & 0 \\ 1 & 1 \end{vmatrix} - 0 \begin{vmatrix} 1 & 0 \\ 0 & 1 \end{vmatrix} + 2 \begin{vmatrix} 1 & 1 \\ 0 & 1 \end{vmatrix} = 1 - 0 + 2 = 3$$

Note that the matrix associated with the determinant in (c) is just the transpose of the matrix associated with the determinant in (b).

$$(d) \begin{vmatrix} 1 & 0 & 1 \\ 0 & 2 & 4 \\ 3 & 3 & 0 \end{vmatrix} = 2 \begin{vmatrix} 1 & 0 & 1 \\ 0 & 1 & 2 \\ 3 & 3 & 0 \end{vmatrix} = 6 \begin{vmatrix} 1 & 0 & 1 \\ 0 & 1 & 2 \\ 1 & 1 & 0 \end{vmatrix} = -18$$

Note that we have used the multiple of a row rule on two occasions; the final determinant is the same as (a).



In MATLAB the determinant of a matrix \mathbf{A} is given by the command $\text{det}(\mathbf{A})$. In Example 5.14, the MATLAB commands

```
A = [1 2 4; -1 0 3; 3 2 -2]
det(A)
```

return the answer 7. Similarly, with Example 5.16(d) the MATLAB commands

```
A = [1 0 1; 0 2 4; 3 3 0];
det(A)
```

return the answer -18 .

Example 5.17

Given the matrices

$$\mathbf{A} = \begin{bmatrix} 1 & 2 & 3 \\ 2 & 3 & 4 \\ 4 & 5 & 6 \end{bmatrix} \quad \text{and} \quad \mathbf{B} = \begin{bmatrix} 1 & 0 & 1 \\ 1 & 1 & 1 \\ 1 & 2 & 3 \end{bmatrix}$$

evaluate (a) $|\mathbf{A}|$, (b) $|\mathbf{B}|$ and (c) $|\mathbf{AB}|$.

Solution

$$(a) |\mathbf{A}| = 1 \begin{vmatrix} 3 & 4 \\ 5 & 6 \end{vmatrix} - 2 \begin{vmatrix} 2 & 4 \\ 4 & 6 \end{vmatrix} + 3 \begin{vmatrix} 2 & 3 \\ 4 & 5 \end{vmatrix}$$

$$= 1 \times (-2) - 2 \times (-4) + 3 \times (-2) = 0$$

$$(b) |\mathbf{B}| = \begin{vmatrix} 1 & 0 & 1 \\ 1 & 1 & 1 \\ 1 & 2 & 3 \end{vmatrix}$$

$$= \begin{vmatrix} 1 & 0 & 0 \\ 1 & 1 & 0 \\ 1 & 2 & 2 \end{vmatrix} \quad (\text{subtracting column 1 from column 3})$$

$$= 1 \begin{vmatrix} 1 & 0 \\ 2 & 2 \end{vmatrix} = 2 \quad (\text{expanding by first row})$$

$$(c) |\mathbf{AB}| = \begin{vmatrix} 6 & 8 & 12 \\ 9 & 11 & 17 \\ 15 & 17 & 27 \end{vmatrix}$$

$$= 6[(11)(27) - (17)(17)] - 8[(9)(27) - (17)(15)] + 12[(9)(17) - (11)(15)]$$

$$= 48 + 96 - 144 = 0$$

We can use properties (a)–(e) to reduce the amount of computation involved in evaluating a determinant. We introduce as many zeros as possible into a row or column, and then expand along that row or column.

Example 5.18

Evaluate

$$D = \begin{vmatrix} 1 & 1 & 1 & 1 \\ 1 & 1+a & 1 & 1 \\ 1 & 1 & 1+b & 1 \\ 1 & 1 & 1 & 1+c \end{vmatrix}$$

Solution

$$D = \begin{vmatrix} 1 & 0 & 0 & 0 \\ 1 & a & 0 & 0 \\ 1 & 0 & b & 0 \\ 1 & 0 & 0 & c \end{vmatrix} \quad (\text{by subtracting col 1 from col 2, col 3 and col 4})$$

$$= 1 \begin{vmatrix} a & 0 & 0 \\ 0 & b & 0 \\ 0 & 0 & c \end{vmatrix} \quad (\text{by expanding by the top row})$$

$$= a \begin{vmatrix} b & 0 \\ 0 & c \end{vmatrix} = abc$$



Using MATLAB's Symbolic Math Toolbox the commands

```
syms a b c
E = sym([1 1 1 1; 1 1+a 1 1; 1 1 1+b 1; 1 1 1 1+c]);
det(E)
```

return the answer abc.

A point that should be carefully noted concerns large determinants; they are extremely difficult and time-consuming to evaluate (using the basic definition (5.9) for an $n \times n$ determinant involves $n!(n-1)$ multiplications). This is a problem even with computers – which in fact use alternative methods. If at all possible, evaluation of large determinants should be avoided. They do, however, play a central role in matrix theory.

The cofactors A_{11}, A_{12}, \dots defined earlier have the property that

$$|\mathbf{A}| = a_{11}A_{11} + a_{12}A_{12} + a_{13}A_{13}$$

Consider the expression $a_{21}A_{11} + a_{22}A_{12} + a_{23}A_{13}$. In determinant form we have

$$a_{21}A_{11} + a_{22}A_{12} + a_{23}A_{13} = \begin{vmatrix} a_{21} & a_{22} & a_{23} \\ a_{21} & a_{22} & a_{23} \\ a_{31} & a_{32} & a_{33} \end{vmatrix} = 0$$

since two rows are identical. Similarly,

$$a_{31}A_{11} + a_{32}A_{12} + a_{33}A_{13} = 0$$

In general it can be shown that

$$\sum_k a_{ik}A_{jk} = \begin{cases} |\mathbf{A}| & \text{if } i = j \\ 0 & \text{if } i \neq j \end{cases} \quad (5.10)$$

and, expanding by columns, that

$$\sum_k a_{ki}A_{kj} = \begin{cases} |\mathbf{A}| & \text{if } i = j \\ 0 & \text{if } i \neq j \end{cases} \quad (5.11)$$

A numerical example illustrates these points.

Example 5.19

Illustrate the use of cofactors in the expansion of determinants on the matrix

$$\mathbf{A} = \begin{bmatrix} 1 & 2 & 3 \\ 6 & 5 & 4 \\ 7 & 8 & 1 \end{bmatrix}$$

Solution The cofactors are evaluated as

$$A_{11} = \begin{vmatrix} 5 & 4 \\ 8 & 1 \end{vmatrix} = -27, \quad A_{12} = -\begin{vmatrix} 6 & 4 \\ 7 & 1 \end{vmatrix} = 22, \quad A_{13} = \begin{vmatrix} 6 & 5 \\ 7 & 8 \end{vmatrix} = 13$$

and continuing in the same way

$$A_{21} = 22, \quad A_{22} = -20, \quad A_{23} = 6, \quad A_{31} = -7, \quad A_{32} = 14 \quad \text{and} \quad A_{33} = -7$$

A selection of the evaluations in (5.10), namely expansion by rows, is

$$a_{11}A_{11} + a_{12}A_{12} + a_{13}A_{13} = 1 \times (-27) + 2 \times 22 + 3 \times 13 = 56$$

$$a_{21}A_{11} + a_{22}A_{12} + a_{23}A_{13} = 6 \times (-27) + 5 \times 22 + 4 \times 13 = 0$$

$$a_{31}A_{11} + a_{32}A_{12} + a_{33}A_{13} = 7 \times (-27) + 8 \times 22 + 1 \times 13 = 0$$

and in (5.11), namely expansion by columns, is

$$a_{11}A_{12} + a_{21}A_{22} + a_{31}A_{32} = 1 \times 22 + 6 \times (-20) + 7 \times 14 = 0$$

$$a_{12}A_{12} + a_{22}A_{22} + a_{32}A_{32} = 2 \times 22 + 5 \times (-20) + 8 \times 14 = 56$$

$$a_{13}A_{11} + a_{23}A_{21} + a_{33}A_{31} = 3 \times (-27) + 4 \times 22 + 1 \times (-7) = 0$$

The other expansions in (5.10) and (5.11) can be verified in this example. It may be noted that the determinant of the matrix is 56.

A matrix with particularly interesting properties is the **adjoint** or **adjugate matrix**, which is defined as the transpose of the matrix of cofactors; that is,

$$\text{adj } \mathbf{A} = \begin{bmatrix} A_{11} & A_{12} & A_{13} \\ A_{21} & A_{22} & A_{23} \\ A_{31} & A_{32} & A_{33} \end{bmatrix}^T \quad (5.12)$$

If we now calculate $\mathbf{A}(\text{adj } \mathbf{A})$, we have

$$\begin{aligned} [\mathbf{A}(\text{adj } \mathbf{A})]_{ij} &= \sum_k a_{ik}(\text{adj } \mathbf{A})_{kj} = \sum_k a_{ik}A_{jk} \\ &= \begin{cases} |\mathbf{A}| & \text{if } i = j \quad (\text{from (5.10)}) \\ 0 & \text{if } i \neq j \end{cases} \end{aligned}$$

So

$$\mathbf{A}(\text{adj } \mathbf{A}) = \begin{bmatrix} |\mathbf{A}| & 0 & 0 \\ 0 & |\mathbf{A}| & 0 \\ 0 & 0 & |\mathbf{A}| \end{bmatrix} = |\mathbf{A}| \mathbf{I} \quad (5.13)$$

and we have thus discovered a matrix that when multiplied by \mathbf{A} gives a scalar times the unit matrix.

If \mathbf{A} is a square matrix of order n then, taking determinants on both sides of (5.13),

$$|\mathbf{A}| |\text{adj } \mathbf{A}| = |\mathbf{A}(\text{adj } \mathbf{A})| = ||\mathbf{A}| \mathbf{I}_n| = |\mathbf{A}|^n$$

If $|\mathbf{A}| \neq 0$, it follows that

$$|\text{adj } \mathbf{A}| = |\mathbf{A}|^{n-1} \quad (5.14)$$

a result known as **Cauchy's theorem**.

It is also the case that

$$\text{adj}(\mathbf{AB}) = (\text{adj } \mathbf{B})(\text{adj } \mathbf{A}) \quad (5.15)$$

so in taking the adjoint of a product the order is reversed.

An important piece of notation that has significant implications for the solution of sets of linear equations concerns whether or not a matrix has zero determinant. A square matrix \mathbf{A} is called **non-singular** if $|\mathbf{A}| \neq 0$ and **singular** if $|\mathbf{A}| = 0$.

Example 5.20

Derive the adjoint of the 2×2 matrices

$$\mathbf{A} = \begin{bmatrix} 1 & 3 \\ 2 & 8 \end{bmatrix} \quad \text{and} \quad \mathbf{B} = \begin{bmatrix} -1 & 2 \\ -3 & -4 \end{bmatrix}$$

and verify the results in (5.13), (5.14) and (5.15).

Solution The cofactors are very easy to evaluate in the 2×2 case: for the matrix \mathbf{A}

$$A_{11} = 8, A_{12} = -2, A_{21} = -3 \quad \text{and} \quad A_{22} = 1$$

and for the matrix \mathbf{B}

$$B_{11} = -4, B_{12} = 3, B_{21} = -2 \quad \text{and} \quad B_{22} = -1$$

The adjoint or adjugate matrices can be written down immediately as

$$\text{adj } \mathbf{A} = \begin{bmatrix} 8 & -3 \\ -2 & 1 \end{bmatrix} \quad \text{and} \quad \text{adj } \mathbf{B} = \begin{bmatrix} -4 & -2 \\ 3 & -1 \end{bmatrix}$$

Now (5.13) gives

$$\mathbf{A}(\text{adj } \mathbf{A}) = \begin{bmatrix} 1 & 3 \\ 2 & 8 \end{bmatrix} \begin{bmatrix} 8 & -3 \\ -2 & 1 \end{bmatrix} = \begin{bmatrix} 2 & 0 \\ 0 & 2 \end{bmatrix} = 2\mathbf{I}$$

$$\mathbf{B}(\text{adj } \mathbf{B}) = \begin{bmatrix} -1 & 2 \\ -3 & -4 \end{bmatrix} \begin{bmatrix} -4 & -2 \\ 3 & -1 \end{bmatrix} = \begin{bmatrix} 10 & 0 \\ 0 & 10 \end{bmatrix} = 10\mathbf{I}$$

so the property is satisfied and the determinants are 2 and 10 respectively. For (5.14) we have $n = 2$, so

$$|\text{adj } \mathbf{A}| = \begin{vmatrix} 8 & -3 \\ -2 & 1 \end{vmatrix} = 2 \quad \text{and} \quad |\text{adj } \mathbf{B}| = \begin{vmatrix} -4 & -2 \\ 3 & -1 \end{vmatrix} = 10$$

as required.

Evaluating the matrices in (5.15)

$$\text{adj}(\mathbf{AB}) = \text{adj} \begin{bmatrix} -10 & -10 \\ -26 & -28 \end{bmatrix} = \begin{bmatrix} -28 & 10 \\ 26 & -10 \end{bmatrix}$$

and

$$\text{adj } \mathbf{B} \text{ adj } \mathbf{A} = \begin{bmatrix} -4 & -2 \\ 3 & -1 \end{bmatrix} \begin{bmatrix} 8 & -3 \\ -2 & 1 \end{bmatrix} = \begin{bmatrix} -28 & 10 \\ 26 & -10 \end{bmatrix}$$

and the statement is clearly verified. It is left as an exercise to show that the product of the matrices the other way round, $\text{adj } \mathbf{A} \text{ adj } \mathbf{B}$, gives a totally different matrix.

Example 5.21

Given

$$\mathbf{A} = \begin{bmatrix} 1 & 1 & 2 \\ 2 & 0 & 1 \\ 3 & 1 & 1 \end{bmatrix}$$

determine $\text{adj } \mathbf{A}$ and show that $\mathbf{A}(\text{adj } \mathbf{A}) = (\text{adj } \mathbf{A})\mathbf{A} = |\mathbf{A}|\mathbf{I}$.**Solution** The matrix of cofactors is

$$\begin{bmatrix} \begin{vmatrix} 0 & 1 \\ 1 & 1 \end{vmatrix} & -\begin{vmatrix} 2 & 1 \\ 3 & 1 \end{vmatrix} & \begin{vmatrix} 2 & 0 \\ 3 & 1 \end{vmatrix} \\ -\begin{vmatrix} 1 & 2 \\ 1 & 1 \end{vmatrix} & \begin{vmatrix} 1 & 2 \\ 3 & 1 \end{vmatrix} & -\begin{vmatrix} 1 & 1 \\ 3 & 1 \end{vmatrix} \\ \begin{vmatrix} 1 & 2 \\ 0 & 1 \end{vmatrix} & -\begin{vmatrix} 1 & 2 \\ 2 & 1 \end{vmatrix} & \begin{vmatrix} 1 & 1 \\ 2 & 0 \end{vmatrix} \end{bmatrix} = \begin{bmatrix} -1 & 1 & 2 \\ 1 & -5 & 2 \\ 1 & 3 & -2 \end{bmatrix}$$

so, from (5.12),

$$\text{adj } \mathbf{A} = \begin{bmatrix} -1 & 1 & 2 \\ 1 & -5 & 2 \\ 1 & 3 & -2 \end{bmatrix}^T = \begin{bmatrix} -1 & 1 & 1 \\ 1 & -5 & 3 \\ 2 & 2 & -2 \end{bmatrix}$$

$$\mathbf{A}(\text{adj } \mathbf{A}) = \begin{bmatrix} 1 & 1 & 2 \\ 2 & 0 & 1 \\ 3 & 1 & 1 \end{bmatrix} \begin{bmatrix} -1 & 1 & 1 \\ 1 & -5 & 3 \\ 2 & 2 & -2 \end{bmatrix} = \begin{bmatrix} 4 & 0 & 0 \\ 0 & 4 & 0 \\ 0 & 0 & 4 \end{bmatrix}$$

$$(\text{adj } \mathbf{A})\mathbf{A} = \begin{bmatrix} -1 & 1 & 1 \\ 1 & -5 & 3 \\ 2 & 2 & -2 \end{bmatrix} \begin{bmatrix} 1 & 1 & 2 \\ 2 & 0 & 1 \\ 3 & 1 & 1 \end{bmatrix} = \begin{bmatrix} 4 & 0 & 0 \\ 0 & 4 & 0 \\ 0 & 0 & 4 \end{bmatrix}$$

Since $|\mathbf{A}| = 4$ the last result then follows.

Check that in MATLAB the commands

```
A = [1 1 2; 2 0 1; 3 1 1];
A = (A)
```

return the first answer in Example 5.21.

5.3.1 Exercises



Check your answers using MATLAB whenever possible.

- 34 Find all the minors and cofactors of the determinant

$$\begin{vmatrix} 1 & 2 & 3 \\ 1 & 0 & 1 \\ 1 & 1 & 1 \end{vmatrix}$$

Hence evaluate the determinant.

- 35 Evaluate the determinants of the following matrices:

$$(a) \begin{bmatrix} 1 & 7 \\ 4 & 9 \end{bmatrix} \quad (b) \begin{bmatrix} 1 & 4 & 3 \\ 2 & -4 & 1 \\ 3 & 2 & -6 \end{bmatrix}$$

$$(c) \begin{bmatrix} 2 & -1 & 3 \\ 4 & 2 & 9 \\ 1 & 3 & -4 \end{bmatrix} \quad (d) \begin{bmatrix} 1 & 0 & 1 \\ 0 & 1 & 0 \\ 1 & 0 & 2 \end{bmatrix}$$

$$(e) \begin{bmatrix} 1 & -1 & 0 \\ 1 & 1 & 1 \\ 0 & 1 & -1 \end{bmatrix}$$

- 36 Given the matrix

$$\mathbf{A} = \begin{bmatrix} 1 & 0 & -1 \\ 1 & 0 & 1 \\ 2 & 2 & 2 \end{bmatrix}$$

determine $|\mathbf{A}|$, $|\mathbf{A}\mathbf{A}^T|$, $|\mathbf{A}^2|$ and $|\mathbf{A} + \mathbf{A}|$.

- 37 Find a series of row manipulations that takes

$$\begin{vmatrix} 1 & 0 & 1 \\ 2 & 1 & 0 \\ 0 & 1 & 1 \end{vmatrix} \quad \text{to} \quad \begin{vmatrix} 2 & 1 & 0 \\ 0 & -\frac{1}{2} & 1 \\ 0 & 0 & 3 \end{vmatrix} \quad \text{and hence evaluate}$$

the determinant.

- 38 Determine $\text{adj } \mathbf{A}$ when

$$\mathbf{A} = \begin{bmatrix} a & b \\ c & d \end{bmatrix}$$

- 39 Determine $\text{adj } \mathbf{A}$ when

$$\mathbf{A} = \begin{bmatrix} 2 & 1 & 1 \\ 3 & 2 & 2 \\ 1 & 1 & 2 \end{bmatrix}$$

Check that $\mathbf{A}(\text{adj } \mathbf{A}) = (\text{adj } \mathbf{A})\mathbf{A} = |\mathbf{A}|\mathbf{I}$.

- 40 For the matrix

$$\mathbf{A} = \begin{bmatrix} 2 & 0 \\ 3 & 1 \end{bmatrix}$$

evaluate $|\mathbf{A}|$, $\text{adj}(\mathbf{A})$, $\mathbf{B} = \frac{\text{adj}(\mathbf{A})}{|\mathbf{A}|}$ and $\mathbf{A}\mathbf{B}$.

- 41 Show that the matrix

$$\mathbf{B} = \begin{bmatrix} 1 & 0 & 2 \\ 3 & 4 & 0 \\ 6 & -2 & 1 \end{bmatrix}$$

is non-singular and verify Cauchy's theorem, namely $|\text{adj } \mathbf{B}| = |\mathbf{B}|^2$.

- 42 If $|\mathbf{A}| = 0$ deduce that $|\mathbf{A}^n| = 0$ for any integer n .

- 43 Given

$$\mathbf{A} = \begin{bmatrix} 2 & -1 & 0 \\ -4 & 3 & -1 \\ 1 & -1 & 1 \end{bmatrix} \quad \text{and}$$

$$\mathbf{B} = \begin{bmatrix} 1 & 0 & 2 \\ 3 & 4 & 0 \\ 6 & -2 & 1 \end{bmatrix}$$

verify that $\text{adj}(\mathbf{A}\mathbf{B}) = (\text{adj } \mathbf{B})(\text{adj } \mathbf{A})$.

- 44 Find the values of λ that make the following determinants zero:

$$(a) \begin{vmatrix} 2 - \lambda & 7 \\ 4 & 6 - \lambda \end{vmatrix}$$

$$(b) \begin{vmatrix} 1 & 3 - \lambda & 4 \\ 4 - \lambda & 2 & -1 \\ 1 & \lambda - 6 & 2 \end{vmatrix}$$

$$(c) \begin{vmatrix} 0 & 2 - \lambda & 0 \\ 2 - \lambda & 4 & 1 \\ 2 & -3 & \lambda - 4 \end{vmatrix}$$

- 45 Evaluate the determinants of the square matrices



$$(a) \begin{bmatrix} 0.42 & 0.31 & -0.16 \\ 0.17 & -0.22 & 0.63 \\ 0.89 & 0.93 & 0.41 \end{bmatrix}$$

$$(b) \begin{bmatrix} 5 & 4 & 1 & 1 \\ 4 & 5 & 1 & 1 \\ 1 & 1 & 4 & 2 \\ 1 & 1 & 2 & 4 \end{bmatrix}$$

- 46 Show that the area of a triangle with vertices (x_1, y_1) , (x_2, y_2) and (x_3, y_3) is given by the absolute value of

$$\frac{1}{2} \begin{vmatrix} 1 & x_1 & y_1 \\ 1 & x_2 & y_2 \\ 1 & x_3 & y_3 \end{vmatrix}$$

Refer to Question 46 in Exercises 4.2.11 and the definition of the vector product in Section 4.2.10.

- 47 Show that $x + x^2 - 2x^3$ is a factor of the determinant D where

$$D = \begin{vmatrix} 0 & x & 2 & x^2 \\ -x & 0 & 1 & x^3 \\ -2 & -1 & 0 & 1 \\ -x^2 & -x^3 & -1 & 0 \end{vmatrix}$$

and hence express D as a product of linear factors.

- 48 Show that

$$\begin{vmatrix} x & a & b \\ x^2 & a^2 & b^2 \\ a + b & x + b & x + a \end{vmatrix} = (b - a)(x - a)(x - b)(x + a + b)$$

Such an exercise can be solved in two lines of code of a symbolic manipulation package such as MAPLE or MATLAB's Symbolic Math Toolbox.

- 49 Verify that if \mathbf{A} is a symmetric matrix then so is $\text{adj } \mathbf{A}$.

- 50 If \mathbf{A} is a skew-symmetric $n \times n$ matrix, verify that $\text{adj } \mathbf{A}$ is symmetric or skew-symmetric according to whether n is odd or even.

5.4 The inverse matrix

Previously we constructed $\text{adj } \mathbf{A}$ and saw that it had interesting properties in relation to the unit matrix (see Section 5.3). We also saw, in Example 5.6, that we had a method of solving linear equations if we could construct \mathbf{B} such that $\mathbf{AB} = \mathbf{I}$. These ideas can be brought together to provide a comprehensive theory of the solution of linear equations, which we will consider later (see Section 5.5).

Given a square matrix \mathbf{A} , if we can construct a matrix \mathbf{B} such that

$$\mathbf{BA} = \mathbf{AB} = \mathbf{I}$$

then we call \mathbf{B} the **inverse** of \mathbf{A} and write it as \mathbf{A}^{-1} . From (5.13)

$$\mathbf{A}(\text{adj } \mathbf{A}) = |\mathbf{A}|\mathbf{I}$$

so that we have gone a long way to constructing the inverse. We have two cases:

- If \mathbf{A} is non-singular then $|\mathbf{A}| \neq 0$ and

$$\mathbf{A}^{-1} = \frac{\text{adj } \mathbf{A}}{|\mathbf{A}|}$$

- If \mathbf{A} is singular then $|\mathbf{A}| = 0$ and it can be shown that the inverse \mathbf{A}^{-1} does not exist.

If the inverse exists then it is unique. Suppose for a given \mathbf{A} we have two inverses \mathbf{B} and \mathbf{C} . Then

$$\mathbf{AB} = \mathbf{BA} = \mathbf{I}, \quad \mathbf{AC} = \mathbf{CA} = \mathbf{I}$$

and therefore

$$\mathbf{AB} = \mathbf{AC}$$

Pre-multiplying by \mathbf{C} , we have

$$\mathbf{C}(\mathbf{AB}) = \mathbf{C}(\mathbf{AC})$$

But matrix multiplication is associative, so we can write this as

$$(\mathbf{CA})\mathbf{B} = (\mathbf{CA})\mathbf{C}$$

Hence

$$\mathbf{IB} = \mathbf{IC} \quad (\text{since } \mathbf{CA} = \mathbf{I})$$

and so

$$\mathbf{B} = \mathbf{C}$$

The inverse is therefore unique.

It should be noted that if both \mathbf{A} and \mathbf{B} are square matrices then $\mathbf{AB} = \mathbf{I}$ if and only if $\mathbf{BA} = \mathbf{I}$.

Example 5.22

Find \mathbf{A}^{-1} and \mathbf{B}^{-1} for the matrices

$$(a) \mathbf{A} = \begin{bmatrix} 1 & 2 \\ 2 & 3 \end{bmatrix} \quad \text{and} \quad (b) \mathbf{B} = \begin{bmatrix} 5 & 2 & 4 \\ 3 & -1 & 2 \\ 1 & 4 & -3 \end{bmatrix}$$

Solution

$$(a) \text{adj } \mathbf{A} = \begin{bmatrix} 3 & -2 \\ -2 & 1 \end{bmatrix}^T = \begin{bmatrix} 3 & -2 \\ -2 & 1 \end{bmatrix} \quad \text{and} \quad |\mathbf{A}| = -1$$

so that

$$\mathbf{A}^{-1} = \frac{\text{adj } \mathbf{A}}{|\mathbf{A}|} = \begin{bmatrix} -3 & 2 \\ 2 & -1 \end{bmatrix}$$

$$(b) \operatorname{adj} \mathbf{B} = \begin{bmatrix} -5 & 11 & 13 \\ 22 & -19 & -18 \\ 8 & 2 & -11 \end{bmatrix}^T = \begin{bmatrix} -5 & 22 & 8 \\ 11 & -19 & 2 \\ 13 & -18 & -11 \end{bmatrix} \quad \text{and} \quad |\mathbf{B}| = 49$$

so that

$$\mathbf{B}^{-1} = \frac{1}{49} \begin{bmatrix} -5 & 22 & 8 \\ 11 & -19 & 2 \\ 13 & -18 & -11 \end{bmatrix}$$

In both cases it can be checked that $\mathbf{A}\mathbf{A}^{-1} = \mathbf{I}$ and $\mathbf{B}\mathbf{B}^{-1} = \mathbf{I}$.

Finding the inverse of a 2×2 matrix is very easy, since for

$$\mathbf{A} = \begin{bmatrix} a & b \\ c & d \end{bmatrix}$$

$$\mathbf{A}^{-1} = \frac{1}{ad - bc} \begin{bmatrix} d & -b \\ -c & a \end{bmatrix} \quad (\text{provided that } ad - bc \neq 0)$$

Unfortunately there is no simple extension of this result to higher-order matrices. On the other hand, in most practical situations the inverse itself is rarely required – it is the solution of the corresponding linear equations that is important. To understand the power and applicability of the various methods of solution of linear equations, the role of the inverse is essential. The consideration of the adjoint matrix provides a theoretical framework for this study, but as a practical method for finding the inverse of a matrix it is virtually useless, since, as we saw earlier, it is so time-consuming to compute determinants.

To find the inverse of a product of two matrices, the order is reversed:

$$(\mathbf{A}\mathbf{B})^{-1} = \mathbf{B}^{-1}\mathbf{A}^{-1} \quad (5.16)$$

(provided that \mathbf{A} and \mathbf{B} are invertible). To prove this, let $\mathbf{C} = \mathbf{B}^{-1}\mathbf{A}^{-1}$. Then

$$\mathbf{C}(\mathbf{A}\mathbf{B}) = (\mathbf{B}^{-1}\mathbf{A}^{-1})(\mathbf{A}\mathbf{B}) = \mathbf{B}^{-1}(\mathbf{A}^{-1}\mathbf{A})\mathbf{B} = \mathbf{B}^{-1}\mathbf{I}\mathbf{B} = \mathbf{B}^{-1}\mathbf{B} = \mathbf{I}$$

and thus

$$\mathbf{C} = \mathbf{B}^{-1}\mathbf{A}^{-1} = (\mathbf{A}\mathbf{B})^{-1}$$

Since matrices do not commute in general $\mathbf{A}^{-1}\mathbf{B}^{-1} \neq \mathbf{B}^{-1}\mathbf{A}^{-1}$.



In MATLAB the inverse of a matrix \mathbf{A} is determined by the command `inv(A)`; first expressing \mathbf{A} in symbolic form using the `sym` command if the Symbolic Math Toolbox is used.

Example 5.23

Given

$$\mathbf{A} = \begin{bmatrix} 1 & 2 \\ 2 & 1 \end{bmatrix} \quad \text{and} \quad \mathbf{B} = \begin{bmatrix} 0 & 1 \\ 1 & 1 \end{bmatrix}$$

evaluate $(\mathbf{AB})^{-1}$, $\mathbf{A}^{-1}\mathbf{B}^{-1}$, $\mathbf{B}^{-1}\mathbf{A}^{-1}$ and show that $(\mathbf{AB})^{-1} = \mathbf{B}^{-1}\mathbf{A}^{-1}$.**Solution**

$$\mathbf{A}^{-1} = \begin{bmatrix} -\frac{1}{3} & \frac{2}{3} \\ \frac{2}{3} & -\frac{1}{3} \end{bmatrix}, \quad \mathbf{B}^{-1} = \begin{bmatrix} -1 & 1 \\ 1 & 0 \end{bmatrix}$$

$$\mathbf{AB} = \begin{bmatrix} 2 & 3 \\ 1 & 3 \end{bmatrix}, \quad (\mathbf{AB})^{-1} = \begin{bmatrix} 1 & -1 \\ -\frac{1}{3} & \frac{2}{3} \end{bmatrix}$$

$$\mathbf{A}^{-1}\mathbf{B}^{-1} = \begin{bmatrix} -\frac{1}{3} & \frac{2}{3} \\ \frac{2}{3} & -\frac{1}{3} \end{bmatrix} \begin{bmatrix} -1 & 1 \\ 1 & 0 \end{bmatrix} = \begin{bmatrix} 1 & -\frac{1}{3} \\ -1 & \frac{2}{3} \end{bmatrix}$$

$$\mathbf{B}^{-1}\mathbf{A}^{-1} = \begin{bmatrix} -1 & 1 \\ 1 & 0 \end{bmatrix} \begin{bmatrix} -\frac{1}{3} & \frac{2}{3} \\ \frac{2}{3} & -\frac{1}{3} \end{bmatrix} = \begin{bmatrix} 1 & -1 \\ -\frac{1}{3} & \frac{2}{3} \end{bmatrix} = (\mathbf{AB})^{-1}$$

Example 5.24

Given the two matrices

$$\mathbf{A} = \begin{bmatrix} 0 & -\frac{3}{5} & 0 \\ \frac{5}{3} & 0 & -\frac{5}{3} \\ 0 & 6 & -6 \end{bmatrix} \quad \text{and} \quad \mathbf{T} = \begin{bmatrix} 0.6 & 0.3 & 0.1 \\ 1 & 1 & 0.5 \\ 1.2 & 1.5 & 1 \end{bmatrix}$$

show that the matrix $\mathbf{T}^{-1}\mathbf{AT}$ is diagonal.**Solution**

The inverse is best computed using MATLAB or a similar package. It may be verified by direct multiplication that

$$\mathbf{T}^{-1} = \frac{1}{6} \begin{bmatrix} 25 & -15 & 5 \\ -40 & 48 & -20 \\ 30 & -54 & 30 \end{bmatrix}$$

The further multiplications give

$$\frac{1}{6} \begin{bmatrix} 25 & -15 & 5 \\ -40 & 48 & -20 \\ 30 & -54 & 30 \end{bmatrix} \begin{bmatrix} 0 & -\frac{3}{5} & 0 \\ \frac{5}{3} & 0 & -\frac{5}{3} \\ 0 & 6 & -6 \end{bmatrix} \begin{bmatrix} 0.6 & 0.3 & 0.1 \\ 1 & 1 & 0.5 \\ 1.2 & 1.5 & 1 \end{bmatrix} = \begin{bmatrix} -1 & 0 & 0 \\ 0 & -2 & 0 \\ 0 & 0 & -3 \end{bmatrix}$$

This technique is an important one mathematically (see the companion text *Advanced Modern Engineering Mathematics*) since it provides a method of uncoupling a system of coupled equations. Practically it is the process used to reduce a physical system to principal axes; in elasticity it provides the principal stresses in a body.



Check that in MATLAB the commands

```
T = [0.6 0.3 0.1; 1 1 0.5; 1.2 1.5 1];
inv(T)
```

return the inverse T^{-1} in the numeric form

$$\begin{bmatrix} 4.1667 & -2.5000 & 0.8333 \\ -6.6667 & 8.0000 & -3.3333 \\ 5.0000 & -9.0000 & 5.0000 \end{bmatrix}$$

Check also that, using the Symbolic Math Toolbox, the exact form given in the solution is obtained using the commands

```
T = [0.6 0.3 0.1; 1 1 0.5; 1.2 1.5 1];
T = sym(T);
inv(T)
```

5.4.1 Exercises



Check your answers to the exercises using MATLAB.

- 51 Determine whether the following matrices are singular or non-singular *and* find the inverse of the non-singular matrices.

(a) $\begin{bmatrix} 1 & 2 \\ 2 & 1 \end{bmatrix}$ (b) $\begin{bmatrix} 1 & 2 & 3 \\ 2 & 2 & 1 \\ 5 & 6 & 5 \end{bmatrix}$

(c) $\begin{bmatrix} 1 & 0 & 0 & 1 \\ 0 & 1 & 0 & 1 \\ 0 & 0 & 1 & 1 \\ 0 & 0 & 0 & 1 \end{bmatrix}$ (d) $\begin{bmatrix} 1 & 0 & 1 \\ 0 & 1 & 0 \\ 1 & 0 & 1 \end{bmatrix}$

- 52 Find the inverses of the matrices

(a) $\begin{bmatrix} 1 & 1 & 1 \\ 0 & 1 & 0 \\ 0 & 0 & 1 \end{bmatrix}$ (b) $\begin{bmatrix} 1 & 0 & 0 & 0 \\ 0 & 2 & 0 & 0 \\ 0 & 0 & 3 & 0 \\ 0 & 0 & 0 & 4 \end{bmatrix}$

(c) $\begin{bmatrix} 1 & j \\ -j & 2 \end{bmatrix}$ (d) $\begin{bmatrix} 1 & 2 & 3 \\ 0 & 1 & 2 \\ 2 & 3 & 1 \end{bmatrix}$

- 53 Verify that

$$\mathbf{A} = \begin{bmatrix} 0 & 1 & -3 \\ 2 & 1 & 0 \\ 1 & -2 & 1 \end{bmatrix}$$

has an inverse

$$\mathbf{A}^{-1} = \frac{1}{13} \begin{bmatrix} 1 & 5 & 3 \\ -2 & 3 & -6 \\ -5 & 1 & -2 \end{bmatrix}$$

and hence solve the equation

$$\mathbf{ACA} = \begin{bmatrix} 2 & 1 & 1 \\ 0 & 2 & 3 \\ 2 & 1 & 0 \end{bmatrix}$$

- 54 (a) If a square matrix \mathbf{A} satisfies $\mathbf{A}^2 = \mathbf{A}$ and has an inverse, show that \mathbf{A} is the unit matrix.

(b) Show that $\mathbf{A} = \begin{bmatrix} 1 & 0 \\ 0 & 0 \end{bmatrix}$ satisfies $\mathbf{A}^2 = \mathbf{A}$.

Note: Matrices that satisfy $\mathbf{A}^2 = \mathbf{A}$ are called idempotent.

- 55 If

$$\mathbf{A} = \begin{bmatrix} 1 & 0 & 0 \\ 1 & 1 & 0 \\ 0 & 2 & 1 \end{bmatrix}, \quad \mathbf{B} = \begin{bmatrix} 1 & 4 & -1 \\ 0 & 2 & 1 \\ 0 & 0 & 2 \end{bmatrix}$$

$$\text{and } \mathbf{C} = \begin{bmatrix} 1 & 4 & -1 \\ 1 & 6 & 0 \\ 0 & 4 & 4 \end{bmatrix}$$

show that $\mathbf{AB} = \mathbf{C}$. Find the inverse of \mathbf{A} and \mathbf{B} and hence of \mathbf{C} .

Note: This is an example of a powerful method called **LU decomposition**.

- 56 Given the matrix

$$\mathbf{A} = \begin{bmatrix} 1 & 1 & 0 \\ 0 & 1 & 2 \\ 1 & 2 & 3 \end{bmatrix}$$

and the elementary matrices

$$\mathbf{E}_1 = \begin{bmatrix} 1 & 0 & 0 \\ 0 & 1 & 0 \\ -1 & 0 & 1 \end{bmatrix} \quad \mathbf{E}_2 = \begin{bmatrix} 1 & 0 & 0 \\ 0 & 1 & 0 \\ 0 & -1 & 1 \end{bmatrix}$$

$$\mathbf{E}_3 = \begin{bmatrix} 1 & 0 & 0 \\ 0 & 1 & -2 \\ 0 & 0 & 1 \end{bmatrix} \quad \mathbf{E}_4 = \begin{bmatrix} 1 & -1 & 0 \\ 0 & 1 & 0 \\ 0 & 0 & 1 \end{bmatrix}$$

evaluate $\mathbf{E}_1\mathbf{A}$, $\mathbf{E}_2\mathbf{E}_1\mathbf{A}$, $\mathbf{E}_3\mathbf{E}_2\mathbf{E}_1\mathbf{A}$ and $\mathbf{E}_4\mathbf{E}_3\mathbf{E}_2\mathbf{E}_1\mathbf{A}$ and hence find the inverse of \mathbf{A} .

Note: The elementary matrices manipulate the rows of the matrix \mathbf{A} .

- 57 For the matrix

$$\mathbf{A} = \begin{bmatrix} 1 & 2 & 2 \\ 2 & 1 & 2 \\ 2 & 2 & 1 \end{bmatrix}$$

show that $\mathbf{A}^2 - 4\mathbf{A} - 5\mathbf{I} = \mathbf{0}$ and hence that $\mathbf{A}^{-1} = \frac{1}{5}(\mathbf{A} - 4\mathbf{I})$. Calculate \mathbf{A}^{-1} from this result. Further show that the inverse of \mathbf{A}^2 is given by $\frac{1}{25}(21\mathbf{I} - 4\mathbf{A})$ and evaluate.

- 58 Given

$$\mathbf{A} = \begin{bmatrix} 1 & 0 & 2 \\ 6 & 4 & 0 \\ 6 & -2 & 1 \end{bmatrix} \quad \text{and} \quad \mathbf{B} = \begin{bmatrix} 5 & 2 & 4 \\ 3 & -1 & 2 \\ 1 & 4 & -3 \end{bmatrix}$$

find \mathbf{A}^{-1} and \mathbf{B}^{-1} . Verify that $(\mathbf{AB})^{-1} = \mathbf{B}^{-1}\mathbf{A}^{-1}$.

- 59 Given the matrices

$$\mathbf{A} = \begin{bmatrix} 1 & 0 & 0 & 0 \\ 0 & 0 & 1 & 0 \\ 0 & 1 & 0 & 0 \\ 0 & 0 & 0 & 1 \end{bmatrix} \quad \text{and} \quad \mathbf{B} = \begin{bmatrix} 1 & 0 & 0 & 0 \\ 0 & 0 & 1 & 0 \\ 0 & 0 & 0 & 1 \\ 0 & 1 & 0 & 0 \end{bmatrix}$$

show that $\mathbf{A}^2 = \mathbf{I}$ and $\mathbf{B}^3 = \mathbf{I}$, and hence find \mathbf{A}^{-1} , \mathbf{B}^{-1} and $(\mathbf{AB})^{-1}$.

Note: The matrices \mathbf{A} and \mathbf{B} in this exercise are examples of **permutation matrices**. For instance, \mathbf{A} gives

$$\mathbf{A} \begin{bmatrix} x_1 \\ x_2 \\ x_3 \\ x_4 \end{bmatrix} = \begin{bmatrix} x_1 \\ x_3 \\ x_2 \\ x_4 \end{bmatrix}$$

and the suffices are just permuted; \mathbf{B} has similar properties.

5.5 Linear equations

Although matrices are of great importance in themselves, their practical importance lies in the solution of sets of linear equations. Such sets of equations occur in a wide range of scientific and engineering problems. In the first part of this section we shall consider whether or not a solution exists, and then later (see Sections 5.5.2 and 5.5.4) we shall look at practical methods of solution.

We now make some definitive statements about the solution of the system of simultaneous linear equations.

$$\left. \begin{aligned} a_{11}x_1 + a_{12}x_2 + \dots + a_{1n}x_n &= b_1 \\ a_{21}x_1 + a_{22}x_2 + \dots + a_{2n}x_n &= b_2 \\ \vdots & \\ a_{n1}x_1 + a_{n2}x_2 + \dots + a_{nn}x_n &= b_n \end{aligned} \right\} \quad (5.17)$$

or, in matrix notation,

$$\begin{bmatrix} a_{11} & a_{12} & \dots & a_{1n} \\ a_{21} & a_{22} & \dots & a_{2n} \\ \vdots & & & \\ a_{n1} & a_{n2} & \dots & a_{nn} \end{bmatrix} \begin{bmatrix} x_1 \\ x_2 \\ \vdots \\ x_n \end{bmatrix} = \begin{bmatrix} b_1 \\ b_2 \\ \vdots \\ b_n \end{bmatrix}$$

that is,

$$\mathbf{AX} = \mathbf{b} \quad (5.18)$$

where \mathbf{A} is the matrix of coefficients and \mathbf{X} the vector of unknowns. If $\mathbf{b} = 0$ the equations are called **homogeneous**, while if $\mathbf{b} \neq 0$ they are called **nonhomogeneous** (or **inhomogeneous**). There are several cases to consider, dependent on the vector \mathbf{b} and the determinant of \mathbf{A} .

Case (a) $\mathbf{b} \neq 0$ and $|\mathbf{A}| \neq 0$

We know that \mathbf{A}^{-1} exists, and hence

$$\mathbf{A}^{-1}\mathbf{AX} = \mathbf{A}^{-1}\mathbf{b}$$

so that

$$\mathbf{X} = \mathbf{A}^{-1}\mathbf{b} \quad (5.19)$$

and we have a unique solution to (5.17) and (5.18).

Case (b) $\mathbf{b} = 0$ and $|\mathbf{A}| \neq 0$

Again \mathbf{A}^{-1} exists, and the homogeneous equations

$$\mathbf{AX} = 0$$

give

$$\mathbf{A}^{-1}\mathbf{A}\mathbf{X} = \mathbf{A}^{-1}\mathbf{0} \quad \text{or} \quad \mathbf{X} = \mathbf{0}$$

We therefore only have the **trivial solution** $\mathbf{X} = \mathbf{0}$.

Case (c) $\mathbf{b} \neq \mathbf{0}$ and $|\mathbf{A}| = 0$

The inverse matrix does not exist, and this is perhaps the most complicated case. We have two possibilities: either we have no solution or we have infinitely many solutions. A simple example will illustrate the situation. The equations

$$\left. \begin{array}{l} 3x + 2y = 2 \\ 3x + 2y = 6 \end{array} \right\}, \quad \text{or} \quad \begin{bmatrix} 3 & 2 \\ 3 & 2 \end{bmatrix} \begin{bmatrix} x \\ y \end{bmatrix} = \begin{bmatrix} 2 \\ 6 \end{bmatrix}$$

are clearly inconsistent, and no solution exists. However, in the case of

$$\left. \begin{array}{l} 3x + 2y = 2 \\ 6x + 4y = 4 \end{array} \right\}, \quad \text{or} \quad \begin{bmatrix} 3 & 2 \\ 6 & 4 \end{bmatrix} \begin{bmatrix} x \\ y \end{bmatrix} = \begin{bmatrix} 2 \\ 4 \end{bmatrix}$$

where one equation is a multiple of the other, we have infinitely many solutions: $x = \lambda$, $y = 1 - \frac{3}{2}\lambda$ is a solution for any value of λ .

The same behaviour is observed for problems involving more than two variables, but the situation is then much more difficult to analyse. The problem of determining whether or not a set of equations has a solution will be discussed later (see Section 5.6).

Case (d) $\mathbf{b} = \mathbf{0}$ and $|\mathbf{A}| = 0$

As in case (c), we have infinitely many solutions. For instance, the case of two equations takes the form

$$\begin{aligned} px + qy &= 0 \\ \alpha px + \alpha qy &= 0 \end{aligned}$$

so that $|\mathbf{A}| = 0$ and we find a solution $x = \lambda$, $y = -p\lambda/q$ if $q \neq 0$. If $q = 0$ then $x = 0$, $y = \lambda$ is a solution.

This case is one of the most important, since we can deduce the important general result that *the equation*

$$\mathbf{A}\mathbf{X} = \mathbf{0}$$

has a non-trivial solution if and only if $|\mathbf{A}| = 0$.

Again the general result will be discussed further in Section 5.6, which looks at the rank of a matrix.

Example 5.25

Write the five sets of equations in matrix form and decide whether they have or do not have a solution.

- (a) $\begin{array}{l} 2x + y = 5 \\ x - 2y = -5 \end{array}$ (b) $\begin{array}{l} 2x + y = 0 \\ x - 2y = 0 \end{array}$ (c) $\begin{array}{l} -3x + 6y = 15 \\ x - 2y = -5 \end{array}$
- (d) $\begin{array}{l} -3x + 6y = 10 \\ x - 2y = -5 \end{array}$ (e) $\begin{array}{l} -3x + 6y = 0 \\ x - 2y = 0 \end{array}$

Solution (a) In matrix form the equations are $\begin{bmatrix} 2 & 1 \\ 1 & -2 \end{bmatrix} \begin{bmatrix} x \\ y \end{bmatrix} = \begin{bmatrix} 5 \\ -5 \end{bmatrix}$. The determinant of the matrix has the value -5 and the right-hand side is non-zero, so the problem is of the type **Case (a)** and hence has a unique solution, namely $x = 1, y = 3$.

(b) In matrix form the equations are $\begin{bmatrix} 2 & 1 \\ 1 & -2 \end{bmatrix} \begin{bmatrix} x \\ y \end{bmatrix} = \begin{bmatrix} 0 \\ 0 \end{bmatrix}$. The determinant of the matrix has the value -5 and the right-hand side is now zero, so the problem is of the type **Case (b)** and hence only has the trivial solution, namely $x = 0, y = 0$.

(c) In matrix form the equations are $\begin{bmatrix} -3 & 6 \\ 1 & -2 \end{bmatrix} \begin{bmatrix} x \\ y \end{bmatrix} = \begin{bmatrix} 15 \\ -5 \end{bmatrix}$. The determinant of the matrix is now zero and the right-hand side is non-zero, so the problem is of the type **Case (c)** and hence the solution is not so easy. Essentially the first equation is just (-3) times the second equation, so a solution can be computed. A bit of rearrangement soon gives $x = 2t - 5, y = t$ for any t , and thus there are infinitely many solutions to this set of equations.

(d) In matrix form the equations are $\begin{bmatrix} -3 & 6 \\ 1 & -2 \end{bmatrix} \begin{bmatrix} x \\ y \end{bmatrix} = \begin{bmatrix} 10 \\ -5 \end{bmatrix}$. The determinant of the matrix is zero again and the right-hand side is non-zero, so the problem is once more of the type **Case (c)** and hence the solution is not so easy. The left-hand side of the first equation is (-3) times the second equation but the right-hand side is only (-2) times the second equation, so the equations are inconsistent and there is no solution to this set of equations.

(e) In matrix form the equations are $\begin{bmatrix} -3 & 6 \\ 1 & -2 \end{bmatrix} \begin{bmatrix} x \\ y \end{bmatrix} = \begin{bmatrix} 0 \\ 0 \end{bmatrix}$. The determinant of the matrix is zero again and the right-hand side is also zero, so the problem is of the type **Case (d)** and hence a non-trivial solution can be found. It can be seen that $x = 2s$ and $y = s$ gives the solution for any s .

Example 5.26

Find a solution of

$$x + y + z = 6$$

$$x + 2y + 3z = 14$$

$$x + 4y + 9z = 36$$

Solution Expressing the equations in matrix form $\mathbf{AX} = \mathbf{b}$

$$\begin{bmatrix} 1 & 1 & 1 \\ 1 & 2 & 3 \\ 1 & 4 & 9 \end{bmatrix} \begin{bmatrix} x \\ y \\ z \end{bmatrix} = \begin{bmatrix} 6 \\ 14 \\ 36 \end{bmatrix}$$

we have

$$|\mathbf{A}| = \begin{vmatrix} 1 & 1 & 1 \\ 1 & 2 & 3 \\ 1 & 4 & 9 \end{vmatrix} = \begin{vmatrix} 1 & 0 & 0 \\ 1 & 1 & 2 \\ 1 & 3 & 8 \end{vmatrix} = 2 \neq 0 \quad (\text{subtracting column 1 from columns 2 and 3})$$

so that a solution does exist and is unique. The inverse of \mathbf{A} can be computed as

$$\mathbf{A}^{-1} = \begin{bmatrix} 3 & -\frac{5}{2} & \frac{1}{2} \\ -3 & 4 & -1 \\ 1 & -\frac{3}{2} & \frac{1}{2} \end{bmatrix}$$

and hence, from (5.19),

$$\mathbf{X} = \begin{bmatrix} x \\ y \\ z \end{bmatrix} = \mathbf{A}^{-1} \begin{bmatrix} 6 \\ 14 \\ 36 \end{bmatrix} = \begin{bmatrix} 1 \\ 2 \\ 3 \end{bmatrix}$$

so the solution is $x = 1$, $y = 2$ and $z = 3$.

Example 5.27

Find the values of k for which the equations

$$x + 5y + 3z = 0$$

$$5x + y - kz = 0$$

$$x + 2y + kz = 0$$

have a non-trivial solution.

Solution The matrix of coefficients is

$$\mathbf{A} = \begin{bmatrix} 1 & 5 & 3 \\ 5 & 1 & -k \\ 1 & 2 & k \end{bmatrix}$$

For a non-zero solution, $|\mathbf{A}| = 0$. Hence

$$0 = |\mathbf{A}| = \begin{vmatrix} 1 & 5 & 3 \\ 5 & 1 & -k \\ 1 & 2 & k \end{vmatrix} = 27 - 27k$$

Thus the equations have a non-trivial solution if $k = 1$; if $k \neq 1$, the only solution is $x = y = z = 0$. For $k = 1$ a simple calculation gives $x = \lambda$, $y = -2\lambda$ and $z = 3\lambda$ for any λ .

Example 5.28

Find the values of λ and the corresponding column vector \mathbf{X} such that

$$(\mathbf{A} - \lambda\mathbf{I})\mathbf{X} = 0$$

has a non-trivial solution, given

$$\mathbf{A} = \begin{bmatrix} 3 & 1 \\ -2 & 0 \end{bmatrix}$$

Solution We require

$$\begin{aligned} 0 &= |\mathbf{A} - \lambda \mathbf{I}| = \begin{vmatrix} 3 - \lambda & 1 \\ -2 & -\lambda \end{vmatrix} \\ &= -3\lambda + \lambda^2 + 2 = (\lambda - 2)(\lambda - 1) \end{aligned}$$

Non-trivial solutions occur only if $\lambda = 1$ or 2 .

If $\lambda = 1$,

$$\begin{bmatrix} 2 & 1 \\ -2 & -1 \end{bmatrix} \begin{bmatrix} x \\ y \end{bmatrix} = 0, \quad \text{so } \mathbf{X} = \begin{bmatrix} x \\ y \end{bmatrix} = \alpha \begin{bmatrix} 1 \\ -2 \end{bmatrix} \quad \text{for any } \alpha$$

If $\lambda = 2$,

$$\begin{bmatrix} 1 & 1 \\ -2 & -2 \end{bmatrix} \begin{bmatrix} x \\ y \end{bmatrix} = 0, \quad \text{so } \mathbf{X} = \begin{bmatrix} x \\ y \end{bmatrix} = \beta \begin{bmatrix} 1 \\ -1 \end{bmatrix} \quad \text{for any } \beta$$

(Note: The problem described here is an important one. The λ and \mathbf{X} are called **eigenvalues** and **eigenvectors**, which are introduced later in Section 5.7.)

It is possible to write down the solution of a set of equations explicitly in terms of the cofactors of a matrix. However, as a method for computing the solution, this is extremely inefficient; a set of ten equations, for example, will require 4×10^8 multiplications – which takes a long time even on modern computers. The method is of great theoretical interest though. Consider the set of equations

$$\left. \begin{aligned} a_{11}x_1 + a_{12}x_2 + a_{13}x_3 &= b_1 \\ a_{21}x_1 + a_{22}x_2 + a_{23}x_3 &= b_2 \\ a_{31}x_1 + a_{32}x_2 + a_{33}x_3 &= b_3 \end{aligned} \right\} \quad (5.20)$$

Denoting the matrix of coefficients by \mathbf{A} and recalling the definitions of the cofactors in Section 5.3, we multiply the equations by A_{11} , A_{21} and A_{31} respectively and add to give

$$\begin{aligned} (a_{11}A_{11} + a_{21}A_{21} + a_{31}A_{31})x_1 &+ (a_{12}A_{11} + a_{22}A_{21} + a_{32}A_{31})x_2 \\ &+ (a_{13}A_{11} + a_{23}A_{21} + a_{33}A_{31})x_3 \\ &= b_1A_{11} + b_2A_{21} + b_3A_{31} \end{aligned}$$

Using (5.11), we obtain

$$|\mathbf{A}|x_1 + 0x_2 + 0x_3 = b_1A_{11} + b_2A_{21} + b_3A_{31}$$

The right-hand side can be written as a determinant, so

$$|\mathbf{A}|x_1 = \begin{vmatrix} b_1 & a_{12} & a_{13} \\ b_2 & a_{22} & a_{23} \\ b_3 & a_{32} & a_{33} \end{vmatrix}$$

The other x_i follow similarly, and we derive **Cramer's rule** that a solution of (5.20) is

$$x_1 = |\mathbf{A}|^{-1} \begin{vmatrix} b_1 & a_{12} & a_{13} \\ b_2 & a_{22} & a_{23} \\ b_3 & a_{32} & a_{33} \end{vmatrix},$$

$$x_2 = |\mathbf{A}|^{-1} \begin{vmatrix} a_{11} & b_1 & a_{13} \\ a_{21} & b_2 & a_{23} \\ a_{31} & b_3 & a_{33} \end{vmatrix},$$

$$x_3 = |\mathbf{A}|^{-1} \begin{vmatrix} a_{11} & a_{12} & b_1 \\ a_{21} & a_{22} & b_2 \\ a_{31} & a_{32} & b_3 \end{vmatrix}$$

provided $|\mathbf{A}| \neq 0$. Again it should be stressed that this rule should not be used as a computational method because of the large effort required to evaluate determinants. It also exhibits numerical instability.

Example 5.29

A function $u(x, y)$ is known to take values u_1, u_2 and u_3 at the points (x_1, y_1) , (x_2, y_2) and (x_3, y_3) respectively. Find the linear interpolating function

$$u = a + bx + cy$$

within the triangle having its vertices at these three points.

Solution To fit the data to the linear interpolating function

$$\begin{aligned} u_1 &= a + bx_1 + cy_1 \\ u_2 &= a + bx_2 + cy_2 \\ u_3 &= a + bx_3 + cy_3 \end{aligned} \quad \text{or in matrix form} \quad \begin{bmatrix} u_1 \\ u_2 \\ u_3 \end{bmatrix} = \begin{bmatrix} 1 & x_1 & y_1 \\ 1 & x_2 & y_2 \\ 1 & x_3 & y_3 \end{bmatrix} \begin{bmatrix} a \\ b \\ c \end{bmatrix}$$

The values of a, b and c can be obtained from Cramer's rule as

$$a = \frac{\begin{vmatrix} u_1 & x_1 & y_1 \\ u_2 & x_2 & y_2 \\ u_3 & x_3 & y_3 \end{vmatrix}}{\det(\mathbf{A})}, \quad b = \frac{\begin{vmatrix} 1 & u_1 & y_1 \\ 1 & u_2 & y_2 \\ 1 & u_3 & y_3 \end{vmatrix}}{\det(\mathbf{A})} \quad \text{and}$$

$$c = \begin{vmatrix} 1 & x_1 & u_1 \\ 1 & x_2 & u_2 \\ 1 & x_3 & u_3 \end{vmatrix} / \det(\mathbf{A})$$

where \mathbf{A} is the matrix of coefficients. The interpolation formula is now known. In finite-element analysis the evaluation of interpolation functions, such as the one described, is of great importance. Finite elements are central to many large-scale calculations in all branches of engineering; an introduction is given in Chapter 9 of the companion text *Advanced Modern Engineering Mathematics*.

Example 5.30

Solve the matrix equation $\mathbf{AX} = \mathbf{c}$ where



$$\mathbf{A} = \begin{bmatrix} 4 & 1 & 0 & 0 & 0 & 0 & 0 & 0 & 0 & 0 \\ 1 & 4 & 1 & 0 & 0 & 0 & 0 & 0 & 0 & 0 \\ 1 & 0 & 4 & 1 & 0 & 0 & 0 & 0 & 0 & 0 \\ 1 & 0 & 0 & 4 & 1 & 0 & 0 & 0 & 0 & 0 \\ 1 & 0 & 0 & 0 & 4 & 1 & 0 & 0 & 0 & 0 \\ 1 & 0 & 0 & 0 & 0 & 4 & 1 & 0 & 0 & 0 \\ 1 & 0 & 0 & 0 & 0 & 0 & 4 & 1 & 0 & 0 \\ 1 & 0 & 0 & 0 & 0 & 0 & 0 & 4 & 1 & 0 \\ 1 & 0 & 0 & 0 & 0 & 0 & 0 & 0 & 4 & 1 \\ 1 & 0 & 0 & 0 & 0 & 0 & 0 & 0 & 0 & 4 \end{bmatrix} \quad \text{and} \quad \mathbf{c} = \begin{bmatrix} 1 \\ 2 \\ 3 \\ 4 \\ 5 \\ 5 \\ 4 \\ 3 \\ 2 \\ 1 \end{bmatrix}$$

Solution

The solution of such a problem is beyond the scope of hand computation; Cramer's rule, evaluation of the adjoint and direct evaluation of the inverse are all impracticable. Even the more practical methods in the next sections struggle with this size of problem if hand computation is tried. A computer package must be used. In MATLAB the relevant instructions are given.



```
b = zeros (10, 10);
for i = 1 : 9, b (i, i) = 4; b (i, i + 1) = 1; b (i + 1, i)
= 1; end
b (10, 10) = 4;
c = [1; 2; 3; 4; 5; 5; 4; 3; 2; 1];
b \ c
```

gives the solution

```
0.1685  0.3258  0.5282  0.7188  0.9563  1.0063  0.8063
0.6064  0.4059  0.2079
```

5.5.1 Exercises



Check your answers using MATLAB whenever possible.

60 Solve the matrix equation $\mathbf{A}\mathbf{X} = \mathbf{b}$ for the vector \mathbf{X} in the following:

$$(a) \mathbf{A} = \begin{bmatrix} 2 & 3 \\ 5 & -2 \end{bmatrix} \quad \mathbf{b} = \begin{bmatrix} 8 \\ 1 \end{bmatrix}$$

$$(b) \mathbf{A} = \begin{bmatrix} 1 & 0 & 0 \\ 2 & -1 & 0 \\ 2 & 2 & 2 \end{bmatrix} \quad \mathbf{b} = \begin{bmatrix} 1 \\ 6 \\ -6 \end{bmatrix}$$

$$(c) \mathbf{A} = \begin{bmatrix} 2 & 1 \\ 0 & 1 \end{bmatrix} \begin{bmatrix} 1 & 0 \\ 3 & 1 \end{bmatrix} \quad \mathbf{b} = -\begin{bmatrix} 3 \\ 1 \end{bmatrix}$$

$$(d) \mathbf{A} = \begin{bmatrix} 1 & 0 & 0 & 0 \\ 0 & 3 & 1 & 0 \\ 0 & 1 & 2 & 0 \\ 0 & 0 & 0 & 1 \end{bmatrix} \quad \mathbf{b} = \begin{bmatrix} 4 \\ 11 \\ 7 \\ 1 \end{bmatrix}$$

61 If

$$\mathbf{A} = \begin{bmatrix} \cos \alpha & -\sin \alpha \\ \sin \alpha & \cos \alpha \end{bmatrix}$$

show that

$$\mathbf{A}^{-1} = \begin{bmatrix} \cos \alpha & \sin \alpha \\ -\sin \alpha & \cos \alpha \end{bmatrix}$$

and hence solve for the vector \mathbf{X} in the equation

$$\begin{bmatrix} \cos \frac{\pi}{8} & -\sin \frac{\pi}{8} \\ \sin \frac{\pi}{8} & \cos \frac{\pi}{8} \end{bmatrix} \mathbf{X} = \begin{bmatrix} \cos \frac{\pi}{4} \\ \sin \frac{\pi}{4} \end{bmatrix}$$

62 Solve the complex matrix equation

$$\begin{bmatrix} 1 & j & 0 \\ 0 & 1 & 0 \\ j & 0 & j \end{bmatrix} \mathbf{X} = \begin{bmatrix} 0 \\ 1 \\ 0 \end{bmatrix}$$

63 Find the inverse of the matrix

$$\mathbf{A} = \begin{bmatrix} -1 & 2 & 1 \\ 0 & 1 & -2 \\ 1 & 4 & -1 \end{bmatrix}$$

and hence solve the equations

$$-x + 2y + z = 2$$

$$y - 2z = -3$$

$$x + 4y - z = 4$$

64 Show that there are two values of α for which the equations

$$\alpha x - 3y + (1 + \alpha)z = 0$$

$$2x + y - \alpha z = 0$$

$$(\alpha + 2)x - 2y + \alpha z = 0$$

have non-trivial solutions. Find the solutions corresponding to these two values of α .

65 If

$$\mathbf{A} = \begin{bmatrix} -3 & 1 & -1 \\ 1 & -5 & 1 \\ -1 & 1 & -3 \end{bmatrix}$$

find the values of λ for which the equation $\mathbf{A}\mathbf{X} = \lambda\mathbf{X}$ has non-trivial solutions.

66 Given the matrix

$$\mathbf{A} = \begin{bmatrix} 1 & a & -1 \\ a & -2 & 2 \\ -1 & 1 & a \end{bmatrix}$$

(a) solve $|\mathbf{A}| = 0$ for real a ,

(b) if $a = 2$, find \mathbf{A}^{-1} and hence solve

$$\mathbf{A} \begin{bmatrix} x \\ y \\ z \end{bmatrix} = \begin{bmatrix} 1 \\ 0 \\ 2 \end{bmatrix}$$

(c) if $a = 0$, find the general solution of

$$\mathbf{A} \begin{bmatrix} x \\ y \\ z \end{bmatrix} = \begin{bmatrix} 0 \\ 0 \\ 0 \end{bmatrix}$$

(d) if $a = 1$, show that

$$\mathbf{A} \begin{bmatrix} x \\ y \\ z \end{bmatrix} = 2 \begin{bmatrix} x \\ y \\ z \end{bmatrix}$$

can be solved for non-zero x , y and z .

67 Use MATLAB or a similar package to find the inverse of the matrix



$$\begin{bmatrix} 6 & 2 & 1 & 0 & 0 & 0 \\ 2 & 6 & 2 & 1 & 0 & 0 \\ 1 & 2 & 6 & 2 & 1 & 0 \\ 0 & 1 & 2 & 6 & 2 & 1 \\ 0 & 0 & 1 & 2 & 6 & 2 \\ 0 & 0 & 0 & 1 & 2 & 6 \end{bmatrix}$$

and hence solve the matrix equation

$$\mathbf{A}\mathbf{X} = \mathbf{c}$$

where $\mathbf{c}^T = [1 \ 0 \ 0 \ 0 \ 0 \ 1]$.

68 In finite-element calculations the bilinear function

$$u(x, y) = a + bx + cy + dxy$$

is commonly used for interpolation over a quadrilateral and data is always stored in matrix form. If the function fits the data $u(0, 0) = u_1$, $u(p, 0) = u_2$, $u(0, q) = u_3$ and $u(p, q) = u_4$ at the four corners of a rectangle, use matrices to find the coefficients a , b , c and d .

69 In an industrial process, water flows through three tanks in succession, as illustrated in Figure 5.6.

The tanks have unit cross-section and have heads of water x , y and z respectively. The rate of inflow into the first tank is u , the flowrate in the tube connecting tanks 1 and 2 is $6(x - y)$, the flowrate in the tube connecting tanks 2 and 3 is $5(y - z)$ and the rate of outflow from tank 3 is $4.5z$.

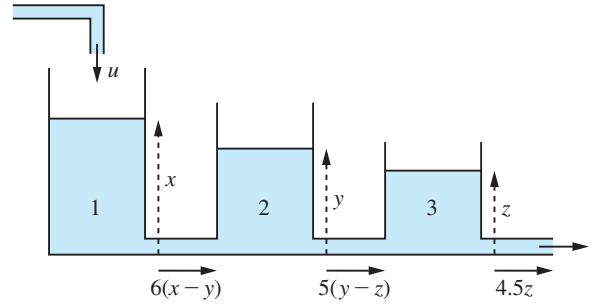


Figure 5.6 Flow through three tanks in Question 69.

Show that the equations of the system in the steady flow situation are

$$u = 6x - 6y$$

$$0 = 6x - 11y + 5z$$

$$0 = 5y - 9.5z$$

and hence find x , y and z .

70 A function is known to fit closely to the approximate function



$$f(z) = \frac{az + b}{cz + 1}$$

It is fitted to the three points ($z = 0, f = 1$), ($z = 0.5, f = 1.128$) and ($z = 1.3, f = 1.971$). Show that the parameters satisfy

$$\begin{bmatrix} 1 \\ 1.128 \\ 1.971 \end{bmatrix} = \begin{bmatrix} 0 & 1 & 0 \\ 0.5 & 1 & -0.5640 \\ 1.3 & 1 & -2.562 \end{bmatrix} \begin{bmatrix} a \\ b \\ c \end{bmatrix}$$

Find a , b and c and hence the approximating function (use of MATLAB is recommended).

Check the value $f(1) = 1.543$. (Note that the values were chosen from tables of $\cosh z$.)

The method described here is a simple example of a powerful approximation method.

71 A cantilever beam bends under a uniform load w per unit length and is subject to an axial force P at its free end. For small deflections a numerical approximation to the shape of the beam is given by the set of equations



$$-vy_1 + y_2 = -u$$

$$y_1 - vy_2 + y_3 = -4u$$

$$y_2 - vy_3 + y_4 = -9u$$

$$2y_3 - vy_4 = -16u$$

The deflections are indicated on Figure 5.7. The parameter v is defined as

$$v = 2 + \frac{PL^2}{16EI}$$

where EI is the flexural rigidity and L is the length of the beam. The parameter $u = wL^4/32EI$.

Use either Cramer's rule or the adjoint matrix to solve the equations when $v = 3$ and $u = 1$.

Note the immense effort required to solve this very simple problem using these methods. In later sections much more efficient methods will be described. A computer package such as MATLAB should be used to check the results.

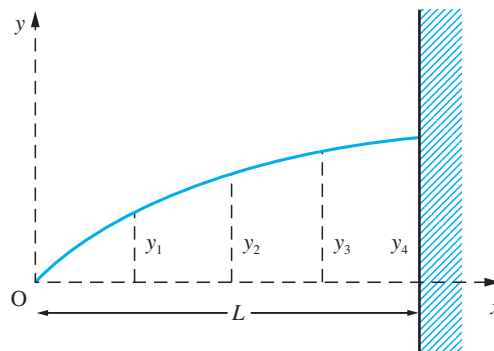


Figure 5.7 Cantilever beam in Question 71.

5.5.2 The solution of linear equations: elimination methods

The idea behind elimination techniques can be seen by considering the solution of two simultaneous equations

$$x + 2y = 4$$

$$2x + y = 5$$

Subtract $2 \times$ the first equation from the equation to give

$$x + 2y = 4$$

$$-3y = -3$$

Divide the second equation by -3

$$x + 2y = 4$$

$$y = 1$$

From the second of these equations $y = 1$ and substituting into the first equation gives $x = 2$.

This example illustrates the basic technique for the solution of a set of linear equations by Gaussian elimination, which is very straightforward in principle. However, it needs considerable care to ensure that the calculations are carried out efficiently. Given n linear equations in the variables x_1, x_2, \dots, x_n , we solve in a series of steps:

- (1) We solve the first equation for x_1 in terms of x_2, \dots, x_n , and eliminate x_1 from the remaining equations.
- (2) We then solve the second equation of the remaining set for x_2 in terms of x_3, \dots, x_n and eliminate x_2 from the remaining equations.
- (3) We repeat the process in turn on x_3, x_4, \dots until we arrive at a final equation for x_n , which we can then solve.
- (4) We substitute back to get in turn $x_{n-1}, x_{n-2}, \dots, x_1$.

For a small number of variables, say two, three or four, the method is easy to apply and efficiency is not of the highest priority. In most science and engineering problems we are normally dealing with a large number of variables – a simple stability analysis of

a vibrating system can lead to seven or eight variables, and a plate-bending problem could easily give rise to several hundred variables.

As a further example of the basic technique, we solve

$$x_1 + x_2 = 3 \quad (5.21)$$

$$2x_1 + x_2 + x_3 = 7 \quad (5.22)$$

$$x_1 + 2x_2 + 3x_3 = 14 \quad (5.23)$$

First, we eliminate x_1 :

$$(5.21) \text{ gives } x_1 = 3 - x_2 \quad (5.21')$$

$$(5.22) \text{ gives } 2(3 - x_2) + x_2 + x_3 = 7, \text{ or } -x_2 + x_3 = 1 \quad (5.22'')$$

$$(5.23) \text{ gives } (3 - x_2) + 2x_2 + 3x_3 = 14, \text{ or } x_2 + 3x_3 = 11 \quad (5.23'')$$

Secondly we eliminate x_2 :

$$(5.22'') \text{ gives } x_2 = x_3 - 1 \quad (5.22''')$$

$$(5.23'') \text{ gives } (x_3 - 1) + 3x_3 = 11, \text{ or } 4x_3 = 12 \quad (5.23''')$$

Equation (5.23''') gives $x_3 = 3$; we put this into (5.22''') to obtain $x_2 = 2$; we then put this into (5.21') to obtain $x_1 = 1$. Thus the values $x_1 = 1$, $x_2 = 2$ and $x_3 = 3$ give a solution to the original problem.

Equations (5.21)–(5.23) in matrix form become

$$\begin{bmatrix} 1 & 1 & 0 \\ 2 & 1 & 1 \\ 1 & 2 & 3 \end{bmatrix} \begin{bmatrix} x_1 \\ x_2 \\ x_3 \end{bmatrix} = \begin{bmatrix} 3 \\ 7 \\ 14 \end{bmatrix}$$

The elimination procedure has reduced the equations to (5.21), (5.22') and (5.23''), which in matrix form become

$$\begin{bmatrix} 1 & 1 & 0 \\ 0 & -1 & 1 \\ 0 & 0 & 4 \end{bmatrix} \begin{bmatrix} x_1 \\ x_2 \\ x_3 \end{bmatrix} = \begin{bmatrix} 3 \\ 1 \\ 12 \end{bmatrix}$$

Essentially the elimination has brought the equations to **upper-triangular** form (that is, a form in which the matrix of coefficients has zeros in every position below the diagonal), which are then very easy to solve.

Elimination procedures rely on the manipulation of equations or, equivalently, the rows of the matrix equation. There are various **elementary row operations** used which do not alter the solution of the equations:

- (a) multiply a row by a constant;
- (b) interchange any two rows;
- (c) add or subtract one row from another.

To illustrate these, we take the matrix equation

$$\begin{bmatrix} 1 & 1 & 0 \\ 2 & 1 & 1 \\ -1 & 2 & 3 \end{bmatrix} \begin{bmatrix} x_1 \\ x_2 \\ x_3 \end{bmatrix} = \begin{bmatrix} 3 \\ 7 \\ 12 \end{bmatrix}$$

which has the solution $x_1 = 1$, $x_2 = 2$, $x_3 = 3$.

Multiplying the first row by 2 (a row operation of type (a)) yields

$$\begin{bmatrix} 2 & 2 & 0 \\ 2 & 1 & 1 \\ -1 & 2 & 3 \end{bmatrix} \begin{bmatrix} x_1 \\ x_2 \\ x_3 \end{bmatrix} = \begin{bmatrix} 6 \\ 7 \\ 12 \end{bmatrix}$$

Interchanging rows 1 and 3 (a row operation of type (b)) yields

$$\begin{bmatrix} -1 & 2 & 3 \\ 2 & 1 & 1 \\ 1 & 1 & 0 \end{bmatrix} \begin{bmatrix} x_1 \\ x_2 \\ x_3 \end{bmatrix} = \begin{bmatrix} 12 \\ 7 \\ 3 \end{bmatrix}$$

Subtracting row 1 from row 2 (a row operation of type (c)) yields

$$\begin{bmatrix} 1 & 1 & 0 \\ 1 & 0 & 1 \\ -1 & 2 & 3 \end{bmatrix} \begin{bmatrix} x_1 \\ x_2 \\ x_3 \end{bmatrix} = \begin{bmatrix} 3 \\ 4 \\ 12 \end{bmatrix}$$

In each case we see that the solution of the modified equations is still $x_1 = 1$, $x_2 = 2$, $x_3 = 3$.

Elimination procedures use repeated applications of (a), (b) and (c) in some systematic manner until the equations are processed into a required form such as the upper-triangular equations

$$\begin{bmatrix} a_{11} & a_{12} & a_{13} & \dots & a_{1n} \\ 0 & a_{22} & a_{23} & \dots & a_{2n} \\ 0 & 0 & a_{33} & \dots & a_{3n} \\ \vdots & \vdots & \vdots & & \vdots \\ 0 & 0 & 0 & \dots & a_{nn} \end{bmatrix} \begin{bmatrix} x_1 \\ x_2 \\ x_3 \\ \vdots \\ x_n \end{bmatrix} = \begin{bmatrix} b_1 \\ b_2 \\ b_3 \\ \vdots \\ b_n \end{bmatrix} \quad (5.24)$$

The solution of the equations in upper-triangular form can be written as

$$\begin{aligned} x_n &= b_n/a_{nn} \\ x_{n-1} &= (b_{n-1} - a_{n-1,n}x_n)/a_{n-1,n-1} \\ x_{n-2} &= (b_{n-2} - a_{n-2,n}x_n - a_{n-2,n-1}x_{n-1})/a_{n-2,n-2} \\ &\vdots \\ x_1 &= (b_1 - a_{1n}x_n - a_{1,n-1}x_{n-1} - \dots - a_{12}x_2)/a_{11} \end{aligned}$$

A MATLAB function procedure implementing these equations is shown in Figure 5.8. The elementary row operations and the elimination technique are illustrated in Example 5.31.

Figure 5.8

Procedure to solve the upper-triangular system (5.24).

```
function x = uppertrisolve(A,b,n)
% uppertrisolve solves A*x=b where A is an nxn upper
triangular matrix with
%nonzero diagonal elements, b is an n vector
%Note the use of the 'colon' notation
%Note that if semicolons are replaced by commas intermediate
results are
%displayed
z=zeros(n,1);
z(n) = b(n)/A(n,n);
for i=n-1:-1:1
    z(i) = (b(i) -A(i,i+1:n)*z(i+1:n))/A(i,i);
end
x=z;
end
```

Example 5.31

Use elementary row operations and elimination to solve the set of linear equations

$$x + 2y + 3z = 10$$

$$-x + y + z = 0$$

$$y - z = 1$$

Solution

In matrix form the equations are

$$\begin{bmatrix} 1 & 2 & 3 \\ -1 & 1 & 1 \\ 0 & 1 & -1 \end{bmatrix} \begin{bmatrix} x \\ y \\ z \end{bmatrix} = \begin{bmatrix} 10 \\ 0 \\ 1 \end{bmatrix}$$

Add row 1 to row 2:

$$\begin{bmatrix} 1 & 2 & 3 \\ 0 & 3 & 4 \\ 0 & 1 & -1 \end{bmatrix} \begin{bmatrix} x \\ y \\ z \end{bmatrix} = \begin{bmatrix} 10 \\ 10 \\ 1 \end{bmatrix}$$

Divide row 2 by 3:

$$\begin{bmatrix} 1 & 2 & 3 \\ 0 & 1 & \frac{4}{3} \\ 0 & 1 & -1 \end{bmatrix} \begin{bmatrix} x \\ y \\ z \end{bmatrix} = \begin{bmatrix} 10 \\ \frac{10}{3} \\ 1 \end{bmatrix}$$

Subtract row 2 from row 3:

$$\begin{bmatrix} 1 & 2 & 3 \\ 0 & 1 & \frac{4}{3} \\ 0 & 0 & -\frac{7}{3} \end{bmatrix} \begin{bmatrix} x \\ y \\ z \end{bmatrix} = \begin{bmatrix} 10 \\ \frac{10}{3} \\ -\frac{7}{3} \end{bmatrix}$$

Divide row 3 by $(-\frac{7}{3})$:

$$\begin{bmatrix} 1 & 2 & 3 \\ 0 & 1 & \frac{4}{3} \\ 0 & 0 & 1 \end{bmatrix} \begin{bmatrix} x \\ y \\ z \end{bmatrix} = \begin{bmatrix} 10 \\ \frac{10}{3} \\ 1 \end{bmatrix}$$

The equations are now in a standard upper-triangular form for the application of the back substitution procedure described formally in Figure 5.8.

$$\begin{aligned} \text{From the third row} \quad z &= 1 \\ \text{From the second row} \quad y &= \frac{10}{3} - \frac{4}{3}z = 2 \\ \text{From the first row} \quad x &= 10 - 2y - 3z = 3 \end{aligned}$$

Running the code given in Figure 5.8 replicates the above output.

It remains to undertake the operations in the example in a routine and logical manner to make the method into one of the most powerful techniques, called **elimination methods**, available for the solution of sets of linear equations. The method is available on all computer packages. Such packages are excellent at undertaking the rather tedious arithmetic and some will even illustrate the computational detail also. They are well worth mastering. However, writing and checking your own procedures, implementing the MATLAB code in Figure 5.8 for instance, is a powerful learning tool and gives great understanding of the method, the difficulties and errors involved in a method.

Tridiagonal or Thomas algorithm

Because of the ease of solution of upper-triangular systems, many methods use the general strategy of reducing the equations to this form. As an example of this strategy, we shall look at a **tridiagonal system**, which takes the form

$$\begin{bmatrix} a_1 & b_1 & 0 & 0 & 0 & 0 & \dots & 0 \\ c_2 & a_2 & b_2 & 0 & 0 & 0 & \dots & 0 \\ 0 & c_3 & a_3 & b_3 & 0 & 0 & \dots & 0 \\ 0 & 0 & c_4 & a_4 & b_4 & 0 & \dots & 0 \\ & & & & & & & \vdots \\ \vdots & & & & & & & 0 \\ 0 & \dots & 0 & c_{n-1} & a_{n-1} & b_{n-1} & & \\ 0 & \dots & 0 & 0 & c_n & a_n & & \end{bmatrix} \begin{bmatrix} x_1 \\ x_2 \\ \vdots \\ \vdots \\ x_{n-1} \\ x_n \end{bmatrix} = \begin{bmatrix} d_1 \\ d_2 \\ \vdots \\ \vdots \\ d_{n-1} \\ d_n \end{bmatrix} \quad (5.25)$$

or

$$\begin{aligned} a_1x_1 + b_1x_2 &= d_1 \\ c_2x_1 + a_2x_2 + b_2x_3 &= d_2 \\ c_3x_2 + a_3x_3 + b_3x_4 &= d_3 \\ \vdots \quad \vdots &\quad \vdots \\ c_nx_{n-1} + a_nx_n &= d_n \end{aligned}$$

First we eliminate x_1 :

$$\begin{aligned} x_1 + b'_1x_2 &= d'_1 \\ a'_2x_2 + b_2x_3 &= d'_2 \\ c_3x_2 + a_3x_3 + b_3x_4 &= d_3 \end{aligned}$$

and so on

Figure 5.9
Tridiagonal or Thomas
algorithm for the
solution of (5.25).

```
function x = tridiag(a,b,c,d,n)
%Solves a tridiagonal system
% a=diag(1 to n), b=upper diag(1 to n-1), c=lower diag(2 to
n), d=RHS, %all vectors of dimension n ; note c(1) and b(n)
are not used

% elimination stage
for i=1:n-1
    b(i)=b(i)/a(i);d(i)=d(i)/a(i);a(i)=1;
    a(i+1)=a(i+1)-c(i+1)*b(i);
    d(i+1)=d(i+1)-c(i+1)*d(i);c(i+1)=0;
end
% back substitution
x=zeros(n,1);
d(n)=d(n)/a(n);a(n)=1;
x(n)=d(n);
for j=n-1:-1:1
    x(j)=d(j)-b(j)*x(j+1);
end
%[a,b,c,d] %remove comment at the beginning of the line to
see final a,b,c,d
end
```

where

$$b'_1 = \frac{b_1}{a_1}, \quad d'_1 = \frac{d_1}{a_1}, \quad a'_2 = a_2 - c_2 b'_1 \quad \text{and} \quad d'_2 = d_2 - c_2 d'_1$$

Next we eliminate x_2 :

$$\begin{aligned} x_1 + b'_1 x_2 &= d'_1 \\ x_2 + b''_2 x_3 &= d''_2 \\ a''_3 x_3 + b_3 x_4 &= d''_3 \\ c_4 x_3 + a_4 x_4 + b_4 x_5 &= d_4 \end{aligned}$$

and so on

where

$$b''_2 = \frac{b_2}{a'_2}, \quad d''_2 = \frac{d'_2}{a'_2}, \quad a''_3 = a_3 - c_3 b''_2 \quad \text{and} \quad d''_3 = d_3 - c_3 d''_2$$

We can proceed to eliminate all the variables down to the n th. We have then converted the problem to an upper-triangular form, which can be solved by the procedure in Figure 5.8. A MATLAB function to solve (5.25) called the **tridiagonal or Thomas algorithm** is shown in Figure 5.9. The algorithm is written so that each primed value, when it is computed, replaces the previous value. Similarly the double-primed values replace the primed values. This is called **overwriting**, and reduces the storage required to implement the algorithm on a computer. It should be noted, however, that the algorithm is written for clarity and not minimum storage or maximum efficiency. The algorithm is very widely used; it is exceptionally fast and requires very little storage. Again writing your own code based on Figure 5.9 can greatly enhance the understanding of the method.

Example 5.32

Use the tridiagonal procedure to solve

$$\begin{bmatrix} 2 & 1 & 0 & 0 \\ 1 & 2 & 1 & 0 \\ 0 & 1 & 2 & 1 \\ 0 & 0 & 1 & 2 \end{bmatrix} \begin{bmatrix} x \\ y \\ z \\ t \end{bmatrix} = \begin{bmatrix} 1 \\ 1 \\ 1 \\ -2 \end{bmatrix}$$

Solution The sequence of matrices is given by

$$\begin{bmatrix} 1 & \frac{1}{2} & 0 & 0 \\ 0 & \frac{3}{2} & 1 & 0 \\ 0 & 1 & 2 & 1 \\ 0 & 0 & 1 & 2 \end{bmatrix} \begin{bmatrix} x \\ y \\ z \\ t \end{bmatrix} = \begin{bmatrix} \frac{1}{2} \\ \frac{1}{2} \\ 1 \\ -2 \end{bmatrix}, \quad \begin{bmatrix} 1 & \frac{1}{2} & 0 & 0 \\ 0 & 1 & \frac{2}{3} & 0 \\ 0 & 0 & \frac{4}{3} & 1 \\ 0 & 0 & 1 & 2 \end{bmatrix} \begin{bmatrix} x \\ y \\ z \\ t \end{bmatrix} = \begin{bmatrix} \frac{1}{2} \\ \frac{1}{3} \\ \frac{2}{3} \\ -2 \end{bmatrix}$$

$$\begin{bmatrix} 1 & \frac{1}{2} & 0 & 0 \\ 0 & 1 & \frac{2}{3} & 0 \\ 0 & 0 & 1 & \frac{3}{4} \\ 0 & 0 & 0 & \frac{5}{4} \end{bmatrix} \begin{bmatrix} x \\ y \\ z \\ t \end{bmatrix} = \begin{bmatrix} \frac{1}{2} \\ \frac{1}{3} \\ \frac{1}{2} \\ -\frac{5}{2} \end{bmatrix}$$

The elimination stage is now complete, and we substitute back to give

$$t = -2, z = \frac{1}{2} - \frac{3}{4}t = 2, y = \frac{1}{3} - \frac{2}{3}z = -1 \text{ and } x = \frac{1}{2} - \frac{1}{2}y = 1$$

so that the complete solution is $x = 1, y = -1, z = 2, t = -2$.

To execute the code of Figure 5.9 we type:

```
a = [2, 2, 2, 2]
b = [1, 1, 1, 0]
c = [0, 1, 1, 1]
d = [1, 1, 1, -2]
tridiag(a, b, c, d, 4)
```

This produce the result

```
1.000 -1.000 2.000 -2.000
```

Although the Thomas algorithm is efficient, the procedure in Figure 5.9 is not fool-proof, as illustrated by the simple example

$$\begin{bmatrix} -1 & 1 & 0 \\ 1 & -1 & 1 \\ 0 & 1 & -1 \end{bmatrix} \begin{bmatrix} x \\ y \\ z \end{bmatrix} = \begin{bmatrix} -1 \\ 2 \\ 1 \end{bmatrix}$$

After the first step we have

$$\begin{bmatrix} 1 & -1 & 0 \\ 0 & 0 & 1 \\ 0 & 1 & -1 \end{bmatrix} \begin{bmatrix} x \\ y \\ z \end{bmatrix} = \begin{bmatrix} 1 \\ 1 \\ 1 \end{bmatrix}$$

The next step divides by the diagonal element a_{22} . Since this element is zero, the method crashes to a halt. There is a perfectly good solution, however, since simply interchanging the last two rows,

$$\begin{bmatrix} 1 & -1 & 0 \\ 0 & 1 & -1 \\ 0 & 0 & 1 \end{bmatrix} \begin{bmatrix} x \\ y \\ z \end{bmatrix} = \begin{bmatrix} 1 \\ 1 \\ 1 \end{bmatrix}$$

gives an upper-triangular matrix with the obvious solution $z = 1, y = 2, x = 3$. It is clear that checks must be put into the algorithm to prevent such failures.

Gaussian elimination

Since most matrix equations are not tridiagonal, we should like to extend the idea to a general matrix

$$\begin{bmatrix} a_{11} & a_{12} & a_{13} & \dots & a_{1n} \\ a_{21} & a_{22} & a_{23} & \dots & a_{2n} \\ \vdots & \vdots & \vdots & & \vdots \\ a_{n1} & a_{n2} & a_{n3} & \dots & a_{nn} \end{bmatrix} \begin{bmatrix} x_1 \\ x_2 \\ \vdots \\ x_n \end{bmatrix} = \begin{bmatrix} b_1 \\ b_2 \\ \vdots \\ b_n \end{bmatrix} \quad (5.26)$$

The result of doing this is a method known as **Gaussian elimination**, named after Karl Friedrich Gauss (1777–1855), simply one of the most gifted mathematicians of all time. It is a little more involved than the Thomas algorithm. First we eliminate x_1 :

$$\begin{bmatrix} 1 & a'_{12} & a'_{13} & \dots & a'_{1n} \\ 0 & a'_{22} & a'_{23} & \dots & a'_{2n} \\ 0 & a'_{32} & a'_{33} & \dots & a'_{3n} \\ \vdots & \vdots & \vdots & & \vdots \\ 0 & a'_{n2} & a'_{n3} & \dots & a'_{nn} \end{bmatrix} \begin{bmatrix} x_1 \\ x_2 \\ \vdots \\ x_n \end{bmatrix} = \begin{bmatrix} b'_1 \\ b'_2 \\ \vdots \\ b'_n \end{bmatrix}$$

where

$$\begin{aligned} a'_{12} &= \frac{a_{12}}{a_{11}}, & a'_{13} &= \frac{a_{13}}{a_{11}}, & \dots, & a'_{1n} &= \frac{a_{1n}}{a_{11}}, & b'_1 &= \frac{b_1}{a_{11}} \\ a'_{22} &= a_{22} - a_{21}a'_{12}, & a'_{23} &= a_{23} - a_{21}a'_{13}, & \dots, & b'_2 &= b_2 - a_{21}b'_1 \\ a'_{32} &= a_{32} - a_{31}a'_{12}, & a'_{33} &= a_{33} - a_{31}a'_{13}, & \dots, & b'_3 &= b_3 - a_{31}b'_1 \\ & \text{and so on.} \end{aligned}$$

Generally these can be written as

$$a'_{1j} = \frac{a_{1j}}{a_{11}}, \quad j = 1, \dots, n \quad b'_1 = \frac{b_1}{a_{11}}$$

$$\left. \begin{aligned} a'_{ij} &= a_{ij} - a_{i1}a'_{1j} \\ b'_i &= b_i - a_{i1}b'_1 \end{aligned} \right\} \quad i = 2, \dots, n \quad \text{and} \quad j = 2, \dots, n$$

We now operate in an identical manner on the $(n-1) \times (n-1)$ submatrix, formed by ignoring row 1 and column 1, and repeat the process until the equations are of upper-triangular form. At the general step in the algorithm the equations will take the form

$$\begin{bmatrix} 1 & * & * & * & & \dots & * \\ 0 & 1 & * & * & & \dots & * \\ 0 & 0 & 1 & * & & \dots & * \\ 0 & 0 & & \ddots & & & \vdots \\ \vdots & \vdots & & \ddots & & & \vdots \\ 0 & \dots & & 0 & 1 & * & \dots & * \\ 0 & \dots & & & 0 & a_{ii} & \dots & a_{in} \\ \vdots & & & & 0 & \vdots & \ddots & \vdots \\ & & & & \vdots & & & \\ 0 & \dots & & & 0 & a_{ni} & \dots & a_{nm} \end{bmatrix} \begin{bmatrix} x_1 \\ x_2 \\ \vdots \\ \vdots \\ x_n \end{bmatrix} = \begin{bmatrix} * \\ * \\ \vdots \\ \vdots \\ * \end{bmatrix} \quad (5.27)$$

Again overwriting avoids the need for introducing primed symbols; the algorithm is shown in Figure 5.10.

The procedure is written for a general $m \times n$ matrix. To solve the matrix equation $\mathbf{AX} = \mathbf{b}$, where \mathbf{A} is a non-singular square $n \times n$ matrix, append \mathbf{b} to \mathbf{A} and then use the function files *elim* and *uppertrisolve*

```
B = [A,b]
C = elim (n,n+1, B)
z = uppertrisolve (C(:, [1:n]), C(:, n+1), n)
```

Figure 5.10
Elimination procedure
for (5.26).

```
function A= elim(m,n,a)
% elim implements Gaussian elimination for a mxn matrix a
% If a(k,k)=0 at any time the method will fail
% remove semicolons at the ends of lines 8,9 and 12 to print
all steps
for k=1:m-1
    if k<n
        a(k,:)=a(k,:)/a(k,k);
        a(k+1:m,k:n)=a(k+1:m,k:n)-a(k+1:m,k)*a(k,k:n);
    end
end
A=a;
end
```

Although packages give the solution very efficiently, for instance $X = A \setminus b$, the MATLAB procedures in Figures 5.9 and 5.10, together with these few lines of code, provide an opportunity to look at the intermediate results which can greatly enhance the understanding of the method.

This algorithm, sharing the merits of the Thomas algorithm, is very widely used by engineers to solve linear equations.

Example 5.33

Using elimination and back substitution, solve the equations

$$\begin{bmatrix} 2 & 3 & 4 \\ 1 & 2 & 3 \\ 1 & 4 & 5 \end{bmatrix} \begin{bmatrix} x \\ y \\ z \end{bmatrix} = \begin{bmatrix} 1 \\ 1 \\ 2 \end{bmatrix}$$

Solution From the method in Figure 5.10 the steps are

$$\text{Divide first row by 2: } \begin{bmatrix} 1 & \frac{3}{2} & 2 \\ 1 & 2 & 3 \\ 1 & 4 & 5 \end{bmatrix} \begin{bmatrix} x \\ y \\ z \end{bmatrix} = \begin{bmatrix} \frac{1}{2} \\ 1 \\ 2 \end{bmatrix}$$

$$\text{Subtract row 1 from row 2 and row 3: } \begin{bmatrix} 1 & \frac{3}{2} & 2 \\ 0 & \frac{1}{2} & 1 \\ 0 & \frac{5}{2} & 3 \end{bmatrix} \begin{bmatrix} x \\ y \\ z \end{bmatrix} = \begin{bmatrix} \frac{1}{2} \\ 1 \\ \frac{3}{2} \end{bmatrix}$$

$$\text{Divide second row by } \frac{1}{2}: \begin{bmatrix} 1 & \frac{3}{2} & 2 \\ 0 & 1 & 2 \\ 0 & \frac{5}{2} & 3 \end{bmatrix} \begin{bmatrix} x \\ y \\ z \end{bmatrix} = \begin{bmatrix} \frac{1}{2} \\ 1 \\ \frac{3}{2} \end{bmatrix}$$

$$\text{Subtract } \frac{5}{2} \times (\text{row 2}) \text{ from row 3: } \begin{bmatrix} 1 & \frac{3}{2} & 2 \\ 0 & 1 & 2 \\ 0 & 0 & -2 \end{bmatrix} \begin{bmatrix} x \\ y \\ z \end{bmatrix} = \begin{bmatrix} \frac{1}{2} \\ 1 \\ -1 \end{bmatrix}$$

$$\text{Divide row 3 by } (-2): \begin{bmatrix} 1 & \frac{3}{2} & 2 \\ 0 & 1 & 2 \\ 0 & 0 & 1 \end{bmatrix} \begin{bmatrix} x \\ y \\ z \end{bmatrix} = \begin{bmatrix} \frac{1}{2} \\ 1 \\ \frac{1}{2} \end{bmatrix}$$

The elimination procedure is now complete and the back substitution (from Figure 5.8) is applied to the upper-triangular matrix.

$$\text{From the third row } z = \frac{1}{2}$$

$$\text{From the second row } y = 1 - 2z = 0$$

$$\text{From the first row } x = \frac{1}{2} - \frac{3}{2}y - 2z = -\frac{1}{2}$$

$$\text{so the solution is } x = -\frac{1}{2}, y = 0, z = \frac{1}{2}.$$

Example 5.34

Solve

$$\begin{bmatrix} 1 & 2 & 3 & 1 \\ 2 & 1 & 1 & 1 \\ 1 & 2 & 1 & 0 \\ 0 & 1 & 1 & 2 \end{bmatrix} \begin{bmatrix} x \\ y \\ z \\ t \end{bmatrix} = \begin{bmatrix} 5 \\ 3 \\ 4 \\ 0 \end{bmatrix}$$

Solution The elimination sequence is

$$\begin{bmatrix} 1 & 2 & 3 & 1 \\ 0 & -3 & -5 & -1 \\ 0 & 0 & -2 & -1 \\ 0 & 1 & 1 & 2 \end{bmatrix} \begin{bmatrix} x \\ y \\ z \\ t \end{bmatrix} = \begin{bmatrix} 5 \\ -7 \\ -1 \\ 0 \end{bmatrix}, \quad \begin{bmatrix} 1 & 2 & 3 & 1 \\ 0 & 1 & \frac{5}{3} & \frac{1}{3} \\ 0 & 0 & -2 & -1 \\ 0 & 0 & -\frac{2}{3} & \frac{5}{3} \end{bmatrix} \begin{bmatrix} x \\ y \\ z \\ t \end{bmatrix} = \begin{bmatrix} 5 \\ \frac{7}{3} \\ -1 \\ -\frac{7}{3} \end{bmatrix}$$

$$\begin{bmatrix} 1 & 2 & 3 & 1 \\ 0 & 1 & \frac{5}{3} & \frac{1}{3} \\ 0 & 0 & 1 & \frac{1}{2} \\ 0 & 0 & 0 & 2 \end{bmatrix} \begin{bmatrix} x \\ y \\ z \\ t \end{bmatrix} = \begin{bmatrix} 5 \\ \frac{7}{3} \\ \frac{1}{2} \\ -2 \end{bmatrix}$$

and application of the upper-triangular procedure gives $t = -1$, $z = 1$, $y = 1$ and $x = 1$.

It is clear again that if, in the algorithm shown in Figure 5.10, $A(i, i)$ is zero at any time, the method will fail. It is, in fact, also found to be beneficial to the stability of the method to have $A(i, i)$ as large as possible. Thus in (5.27) it is usual to perform a ‘partial pivoting’ so that the largest value in the column, $\max_{i \leq p \leq n} |A(p, i)|$, is chosen and the equations are swapped around to make this element the pivot. In Figure 5.11 partial pivoting is included in the `elim` procedure:

Figure 5.11
Elimination procedure for (5.26) with partial pivoting.

```
function A= elimpp(m,n,a)
% elimpp implements Gaussian elimination
% with partial pivoting for an mxn matrix a
% remove semicolons at the ends of lines 8,11,12 and 13
% to print all
for k=1:m-1
    if k<n
        M=max(abs(a(k:m,k)));
        if M>0 %ensures pivot is non-zero
            kk=k;while abs(a(kk,k))<M, kk=kk+1;end
            a([k, kk], :)=a([kk, k], :); % row swap
            a(k, :)=a(k, :)/a(k, k);
            a(k+1:m, k:n)=a(k+1:m, k:n)-a(k+1:m, k)*a(k, k:n);
        end
    end
end
A=a;
end
```

In practical computer implementations of the algorithm the elements of the rows would not be swapped explicitly. Instead, a pointer system would be used to implement a technique known as **indirect addressing**, which allows much faster computations. The interested reader is referred to texts on computer programming techniques for a full explanation of this method.

In a hand-computation version of this elimination procedure there are methods that maintain running checks and minimize the amount of writing. In this book the emphasis is on a computer implementation, and the hand computations are provided to illustrate the principle of the method. It is a powerful learning technique to write your own programs, but the practising professional engineer will normally use procedures from a computer software library, where these are available.



In MATLAB the instruction $[L, U] = \text{lu}(A)$ provides in U the eliminated matrix. The method used in MATLAB always uses partial pivoting. The instruction $A \setminus b$ will give the solution for a square matrix in one step.

Example 5.35

Solve the matrix equation

$$\begin{bmatrix} 1 & 2 & 3 & 1 \\ 2 & 1 & 1 & 1 \\ 1 & 3 & 1 & 0 \\ 0 & 1 & 1 & 2 \end{bmatrix} \begin{bmatrix} x \\ y \\ z \\ t \end{bmatrix} = \begin{bmatrix} 4 \\ 3 \\ 2 \\ 1 \end{bmatrix}$$

by Gaussian elimination with partial pivoting.

Solution The sequence is as follows. We first interchange rows 1 and 2 and eliminate:

$$\begin{bmatrix} 2 & 1 & 1 & 1 \\ 1 & 2 & 3 & 1 \\ 1 & 3 & 1 & 0 \\ 0 & 1 & 1 & 2 \end{bmatrix} \begin{bmatrix} x \\ y \\ z \\ t \end{bmatrix} = \begin{bmatrix} 3 \\ 4 \\ 2 \\ 1 \end{bmatrix} \rightarrow \begin{bmatrix} 1 & \frac{1}{2} & \frac{1}{2} & \frac{1}{2} \\ 0 & \frac{3}{2} & \frac{5}{2} & \frac{1}{2} \\ 0 & \frac{5}{2} & \frac{1}{2} & -\frac{1}{2} \\ 0 & 1 & 1 & 2 \end{bmatrix} \begin{bmatrix} x \\ y \\ z \\ t \end{bmatrix} = \begin{bmatrix} \frac{3}{2} \\ \frac{5}{2} \\ \frac{1}{2} \\ 1 \end{bmatrix}$$

We then interchange rows 2 and 3 and eliminate:

$$\begin{bmatrix} 1 & \frac{1}{2} & \frac{1}{2} & \frac{1}{2} \\ 0 & \frac{5}{2} & \frac{1}{2} & -\frac{1}{2} \\ 0 & \frac{3}{2} & \frac{5}{2} & \frac{1}{2} \\ 0 & 1 & 1 & 2 \end{bmatrix} \begin{bmatrix} x \\ y \\ z \\ t \end{bmatrix} = \begin{bmatrix} \frac{3}{2} \\ \frac{1}{2} \\ \frac{5}{2} \\ 1 \end{bmatrix} \rightarrow \begin{bmatrix} 1 & \frac{1}{2} & \frac{1}{2} & \frac{1}{2} \\ 0 & 1 & \frac{1}{5} & -\frac{1}{5} \\ 0 & 0 & \frac{11}{5} & \frac{4}{5} \\ 0 & 0 & \frac{4}{5} & \frac{11}{5} \end{bmatrix} \begin{bmatrix} x \\ y \\ z \\ t \end{bmatrix} = \begin{bmatrix} \frac{3}{2} \\ \frac{1}{5} \\ \frac{11}{5} \\ \frac{4}{5} \end{bmatrix}$$

There is no need to interchange rows at this stage, and the elimination proceeds immediately:

$$\begin{bmatrix} 1 & \frac{1}{2} & \frac{1}{2} & \frac{1}{2} \\ 0 & 1 & \frac{1}{5} & -\frac{1}{5} \\ 0 & 0 & 1 & \frac{4}{11} \\ 0 & 0 & 0 & \frac{21}{11} \end{bmatrix} \begin{bmatrix} x \\ y \\ z \\ t \end{bmatrix} = \begin{bmatrix} \frac{3}{2} \\ \frac{1}{5} \\ 1 \\ 0 \end{bmatrix}$$

Back substitution now gives $t = 0$, $z = 1$, $y = 0$ and $x = 1$.

Ill-conditioning

Elimination methods are not without their difficulties, and the following example will highlight some of them.

Example 5.36

Solve, by elimination, the equations

$$(a) \begin{bmatrix} 2 & 1 \\ 1 & 0.5001 \end{bmatrix} \begin{bmatrix} x \\ y \end{bmatrix} = \begin{bmatrix} 0.3 \\ 0.6 \end{bmatrix} \quad (b) \begin{bmatrix} 2 & 1 \\ 1 & 0.4999 \end{bmatrix} \begin{bmatrix} x \\ y \end{bmatrix} = \begin{bmatrix} 0.3 \\ 0.6 \end{bmatrix}$$

Solution Keeping the calculations parallel,

$$(a) \begin{bmatrix} 1 & 0.5 \\ 1 & 0.5001 \end{bmatrix} \begin{bmatrix} x \\ y \end{bmatrix} = \begin{bmatrix} 0.15 \\ 0.6 \end{bmatrix} \quad (b) \begin{bmatrix} 1 & 0.5 \\ 1 & 0.4999 \end{bmatrix} \begin{bmatrix} x \\ y \end{bmatrix} = \begin{bmatrix} 0.15 \\ 0.6 \end{bmatrix}$$

$$\begin{bmatrix} 1 & 0.5 \\ 0 & 0.0001 \end{bmatrix} \begin{bmatrix} x \\ y \end{bmatrix} = \begin{bmatrix} 0.15 \\ 0.45 \end{bmatrix} \quad \begin{bmatrix} 1 & 0.5 \\ 0 & -0.0001 \end{bmatrix} \begin{bmatrix} x \\ y \end{bmatrix} = \begin{bmatrix} 0.15 \\ 0.45 \end{bmatrix}$$

with solution

$$y = 4500, \quad x = -2249.85$$

with solution

$$y = -4500, \quad x = 2250.15$$

In Example 5.36 simple equations that have only marginally different coefficients have wildly different solutions. This situation is likely to cause problems, so it must be analysed carefully. To do so in full detail is not appropriate here, but the problem is clearly connected with taking differences of numbers that are almost equal: $0.5001 - 0.5 = 0.0001$.

Systems of equations that exhibit such awkward behaviour are called **ill-conditioned**. It is not straightforward to identify ill-conditioning in matrices involving many variables, but an example will illustrate the difficulties in the two-variable case. Suppose we solve

$$2x + y = 0.3$$

$$x - \alpha y = 0$$

where $\alpha = 1 \pm 0.05$ has some error in its value. We easily obtain $x = 0.3\alpha/(1 + 2\alpha)$ and $y = 0.3/(1 + 2\alpha)$, and putting in the range of α values we get $0.0983 \leq x \leq 0.1016$ and $0.0968 \leq y \leq 0.1034$. Thus an error of $\pm 5\%$ in the value of α produces an error of $\pm 2\%$ in x and an error of $\pm 3\%$ in y .

If we now try to solve

$$2x + y = 0.3$$

$$x + \alpha y = 0.3$$

where $\alpha = 0.4 \pm 0.05$, then we get the solution $x = 0.3(1 - \alpha)/(1 - 2\alpha)$, $y = -0.3/(1 - 2\alpha)$. Putting in the range of α values now gives $0.65 \leq x \leq 1.65$ and $-3 \leq y \leq -1$, and an error of $\pm 12\%$ in the value of α produces errors in x and y of up to 100%.

Figure 5.12 illustrates these equations geometrically. We see that a small change in the slope of the line $x - \alpha y = 0$ makes only a small difference in the solution. However, changing the slope of the line $x + \alpha y = 0.3$ makes a large difference, because the lines

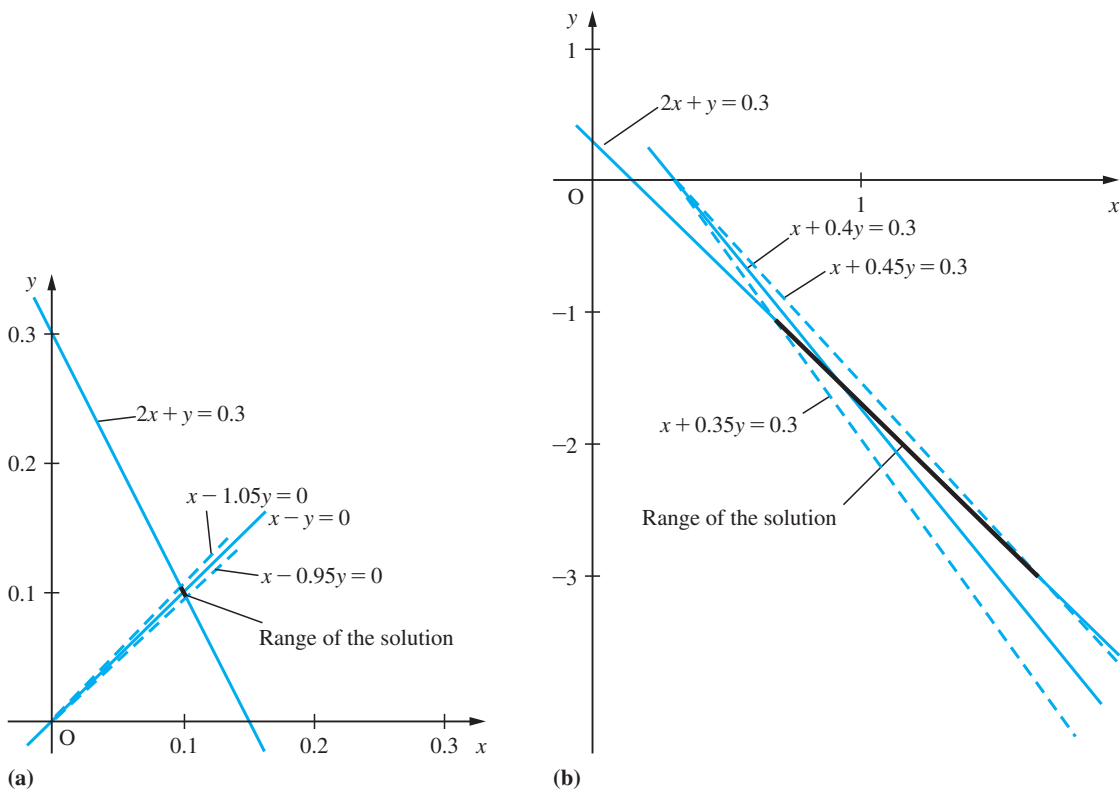


Figure 5.12 Solution of (a) $2x + y = 0.3$, $x - \alpha y = 0$ with $\alpha = 1 \pm 0.05$; and (b) $2x + y = 0.3$, $x + \alpha y = 0.3$ with $\alpha = 0.4 \pm 0.05$. The heavy black lines indicate the ranges of the solutions.

are nearly parallel. Identifying such behaviour for higher-dimensional problems is not at all easy. Sets of equations of this kind do occur in engineering contexts, so the difficulties outlined here should be appreciated. In each of the ill-conditioned cases we have studied, the determinant of the system is ‘small’:

$$\begin{vmatrix} 2 & 1 \\ 1 & 0.5001 \end{vmatrix} = 0.0002$$

$$\begin{vmatrix} 2 & 1 \\ 1 & 0.4999 \end{vmatrix} = -0.0002$$

$$\begin{vmatrix} 2 & 1 \\ 1 & 0.4 \pm 0.05 \end{vmatrix} = -0.2 \pm 0.1$$

Thus the equations are ‘nearly singular’ – and this is one means of identifying the problem. However, the reader should refer to a more advanced book on numerical analysis to see how to identify and deal with ill-conditioning in the general case.

5.5.3 Exercises



Most of these exercises will require MATLAB for their solution. To appreciate the elimination method, hand computation should be tried on the first few exercises.

- 72** Use elimination with or without partial pivoting, to solve the equations

$$(a) \begin{bmatrix} 1 & 3 & 2 \\ 2 & 1 & 4 \\ 3 & -1 & 5 \end{bmatrix} \begin{bmatrix} x \\ y \\ z \end{bmatrix} = \begin{bmatrix} 1 \\ 2 \\ 1 \end{bmatrix}$$

$$(b) \begin{bmatrix} 0 & 1 & 1 \\ 3 & -1 & 1 \\ 1 & 1 & -3 \end{bmatrix} \begin{bmatrix} x \\ y \\ z \end{bmatrix} = \begin{bmatrix} 6 \\ -7 \\ -13 \end{bmatrix}$$

$$(c) \begin{bmatrix} 1 & 2 & 4 \\ -6 & 2 & 10 \\ 2 & 8 & 7 \end{bmatrix} \begin{bmatrix} x \\ y \\ z \end{bmatrix} = \begin{bmatrix} 0 \\ 1 \\ 0 \end{bmatrix}$$

- 73** Solve the equations

$$\begin{aligned} 4x - y &= 2 \\ -x + 4y - z &= 5 \\ -y + 4z - t &= 3 \\ -z + 4t &= 10 \end{aligned}$$

using the tridiagonal algorithm.

- 74** Solve the equations

$$\begin{aligned} 4x - y - t &= -4 \\ -x + 4y - z &= 1 \\ -y + 4z - t &= 4 \\ -x - z + 4t &= 10 \end{aligned}$$

using Gaussian elimination.

5.5.4 The solution of linear equations: iterative methods

An alternative and very popular way of solving linear equations is by iteration. This has the attraction of being easy to program. In practice, the availability of efficient procedures in computer libraries means that elimination methods are usually preferred for small problems. However, when the number of variables gets large, say several hundred, elimination methods struggle because the matrices can contain 10^6 or more elements. Problems of such size commonly occur in those scientific and engineering computations that require numerical solution on a mesh. Typically, in a turbine flow, we have a three-dimensional fluid flow problem that would need to be solved for three velocities and pressure on a $30 \times 30 \times 30$ mesh. The problem would require the solution of a $27\,000 \times 27\,000$ matrix equation. The saving feature of such problems is that it is very common for almost all the entries in the matrix to be zero. Matrices in which the large majority of elements are zero are called **sparse matrices**. Unless there is special structure to the equations, elimination will quickly destroy the sparseness. On the other hand, iterative methods only have to deal with the non-zero terms, so there is considerable computational saving. As usual, there is a price to pay:

- (a) it is not always easy to decide when the method has converged;
- (b) if the method takes a very large number of iterations to converge, any savings are quickly consumed.

A simple example will illustrate the way the method proceeds; in this example exact fractions will be used.

To solve the equations

$$4x + y = 2$$

$$x + 4y = -7$$

we first rearrange them as

$$x = \frac{1}{4}(2 - y)$$

$$y = \frac{1}{4}(-7 - x)$$

and start with $x = 0, y = 0$.

Putting these values into the right-hand side gives $x = \frac{1}{2}, y = -\frac{7}{4}$

Putting these new values into the right-hand side gives $x = \frac{15}{16}, y = -\frac{15}{8}$

Putting these new values into the right-hand side gives $x = \frac{31}{32}, y = -\frac{127}{64}$

Putting these new values into the right-hand side gives $x = \frac{255}{256}, y = -\frac{255}{128}$

Putting these new values into the right-hand side gives $x = \frac{511}{512}, y = -\frac{2047}{1024}$

Performing the same procedure repeatedly, normally called **iteration**, gives a set of numbers that appear to be tending to the solution $x = 1, y = -2$.

This particular example shows the strength of the method but we are not always so fortunate, as illustrated in the next example.

Consider the tridiagonal equations in Example 5.32:

$$\begin{aligned}2x + y &= 1 \\x + 2y + z &= 1 \\y + 2z + t &= 1 \\z + 2t &= -2\end{aligned}$$

We can rearrange these as

$$\begin{aligned}x &= \frac{1}{2}(1 - y) \\y &= \frac{1}{2}(1 - x - z) \\z &= \frac{1}{2}(1 - y - t) \\t &= \frac{1}{2}(-2 - z)\end{aligned} \quad \text{or} \quad \begin{bmatrix} x \\ y \\ z \\ t \end{bmatrix} = \frac{1}{2} \begin{bmatrix} 0 & -1 & 0 & 0 \\ -1 & 0 & -1 & 0 \\ 0 & -1 & 0 & -1 \\ 0 & 0 & -1 & 0 \end{bmatrix} \begin{bmatrix} x \\ y \\ z \\ t \end{bmatrix} + \frac{1}{2} \begin{bmatrix} 1 \\ 1 \\ 1 \\ -2 \end{bmatrix} \quad (5.28)$$

Suppose we start with $x = y = z = t = 0$. We substitute these into the right-hand side and evaluate the new x, y, z and t ; we then substitute the new values back in and repeat the process. Such iteration gives the results shown in Figure 5.14. This shows values going depressingly slowly to the solution $1, -1, 2, -2$: even after twenty iterations the values are $0.9381, -0.9767, 1.9727, -1.9856$. The method just described is called the **Jacobi method**, and can be written, using superscripts as iteration counters, in the form

$$\begin{aligned}x^{(r+1)} &= \frac{1}{2}(1 - y^{(r)}) \\y^{(r+1)} &= \frac{1}{2}(1 - x^{(r)} - z^{(r)}) \\z^{(r+1)} &= \frac{1}{2}(1 - y^{(r)} - t^{(r)}) \\t^{(r+1)} &= \frac{1}{2}(-2 - z^{(r)})\end{aligned}$$

An obvious step is to use the new values as soon as they are available. In the two-variable example the same equations

$$\begin{aligned}x &= \frac{1}{4}(2 - y) \\y &= \frac{1}{4}(-7 - x)\end{aligned}$$

Iteration	0	1	2	3	4	5	6	7	8	9	10
x	0	0.5	0.25	0.5	0.5	0.6562	0.6719	0.7734	0.7852	0.8516	0.8594
y	0	0.5	0	0	-0.3125	-0.3437	-0.5469	-0.5703	-0.7031	-0.7187	-0.8057
z	0	0.5	0.75	1.1250	1.1875	1.4375	1.4687	1.6328	1.6523	1.7598	1.7725
t	0	-1	-1.25	-1.3750	-1.5625	-1.5937	-1.7187	-1.7344	-1.8164	-1.8262	-1.8799

Figure 5.14 Iterative solution of (5.28) using Jacobi iteration.

Iteration	0	1	2	3	4	5	6	7	8	9	10
x	0	0.5	0.375	0.4375	0.6172	0.7480	0.8350	0.8920	0.9293	0.9537	0.9697
y	0	0.25	0.125	-0.2344	-0.4961	-0.6699	-0.7839	-0.8586	-0.9074	-0.9394	-0.9603
z	0	0.375	1.0312	1.3750	1.5918	1.7329	1.8252	1.8856	1.9251	1.9510	1.9679
t	0	-1.1875	-1.5156	-1.6875	-1.7959	-1.8665	-1.9126	-1.9426	-1.9626	-1.9755	-1.9840

Figure 5.15 Iterative solution of (5.28) using Gauss–Seidel iteration.

are used and the same starting point $x = 0, y = 0$ is used. The iteration proceeds slightly differently:

$$\text{Put the values } 0, 0 \text{ in the first equation} \quad \Rightarrow x = \frac{1}{2}$$

$$\text{Put the values } \frac{1}{2}, 0 \text{ in the second equation} \quad \Rightarrow y = -\frac{15}{8}$$

$$\text{Put the values } \frac{1}{2}, -\frac{15}{8} \text{ in the first equation} \quad \Rightarrow x = \frac{31}{32}$$

$$\text{Put the values } \frac{31}{32}, -\frac{15}{8} \text{ in the second equation} \quad \Rightarrow y = -\frac{255}{128}$$

$$\text{Put the values } \frac{31}{32}, -\frac{255}{128} \text{ in the first equation} \quad \Rightarrow x = \frac{511}{512}$$

and continue in the same way. It can be seen that already the convergence is very much faster.

In the second example we use the new values of x, y, z and t as soon as they are calculated: the method is called **Gauss–Seidel iteration**. This can be written as

$$\begin{aligned} x^{(r+1)} &= \frac{1}{2}(1 - y^{(r)}) \\ y^{(r+1)} &= \frac{1}{2}(1 - x^{(r+1)} - z^{(r)}) \\ z^{(r+1)} &= \frac{1}{2}(1 - y^{(r+1)} - t^{(r)}) \\ t^{(r+1)} &= \frac{1}{2}(-2 - z^{(r+1)}) \end{aligned}$$

The calculation now yields the results shown in Figure 5.15. We see that, after the ten iterations quoted, the solution obtained by Gauss–Seidel iteration is within 4% of the actual solution whereas that obtained by Jacobi iteration still has an error of about 20%. The Gauss–Seidel method is both faster and more convenient for computer implementation. Within twenty iterations the Gauss–Seidel solution is accurate to three decimal places.

Although the two iteration methods have been described in terms of a particular example, the method is quite general. To solve

$$\mathbf{AX} = \mathbf{b}$$

we rewrite

$$\mathbf{A} = \mathbf{D} + \mathbf{L} + \mathbf{U}$$

where \mathbf{D} is diagonal, \mathbf{L} only has non-zero elements below the diagonal and \mathbf{U} only has non-zero elements above the diagonal, so that

$$\mathbf{A} = \begin{bmatrix} a_{11} & & & & \\ & a_{22} & & & \\ & & \mathbf{0} & & \\ & & & a_{33} & \\ \mathbf{0} & & & & \ddots \\ & & & & & a_{nn} \end{bmatrix} + \begin{bmatrix} 0 & & & & \\ a_{21} & 0 & & & \\ a_{31} & a_{32} & 0 & & \\ \vdots & \vdots & & \ddots & \\ a_{n1} & a_{n2} & \dots & a_{n,n-1} & 0 \end{bmatrix}$$

$$+ \begin{bmatrix} 0 & a_{12} & a_{13} & \dots & a_{1n} \\ & 0 & a_{23} & \dots & a_{2n} \\ & & & \ddots & \vdots \\ & & & \mathbf{0} & 0 \\ & & & & a_{n-1,n} \\ & & & & & 0 \end{bmatrix}$$

The Jacobi method is written in this notation as

$$\mathbf{D}\mathbf{X}^{(r+1)} = -(\mathbf{L} + \mathbf{U})\mathbf{X}^{(r)} + \mathbf{b}$$

and the Gauss–Seidel method as

$$\mathbf{D}\mathbf{X}^{(r+1)} = -\mathbf{L}\mathbf{X}^{(r+1)} - \mathbf{U}\mathbf{X}^{(r)} + \mathbf{b}$$

(Remember that $\mathbf{X}^{(r)}$ denotes the r th iteration of \mathbf{X} , not \mathbf{X} raised to the power r .)

By changing the method slightly, we have been able to speed up the method, so it is natural to ask if it can be speeded up even further. A popular method for doing this is **successive over-relaxation (SOR)**. This anticipates what the x_i values might be and overshoots the values obtained by Gauss–Seidel iteration. The new value of each component of the vector $\mathbf{X}^{(r+1)}$ is taken to be

$$wx_i^{(r+1)} + (1 - w)x_i^{(r)} \tag{5.29}$$

which is the weighted average of the previous value and the new value given by Gauss–Seidel iteration. In the two-variable example the weighted average rearranges the equations as

$$x = w\left[\frac{1}{4}(2 - y)\right] + (1 - w)x = x + w\left[\frac{1}{4}(2 - y - 4x)\right]$$

$$y = w\left[\frac{1}{4}(-7 - x)\right] + (1 - w)y = y + w\left[\frac{1}{4}(-7 - x - 4y)\right]$$

The convergence for this example is so rapid that the enhanced convergence of SOR is hardly worth the effort; an optimum value of $w = 1.05$ reduces the convergence, to six significant figures, from seven to six iterations. However, for most problems the improved convergence is significant. Note that $w = 1$ gives the Gauss–Seidel method.

If we repeat the calculation for (5.28) including (5.29) with $w = 1.2$, we obtain the results shown in Figure 5.16, together with a comparison of the other two methods. It may be noted that the iterations converge even faster than the two previous methods, with a solution accurate to about 0.1% after ten steps. The optimum value of w is of

Jacobi	Gauss–Seidel	SOR with $w = 1.2$
<pre>X=[0.5;0.5;0.5;0.5]; Xold=X; XX=X; for i=1:20 X(1)=(1-Xold(2))/2; X(2)=(1-Xold(1)-Xold(3))/2; X(3)=(1-Xold(2)-Xold(4))/2; X(4)=(-2-Xold(3))/2; Xold=X;XX=[XX,X]; end</pre>	<pre>X=[0.5;0.5;0.5;0.5]; Xold=X; XX=X; for i=1:20 X(1)=(1-Xold(2))/2; X(2)=(1-X(1)-Xold(3))/2; X(3)=(1-X(2)-Xold(4))/2; X(4)=(-2-X(3))/2; Xold=X;XX=[XX,X]; end</pre>	<pre>X=[0.5;0.5;0.5;0.5]; Xold=X; XX=X; w=1.2; for i=1:20 X(1)=(1-w)*Xold(1)+w*(1- Xold(2))/2; X(2)=(1-w)*Xold(2)+w*(1-X(1)- Xold(3))/2; X(3)=(1-w)*Xold(3)+w*(1-X(2)- Xold(4))/2; X(4)=(1-w)*Xold(4)+w*(-2-X(3))/2; Xold=X;XX=[XX,X]; end</pre>
<p>After 20 iterations</p> <p>0.9883 $\mathbf{X} = -0.9682$ 1.9811 -1.9804</p>	<p>After 20 iterations</p> <p>0.9995 $\mathbf{X} = -0.9994$ 1.9995 -1.9998</p>	<p>After 20 iterations</p> <p>1.0000 $\mathbf{X} = -1.0000$ 2.0000 -2.0000</p>

Figure 5.16 Algorithm to implement Jacobi, Gauss–Seidel and SOR iterations for (5.28) starting at $\mathbf{X}^T = [0.5, 0.5, 0.5, 0.5]$.

SOR factor w	0.2	0.4	0.6	0.8	1.0	1.2	1.4	1.6	1.8
Iterations required for convergence	>50	>50	47	34	26	21	17	29	>50

Figure 5.17 Variation of rate of convergence with SOR factor w .

great interest, and specialist books on numerical analysis give details of how this can be computed (for example, *Applied Linear Algebra*, Peter Olver and Cheri Shakiban (2005), Pearson). Usually the best approach is a heuristic one – experiment with w to find a value that gives the fastest convergence. For ‘one-off’ problems this is hardly worth the effort so long as convergence is achieved, but in many scientific and engineering problems the same calculation may be done many hundreds of times, so the optimum value of w can reduce calculation time by half or more. For the current problem the number of iterations required to give four-decimal-place accuracy is shown in Figure 5.17.

It can be shown that outside the region $0 < w < 2$ the method will diverge but that inside it may or may not converge. The case $w < 1$ is called **under-relaxation** and $w > 1$ is called **over-relaxation**. In straightforward problems, w in the range 1.2–1.8 usually gives the most rapid convergence, and this is normally the region to explore as a first guess. In the problem studied, a value of $w = 1.4$ gives just about the fastest convergence, requiring only about two-thirds of the iterations required for the Gauss–Seidel method. In some physical problems, however, under-relaxation is required in order to avoid too rapid variation from iteration to iteration.

Great care must be taken with iterative methods, and convergence for some equations can be particularly difficult. Considerable experience is needed in looking at sets of equations to decide whether or not convergence can be expected, and often – even for the experienced mathematician – the answer is ‘try it and see’. A rearrangement of equations can greatly affect the convergence of iterative methods. For instance, in the 2×2 example, if the equations are interchanged

$$\begin{aligned} x + 4y &= -7 \\ 4x + y &= 2 \end{aligned} \quad \text{and the Jacobi iteration is written} \quad \begin{aligned} x^{(r+1)} &= -7 - 4y^{(r)} \\ y^{(r+1)} &= 2 - x^{(r)} \end{aligned}$$

the iteration diverges wildly even from a starting value $x = 1.1, y = -2.1$, which is close to the exact solution. One simple test that will guarantee convergence is to test whether the matrix is **diagonally dominant**. This means that the magnitude of a diagonal element is larger than or equal to the sum of the magnitudes of the off-diagonal elements in that row, or $|a_{ii}| \geq \sum_{\substack{j=1 \\ i \neq j}}^n |a_{ij}|$ for each i . If the system is not diagonally dominant, the

iteration method may or may not converge.

A detailed analysis of the convergence of iterative methods is not possible without a study of eigenvalues, and can be found in specialist numerical analysis books.

Iterative methods described in this section are fairly easy to program and an implementation in MATLAB, or similar package, is highly suitable, as in Figure 5.16.

5.5.5 Exercises



Note: All of these exercises are best solved using a computer matrix package such as MATLAB.

- 79 Solve the equations in Question 73 (Exercises 5.5.3) using Jacobi iteration starting from the estimate $X = [1 \ 1 \ 1 \ 1]^T$. How accurate is the solution obtained after five iterations?
- 80 Solve the equations in Question 74 (Exercises 5.5.3) using Gauss–Seidel iteration, starting from the estimate $X = [1 \ 0 \ 0 \ 0]^T$. How accurate is the solution obtained after three iterations?
- 81 Write a computer program in MATLAB or similar package to obtain the solution, by SOR, to the equations in Question 75 (Exercises 5.5.3). Determine the optimum SOR factor for each equation.
- 82 Use an SOR program to solve the equations

$$\begin{aligned} x - 0.7y &= -4 \\ -0.7x + y - 0.7z &= 34 \\ -0.7y + z &= -44 \end{aligned}$$

so that successive iterations differ by no more than 1 in the fourth decimal place. Find an SOR factor that produces this convergence in less than fifty iterations.

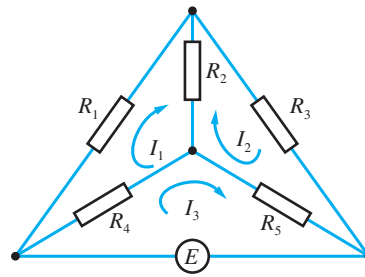


Figure 5.18 Circuit for Question 83.

- 83 Show that the circuit in Figure 5.18 has equations

$$\begin{bmatrix} R_1 + R_2 + R_4 & -R_2 & -R_4 \\ -R_2 & R_3 + R_5 + R_2 & -R_5 \\ -R_4 & -R_5 & R_4 + R_5 \end{bmatrix} \begin{bmatrix} I_1 \\ I_2 \\ I_3 \end{bmatrix} = \begin{bmatrix} 0 \\ 0 \\ E \end{bmatrix}$$

Take $R_1 = 1, R_2 = 2, R_3 = 2, R_4 = 2$ and $R_5 = 3$ (all in Ω) and $E = 1.5$ V. Show that the equations are diagonally dominant, and hence solve the equations by an iterative method.

- 84 Solve the 10×10 matrix equation in Example 5.30 using an iterative method starting from $X = [1 \ 1 \ 1 \ 1 \ 1 \ 1 \ 1 \ 1 \ 1 \ 1]^T$. Verify that a solution to four-figure accuracy can be obtained in less than ten iterations.

5.6 Rank

The solution of sets of linear equations has been considered in Section 5.5. Provided the determinant of a matrix is non-zero, we can obtain explicit solutions in terms of the inverse matrix. However, when we looked at cases with zero determinant the results were much less clear. The idea of the **rank** of a matrix helps to make these results more precise. Unfortunately, rank is not an easy concept, and it is usually difficult to compute. We shall take an informal approach that is not fully general but is sufficient to deal with the cases (c) and (d) of Section 5.5. The method we shall use is to take the Gaussian elimination procedure described in Figure 5.11 (Section 5.5.2) and examine the consequences for a zero-determinant situation.

If we start with the equations

$$\begin{bmatrix} 1 & 0 & 1 & 1 & 0 & 0 \\ 0 & 1 & 1 & 0 & 1 & 2 \\ 1 & 1 & 2 & 1 & 1 & 2 \\ 1 & 0 & 1 & 0 & 1 & 3 \\ 0 & 0 & 0 & 0 & 1 & 3 \\ 1 & 1 & 2 & 0 & 2 & 5 \end{bmatrix} \begin{bmatrix} x_1 \\ x_2 \\ . \\ . \\ . \\ x_6 \end{bmatrix} = \begin{bmatrix} 1 \\ 1 \\ 2 \\ 0 \\ 0 \\ 1 \end{bmatrix} \quad (5.30)$$

and proceed with the elimination, the first and second steps are quite normal:

$$\begin{bmatrix} 1 & 0 & 1 & 1 & 0 & 0 \\ 0 & 1 & 1 & 0 & 1 & 2 \\ 0 & 1 & 1 & 0 & 1 & 2 \\ 0 & 0 & 0 & -1 & 1 & 3 \\ 0 & 0 & 0 & 0 & 1 & 3 \\ 0 & 1 & 1 & -1 & 2 & 5 \end{bmatrix} \begin{bmatrix} x_1 \\ x_2 \\ . \\ . \\ . \\ x_6 \end{bmatrix} = \begin{bmatrix} 1 \\ 1 \\ 1 \\ -1 \\ 0 \\ 0 \end{bmatrix}, \begin{bmatrix} 1 & 0 & 1 & 1 & 0 & 0 \\ 0 & 1 & 1 & 0 & 1 & 2 \\ 0 & 0 & 0 & 0 & 0 & 0 \\ 0 & 0 & 0 & -1 & 1 & 3 \\ 0 & 0 & 0 & 0 & 1 & 3 \\ 0 & 0 & 0 & -1 & 1 & 3 \end{bmatrix} \begin{bmatrix} x_1 \\ x_2 \\ . \\ . \\ . \\ x_6 \end{bmatrix} = \begin{bmatrix} 1 \\ 1 \\ 0 \\ -1 \\ 0 \\ -1 \end{bmatrix}$$

The next step in the elimination procedure looks for a non-zero entry in the third column on or below the diagonal element. All the entries are zero – so the procedure, as it stands, fails. To overcome the problem, we just proceed to the next column and repeat the normal sequence of operations. We interchange the rows 3 and 4 and perform the elimination on column 4. Finally we interchange rows 4 and 5 to give

$$\begin{bmatrix} 1 & 0 & 1 & 1 & 0 & 0 \\ 0 & 1 & 1 & 0 & 1 & 2 \\ 0 & 0 & 0 & 1 & -1 & -3 \\ 0 & 0 & 0 & 0 & 1 & 3 \\ 0 & 0 & 0 & 0 & 0 & 0 \\ 0 & 0 & 0 & 0 & 0 & 0 \end{bmatrix} \begin{bmatrix} x_1 \\ x_2 \\ . \\ . \\ . \\ x_6 \end{bmatrix} = \begin{bmatrix} 1 \\ 1 \\ 1 \\ 0 \\ 0 \\ 0 \end{bmatrix} \quad (5.31)$$

To perform the back substitution we put $x_6 = \mu$. Then

$$\text{row 4 gives } x_5 = -3x_6 = -3\mu$$

$$\text{row 3 gives } x_4 = 1 + x_5 + 3x_6 = 1$$

$$\text{put } x_3 = \lambda$$

$$\text{row 2 gives } x_2 = 1 - x_3 - x_5 - 2x_6 = 1 - \lambda + \mu$$

$$\text{row 1 gives } x_1 = 1 - x_3 - x_4 = -\lambda$$

Thus our solution is

$$x_1 = -\lambda, \quad x_2 = 1 - \lambda + \mu, \quad x_3 = \lambda, \quad x_4 = 1, \quad x_5 = -3\mu, \quad x_6 = \mu$$

The equations have been reduced to **echelon form**, and it is clear that the same process can be followed for any matrix.

In general we use the elementary row operations, introduced earlier (see Section 5.5.2), to manipulate the equation or matrix to **echelon form**:

Below the line all the entries are zero, and the leading element, marked \times , in each row above the line is non-zero. The row operations do not change the solution to the set of equations corresponding to the matrix.

When this procedure is applied to a non-singular matrix, the method reduces to that shown in Figure 5.10, the final matrix has non-zero diagonal elements, and back substitution gives a unique solution. When the determinant is zero, as in (5.30), the elimination gives a matrix with some zeros in the diagonal and some zero rows, as in (5.31). The number of non-zero rows in the echelon form is called the **rank** of the matrix, $\text{rank } \mathbf{A}$; in the case of the matrix in (5.30) and that derived from it by row manipulation (5.31), we have $\text{rank } \mathbf{A} = 4$.

Example 5.37

Find the rank of the matrices

$$\text{(a) } \begin{bmatrix} 1 & 1 & -1 \\ 2 & -1 & 2 \\ 0 & -3 & 4 \end{bmatrix} \quad \text{(b) } \begin{bmatrix} 1 & -1 & 1 \\ -2 & 2 & -2 \\ -1 & 1 & -1 \end{bmatrix} \quad \text{(c) } \begin{bmatrix} 1 & 0 & 0 \\ 0 & 1 & 1 \\ 2 & 0 & 1 \end{bmatrix}$$

Solution Using the usual elimination method gives in each case

$$(a) \begin{bmatrix} 1 & 1 & -1 \\ 2 & -1 & 2 \\ 0 & -3 & 4 \end{bmatrix} \rightarrow \begin{bmatrix} 1 & 1 & -1 \\ 0 & -3 & 4 \\ 0 & -3 & 4 \end{bmatrix} \rightarrow \begin{bmatrix} 1 & 1 & -1 \\ 0 & -3 & 4 \\ 0 & 0 & 0 \end{bmatrix} \Rightarrow \text{rank 2}$$

$$(b) \begin{bmatrix} 1 & -1 & 1 \\ -2 & 2 & -2 \\ -1 & 1 & -1 \end{bmatrix} \rightarrow \begin{bmatrix} 1 & -1 & 1 \\ 0 & 0 & 0 \\ 0 & 0 & 0 \end{bmatrix} \Rightarrow \text{rank 1}$$

$$(c) \begin{bmatrix} 1 & 0 & 0 \\ 0 & 1 & 1 \\ 2 & 0 & 1 \end{bmatrix} \rightarrow \begin{bmatrix} 1 & 0 & 0 \\ 0 & 1 & 1 \\ 0 & 0 & 1 \end{bmatrix} \Rightarrow \text{rank 3}$$

The more common definition of rank is given by the order of the largest square submatrix with non-zero determinant. A square submatrix is formed by deleting rows and columns to form a square matrix. In (5.30) the 6×6 determinant is zero and all the 5×5 submatrices have zero determinant; however, if we delete columns 3 and 6 and rows 3 and 4, we obtain

$$\begin{bmatrix} 1 & 0 & 1 & 0 \\ 0 & 1 & 0 & 1 \\ 0 & 0 & 0 & 1 \\ 1 & 1 & 0 & 2 \end{bmatrix}$$

which has determinant equal to one, hence confirming that the matrix is of rank 4. To show equivalence of the two definitions is not straightforward and is omitted here. To determine the rank of a matrix, it is very much easier to look at the echelon form.

If we find any of the rows of the echelon matrix to be zero then, for consistency, the corresponding right-hand sides of the matrix equation must also be zero. The elementary row operations reduce the equation to echelon form, so that the equations take the form

$$\begin{array}{c} \uparrow \\ m \text{ rows} \\ \downarrow \\ \uparrow \\ (n - m) \text{ rows} \\ \downarrow \end{array} \left[\begin{array}{cccc} 1 & & & \\ & 1 & & \\ & & 1 & \\ & \vdots & \vdots & \vdots \\ & & & 1 \\ & & & & \text{All zero} \\ & & & & \text{entries} \end{array} \right] \begin{bmatrix} x_1 \\ x_2 \\ \cdot \\ \cdot \\ \cdot \\ \cdot \\ \cdot \\ x_n \end{bmatrix} = \begin{bmatrix} u \\ \cdot \\ \cdot \\ \cdot \\ \cdot \\ \cdot \\ \cdot \\ v \end{bmatrix}$$

If \mathbf{A} and the augmented matrix $(\mathbf{A}:\mathbf{b})$ have different rank then we have no solution to the equations (5.32). If the two matrices have the same rank then a solution exists, and furthermore the solution will contain a number of free parameters equal to $n - \text{rank } \mathbf{A}$.

The calculation of rank is not easy, so, while the result is rigorous, it is not simple to apply. Reducing equations to echelon form tells us immediately the rank of the associated matrix, and gives a constructive method of solution. There is a large amount of arithmetic in the reduction, but if the solution is required then this is inevitable anyway. The numerical calculation of rank does not normally entail reduction to echelon form; rather more advanced methods such as singular value decomposition are used.



The instruction `rank(A)` evaluates the rank of an $m \times n$ matrix \mathbf{A} in MATLAB.

Example 5.38

Reduce the following equations to echelon form, calculate the rank of the matrices and find the solutions of the equations (if they exist):

$$(a) \begin{bmatrix} 0 & 1 & 1 & 0 \\ 1 & 0 & 3 & 2 \\ 2 & 1 & 5 & 4 \\ 1 & -2 & 0 & 2 \end{bmatrix} \begin{bmatrix} x_1 \\ x_2 \\ x_3 \\ x_4 \end{bmatrix} = \begin{bmatrix} 1 \\ 3 \\ 7 \\ 2 \end{bmatrix} \quad (b) \begin{bmatrix} 1 & 0 & -1 & 1 & -1 \\ 0 & 1 & 1 & -1 & 1 \\ 1 & 1 & 0 & 0 & 0 \\ 2 & 3 & 1 & -1 & 1 \\ 2 & 2 & 0 & 0 & 0 \end{bmatrix} \begin{bmatrix} x_1 \\ x_2 \\ x_3 \\ x_4 \\ x_5 \end{bmatrix} = \begin{bmatrix} 0 \\ 1 \\ 1 \\ 3 \\ 2 \end{bmatrix}$$

Solution (a) Rows 1 and 3 are interchanged, and the elimination then proceeds as follows:

$$\begin{bmatrix} 2 & 1 & 5 & 4 \\ 1 & 0 & 3 & 2 \\ 0 & 1 & 1 & 0 \\ 1 & -2 & 0 & 2 \end{bmatrix} \begin{bmatrix} x_1 \\ x_2 \\ x_3 \\ x_4 \end{bmatrix} = \begin{bmatrix} 7 \\ 3 \\ 1 \\ 2 \end{bmatrix} \rightarrow \begin{bmatrix} 1 & \frac{1}{2} & \frac{5}{2} & 2 \\ 0 & -\frac{1}{2} & \frac{1}{2} & 0 \\ 0 & 1 & 1 & 0 \\ 0 & -\frac{5}{2} & -\frac{5}{2} & 0 \end{bmatrix} \begin{bmatrix} x_1 \\ x_2 \\ x_3 \\ x_4 \end{bmatrix} = \begin{bmatrix} \frac{7}{2} \\ -\frac{1}{2} \\ 1 \\ -\frac{3}{2} \end{bmatrix}$$

Interchange row 2 and row 4:

$$\rightarrow \begin{bmatrix} 1 & \frac{1}{2} & \frac{5}{2} & 2 \\ 0 & -\frac{5}{2} & -\frac{5}{2} & 0 \\ 0 & 1 & 1 & 0 \\ 0 & -\frac{1}{2} & \frac{1}{2} & 0 \end{bmatrix} \begin{bmatrix} x_1 \\ x_2 \\ x_3 \\ x_4 \end{bmatrix} = \begin{bmatrix} \frac{7}{2} \\ -\frac{3}{2} \\ 1 \\ -\frac{1}{2} \end{bmatrix}$$

Eliminate elements in column 2:

$$\rightarrow \begin{bmatrix} 1 & \frac{1}{2} & \frac{5}{2} & 2 \\ 0 & 1 & 1 & 0 \\ 0 & 0 & 0 & 0 \\ 0 & 0 & 1 & 0 \end{bmatrix} \begin{bmatrix} x_1 \\ x_2 \\ x_3 \\ x_4 \end{bmatrix} = \begin{bmatrix} \frac{7}{2} \\ \frac{3}{5} \\ \frac{2}{5} \\ -\frac{1}{5} \end{bmatrix}$$

Interchange row 3 and row 4:

$$\rightarrow \begin{bmatrix} 1 & \frac{1}{2} & \frac{5}{2} & 2 \\ 0 & 1 & 1 & 0 \\ 0 & 0 & 1 & 0 \\ 0 & 0 & 0 & 0 \end{bmatrix} \begin{bmatrix} x_1 \\ x_2 \\ x_3 \\ x_4 \end{bmatrix} = \begin{bmatrix} \frac{7}{2} \\ \frac{3}{5} \\ -\frac{1}{5} \\ \frac{2}{5} \end{bmatrix}$$

The rank of the matrix is 3 while that of the augmented matrix ($\mathbf{A} : \mathbf{b}$) is 4, so the equations represented by the matrix equation (a) are not consistent. Note that the last row cannot be satisfied and hence the equations have no solution.

(b) Interchanging the first and last rows, making the pivot 1 and performing the first elimination, we obtain

$$\begin{bmatrix} 1 & 1 & 0 & 0 & 0 \\ 0 & 1 & 1 & -1 & 1 \\ 0 & 0 & 0 & 0 & 0 \\ 0 & 1 & 1 & -1 & 1 \\ 0 & -1 & -1 & 1 & -1 \end{bmatrix} \begin{bmatrix} x_1 \\ . \\ . \\ . \\ x_5 \end{bmatrix} = \begin{bmatrix} 1 \\ 1 \\ 0 \\ 1 \\ -1 \end{bmatrix} \rightarrow \begin{bmatrix} 1 & 1 & 0 & 0 & 0 \\ 0 & 1 & 1 & -1 & 1 \\ 0 & 0 & 0 & 0 & 0 \\ 0 & 0 & 0 & 0 & 0 \\ 0 & 0 & 0 & 0 & 0 \end{bmatrix} \begin{bmatrix} x_1 \\ . \\ . \\ . \\ x_5 \end{bmatrix} = \begin{bmatrix} 1 \\ 1 \\ 0 \\ 0 \\ 0 \end{bmatrix}$$

The matrix and the augmented matrix both have rank 2, so the equations are consistent and we can compute the solution:

$$x_1 = 1 - \lambda, \quad x_2 = \lambda, \quad x_3 = 1 - \lambda + \mu - \nu, \quad x_4 = \mu, \quad x_5 = \nu$$

As expected, the solution contains three free parameters, since the order of the equation is 5 and the rank is 2.

In most practical problems that reduce to the solution of linear equations, it is usual that there are n independent variables to be computed from n equations. This is not always the case and the resulting matrix form is *not* square. A geometrical example of four equations and three unknowns was described in equation (5.1). The idea of a determinant is only sensible if matrices are square, so the simple results about the solution of the equations cannot be used. However, the ideas of elementary row operations, reduction to echelon form and rank still hold and the existence or non-existence of solutions can be written in terms of these concepts. Some examples will illustrate the possible situations that can occur.

Underspecified sets of equations

Here there are more variables than equations.

Case (a)

$$\text{Solve } \begin{bmatrix} 1 & 1 & 1 \\ 1 & 2 & 3 \end{bmatrix} \begin{bmatrix} x \\ y \\ z \end{bmatrix} = \begin{bmatrix} 1 \\ 2 \end{bmatrix}$$

$$\text{Subtract row 1 from row 2: } \begin{bmatrix} 1 & 1 & 1 \\ 0 & 1 & 2 \end{bmatrix} \begin{bmatrix} x \\ y \\ z \end{bmatrix} = \begin{bmatrix} 1 \\ 1 \end{bmatrix}$$

The elimination is now complete and the back substitution starts:

$$\text{Put } z = t$$

$$\text{From row 2 } y = 1 - 2t$$

$$\text{From row 1 } x = 1 - y - z = t$$

so the full solution is

$$x = t, \quad y = 1 - 2t, \quad z = t$$

for any t . Note that $\text{rank}(\mathbf{A}) = \text{rank}(\mathbf{A} : \mathbf{b}) = 2$ and $n = 3$ so the solution has one free parameter.

Case (b)

$$\text{Solve } \begin{bmatrix} 1 & 1 & 1 \\ 2 & 2 & 2 \end{bmatrix} \begin{bmatrix} x \\ y \\ z \end{bmatrix} = \begin{bmatrix} 1 \\ 1 \end{bmatrix}$$

$$\text{Subtract } 2 \times (\text{row 1}) \text{ from row 2: } \begin{bmatrix} 1 & 1 & 1 \\ 0 & 0 & 0 \end{bmatrix} \begin{bmatrix} x \\ y \\ z \end{bmatrix} = \begin{bmatrix} 1 \\ -1 \end{bmatrix}$$

and it is clear that $\text{rank}(\mathbf{A}) = 1$ and $\text{rank}(\mathbf{A} : \mathbf{b}) = 2$ so there is no solution. Obviously the last row is inconsistent. Although this example may be seen to be almost trivial since the equations are obviously inconsistent [$x + y + z = 1$ and $2(x + y + z) = 1$], in larger systems the situation is hardly ever obvious.

Overspecified sets of equations

Here there are more equations than variables.

Case (c)

$$\text{Solve } \begin{bmatrix} 1 & 1 \\ 1 & 2 \\ 1 & 3 \end{bmatrix} \begin{bmatrix} x \\ y \end{bmatrix} = \begin{bmatrix} -1 \\ 0 \\ 1 \end{bmatrix}$$

$$\text{Subtract row 1 from rows 2 and 3: } \begin{bmatrix} 1 & 1 \\ 0 & 1 \\ 0 & 2 \end{bmatrix} \begin{bmatrix} x \\ y \end{bmatrix} = \begin{bmatrix} -1 \\ 1 \\ 2 \end{bmatrix}$$

$$\text{Subtract } 2 \times (\text{row 2}) \text{ from row 3: } \begin{bmatrix} 1 & 1 \\ 0 & 1 \\ 0 & 0 \end{bmatrix} \begin{bmatrix} x \\ y \end{bmatrix} = \begin{bmatrix} -1 \\ 1 \\ 0 \end{bmatrix}$$

It can be observed that $\text{rank}(\mathbf{A}) = \text{rank}(\mathbf{A} : \mathbf{b}) = 2$ and that the equations are consistent since the last row contains all zeros. Since $n = 2$ a unique solution is obtained as $x = -2$ and $y = 1$ using back substitution.

However, for overspecified equations the more common situation is that no solution is possible.

Case (d)

$$\text{Solve } \begin{bmatrix} 1 & 1 \\ 1 & 2 \\ 1 & 3 \end{bmatrix} \begin{bmatrix} x \\ y \end{bmatrix} = \begin{bmatrix} 0 \\ 1 \\ -2 \end{bmatrix}$$

$$\text{Subtract row 1 from rows 2 and 3: } \begin{bmatrix} 1 & 1 \\ 0 & 1 \\ 0 & 2 \end{bmatrix} \begin{bmatrix} x \\ y \end{bmatrix} = \begin{bmatrix} 0 \\ 1 \\ -2 \end{bmatrix}$$

$$\text{Subtract } 2 \times (\text{row 2}) \text{ from row 3: } \begin{bmatrix} 1 & 1 \\ 0 & 1 \\ 0 & 0 \end{bmatrix} \begin{bmatrix} x \\ y \end{bmatrix} = \begin{bmatrix} 0 \\ 1 \\ -4 \end{bmatrix}$$

The equations are now clearly inconsistent since the last row says $0 = -4$ and $\text{rank}(\mathbf{A}) = 2$, $\text{rank}(\mathbf{A} : \mathbf{b}) = 3$ confirms this observation.

The existence or non-existence of solutions can be deduced from the echelon form and hence the idea of rank, and we can understand the solution of matrix equations involving non-square matrices. If \mathbf{A} is a $p \times q$ matrix and \mathbf{b} a $p \times 1$ column vector, the matrix equation $\mathbf{AX} = \mathbf{b}$ represents p linear equations in q variables. The rank of a matrix, being the number of non-zero rows in the echelon form of the matrix, cannot exceed p . On the other hand, the row reduction process will produce an echelon form with at most q non-zero rows. Hence the rank of a $p \times q$ matrix cannot exceed the smaller of p and q . Figure 5.19 summarizes the results.

		$\text{rank}(\mathbf{A} : \mathbf{b}) > \text{rank}(\mathbf{A})$	$\text{rank}(\mathbf{A} : \mathbf{b}) = \text{rank}(\mathbf{A})$	
			$r = q - \text{rank}(\mathbf{A}) > 0$	$q = \text{rank}(\mathbf{A})$
$p < q$	$\begin{bmatrix} \mathbf{A} \\ \mathbf{b} \end{bmatrix} [\mathbf{X}] = [\mathbf{b}]$	No solution for \mathbf{X}	Solution for \mathbf{X} with r free parameters	Not possible since $\text{rank}(\mathbf{A}) \leq p < q$
			$\mathbf{b} = 0$, a solution $\mathbf{X} \neq 0$ exists	
$p > q$	$\begin{bmatrix} \mathbf{A} \\ \mathbf{b} \end{bmatrix} [\mathbf{X}] = [\mathbf{b}]$	No solution for \mathbf{X}	Solution for \mathbf{X} with r free parameters	Unique solution for \mathbf{X}
			$\mathbf{b} = 0$, a solution $\mathbf{X} \neq 0$ exists	$\mathbf{b} = 0$, only solution is $\mathbf{X} = 0$
$p = q$	$\begin{bmatrix} \mathbf{A} \\ \mathbf{b} \end{bmatrix} [\mathbf{X}] = [\mathbf{b}]$	No solution for \mathbf{X}	Solution for \mathbf{X} with r free parameters	Unique solution for \mathbf{X}
			$\det(\mathbf{A}) = 0$	$\det(\mathbf{A}) \neq 0$
			$\mathbf{b} = 0$, a solution $\mathbf{X} \neq 0$ exists	$\mathbf{b} = 0$, only solution is $\mathbf{X} = 0$

Figure 5.19 Summary of the existence of solutions of the matrix equation $\mathbf{AX} = \mathbf{b}$ where \mathbf{A} is $p \times q$ matrix.

Notes:

- (i) In Section 5.5 the existence of solutions for p equations in p unknowns was stated in cases (a) to (d). These results are clarified in the table. In particular, it establishes the very important result that $\mathbf{AX} = 0$ has a non-trivial solution if and only if $\det(\mathbf{A}) = 0$.
- (ii) An alternative view of linear dependence/independence can be extracted from the table for the case $\mathbf{b} = 0$. Recall from Section 5.2.2 and Example 5.3 that the vectors $\mathbf{a}_1, \mathbf{a}_2, \dots, \mathbf{a}_q$ of order $p \times 1$ are linearly dependent/independent if the equation

$$\alpha_1 \mathbf{a}_1 + \alpha_2 \mathbf{a}_2 + \dots + \alpha_q \mathbf{a}_q = 0$$

has a non-zero/zero solution for $\alpha_1, \alpha_2, \dots, \alpha_q$. Write the vectors as the columns of a $p \times q$ matrix and the coefficients as a $q \times 1$ column vector

$$\mathbf{A} = [\mathbf{a}_1, \mathbf{a}_2, \dots, \mathbf{a}_q] \text{ and } \mathbf{X}^T = [\alpha_1, \alpha_2, \dots, \alpha_q]$$

We are therefore looking for a solution of the matrix equation

$$\mathbf{AX} = 0$$

Since $\text{rank}(\mathbf{A} : 0) = \text{rank}(\mathbf{A})$, reading from the last two columns of the table:

- (a) if $r = q - \text{rank}(\mathbf{A}) > 0$ then $\mathbf{X} \neq 0$ exists, so the vectors are linearly dependent;
 - (b) if $r = q - \text{rank}(\mathbf{A}) = 0$ with $p > q$ then $\mathbf{X} = 0$ is the only solution and the vectors are linearly independent.
- (iii) From (ii) (a) any $(p + 1)$ vectors of order $p \times 1$ are linearly dependent.
 - (iv) For the square matrix case, p vectors of order $p \times 1$ placed in the columns of \mathbf{A} , linear dependence/independence is determined by $\det(\mathbf{A}) = 0/\det(\mathbf{A}) \neq 0$.

Example 5.39

Determine whether the following sets of vectors are linearly dependent or independent

$$(a) \begin{bmatrix} 1 \\ 2 \\ 3 \end{bmatrix}, \begin{bmatrix} 2 \\ 3 \\ 1 \end{bmatrix} \quad (b) \begin{bmatrix} 1 \\ 2 \\ 3 \end{bmatrix}, \begin{bmatrix} 2 \\ 3 \\ 1 \end{bmatrix}, \begin{bmatrix} 3 \\ 5 \\ 4 \end{bmatrix} \quad (c) \begin{bmatrix} 1 \\ 2 \\ 3 \end{bmatrix}, \begin{bmatrix} 2 \\ 3 \\ 4 \end{bmatrix}, \begin{bmatrix} 0 \\ 0 \\ 1 \end{bmatrix} \quad (d) \begin{bmatrix} 1 \\ 2 \\ 3 \end{bmatrix}, \begin{bmatrix} 2 \\ 3 \\ 4 \end{bmatrix}, \begin{bmatrix} 0 \\ 0 \\ 1 \end{bmatrix}, \begin{bmatrix} 0 \\ 2 \\ 1 \end{bmatrix}$$

Solution (a) $\alpha \begin{bmatrix} 1 \\ 2 \\ 3 \end{bmatrix} + \beta \begin{bmatrix} 2 \\ 3 \\ 1 \end{bmatrix} = 0$ only has the solution $\alpha = \beta = 0$. Alternatively, the matrix of

vectors $\mathbf{A} = \begin{bmatrix} 1 & 2 \\ 2 & 3 \\ 3 & 1 \end{bmatrix}$ has the number of columns $q = 2$ and rank = 2 so $[q - \text{rank}(\mathbf{A})] = 0$

and the vectors are linearly independent.

(b) $\begin{bmatrix} 1 \\ 2 \\ 3 \end{bmatrix} + \begin{bmatrix} 2 \\ 3 \\ 1 \end{bmatrix} = \begin{bmatrix} 3 \\ 5 \\ 4 \end{bmatrix}$ so the vectors are linearly dependent. Alternatively, in the matrix of

vectors $\mathbf{B} = \begin{bmatrix} 1 & 2 & 3 \\ 2 & 3 & 5 \\ 3 & 1 & 4 \end{bmatrix}$ we have $\text{col } 3 = \text{col } 1 + \text{col } 2$, so thus zero determinant and

rank = 2. The vectors are linearly dependent since $[q - \text{rank}(\mathbf{B})] = 1$.

(c) The matrix $\mathbf{C} = \begin{bmatrix} 1 & 2 & 0 \\ 2 & 3 & 0 \\ 3 & 1 & 1 \end{bmatrix}$ has non-zero determinant, so the vectors are linearly

independent.

(d) The matrix $\mathbf{D} = \begin{bmatrix} 1 & 2 & 0 & 0 \\ 2 & 3 & 0 & 2 \\ 3 & 4 & 1 & 1 \end{bmatrix}$ has rank = 3 since the last three columns have a

determinant of -4 . There are four columns, so $[q - \text{rank}(\mathbf{D})] = 1$; the vectors are linearly

dependent, in agreement with note (ii)(a). It may be checked that $\begin{bmatrix} 0 \\ 2 \\ 1 \end{bmatrix} = 4 \begin{bmatrix} 1 \\ 2 \\ 3 \end{bmatrix} - 2 \begin{bmatrix} 2 \\ 3 \\ 4 \end{bmatrix} - 3 \begin{bmatrix} 0 \\ 0 \\ 1 \end{bmatrix}$.

5.6.1 Exercises



Check your answers using MATLAB whenever possible.

- 85 Find the rank of \mathbf{A} and of the augmented matrix $(\mathbf{A} : \mathbf{b})$. Solve $\mathbf{A}\mathbf{X} = \mathbf{b}$ where possible and check that there are $(n - \text{rank}(\mathbf{A}))$ free parameters.

$$(a) \mathbf{A} = \begin{bmatrix} 1 & 2 \\ 2 & 1 \end{bmatrix} \quad \mathbf{b} = \begin{bmatrix} 0 \\ 1 \end{bmatrix}$$

$$(b) \mathbf{A} = \begin{bmatrix} 1 & 0 \\ 0 & 0 \end{bmatrix} \quad \mathbf{b} = \begin{bmatrix} 0 \\ 1 \end{bmatrix}$$

$$(c) \mathbf{A} = \begin{bmatrix} 1 & 0 & 0 \\ 0 & 1 & 1 \\ 0 & 1 & 1 \end{bmatrix} \quad \mathbf{b} = \begin{bmatrix} 1 \\ 0 \\ 0 \end{bmatrix}$$

$$(d) \mathbf{A} = \begin{bmatrix} 1 & 0 & 1 \\ 0 & 1 & 0 \end{bmatrix} \quad \mathbf{b} = \begin{bmatrix} 2 \\ 1 \end{bmatrix}$$

$$(e) \mathbf{A} = \begin{bmatrix} 1 & 0 \\ 0 & 1 \\ 1 & 0 \end{bmatrix} \quad \mathbf{b} = \begin{bmatrix} 1 \\ 0 \\ 0 \end{bmatrix}$$

$$(f) \mathbf{A} = \begin{bmatrix} 0 & 0 & 0 & 1 \\ 0 & 0 & 2 & 0 \\ 0 & 3 & 0 & 0 \\ 4 & 0 & 0 & 0 \end{bmatrix} \quad \mathbf{b} = \begin{bmatrix} 1 \\ 0 \\ 1 \\ 0 \end{bmatrix}$$

- 86 Find the rank of the coefficient matrix and of the augmented matrix in the matrix equation

$$\begin{bmatrix} 1 & 1 - \alpha \\ \alpha & -2 \end{bmatrix} \begin{bmatrix} x \\ y \end{bmatrix} = \begin{bmatrix} \alpha^2 \\ \alpha \end{bmatrix}$$

For each value of α , find, where possible, the solution of the equation.

- 87 Find the rank of the matrices

$$(a) \begin{bmatrix} 2 & 1 & 1 & 1 \\ 4 & 2 & 2 & 3 \\ 0 & 0 & 0 & 1 \\ -2 & -1 & -1 & 0 \end{bmatrix}, \quad (b) \begin{bmatrix} 1 & 1 & 1 & 1 \\ 2 & 1 & 2 & 1 \\ 0 & 1 & 0 & 1 \\ 1 & 0 & 1 & 1 \end{bmatrix}$$

- 88 Reduce the matrices in the following equations to echelon form, determine their ranks and solve the equations, if a solution exists:

$$(a) \begin{bmatrix} 1 & 2 & 3 \\ 3 & 2 & 1 \\ 1 & 1 & 1 \end{bmatrix} \begin{bmatrix} x \\ y \\ z \end{bmatrix} = \begin{bmatrix} 8 \\ 4 \\ 3 \end{bmatrix}$$

$$(b) \begin{bmatrix} 1 & 2 & -1 & 1 \\ 1 & 1 & 0 & 0 \\ 0 & 1 & -1 & 1 \\ 1 & 0 & 1 & -1 \end{bmatrix} \begin{bmatrix} x \\ y \\ z \\ t \end{bmatrix} = \begin{bmatrix} 0 \\ 1 \\ -1 \\ 1 \end{bmatrix}$$

- 89 By obtaining the order of the largest square submatrix with non-zero determinant, determine the rank of the matrix

$$\mathbf{A} = \begin{bmatrix} 1 & 1 & 0 & 1 \\ 1 & 0 & 0 & 1 \\ 0 & 1 & 0 & 0 \\ 1 & 1 & 1 & 1 \end{bmatrix}$$

Reduce the matrix to echelon form and confirm your result. Check the rank of the augmented matrix $(\mathbf{A} : \mathbf{b})$, where $\mathbf{b}^T = [-1 \ 0 \ -1 \ 0]$. Does the equation $\mathbf{A}\mathbf{X} = \mathbf{b}$ have a solution?

- 90 Solve, where possible, the following matrix equations:

$$(a) \begin{bmatrix} 1 & 3 & 4 \\ -1 & 3 & 4 \end{bmatrix} \begin{bmatrix} x \\ y \\ z \end{bmatrix} = \begin{bmatrix} 1 \\ 3 \end{bmatrix}$$

$$(b) \begin{bmatrix} 2 & 1 \\ 4 & 6 \\ 3 & 5 \end{bmatrix} \begin{bmatrix} x \\ y \end{bmatrix} = \begin{bmatrix} 1 \\ 4 \\ -2 \end{bmatrix}$$

$$(c) \begin{bmatrix} 1 & 4 & 7 & -3 \\ -2 & 3 & -6 & 1 \\ 0 & 11 & 8 & -5 \end{bmatrix} \begin{bmatrix} x \\ y \\ z \\ t \end{bmatrix} = \begin{bmatrix} 1 \\ 3 \\ 5 \end{bmatrix}$$

$$(d) \begin{bmatrix} 2 & 1 & 4 \\ 3 & 2 & 9 \\ 4 & 1 & 3 \\ 3 & 3 & 3 \end{bmatrix} \begin{bmatrix} x \\ y \\ z \end{bmatrix} = \begin{bmatrix} 1 \\ 4 \\ -2 \\ -3 \end{bmatrix}$$

- 91 In a fluid flow problem there are five natural parameters. These have dimensions in terms of length L, mass M and time T as follows:

$$\text{velocity} = V = LT^{-1}, \quad \text{density} = \rho = ML^{-3}$$

$$\text{distance} = D = L, \quad \text{gravity} = g = LT^{-2}$$

and

$$\text{viscosity} = \mu = ML^{-1}T^{-1}$$

To determine how many non-dimensional parameters can be constructed, seek values of p , q , r , s and t so that

$$V^p \rho^q D^r g^s \mu^t$$

is dimensionless. Write the equations for p , q , r , s and t in matrix form and show that the resulting 3×5 matrix has rank 3. Thus there are two parameters that can be chosen independently.

By choosing these appropriately, show that they correspond to the Reynolds number $Re = V\rho D/\mu$ and the Froude number $Fr = Dg/V^2$.

- 92 Four points in a three-dimensional space have coordinates (x_i, y_i, z_i) for $i = 1, \dots, 4$. From the rank of the matrix

$$\begin{bmatrix} x_1 & y_1 & z_1 & 1 \\ x_2 & y_2 & z_2 & 1 \\ x_3 & y_3 & z_3 & 1 \\ x_4 & y_4 & z_4 & 1 \end{bmatrix}$$

determine whether the points lie on a plane or a line or whether there are other possibilities.

- 93 A popular method of numerical integration – see the work in Chapter 8 – involves Gaussian integration; it is used in finite-element calculations which are well used in most of engineering. As a simple example, the numerical integral over the interval $-1 \leq x \leq 1$ is written

$$\int_{-1}^1 f(x) dx = C_1 f(x_1) + C_2 f(x_2)$$

and the formula is made exact for the four functions $f = 1$, $f = x$, $f = x^2$ and $f = x^3$, so it must be accurate for all cubics. This leads to the four equations

$$C_1 + C_2 = 2$$

$$C_1 x_1 + C_2 x_2 = 0$$

$$C_1 x_1^2 + C_2 x_2^2 = \frac{2}{3}$$

$$C_1 x_1^3 + C_2 x_2^3 = 0$$

Use Gaussian elimination to reduce the equations and hence deduce that the equations are only consistent if x_1 and x_2 are chosen at the ‘Gauss’ points $\pm \frac{1}{\sqrt{3}}$.

5.7 The eigenvalue problem

A problem that leads to a concept of crucial importance in many branches of mathematics and its applications is that of seeking non-trivial solutions $\mathbf{X} \neq 0$ to the matrix equation

$$\mathbf{A}\mathbf{X} = \lambda\mathbf{X}$$

This is referred to as the eigenvalue problem; values of the scalar λ for which non-trivial solutions exist are called **eigenvalues** and the corresponding solutions $\mathbf{X} \neq 0$ are called the **eigenvectors**. We saw an example of eigenvalues in Example 5.28. Such problems arise naturally in many branches of engineering. For example, in vibrations the eigenvalues and eigenvectors describe the frequency and mode of vibration respectively, while in mechanics they represent principal stresses and the principal axes of stress in bodies subjected to external forces. Eigenvalues also play an important role in

the stability analysis of dynamical systems and are central to the evaluation of energy levels in quantum mechanics.

5.7.1 The characteristic equation

The set of simultaneous equations

$$\mathbf{A}\mathbf{X} = \lambda\mathbf{X} \quad (5.33)$$

where \mathbf{A} is an $n \times n$ matrix and $\mathbf{X} = [x_1 \ x_2 \ \dots \ x_n]^T$ is an $n \times 1$ column vector can be written in the form

$$(\lambda\mathbf{I} - \mathbf{A})\mathbf{X} = 0 \quad (5.34)$$

where \mathbf{I} is the identity matrix. The matrix equation (5.34) represents simply a set of homogeneous equations, and we know that a non-trivial solution exists if

$$c(\lambda) = |\lambda\mathbf{I} - \mathbf{A}| = 0 \quad (5.35)$$

Here $c(\lambda)$ is the expansion of the determinant and is a polynomial of degree n in λ , called the **characteristic polynomial** of \mathbf{A} . Thus

$$c(\lambda) = \lambda^n + c_{n-1}\lambda^{n-1} + c_{n-2}\lambda^{n-2} + \dots + c_1\lambda + c_0$$

and the equation $c(\lambda) = 0$ is called the **characteristic equation** of \mathbf{A} . We note that this equation can be obtained just as well by evaluating $|\mathbf{A} - \lambda\mathbf{I}| = 0$; however, the form (5.35) is preferred for the definition of the characteristic equation since the coefficient of λ^n is then always $+1$.

In many areas of engineering, particularly in those involving vibration or the control of processes, the determination of those values of λ for which (5.34) has a non-trivial solution (that is, a solution for which $\mathbf{X} \neq 0$) is of vital importance. These values of λ are precisely the values that satisfy the characteristic equation and are called the eigenvalues of \mathbf{A} .

Example 5.40

Find the characteristic equation and the eigenvalues of the matrix

$$\mathbf{A} = \begin{bmatrix} -2 & 1 \\ 1 & -2 \end{bmatrix}$$

Solution Equation (5.35) gives

$$0 = |\lambda\mathbf{I} - \mathbf{A}| = \begin{vmatrix} \lambda + 2 & -1 \\ -1 & \lambda + 2 \end{vmatrix} = (\lambda + 2)^2 - 1$$

so the characteristic equation is

$$\lambda^2 + 4\lambda + 3 = 0$$

The roots of this equation, namely $\lambda = -1$ and -3 , give the eigenvalues.

Example 5.41

Find the characteristic equation for the matrix

$$\mathbf{A} = \begin{bmatrix} 1 & 1 & -2 \\ -1 & 2 & 1 \\ 0 & 1 & -1 \end{bmatrix}$$

Solution By (5.35), the characteristic equation for \mathbf{A} is the cubic equation

$$c(\lambda) = \begin{vmatrix} \lambda - 1 & -1 & 2 \\ 1 & \lambda - 2 & -1 \\ 0 & -1 & \lambda + 1 \end{vmatrix} = 0$$

Expanding the determinant along the first column gives

$$\begin{aligned} c(\lambda) &= (\lambda - 1) \begin{vmatrix} \lambda - 2 & -1 \\ -1 & \lambda + 1 \end{vmatrix} - \begin{vmatrix} -1 & 2 \\ -1 & \lambda + 1 \end{vmatrix} \\ &= (\lambda - 1)[(\lambda - 2)(\lambda + 1) - 1] - [2 - (\lambda + 1)] \end{aligned}$$

Thus

$$c(\lambda) = \lambda^3 - 2\lambda^2 - \lambda + 2 = 0$$

is the required characteristic equation.

For matrices of large order, determining the characteristic polynomial by direct expansion of $|\lambda \mathbf{I} - \mathbf{A}|$ is unsatisfactory in view of the large number of terms involved in the determinant expansion, but alternative procedures are available.

5.7.2 Eigenvalues and eigenvectors

The roots of the characteristic equation (5.35) are called the eigenvalues of the matrix \mathbf{A} (the terms latent roots, proper roots and characteristic roots are also sometimes used). By the Fundamental Theorem of Algebra, a polynomial equation of degree n has exactly n roots, so that the matrix \mathbf{A} has exactly n eigenvalues λ_i , $i = 1, 2, \dots, n$. These eigenvalues may be real or complex, and not necessarily distinct. Corresponding to each eigenvalue λ_i , there is a non-zero solution $\mathbf{X} = \mathbf{e}_i$ of (5.34); \mathbf{e}_i is called the eigenvector of \mathbf{A} corresponding to the eigenvalue λ_i . (Again the terms latent vector, proper vector and characteristic vector are sometimes seen, but are generally obsolete.) We note that if $\mathbf{X} = \mathbf{e}_i$ satisfies (5.34) then any scalar multiple $\beta_i \mathbf{e}_i$ of \mathbf{e}_i also satisfies (5.34), so that the eigenvector \mathbf{e}_i may only be determined to within a scalar multiple.

Example 5.42

Verify that $\begin{bmatrix} 1 \\ 1 \end{bmatrix}$ and $\begin{bmatrix} 1 \\ -1 \end{bmatrix}$ are eigenvectors of the matrix

$$\mathbf{A} = \begin{bmatrix} -2 & 1 \\ 1 & -2 \end{bmatrix}$$

Solution The matrix is the same as the one given in Example 5.40, so we would expect that these eigenvectors correspond to the eigenvalues -1 and -3 . To verify the fact we must check that equation (5.33) is satisfied. Now for the first column vector

$$\begin{bmatrix} -2 & 1 \\ 1 & -2 \end{bmatrix} \begin{bmatrix} 1 \\ 1 \end{bmatrix} = \begin{bmatrix} -1 \\ -1 \end{bmatrix} = -1 \begin{bmatrix} 1 \\ 1 \end{bmatrix}$$

so $\begin{bmatrix} 1 \\ 1 \end{bmatrix}$ is an eigenvector corresponding to the eigenvalue -1 .

For the second column vector

$$\begin{bmatrix} -2 & 1 \\ 1 & -2 \end{bmatrix} \begin{bmatrix} 1 \\ -1 \end{bmatrix} = \begin{bmatrix} -3 \\ 3 \end{bmatrix} = -3 \begin{bmatrix} 1 \\ -1 \end{bmatrix}$$

so $\begin{bmatrix} 1 \\ -1 \end{bmatrix}$ is an eigenvector corresponding to the eigenvalue -3 .

Example 5.43

Find the eigenvalues and eigenvectors of the matrix $\mathbf{A} = \begin{bmatrix} 0 & -1 \\ 1 & 0 \end{bmatrix}$.

Solution To find the eigenvalues use equation (5.35)

$$0 = |\lambda \mathbf{I} - \mathbf{A}| = \begin{vmatrix} \lambda & 1 \\ -1 & \lambda \end{vmatrix} = \lambda^2 + 1$$

This characteristic equation has two roots $\lambda = +j$ and $-j$, which are the eigenvalues, in this case complex. Note that in general eigenvalues are complex, although in most of the remaining examples in this section they have been constructed to be real.

To obtain the eigenvectors use equation (5.34).

For the eigenvalue $\lambda = j$ then (5.34) gives

$$(\lambda \mathbf{I} - \mathbf{A}) \begin{bmatrix} a \\ b \end{bmatrix} = \begin{bmatrix} j & 1 \\ -1 & j \end{bmatrix} \begin{bmatrix} a \\ b \end{bmatrix} = 0$$

or in expanded form

$$\begin{aligned} ja + b &= 0 \\ -a + jb &= 0 \end{aligned} \quad \text{with solution } a = j \text{ and } b = 1$$

and hence the eigenvector corresponding to $\lambda = j$ is $\begin{bmatrix} j \\ 1 \end{bmatrix}$.

For the eigenvalue $\lambda = -j$ then (5.34) gives

$$(\lambda I - \mathbf{A}) \begin{bmatrix} c \\ d \end{bmatrix} = \begin{bmatrix} -j & 1 \\ -1 & -j \end{bmatrix} \begin{bmatrix} c \\ d \end{bmatrix} = 0$$

or in expanded form

$$\begin{aligned} -jc + d &= 0 \\ -c - jd &= 0 \end{aligned} \quad \text{with solution } c = 1 \text{ and } d = j$$

and hence the eigenvector corresponding to $\lambda = -j$ is $\begin{bmatrix} 1 \\ j \end{bmatrix}$.

Example 5.44

Determine the eigenvalues and eigenvectors for the matrix \mathbf{A} of Example 5.41.

Solution

$$\mathbf{A} = \begin{bmatrix} 1 & 1 & -2 \\ -1 & 2 & 1 \\ 0 & 1 & -1 \end{bmatrix}$$

The eigenvalues λ_i of \mathbf{A} satisfy the characteristic equation $c(\lambda) = 0$, and this has been obtained in Example 5.41 as the cubic

$$\lambda^3 - 2\lambda^2 - \lambda + 2 = 0$$

which can be solved to obtain the eigenvalues λ_1 , λ_2 and λ_3 .

Alternatively, it may be possible, using the determinant form $|\mathbf{A} - \lambda I|$, to carry out suitable row and/or column operations to factorize the determinant.

In this case

$$|\mathbf{A} - \lambda I| = \begin{vmatrix} 1 - \lambda & 1 & -2 \\ -1 & 2 - \lambda & 1 \\ 0 & 1 & -1 - \lambda \end{vmatrix}$$

and adding column 1 to column 3 gives

$$\begin{vmatrix} 1 - \lambda & 1 & -1 - \lambda \\ -1 & 2 - \lambda & 0 \\ 0 & 1 & -1 - \lambda \end{vmatrix} = -(1 + \lambda) \begin{vmatrix} 1 - \lambda & 1 & 1 \\ -1 & 2 - \lambda & 0 \\ 0 & 1 & 1 \end{vmatrix}$$

Subtracting row 3 from row 1 gives

$$-(1 + \lambda) \begin{vmatrix} 1 - \lambda & 0 & 0 \\ -1 & 2 - \lambda & 0 \\ 0 & 1 & 1 \end{vmatrix} = -(1 + \lambda)(1 - \lambda)(2 - \lambda)$$

Setting $|\mathbf{A} - \lambda I| = 0$ gives the eigenvalues as $\lambda_1 = 2$, $\lambda_2 = 1$ and $\lambda_3 = -1$. The order in which they are written is arbitrary, but for consistency we shall adopt the convention of taking $\lambda_1, \lambda_2, \dots, \lambda_n$ in decreasing order.

Having obtained the eigenvalues λ_i ($i = 1, 2, 3$), the corresponding eigenvectors e_i are obtained by solving the appropriate homogeneous equations

$$(\mathbf{A} - \lambda_i I)e_i = 0 \quad (5.36)$$

When $i = 1$, $\lambda_1 = 2$ and (5.36) is

$$\begin{bmatrix} -1 & 1 & -2 \\ -1 & 0 & 1 \\ 0 & 1 & -3 \end{bmatrix} \begin{bmatrix} e_{11} \\ e_{12} \\ e_{13} \end{bmatrix} \equiv 0$$

that is,

$$-e_{11} + e_{12} - 2e_{13} = 0$$

$$-e_{11} + 0e_{12} + e_{13} = 0$$

$$0e_{11} + e_{12} - 3e_{13} = 0$$

leading to the solution

$$\frac{e_{11}}{-1} = \frac{-e_{12}}{3} = \frac{e_{13}}{-1} = \beta_1$$

where β_1 is an arbitrary non-zero scalar. Thus the eigenvector e_1 corresponding to the eigenvalue $\lambda_1 = 2$ is

$$e_1 = \beta_1 [1 \quad 3 \quad 1]^T$$

As a check, we can compute

$$\mathbf{A}e_1 = \beta_1 \begin{bmatrix} 1 & 1 & -2 \\ -1 & 2 & 1 \\ 0 & 1 & -1 \end{bmatrix} \begin{bmatrix} 1 \\ 3 \\ 1 \end{bmatrix} = \beta_1 \begin{bmatrix} 2 \\ 6 \\ 2 \end{bmatrix} = 2\beta_1 \begin{bmatrix} 1 \\ 3 \\ 1 \end{bmatrix} = \lambda_1 e_1$$

and thus conclude that our calculation was correct.

When $i = 2$, $\lambda_2 = 1$ and we have to solve

$$\begin{bmatrix} 0 & 1 & -2 \\ -1 & 1 & 1 \\ 0 & 1 & -2 \end{bmatrix} \begin{bmatrix} e_{21} \\ e_{22} \\ e_{23} \end{bmatrix} = 0$$

that is,

$$0e_{21} + e_{22} - 2e_{23} = 0$$

$$-e_{21} + e_{22} + e_{23} = 0$$

$$0e_{21} + e_{22} - 2e_{23} = 0$$

leading to the solution

$$\frac{e_{21}}{-3} = \frac{-e_{22}}{2} = \frac{e_{23}}{-1} = \beta_2$$

where β_2 is an arbitrary scalar. Thus the eigenvector \mathbf{e}_2 corresponding to the eigenvalue $\lambda_2 = 1$ is

$$\mathbf{e}_2 = \beta_2[3 \ 2 \ 1]^T$$

Again a check could be made by computing $\mathbf{A}\mathbf{e}_2$.

Finally, when $i = 3$, $\lambda_3 = -1$ and we obtain from (5.36)

$$\begin{bmatrix} 2 & 1 & -2 \\ -1 & 3 & 1 \\ 0 & 1 & 0 \end{bmatrix} \begin{bmatrix} e_{31} \\ e_{32} \\ e_{33} \end{bmatrix} = 0$$

that is,

$$2e_{31} + e_{32} - 2e_{33} = 0$$

$$-e_{31} + 3e_{32} + e_{33} = 0$$

$$0e_{31} + e_{32} + 0e_{33} = 0$$

and hence

$$\frac{e_{31}}{-1} = \frac{e_{32}}{0} = \frac{e_{33}}{-1} = \beta_3$$

Here again β_3 is an arbitrary scalar, and the eigenvector \mathbf{e}_3 corresponding to the eigenvalue λ_3 is

$$\mathbf{e}_3 = \beta_3[1 \ 0 \ 1]^T$$

The calculation can be checked as before. Thus we have found that the eigenvalues of the matrix \mathbf{A} are 2, 1 and -1 , with corresponding eigenvectors

$$\beta_1[1 \ 3 \ 1]^T, \beta_2[3 \ 2 \ 1]^T \text{ and } \beta_3[1 \ 0 \ 1]^T$$

respectively.

Since in Example 5.44 the β_i , $i = 1, 2, 3$, are arbitrary, it follows that there are an infinite number of eigenvectors, scalar multiples of each other, corresponding to each eigenvalue. Sometimes it is convenient to scale the eigenvectors according to some convention. A convention frequently adopted is to **normalize** the eigenvectors so that

they are uniquely determined up to a scale factor of ± 1 . The normalized form of an eigenvector $\mathbf{e} = [e_1 \ e_2 \ \dots \ e_n]^T$ is denoted by $\hat{\mathbf{e}}$ and is given by

$$\hat{\mathbf{e}} = \frac{\mathbf{e}}{|\mathbf{e}|}$$

where

$$|\mathbf{e}| = \sqrt{(e_1^2 + e_2^2 + \dots + e_n^2)}$$

For example, for the matrix \mathbf{A} of Example 5.44, the normalized forms of the eigenvectors are

$$\hat{\mathbf{e}}_1 = [1/\sqrt{11} \ 3/\sqrt{11} \ 1/\sqrt{11}]^T, \quad \hat{\mathbf{e}}_2 = [3/\sqrt{14} \ 2/\sqrt{14} \ 1/\sqrt{14}]^T$$

and

$$\hat{\mathbf{e}}_3 = [1/\sqrt{2} \ 0 \ 1/\sqrt{2}]^T$$

However, throughout the text, unless otherwise stated, the eigenvectors will always be presented in their 'simplest' form, so that for the matrix of Example 5.44 we take $\beta_1 = \beta_2 = \beta_3 = 1$ and write

$$\mathbf{e}_1 = [1 \ 3 \ 1]^T, \quad \mathbf{e}_2 = [3 \ 2 \ 1]^T \quad \text{and} \quad \mathbf{e}_3 = [1 \ 0 \ 1]^T$$

It may be noted that the three eigenvalues in Example 5.44 are linearly independent since putting the eigenvalues into matrix form gives

$$\det \begin{bmatrix} 1 & 3 & 1 \\ 3 & 2 & 0 \\ 1 & 1 & 1 \end{bmatrix} = -6 \neq 0$$

From Figure 5.19, this is enough to establish linear independence. There is a general result, which can be proved by contradiction arguments,

that if an $n \times n$ matrix has n distinct eigenvalues then the corresponding eigenvectors are linearly independent.

The result has considerable theoretical and practical interest, but the main development of the idea is left to the companion volume *Advanced Modern Engineering Mathematics*. An example will illustrate one aspect of the ideas which is widely used in the theory of iterative methods similar to those in Section 5.5.4.

Example 5.45

Write the Fibonacci series 1, 1, 2, 3, 5, 8, ... where the next term is the sum of the previous two, in matrix form and compute the general term.

Solution

Let F_k be the k th Fibonacci number; then it can be checked that

$$\begin{bmatrix} F_{k+1} \\ F_k \end{bmatrix} = \begin{bmatrix} 1 & 1 \\ 1 & 0 \end{bmatrix} \begin{bmatrix} F_k \\ F_{k-1} \end{bmatrix} \quad \text{with } F_1 = F_2 = 1$$

is the matrix relation that generates these numbers. The eigenvalues and eigenvectors of the matrix, \mathbf{A} , are calculated as

$$\frac{1}{2} + \frac{\sqrt{5}}{2} \text{ with eigenvector } \mathbf{X} = \begin{bmatrix} \frac{1}{2} + \frac{\sqrt{5}}{2} \\ 1 \end{bmatrix} \text{ and}$$

$$\frac{1}{2} - \frac{\sqrt{5}}{2} \text{ with eigenvector } \mathbf{Y} = \begin{bmatrix} \frac{1}{2} - \frac{\sqrt{5}}{2} \\ 1 \end{bmatrix}$$

The matrix formulation can be applied repeatedly:

$$\begin{bmatrix} F_{k+1} \\ F_k \end{bmatrix} = \mathbf{A} \begin{bmatrix} F_k \\ F_{k-1} \end{bmatrix} = \mathbf{A}^2 \begin{bmatrix} F_{k-1} \\ F_{k-2} \end{bmatrix} = \mathbf{A}^3 \begin{bmatrix} F_{k-2} \\ F_{k-3} \end{bmatrix} = \dots = \mathbf{A}^{k-1} \begin{bmatrix} F_2 \\ F_1 \end{bmatrix}$$

Since the eigenvalues are distinct, the eigenvectors are linearly independent, so *any* vector can be written as $a\mathbf{X} + b\mathbf{Y}$ for some constants a, b and in particular

$$\begin{bmatrix} F_2 \\ F_1 \end{bmatrix} = \begin{bmatrix} 1 \\ 1 \end{bmatrix} = \frac{1}{\sqrt{5}}\left(\frac{1}{2} + \frac{\sqrt{5}}{2}\right)\mathbf{X} - \frac{1}{\sqrt{5}}\left(\frac{1}{2} - \frac{\sqrt{5}}{2}\right)\mathbf{Y}$$

Since $\mathbf{A}^{k-1}\mathbf{X} = \left(\frac{1}{2} + \frac{\sqrt{5}}{2}\right)^{k-1}\mathbf{X}$ and $\mathbf{A}^{k-1}\mathbf{Y} = \left(\frac{1}{2} - \frac{\sqrt{5}}{2}\right)^{k-1}\mathbf{Y}$

$$\begin{bmatrix} F_{k+1} \\ F_k \end{bmatrix} = \mathbf{A}^{k-1} \begin{bmatrix} 1 \\ 1 \end{bmatrix} = \frac{1}{\sqrt{5}}\left(\frac{1}{2} + \frac{\sqrt{5}}{2}\right)^k \mathbf{X} - \frac{1}{\sqrt{5}}\left(\frac{1}{2} - \frac{\sqrt{5}}{2}\right)^k \mathbf{Y}$$

We can then deduce from the second row that

$$F_k = \frac{1}{\sqrt{5}}\left(\frac{1}{2} + \frac{\sqrt{5}}{2}\right)^k - \frac{1}{\sqrt{5}}\left(\frac{1}{2} - \frac{\sqrt{5}}{2}\right)^k$$

and this formula generates the Fibonacci numbers.

Example 5.46

Find the eigenvalues and eigenvectors of

$$\mathbf{A} = \begin{bmatrix} \cos \theta & -\sin \theta \\ \sin \theta & \cos \theta \end{bmatrix}$$

Solution Now

$$\begin{aligned} |\lambda \mathbf{I} - \mathbf{A}| &= \begin{vmatrix} \lambda - \cos \theta & \sin \theta \\ -\sin \theta & \lambda - \cos \theta \end{vmatrix} \\ &= \lambda^2 - 2\lambda \cos \theta + \cos^2 \theta + \sin^2 \theta = \lambda^2 - 2\lambda \cos \theta + 1 \end{aligned}$$

So the eigenvalues are the roots of

$$\lambda^2 - 2\lambda \cos \theta + 1 = 0$$

that is,

$$\lambda = \cos \theta \pm j \sin \theta$$

Solving for the eigenvectors as in Example 5.43, we obtain

$$\mathbf{e}_1 = [1 \quad -j]^T \quad \text{and} \quad \mathbf{e}_2 = [1 \quad j]^T$$

In Examples 5.43 and 5.46 we see that eigenvalues can be complex numbers, and that the eigenvectors may have complex components. This situation arises when the characteristic equation has complex (conjugate) roots.



For an $n \times n$ matrix \mathbf{A} the MATLAB command `p=poly(A)` generates an $n + 1$ element row vector whose elements are the coefficients of the characteristic polynomial of \mathbf{A} , the coefficients being ordered in descending powers. The eigenvalues of \mathbf{A} are the roots of the polynomial and are generated using the command `roots(p)`. The command

$$[M, S] = \text{eig}(A)$$

generates the normalized eigenvectors of \mathbf{A} as the columns of the matrix \mathbf{M} and its corresponding eigenvalues as the diagonal elements of the diagonal matrix \mathbf{S} (\mathbf{M} and \mathbf{S} are called respectively the modal and spectral matrices of \mathbf{A}). In the absence of the left-hand arguments, the command `eig(A)` by itself simply generates the eigenvalues of \mathbf{A} .

For the matrix \mathbf{A} of Example 5.44 the commands

```
A=[1 1 -2; -1 2 1; 0 1 -1];
[M,S]=eig(A)
```

generate the output

```
0.3015   -0.8018   0.7071         2.0000   0         0
M=0.9045   -0.5345   0.0000         S=0         1.0000   0
0.3015   -0.2673   0.7071         0         0        -1.0000
```

These concur with our calculated answers, with $\beta_1 = 0.3015$, $\beta_2 = -0.2673$ and $\beta_3 = 0.7071$.

Using the Symbolic Math Toolbox in MATLAB the matrix \mathbf{A} may be converted from numeric into symbolic form using the command `A=sym(A)`. Then its symbolic eigenvalues and eigenvectors are generated using the sequence of commands

```
A=[1 1 -2; -1 2 1; 0 1 -1];
A=sym(A);
[M, S]=eig(A)
```

as

```
M=[3, 1, 1]         S=[-1, 0, 0]
   [2, 3, 0]         [0, 2, 0]
   [1, 1, 1]         [0, 0, 1]
```

5.7.3 Exercises



Check your answers using MATLAB.

- 94 Obtain the characteristic polynomials of the matrices

$$(a) \begin{bmatrix} 2 & -1 \\ -1 & 2 \end{bmatrix} \quad (b) \begin{bmatrix} 2 & 1 \\ 1 & 1 \end{bmatrix}$$

$$(c) \begin{bmatrix} 1 & 2 & 3 \\ 0 & 2 & 3 \\ 0 & 0 & 3 \end{bmatrix} \quad (d) \begin{bmatrix} 1 & 2 & 0 \\ 0 & 2 & 2 \\ 0 & 1 & 3 \end{bmatrix}$$

$$(e) \begin{bmatrix} 3 & 2 & 1 \\ 4 & 5 & -1 \\ 2 & 3 & 4 \end{bmatrix} \quad (f) \begin{bmatrix} 2 & 1 \\ -1 & a \end{bmatrix}$$

- 95 Find the eigenvalues and corresponding eigenvectors of the matrices

$$(a) \begin{bmatrix} 1 & 1 \\ 1 & 1 \end{bmatrix} \quad (b) \begin{bmatrix} 1 & 2 \\ 3 & 2 \end{bmatrix}$$

$$(c) \begin{bmatrix} 1 & 0 & -4 \\ 0 & 5 & 4 \\ -4 & 4 & 3 \end{bmatrix} \quad (d) \begin{bmatrix} 1 & 1 & 2 \\ 0 & 2 & 2 \\ -1 & 1 & 3 \end{bmatrix}$$

$$(e) \begin{bmatrix} 5 & 0 & 6 \\ 0 & 11 & 6 \\ 6 & 6 & -2 \end{bmatrix} \quad (f) \begin{bmatrix} 1 & -1 & 0 \\ 1 & 2 & 1 \\ -2 & 1 & -1 \end{bmatrix}$$

$$(g) \begin{bmatrix} 4 & 1 & 1 \\ 2 & 5 & 4 \\ -1 & -1 & 0 \end{bmatrix} \quad (h) \begin{bmatrix} 1 & -4 & -2 \\ 0 & 3 & 1 \\ 1 & 2 & 4 \end{bmatrix}$$

and hence evaluate the eigenvalues of the matrices.

5.7.4 Repeated eigenvalues

In the examples considered so far the eigenvalues λ_i ($i = 1, 2, \dots$) of the matrix \mathbf{A} have been distinct, and in such cases the corresponding eigenvectors are linearly independent. The matrix \mathbf{A} is then said to have a full set of independent eigenvectors. It is clear that the roots of the characteristic equation $c(\lambda)$ may not all be distinct, and when $c(\lambda)$ has $p \leq n$ distinct roots, $c(\lambda)$ may be factorized as

$$c(\lambda) = (\lambda - \lambda_1)^{m_1} (\lambda - \lambda_2)^{m_2} \dots (\lambda - \lambda_p)^{m_p}$$

indicating that the root $\lambda = \lambda_i$, $i = 1, 2, \dots, p$, is a root of order m_i , where the integer m_i is called the **algebraic multiplicity** of the eigenvalue λ_i . Clearly $m_1 + m_2 + \dots + m_p = n$. When a matrix \mathbf{A} has repeated eigenvalues, the question arises as to whether it is possible to obtain a full set of independent eigenvectors for \mathbf{A} . We first consider some examples to illustrate the situation.

Example 5.47

Determine the eigenvalues and corresponding eigenvectors of the matrices

$$(a) \mathbf{A} = \begin{bmatrix} 1 & 0 \\ 0 & 1 \end{bmatrix} \quad (b) \mathbf{B} = \begin{bmatrix} 1 & 1 \\ 0 & 1 \end{bmatrix}$$

Solution (a) The eigenvalues of \mathbf{A} are obtained from

$$0 = |\lambda \mathbf{I} - \mathbf{A}| = \begin{vmatrix} \lambda - 1 & 0 \\ 0 & \lambda - 1 \end{vmatrix} = (\lambda - 1)^2$$

giving the value 1 repeated twice.

The eigenvectors we calculate from

$$0 = (\mathbf{I} - \mathbf{A}) \begin{bmatrix} a \\ b \end{bmatrix} = \begin{bmatrix} 0 & 0 \\ 0 & 0 \end{bmatrix} \begin{bmatrix} a \\ b \end{bmatrix}$$

which is clearly satisfied by any values of a and b . Thus taking

$$\begin{bmatrix} a \\ b \end{bmatrix} = a \begin{bmatrix} 1 \\ 0 \end{bmatrix} + b \begin{bmatrix} 0 \\ 1 \end{bmatrix}$$

it can be seen that there are two independent eigenvectors $\begin{bmatrix} 1 \\ 0 \end{bmatrix}$ and $\begin{bmatrix} 0 \\ 1 \end{bmatrix}$. Any linear combination of the two vectors is also an eigenvector. Geometrically this corresponds to the fact that the unit matrix maps *every* vector onto itself.

(b) The eigenvalues of \mathbf{B} are obtained from

$$0 = |\lambda \mathbf{I} - \mathbf{B}| = \begin{vmatrix} \lambda - 1 & -1 \\ 0 & \lambda - 1 \end{vmatrix} = (\lambda - 1)^2$$

giving the value 1 repeated twice.

The eigenvectors we calculate from

$$0 = (\mathbf{I} - \mathbf{B}) \begin{bmatrix} c \\ d \end{bmatrix} = \begin{bmatrix} 0 & -1 \\ 0 & 0 \end{bmatrix} \begin{bmatrix} c \\ d \end{bmatrix} = \begin{bmatrix} -d \\ 0 \end{bmatrix}$$

Thus $d = 0$ and there is *only one* eigenvector $\begin{bmatrix} 1 \\ 0 \end{bmatrix}$ and, of course, any multiple of this vector.

We note from Example 5.47 that the evaluation of eigenvectors leads to a much more complicated situation when there are multiple eigenvalues. In contrast to the case of distinct eigenvalues, where it is known that the corresponding eigenvectors are linearly independent, for repeated eigenvalues it is not even clear how many linearly independent eigenvectors are associated with a multiple eigenvalue λ . The idea of rank (introduced in Section 5.6) of the matrix $(\lambda \mathbf{I} - \mathbf{A})$ is the key to the clarification.

A second problem occurs when there are several linearly independent eigenvectors associated with a multiple eigenvalue, as in Example 5.47(a). For instance, suppose the eigenvalue λ has two such eigenvectors \mathbf{X} and \mathbf{Y} so that

$$\mathbf{A}\mathbf{X} = \lambda\mathbf{X} \quad \text{and} \quad \mathbf{A}\mathbf{Y} = \lambda\mathbf{Y}$$

then adding with multiples α, β

$$\mathbf{A}(\alpha\mathbf{X} + \beta\mathbf{Y}) = \lambda(\alpha\mathbf{X} + \beta\mathbf{Y})$$

We see that $(\alpha\mathbf{X} + \beta\mathbf{Y})$ is also an eigenvector for any α, β . This can cause confusion since a method or computer package can throw up two eigenvectors which are different from the ones expected but that are equally valid and belong to the set $(\alpha\mathbf{X} + \beta\mathbf{Y})$

for some α, β . In Example 5.47(a) the calculated eigenvectors are $\begin{bmatrix} 1 \\ 0 \\ 1 \end{bmatrix}$ and $\begin{bmatrix} 0 \\ 1 \\ 1 \end{bmatrix}$ but equally well eigenvectors $\begin{bmatrix} 1 \\ 1 \\ 1 \end{bmatrix}$ and $\begin{bmatrix} 1 \\ -1 \\ 1 \end{bmatrix}$ could have been chosen. The vectors belong to

the same set, with $\alpha = \beta = 1$ in the first case and $\alpha = -\beta = 1$ in the second case. This situation should be noted carefully when undertaking exercises involving a multiple eigenvalue.

The following two 3×3 examples illustrate similar points.

Example 5.48

Determine the eigenvalues and corresponding eigenvectors of the matrix

$$\mathbf{A} = \begin{bmatrix} 3 & -3 & 2 \\ -1 & 5 & -2 \\ -1 & 3 & 0 \end{bmatrix}$$

Solution We find the eigenvalues from

$$\begin{vmatrix} 3 - \lambda & -3 & 2 \\ -1 & 5 - \lambda & -2 \\ -1 & 3 & -\lambda \end{vmatrix} = 0$$

as $\lambda_1 = 4, \lambda_2 = \lambda_3 = 2$.

The eigenvectors are obtained from

$$(\mathbf{A} - \lambda\mathbf{I})\mathbf{e}_i = 0 \tag{5.37}$$

and when $\lambda = \lambda_1 = 4$, we obtain from (5.37)

$$\mathbf{e}_1 = [1 \quad -1 \quad -1]^T$$

When $\lambda = \lambda_2 = \lambda_3 = 2$, (5.37) becomes

$$\begin{bmatrix} 1 & -3 & 2 \\ -1 & 3 & -2 \\ -1 & 3 & -2 \end{bmatrix} \begin{bmatrix} e_{21} \\ e_{22} \\ e_{23} \end{bmatrix} = 0$$

The matrix has rank = 1, so $[q - \text{rank}(\mathbf{A} - 2\mathbf{I})] = 3 - 1 = 2$ and we expect two free parameters so two linearly independent eigenvectors. They are obtained explicitly from the single equation

$$e_{21} - 3e_{22} + 2e_{23} = 0 \quad (5.38)$$

Clearly we are free to choose any two of the components e_{21} , e_{22} or e_{23} at will, with the remaining one determined by (5.38). Suppose we set $e_{22} = \alpha$ and $e_{23} = \beta$; then (5.38) means that $e_{21} = 3\alpha - 2\beta$, and thus

$$\begin{aligned} \mathbf{e}_2 &= [3\alpha - 2\beta \quad \alpha \quad \beta]^T \\ &= \alpha \begin{bmatrix} 3 \\ 1 \\ 0 \end{bmatrix} + \beta \begin{bmatrix} -2 \\ 0 \\ 1 \end{bmatrix} \end{aligned} \quad (5.39)$$

Now $\lambda = 2$ is an eigenvalue of multiplicity 2, and we seek, if possible, two independent eigenvectors defined by (5.39). Setting $\alpha = 1$ and $\beta = 0$ yields

$$\mathbf{e}_2 = [3 \quad 1 \quad 0]^T$$

and setting $\alpha = 0$ and $\beta = 1$ gives a second vector

$$\mathbf{e}_3 = [-2 \quad 0 \quad 1]^T$$

These two vectors are independent and of the form defined by (5.39), but many other choices are possible. However, any other choices of the form (5.39) will be linear combinations of \mathbf{e}_2 and \mathbf{e}_3 as chosen above. For example, $\mathbf{e} = [1 \quad 1 \quad 1]^T$ satisfies (5.38), but $\mathbf{e} = \mathbf{e}_2 + \mathbf{e}_3$.

In this example, although there was a repeated eigenvalue of algebraic multiplicity 2, it was possible to construct two independent eigenvectors corresponding to this eigenvalue. Thus the matrix \mathbf{A} has three and only three independent eigenvectors.



The MATLAB commands for Example 5.48

```
A=[3 -3 2; -1 5 -2; -1 3 0];
[M, S]=eig(A)
```

generate

```

-0.5774  -0.9568  0.1547  4.0000  0  0
M=  0.5774  -0.2867  0.5832  S=0  2.0000  0
  0.5774   0.0484  0.7975  0  0  2.0000
```

Clearly the first column of \mathbf{M} (corresponding to the eigenvalue $\lambda_1 = 4$) is a scalar multiple of \mathbf{e}_1 . The second and third columns of \mathbf{M} (corresponding to the repeated eigenvalue $\lambda_2 = \lambda_3 = 2$) are not scalar multiples of \mathbf{e}_2 and \mathbf{e}_3 . However, both satisfy (5.37) and are equally acceptable as a pair of linearly independent eigenvectors corresponding to the repeated eigenvalue. It is left as an exercise to show that both are linear combinations of \mathbf{e}_2 and \mathbf{e}_3 .

Check that in symbolic form the commands

```
A=sym(A);
[M, S]=eig(A)
```

generate

$$M = \begin{bmatrix} -1 & 3 & -2 \\ 1 & 1 & 0 \\ 1 & 0 & 1 \end{bmatrix} \quad S = \begin{bmatrix} 4 & 0 & 0 \\ 0 & 2 & 0 \\ 0 & 0 & 2 \end{bmatrix}$$

Example 5.49

Determine the eigenvalues and corresponding eigenvectors of the matrix

$$\mathbf{A} = \begin{bmatrix} 1 & 2 & 2 \\ 0 & 2 & 1 \\ -1 & 2 & 2 \end{bmatrix}$$

Solution Solving $|\mathbf{A} - \lambda\mathbf{I}| = 0$ gives the eigenvalues as $\lambda_1 = \lambda_2 = 2$, $\lambda_3 = 1$. The eigenvector corresponding to the non-repeated or simple eigenvalue $\lambda_3 = 1$ is easily found as

$$\mathbf{e}_3 = [1 \quad 1 \quad -1]^T$$

When $\lambda = \lambda_1 = \lambda_2 = 2$, the corresponding eigenvector is given by

$$(\mathbf{A} - 2\mathbf{I})\mathbf{e}_1 = 0$$

The matrix $(\mathbf{A} - 2\mathbf{I}) = \begin{bmatrix} -1 & 2 & 2 \\ 0 & 0 & 1 \\ -1 & 2 & 0 \end{bmatrix}$ has rank = 2, so $[q - \text{rank}(\mathbf{A})] = 1$ and we expect to

have one free parameter and hence only one independent eigenvector. Writing out in full we look for solutions of

$$-e_{11} + 2e_{12} + 2e_{13} = 0 \quad \text{(i)}$$

$$e_{13} = 0 \quad \text{(ii)}$$

$$-e_{11} + 2e_{12} = 0 \quad \text{(iii)}$$

From (ii) we have $e_{13} = 0$, and from both (i) and (iii) it follows that $e_{11} = 2e_{12}$. We deduce that there is only one independent eigenvector corresponding to the repeated eigenvalue $\lambda = 2$, namely

$$\mathbf{e}_1 = [2 \quad 1 \quad 0]^T$$

and in this case the matrix \mathbf{A} does not possess a full set of independent eigenvectors.

We see from Examples 5.47–5.49 that if an $n \times n$ matrix \mathbf{A} has repeated eigenvalues then a full set of n independent eigenvectors may or may not exist.

The complications introduced are seen to be resolved by determining the rank of the matrix $(\mathbf{A} - \lambda_i\mathbf{I})$ for each of the repeated eigenvalues. This is not a simple resolution; further details and a systematic development of the ideas can be found in the companion volume *Advanced Modern Engineering Mathematics*.

5.7.5 Exercises



Check your answers using MATLAB whenever possible.

- 96 Find the eigenvalues and eigenvectors of the matrices

$$\begin{bmatrix} 3 & 0 \\ 0 & 3 \end{bmatrix}, \begin{bmatrix} 2 & 0 \\ 1 & 2 \end{bmatrix}, \begin{bmatrix} 3 & \frac{1}{4} \\ -1 & 2 \end{bmatrix}, \begin{bmatrix} \frac{1}{2} & \frac{1}{4} \\ -1 & -\frac{1}{2} \end{bmatrix}$$

- 97 Show that the matrix

$$\mathbf{A} = \begin{bmatrix} -2 & 2 & -3 \\ 2 & 1 & -6 \\ -1 & -2 & 0 \end{bmatrix}$$

has eigenvalues 5, -3, -3. Find the corresponding eigenvectors. For the repeated eigenvalue, show that it has two linearly independent eigenvectors and that any vector of the general form

$$\alpha \begin{bmatrix} -2 \\ 1 \\ 0 \end{bmatrix} + \beta \begin{bmatrix} 3 \\ 0 \\ 1 \end{bmatrix}$$

is also an eigenvector.

- 98 Obtain the eigenvalues and corresponding eigenvectors of the matrices

$$(a) \begin{bmatrix} 2 & 2 & 1 \\ 1 & 3 & 1 \\ 1 & 2 & 2 \end{bmatrix} \quad (b) \begin{bmatrix} 0 & -2 & -2 \\ -1 & 1 & 2 \\ -1 & -1 & 2 \end{bmatrix}$$

$$(c) \begin{bmatrix} 4 & 6 & 6 \\ 1 & 3 & 2 \\ -1 & -5 & -2 \end{bmatrix} \quad (d) \begin{bmatrix} 7 & -2 & -4 \\ 3 & 0 & -2 \\ 6 & -2 & -3 \end{bmatrix}$$

- 99 Given that $\lambda = 1$ is a three-times repeated eigenvalue of the matrix

$$\mathbf{A} = \begin{bmatrix} -3 & -7 & -5 \\ 2 & 4 & 3 \\ 1 & 2 & 2 \end{bmatrix}$$

determine how many independent eigenvectors correspond to this value of λ . Determine a corresponding set of independent eigenvectors.

- 100 Given that $\lambda = 1$ is a twice-repeated eigenvalue of the matrix

$$\mathbf{A} = \begin{bmatrix} 2 & 1 & -1 \\ -1 & 0 & 1 \\ -1 & -1 & 2 \end{bmatrix}$$

determine a set of independent eigenvectors.

- 101 Find all the eigenvalues and eigenvectors of the matrix

$$\begin{bmatrix} 1 & 0 & 0 & 2 \\ 0 & 2 & 0 & 0 \\ 0 & 0 & 2 & 0 \\ 2 & 0 & 0 & 1 \end{bmatrix}$$

5.7.6 Some useful properties of eigenvalues

The following basic properties of the eigenvalues $\lambda_1, \lambda_2, \dots, \lambda_n$ of an $n \times n$ matrix \mathbf{A} are sometimes useful. The results are readily proved either from the definition of eigenvalues as the values of λ satisfying (5.33), or by comparison of corresponding characteristic polynomials (5.35). Consequently, the proofs are left to Exercise 102.

Property 1

The sum of the eigenvalues of \mathbf{A} is

$$\sum_{i=1}^n \lambda_i = \text{trace } \mathbf{A} = \sum_{i=1}^n a_{ii}$$

Property 2

The product of the eigenvalues of \mathbf{A} is

$$\prod_{i=1}^n \lambda_i = \det \mathbf{A}$$

where $\det \mathbf{A}$ denotes the determinant of the matrix \mathbf{A} .

Property 3

The eigenvalues of the inverse matrix \mathbf{A}^{-1} , provided it exists, are

$$\frac{1}{\lambda_1}, \frac{1}{\lambda_2}, \dots, \frac{1}{\lambda_n}$$

Property 4

The eigenvalues of the transposed matrix \mathbf{A}^T are

$$\lambda_1, \lambda_2, \dots, \lambda_n$$

as for the matrix \mathbf{A} .

Property 5

If k is a scalar then the eigenvalues of $k\mathbf{A}$ are

$$k\lambda_1, k\lambda_2, \dots, k\lambda_n$$

Property 6

If k is a scalar and \mathbf{I} the $n \times n$ identity (unit) matrix then the eigenvalues of $\mathbf{A} \pm k\mathbf{I}$ are respectively

$$\lambda_1 \pm k, \lambda_2 \pm k, \dots, \lambda_n \pm k$$

Property 7

If k is a positive integer then the eigenvalues of \mathbf{A}^k are

$$\lambda_1^k, \lambda_2^k, \dots, \lambda_n^k$$

Property 8

As a consequence of Properties 5 and 7, any polynomial in \mathbf{A}

$$\mathbf{A}^m + \alpha_{m-1}\mathbf{A}^{m-1} + \dots + \alpha_1\mathbf{A} + \alpha_0\mathbf{I}$$

has eigenvalues

$$\lambda_i^m + \alpha_{m-1}\lambda_i^{m-1} + \dots + \alpha_1\lambda_i + \alpha_0 \quad \text{for } i = 1, 2, \dots, n$$

5.7.7 Symmetric matrices

A square matrix \mathbf{A} is said to be **symmetric** if $\mathbf{A}^T = \mathbf{A}$. Such matrices form an important class and arise in a variety of practical situations. Such symmetry imposes a powerful structure to the eigenvalues and eigenvectors which is summarized in the statements:

- (i) The eigenvalues of a real symmetric matrix are real.
- (ii) For an $n \times n$ real symmetric matrix it is always possible to find n independent eigenvectors $\mathbf{e}_1, \mathbf{e}_2, \dots, \mathbf{e}_n$ that are mutually orthogonal so that $\mathbf{e}_i^T \mathbf{e}_j = 0$ for $i \neq j$.

If the orthogonal eigenvectors of a symmetric matrix are normalized as

$$\hat{\mathbf{e}}_1, \hat{\mathbf{e}}_2, \dots, \hat{\mathbf{e}}_n$$

then the **inner (scalar) product** is

$$\hat{\mathbf{e}}_i^T \hat{\mathbf{e}}_j = \delta_{ij} \quad (i, j = 1, 2, \dots, n)$$

where δ_{ij} is the Kronecker delta defined earlier (see Section 5.2.1).

The set of normalized eigenvectors of a symmetric matrix therefore forms an orthonormal set (that is, they form a mutually orthogonal normalized set of vectors).

In general, eigenvalues and eigenvectors are complex, so (i) gives a considerable simplification and it can be proved as follows:

Proof of statement (i)

Let $\mathbf{A}\mathbf{X} = \lambda\mathbf{X}$

Take the complex conjugate $\mathbf{A}^*\mathbf{X}^* = \lambda^*\mathbf{X}^*$; since \mathbf{A} is real then $\mathbf{A}\mathbf{X}^* = \lambda^*\mathbf{X}^*$

Take the transpose $\mathbf{X}^T\mathbf{A}^T = \lambda\mathbf{X}^T$; since \mathbf{A} is symmetric then $\mathbf{X}^T\mathbf{A} = \lambda\mathbf{X}^T$

Pre-multiply the complex-conjugate eigenvalue equation by \mathbf{X}^T to give

$$\mathbf{X}^T\mathbf{A}\mathbf{X}^* = \lambda^*\mathbf{X}^T\mathbf{X}^* \rightarrow \lambda\mathbf{X}^T\mathbf{X}^* = \lambda^*\mathbf{X}^T\mathbf{X}^* \quad \text{since } \mathbf{X}^T\mathbf{A} = \lambda\mathbf{X}^T$$

Because $\mathbf{X}^T\mathbf{X}^* \neq 0$ we deduce that $\lambda = \lambda^*$ and the eigenvalue is therefore real.

Proof of statement (ii) when all the eigenvalues are distinct

We first show that the eigenvectors are orthogonal and then that they are linearly independent. Two distinct eigenvalues satisfy

$$\mathbf{A}\mathbf{X}_i = \lambda_i\mathbf{X}_i \quad \text{and} \quad \mathbf{A}\mathbf{X}_j = \lambda_j\mathbf{X}_j \quad \text{with} \quad \lambda_i \neq \lambda_j$$

Multiply the first equation by \mathbf{X}_j^T to give

$$\mathbf{X}_j^T\mathbf{A}\mathbf{X}_i = \lambda_i\mathbf{X}_j^T\mathbf{X}_i \tag{5.40}$$

Multiply the second equation by \mathbf{X}_i^T to give

$$\mathbf{X}_i^T\mathbf{A}\mathbf{X}_j = \lambda_j\mathbf{X}_i^T\mathbf{X}_j \quad \text{with transpose} \quad (\mathbf{X}_i^T\mathbf{A}\mathbf{X}_j)^T = \lambda_j(\mathbf{X}_i^T\mathbf{X}_j)^T$$

and hence using the symmetry of \mathbf{A}

$$\mathbf{X}_j^T\mathbf{A}\mathbf{X}_i = \lambda_j\mathbf{X}_j^T\mathbf{X}_i \tag{5.41}$$

Now subtract (5.41) from (5.40); then

$$(\lambda_i - \lambda_j)\mathbf{X}_j^T\mathbf{X}_i = 0$$

Since the eigenvalues are distinct we have $\mathbf{X}_j^T\mathbf{X}_i = 0$ and the corresponding vectors are orthogonal.

To test linear independence, consider solutions of

$$\alpha_1\mathbf{X}_1 + \alpha_2\mathbf{X}_2 + \dots + \alpha_n\mathbf{X}_n = 0$$

Multiply by \mathbf{X}_i^T . From the orthogonality of the eigenvectors, when *all* the eigenvalues are distinct, the only term to survive is

$$\alpha_i\mathbf{X}_i^T\mathbf{X}_i = 0$$

and since the eigenvectors are not zero the conclusion is $\alpha_i = 0$ for all i . Hence the eigenvectors are linearly independent.

This second statement (ii) is much more difficult to prove for repeated eigenvalues and is left to the companion volume *Advanced Modern Engineering Mathematics*.

The results (i) and (ii) are well used in both theory and computational practice since they make it clear that only real values need to be sought and any vector can be written as the combination of the linearly independent eigenvalues. Considerable effort goes into transforming a problem to symmetric matrix form. Review exercise 22 gives an illustration of spectral decomposition. The singular value decomposition, Jacobi and Householder methods all rely on (i) and (ii).

Example 5.50

Obtain the eigenvalues and corresponding orthogonal eigenvectors of the symmetric matrix

$$\mathbf{A} = \begin{bmatrix} 2 & 2 & 0 \\ 2 & 5 & 0 \\ 0 & 0 & 3 \end{bmatrix}$$

and show that the normalized eigenvectors form an orthonormal set.

Solution The eigenvalues of \mathbf{A} are $\lambda_1 = 6$, $\lambda_2 = 3$ and $\lambda_3 = 1$, with corresponding eigenvectors

$$\mathbf{e}_1 = [1 \ 2 \ 0]^T, \quad \mathbf{e}_2 = [0 \ 0 \ 1]^T, \quad \mathbf{e}_3 = [-2 \ 1 \ 0]^T$$

which in normalized form are

$$\hat{\mathbf{e}}_1 = [1 \ 2 \ 0]^T/\sqrt{5}, \quad \hat{\mathbf{e}}_2 = [0 \ 0 \ 1]^T, \quad \hat{\mathbf{e}}_3 = [-2 \ 1 \ 0]^T/\sqrt{5}$$

Evaluating the inner products, we see that, for example,

$$\hat{\mathbf{e}}_1^T \hat{\mathbf{e}}_1 = \frac{1}{5} + \frac{4}{5} + 0 = 1, \quad \hat{\mathbf{e}}_1^T \hat{\mathbf{e}}_3 = -\frac{2}{5} + \frac{2}{5} + 0 = 0$$

and that

$$\hat{\mathbf{e}}_i^T \hat{\mathbf{e}}_j = \delta_{ij} \quad (i, j = 1, 2, 3)$$

confirming that the eigenvectors form an orthonormal set.

Example 5.51 considers the case of a repeated eigenvalue and gives a hint of the Gram–Schmidt process for turning a set of linearly independent vectors into an orthogonal set.

Example 5.51

Show that the matrix

$$\mathbf{A} = \begin{bmatrix} 1 & 1 & 1 \\ 1 & 1 & 1 \\ 1 & 1 & 1 \end{bmatrix}$$

has eigenvalues 3, 0, 0 and construct three mutually orthogonal eigenvectors.

Solution The characteristic equation is

$$\mathbf{0} = \begin{bmatrix} 1-\lambda & 1 & 1 \\ 1 & 1-\lambda & 1 \\ 1 & 1 & 1-\lambda \end{bmatrix} = -\lambda^2(\lambda - 3)$$

so has roots 3, 0, 0. For the eigenvalue 3, check that $[1 \ 1 \ 1]^T$ is a solution of

$$\begin{bmatrix} -2 & 1 & 1 \\ 1 & -2 & 1 \\ 1 & 1 & -2 \end{bmatrix} \begin{bmatrix} x \\ y \\ z \end{bmatrix} = \mathbf{0}$$

For the eigenvalue 0, look for solutions of

$$\begin{bmatrix} 1 & 1 & 1 \\ 1 & 1 & 1 \\ 1 & 1 & 1 \end{bmatrix} \begin{bmatrix} x \\ y \\ z \end{bmatrix} = \mathbf{0}$$

The matrix has rank = 1, so we have $[q - \text{rank}(\mathbf{A} - 0\mathbf{I})] = 2$ and expect two linearly independent eigenvectors. It may be checked that $[-1 \ 0 \ 1]^T$ and $[-1 \ 1 \ 0]^T$ are two linearly independent eigenvectors corresponding to the zero eigenvalue.

Thus three *real* eigenvalues have been found, as required by the general result (i), and three linearly independent eigenvectors have been constructed, as required by the general result (ii). The eigenvectors, however, are *not* mutually orthogonal. The eigenvector $[1 \ 1 \ 1]^T$ is orthogonal to $[-1 \ 0 \ 1]^T$ and $[-1 \ 1 \ 0]^T$, but the last two eigenvectors are not orthogonal to each other. However, we know that any vector

$$a \begin{bmatrix} -1 \\ 0 \\ 1 \end{bmatrix} + b \begin{bmatrix} -1 \\ 1 \\ 0 \end{bmatrix}$$

is also an eigenvector. Choosing $a = 1$ and $b = -2$ gives $[1 \ -2 \ 1]^T$ which is orthogonal to both $[1 \ 1 \ 1]^T$ and $[-1 \ 0 \ 1]^T$. Thus three normalized mutually orthogonal eigenvectors are

$$\frac{1}{\sqrt{3}} \begin{bmatrix} 1 \\ 1 \\ 1 \end{bmatrix}, \frac{1}{\sqrt{2}} \begin{bmatrix} -1 \\ 0 \\ 1 \end{bmatrix}, \frac{1}{\sqrt{6}} \begin{bmatrix} 1 \\ -2 \\ 1 \end{bmatrix}$$

5.7.8 Exercises



Check your answers using MATLAB whenever possible.

102 Verify Properties 1–8 of Section 5.7.6.

103 Given that the eigenvalues of the matrix

$$\mathbf{A} = \begin{bmatrix} 4 & 1 & 1 \\ 2 & 5 & 4 \\ -1 & -1 & 0 \end{bmatrix}$$

are 5, 3 and 1:

- confirm Properties 1–4 of Section 5.7.6;
- taking $k = 2$, confirm Properties 5–8 of Section 5.7.6.

104 Determine the eigenvalues and corresponding eigenvectors of the symmetric matrix

$$\mathbf{A} = \begin{bmatrix} -3 & -3 & -3 \\ -3 & 1 & -1 \\ -3 & -1 & 1 \end{bmatrix}$$

and verify that the eigenvectors are mutually orthogonal.

105 The 3×3 symmetric matrix \mathbf{A} has eigenvalues 6, 3 and 2. The eigenvectors corresponding to the eigenvalues 6 and 3 are $[1 \ 1 \ 2]^T$ and $[1 \ 1 \ -1]^T$ respectively. Find an eigenvector corresponding to the eigenvalue 2.

106 Verify that the matrix

$$\mathbf{A} = \begin{bmatrix} -\frac{3}{20} & \frac{1}{5} \\ \frac{1}{5} & \frac{3}{20} \end{bmatrix}$$

has eigenvalues $\pm \frac{1}{4}$ and corresponding

eigenvectors $\mathbf{X} = \begin{bmatrix} 2 \\ -1 \end{bmatrix}$ and $\mathbf{Y} = \begin{bmatrix} 1 \\ 2 \end{bmatrix}$. What are the eigenvalues of \mathbf{A}^n ? Show that any vector $\mathbf{Z} = \begin{bmatrix} a \\ b \end{bmatrix}$

can be written as $\mathbf{Z} = \alpha\mathbf{X} + \beta\mathbf{Y}$ and hence deduce that $\mathbf{A}^n\mathbf{Z} \rightarrow \mathbf{0}$ as $n \rightarrow \infty$.

5.8 Engineering application: spring systems

The vibration of many mechanical systems can be modelled very satisfactorily by spring-and-damper systems. The shock absorbers and springs of a motor car give one of the simplest practical examples. On a more fundamental level, the vibration of the atoms or molecules of a solid can be modelled by a lattice containing atoms or molecules that interact with each other through spring forces. The model gives a detailed understanding of the structure of the solid and the strength of interactions and has practical applications in such areas as the study of impurities or ‘doped’ materials in semiconductor physics.

The motion of these systems demands the use of Newton’s equations, which in turn require the calculus. We shall look at methods of solution later (see Chapters 10 and 11). In this case study we shall not consider vibrations but shall restrict our attention to the static situation. This is the first step in the solution of vibrational systems. Even here, we shall see that matrices and vectors allow a systematic approach to the more complicated situation.

5.8.1 A two-particle system

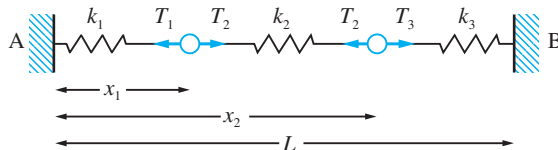
We start with the very simple situation illustrated in Figure 5.20. Two masses are connected by springs of stiffnesses k_1 , k_2 and k_3 and of natural lengths l_1 , l_2 and l_3 that are fixed to the walls at A and B, with distance $AB = L$. It is required to calculate the equilibrium values of x_1 and x_2 . We use Hooke’s law – that force is proportional to extension – to calculate the tension:

$$T_1 = k_1(x_1 - l_1)$$

$$T_2 = k_2(x_2 - x_1 - l_2)$$

$$T_3 = k_3(L - x_2 - l_3)$$

Figure 5.20
Two-particle system.



Since the forces are in equilibrium,

$$k_1(x_1 - l_1) = k_2(x_2 - x_1 - l_2)$$

$$k_2(x_2 - x_1 - l_2) = k_3(L - x_2 - l_3)$$

We have two simultaneous equations in the two unknowns, which can be written in matrix form as

$$\begin{bmatrix} k_1 + k_2 & -k_2 \\ -k_2 & k_2 + k_3 \end{bmatrix} \begin{bmatrix} x_1 \\ x_2 \end{bmatrix} = \begin{bmatrix} k_1 l_1 - k_2 l_2 \\ k_2 l_2 - k_3 l_3 + k_3 L \end{bmatrix}$$

It is easy to invert 2×2 matrices, so we can compute the solution as

$$\begin{bmatrix} x_1 \\ x_2 \end{bmatrix} = \frac{1}{(k_1 + k_2)(k_2 + k_3) - k_2^2} \begin{bmatrix} k_2 + k_3 & k_2 \\ k_2 & k_1 + k_2 \end{bmatrix} \begin{bmatrix} k_1 l_1 - k_2 l_2 \\ k_2 l_2 - k_3 l_3 + k_3 L \end{bmatrix}$$

If we take the simplest situation when $k_1 = k_2 = k_3$ and $l_1 = l_2 = l_3$ then we obtain the obvious solution $x_1 = \frac{1}{3}L$, $x_2 = \frac{2}{3}L$.

It can be checked that the matrix equation is satisfied except for the $(r - 1)$ th, r th and $(n - 1)$ th rows. These give respectively

$$-\lambda b + a(-\lambda + 1 + \lambda r) = l(1 - \lambda)$$

$$\lambda b + a(\lambda - 1 - \lambda r) = l(\lambda - 1)$$

and

$$b + a(n - r) = L$$

The first two of these are identical, so we have two equations in the two unknowns, a and b , to solve. We obtain

$$a = \frac{L - l(1 - \lambda^{-1})}{n - (1 - \lambda^{-1})}, \quad b = \frac{rL - (1 - \lambda^{-1})[L - (n - r)l]}{n - (1 - \lambda^{-1})}$$

We note that if $\lambda = 1$ then the solution reduces to the previous one, as expected.

The solution just obtained gives the deformation due to a single rogue coupling. Although this problem is of limited interest, its two- and three-dimensional extensions are of great interest in the theory of crystal lattices. It is possible to determine the deformation due to a single impurity, to compute the effect of two or more impurities and how close they have to be to interact with each other. These are problems with considerable application in materials science.

5.9 Engineering application: steady heat transfer through composite materials

5.9.1 Introduction

In many practical situations heat is transferred through several layers of different materials. Perhaps the simplest example is a double-glazing unit, which comprises a layer of glass, a layer of air and another layer of glass. The thermal properties and the thicknesses of the individual layers are known but what is required is the overall thermal properties of the composite unit. How do the overall properties depend on the components? Which parameters are the most important? How sensitive is the overall heat transfer to changes in each of the components?

A second example looks at the thickness of a furnace wall. A furnace wall will comprise three layers: refractory bricks for heat resistance, insulating bricks for heat insulation and steel casing for mechanical protection. Such a furnace is enormously expensive to construct, so it is important that the thickness of the wall is minimized subject to acceptable heat losses, working within the serviceable temperatures and known thickness constraints. The basic problem is again to construct a model that will give some idea how heat is transferred through such a composite material.

The basic properties of heat conduction will be discussed, and it will then be seen that matrices give a natural method of solving the theoretical equations of composite layers.

5.9.2 Heat conduction

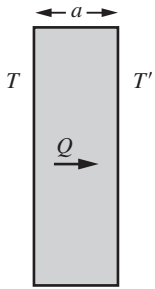


Figure 5.22
Heat transfer through layers.

In its full generality heat conduction forms a part of partial differential equations (see Chapter 9 of *Advanced Modern Engineering Mathematics* 3rd edition). However, for current purposes a simplified one-dimensional version is sufficient. The theory is based on the well-established **Fourier law**:

Heat transferred per unit area is proportional to the temperature gradient.

Provided a layer is not too thick and the thermal properties do not vary, then the temperature varies linearly across the solid. If Q is the amount of heat transferred per unit area from left, at temperature T , to right, at temperature T' , as shown in Figure 5.22, then this law can be written mathematically as

$$Q = -k \frac{T' - T}{a}$$

where k is the proportionality constant, called the thermal conductivity, a is the thickness of the layer and the minus sign is to ensure that heat is transferred from hot to cold.

For the conduction *through* an interface between two solids with good contact, as in the situation of the furnace wall, it is assumed that

- (i) the temperatures at each side of the interface are equal;
- (ii) the heat transferred out of the left side is equal to the heat transferred into the right side.

With the Fourier law and these interface conditions the multilayer situation can be analysed satisfactorily, provided, of course, the heat flow remains one-dimensional and steady.

5.9.3 The three-layer situation

Let the three layers have thicknesses a_1 , a_2 and a_3 and thermal conductivities k_1 , k_2 and k_3 , as illustrated in Figure 5.23. At the interfaces the temperatures are taken to be T_1 , T_2 , T_3 and T_4 . The simplest problem to study is to fix the temperatures T_1 and T_4 at the edges and determine how the temperatures T_2 and T_3 depend on the known parameters.

From the specification of the problem the temperatures at the interfaces are specified, so it only remains to satisfy the heat transfer condition across the interface.

At the first interface

$$\frac{k_1}{a_1}(T_2 - T_1) = \frac{k_2}{a_2}(T_3 - T_2)$$

and at the second interface

$$\frac{k_2}{a_2}(T_3 - T_2) = \frac{k_3}{a_3}(T_4 - T_3)$$

It turns out to be convenient to let $u_1 = \frac{a_1}{k_1}$, $u_2 = \frac{a_2}{k_2}$ and so on. The equations then become

$$u_2(T_2 - T_1) = u_1(T_3 - T_2)$$

$$u_3(T_3 - T_2) = u_2(T_4 - T_3)$$

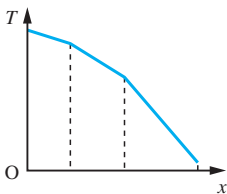
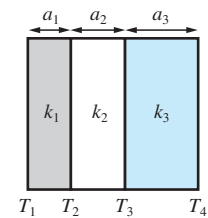


Figure 5.23
Temperature distribution across three layers.

or in matrix form

$$\begin{bmatrix} (u_1 + u_2) & -u_1 \\ -u_3 & (u_2 + u_3) \end{bmatrix} \begin{bmatrix} T_2 \\ T_3 \end{bmatrix} = u_2 \begin{bmatrix} T_1 \\ T_4 \end{bmatrix}$$

The determinant of the matrix is easily calculated as $u_2(u_1 + u_2 + u_3)$, which is non-zero, so a solution can be computed as

$$\begin{bmatrix} T_2 \\ T_3 \end{bmatrix} = \frac{1}{(u_1 + u_2 + u_3)} \begin{bmatrix} (u_2 + u_3) & u_1 \\ u_3 & (u_1 + u_2) \end{bmatrix} \begin{bmatrix} T_1 \\ T_4 \end{bmatrix}$$

Thus the temperatures T_2 and T_3 are now known, and any required properties can be deduced.

For the furnace problem described previously (see Section 5.9.1) the following data is known:

$$T_1 = 1650 \text{ K} \quad \text{and} \quad T_4 = 300 \text{ K}$$

and

	<i>Maximum working temperature (K)</i>	<i>Thermal conductivity at 100 K ($\text{W m}^{-1} \text{K}^{-1}$)</i>	<i>Thermal conductivity at 2000 K ($\text{W m}^{-1} \text{K}^{-1}$)</i>
<i>Refractory brick</i>	1700	3.1	6.2
<i>Insulating brick</i>	1400	1.6	3.1
<i>Steel</i>	–	45.2	45.2

It may be noted that the thermal conductivity depends on the temperature but in these calculations it is assumed constant (a more sophisticated analysis is required to take these variations into account). Average values $k_1 = 5$, $k_2 = 2.5$ and $k_3 = 45.2$ are chosen. The required temperatures are evaluated as

$$T_2 = \frac{(0.4a_2 + 0.022a_3)1650 + (0.2a_1)300}{0.2a_1 + 0.4a_2 + 0.022a_3}$$

$$T_3 = \frac{(0.022a_3)1650 + (0.2a_1 + 0.4a_2)300}{0.2a_1 + 0.4a_2 + 0.022a_3}$$

A typical question that would be asked is how to minimize the thickness (or perhaps the cost) subject to appropriate constraints. For instance, find

$$\min(a_1 + a_2 + a_3)$$

subject to

$$\frac{k_3}{a_3}(300 - T_3) < 50\,000 \quad (\text{allowable heat loss at the right-hand boundary})$$

$$T_2 < 1400 \quad (\text{below the maximum working temperature})$$

$$a_1 > 0.1 \quad (\text{must have a minimum refractory thickness})$$

The problem is beyond the scope of the present book, but it illustrates the type of question that can be answered.

A more straightforward question is to evaluate the effective conductivity of the composite. It may be noted that in the general case, the heat flow is

$$Q = -\frac{1}{u_1}(T_2 - T_1) \quad \text{which on substitution gives } Q = -\frac{T_4 - T_1}{u_1 + u_2 + u_3}$$

so the effective conductivity over the whole region is

$$k = \frac{a_1 + a_2 + a_3}{u_1 + u_2 + u_3} \quad \text{or} \quad \frac{a_1 + a_2 + a_3}{k} = \frac{a_1}{k_1} + \frac{a_2}{k_2} + \frac{a_3}{k_3}$$

5.9.4 Many-layer situation

Although matrix theory was used to solve the three-layer problem, it was unnecessary since the mathematics reduced to the solution of a pair of simultaneous equations. However, for the many-layer system it is important to approach the problem in a logical and systematic manner, and matrix theory proves to be the ideal mathematical method to use.

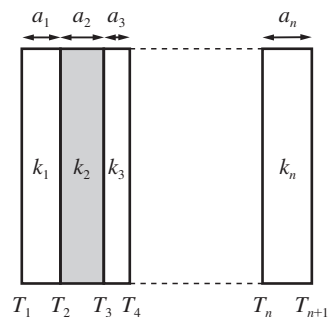
Consider the successive interfaces in turn and construct the heat flow equation for each of them (Figure 5.24):

$$\begin{aligned} \frac{k_1}{a_1}(T_2 - T_1) &= \frac{k_2}{a_2}(T_3 - T_2) \\ \frac{k_2}{a_2}(T_3 - T_2) &= \frac{k_3}{a_3}(T_4 - T_3) \\ &\vdots \\ \frac{k_{n-1}}{a_{n-1}}(T_n - T_{n-1}) &= \frac{k_n}{a_n}(T_{n+1} - T_n) \end{aligned}$$

As in the three-layer case, it is convenient to define $u_1 = \frac{a_1}{k_1}$, $u_2 = \frac{a_2}{k_2}$ and so on. The equations then become

$$\begin{aligned} u_2(T_2 - T_1) &= u_1(T_3 - T_2) \\ u_3(T_3 - T_2) &= u_2(T_4 - T_3) \\ u_4(T_4 - T_3) &= u_3(T_5 - T_4) \\ &\vdots \\ u_n(T_n - T_{n-1}) &= u_{n-1}(T_{n+1} - T_n) \end{aligned}$$

Figure 5.24
n-layered problem.



or in matrix form

$$\begin{bmatrix} (u_1 + u_2) & -u_1 & 0 & \cdot & \cdot & \cdot & \cdot & 0 \\ -u_3 & (u_2 + u_3) & -u_2 & 0 & \cdot & \cdot & \cdot & 0 \\ 0 & -u_4 & (u_3 + u_4) & -u_3 & 0 & \cdot & \cdot & 0 \\ \cdot & \cdot & \cdot & \cdot & \cdot & \cdot & \cdot & \cdot \\ \cdot & \cdot & \cdot & \cdot & \cdot & \cdot & \cdot & \cdot \\ \cdot & \cdot & \cdot & \cdot & \cdot & \cdot & \cdot & \cdot \\ 0 & 0 & 0 & \cdot & \cdot & 0 & -u_n & (u_{n-1} + u_n) \end{bmatrix} \begin{bmatrix} T_2 \\ \cdot \\ \cdot \\ \cdot \\ \cdot \\ \cdot \\ T_n \end{bmatrix}$$

$$= \begin{bmatrix} u_2 T_1 \\ 0 \\ 0 \\ \cdot \\ \cdot \\ 0 \\ u_{n-1} T_{n+1} \end{bmatrix}$$

The matrix equation is of tridiagonal form, hence we know that there is an efficient algorithm for solution. An explicit solution, as in the three-layer case, is not so easy and requires a lot of effort. However, it is a comparatively easy exercise to prove that the effective conductivity (k) of the whole composite is obtained from the equivalent formula

$$\frac{\sum a_i}{k} = \frac{a_1}{k_1} + \frac{a_2}{k_2} + \dots + \frac{a_n}{k_n}$$

5.10 Review exercises (1–26)



Check your answers using MATLAB whenever possible.

1

Given

$$\mathbf{P} = \begin{bmatrix} 2 & 4 & 1 \\ 0 & 2 & 1 \\ 0 & 0 & 4 \end{bmatrix} \quad \mathbf{Q} = \begin{bmatrix} 6 & 2 & -1 \\ 0 & 2 & -2 \\ 0 & 0 & 4 \end{bmatrix}$$

and

$$\mathbf{R} = \begin{bmatrix} 2 & 7 & -6 \\ 0 & 0 & 2 \\ 0 & 0 & 1 \end{bmatrix}$$

(a) calculate \mathbf{RQ} and $\mathbf{Q}^T \mathbf{R}^T$;

(b) calculate $\mathbf{Q} + \mathbf{R}$, \mathbf{PQ} and \mathbf{PR} , and hence verify that in this particular case

$$\mathbf{P}(\mathbf{Q} + \mathbf{R}) = \mathbf{PQ} + \mathbf{PR}$$

2

Let

$$\mathbf{A} = \begin{bmatrix} -1 & 2 \\ 4 & 1 \end{bmatrix} \quad \text{and} \quad \mathbf{B} = \begin{bmatrix} 1 & 1 \\ \lambda & \mu \end{bmatrix}$$

where $\lambda \neq \mu$. Find all pairs of values λ, μ such that $\mathbf{B}^{-1} \mathbf{A} \mathbf{B}$ is a diagonal matrix.

- 3 At a point in an elastic continuum the matrix representation of the infinitesimal strain tensor referred to axes $Ox_1x_2x_3$ is

$$E = \begin{bmatrix} 1 & -3 & \sqrt{2} \\ -3 & 1 & -\sqrt{2} \\ \sqrt{2} & -\sqrt{2} & 4 \end{bmatrix}$$

If i, j and k are unit vectors in the direction of the $Ox_1x_2x_3$ coordinate axes, determine the normal strain in the direction of

$$n = \frac{1}{2}(i - j + \sqrt{2}k)$$

and the shear strain between the directions n and

$$m = \frac{1}{2}(-i + j + \sqrt{2}k)$$

Note: Using matrix notation, the normal strain is En , and the shear strain between two directions is m^TEn .

- 4 Express the determinant

$$\begin{vmatrix} \alpha & \beta & \gamma \\ \beta\gamma & \gamma\alpha & \alpha\beta \\ -\alpha + \beta + \gamma & \alpha - \beta + \gamma & \alpha + \beta - \gamma \end{vmatrix}$$

as a product of linear factors.

- 5 Determine the values of θ for which the system of equations

$$x + y + z = 1$$

$$x + 2y + 4z = \theta$$

$$x + 4y + 10z = \theta^2$$

possesses a solution, and for each such value find all solutions.

- 6 Given

$$A = \begin{bmatrix} 1 & 1 & 1 \\ 2 & 1 & 2 \\ -2 & 1 & -1 \end{bmatrix}$$

evaluate A^2 and A^3 . Verify that

$$A^3 - A^2 - 3A + I = 0$$

where I is the unit matrix of order 3. Using this result, or otherwise, find the inverse A^{-1} of A , and hence solve the equations

$$x + y + z = 3$$

$$2x + y + 2z = 7$$

$$-2x + y - z = 6$$

- 7 (a) If $P = \frac{1}{3} \begin{bmatrix} 2 & 1 & 2 \\ -2 & 2 & 1 \\ -1 & -2 & 2 \end{bmatrix}$ write down the

transpose matrix P^T . Calculate PP^T and hence show that $P^T = P^{-1}$. What does this mean about the solution of the matrix equation $Px = b$?

- (b) The matrix $F = \begin{bmatrix} I_x & I_{xy} & Q_x \\ I_{xy} & I_y & Q_y \\ Q_x & Q_y & A \end{bmatrix}$ occurs in the

structural analysis of an arch. If

$$B = \begin{bmatrix} 1 & 0 & -Q_x/A \\ 0 & 1 & -Q_y/A \\ 0 & 0 & 1 \end{bmatrix}$$

find $E = BFB^T$ and show that it is a symmetric matrix.

- 8 (a) If the matrix $A = \begin{bmatrix} 1 & 0 & 0 \\ 1 & -1 & 0 \\ 1 & -2 & 1 \end{bmatrix}$ show that $A^2 = I$

and derive the elements of a square matrix B which satisfies

$$BA = \begin{bmatrix} 1 & 4 & 3 \\ 0 & 2 & 1 \\ -1 & 0 & 0 \end{bmatrix}$$

Note: $A^2 = I$ means that the inverse of A is A itself.

- (b) Find suitable values for k in order that the following system of linear simultaneous equations is consistent:

$$6x + (k - 6)y = 3$$

$$2x + y = 5$$

$$(2k + 1)x + 6y = 1$$

9 Express the system of linear equations

$$3x - y + 4z = 13$$

$$5x + y - 3z = 5$$

$$x - y + z = 3$$

in the form $\mathbf{AX} = \mathbf{b}$, where \mathbf{A} is a 3×3 matrix and \mathbf{X} , \mathbf{b} are appropriate column matrices.

(a) Find $\text{adj } \mathbf{A}$, $|\mathbf{A}|$ and \mathbf{A}^{-1} and hence solve the system of equations.

(b) Find a matrix \mathbf{Y} which satisfies the equation

$$\mathbf{AYA}^{-1} = 22\mathbf{A}^{-1} + 2\mathbf{A}$$

(c) Find a matrix \mathbf{Z} which satisfies the equation

$$\mathbf{AZ} = 44\mathbf{I}_3 - \mathbf{A} + \mathbf{AA}^T$$

where \mathbf{I}_3 is the 3×3 identity matrix.

10 (a) Using the method of Gaussian elimination, find the solution of the equation

$$\begin{bmatrix} 1 & 2 & 4 & 8 \\ 2 & 7 & 13 & 25 \\ -1 & 1 & 5 & 9 \\ 2 & 1 & 11 & 24 \end{bmatrix} \begin{bmatrix} x_1 \\ x_2 \\ x_3 \\ x_4 \end{bmatrix} = \begin{bmatrix} 19 \\ 57 \\ 16 \\ 52 \end{bmatrix}$$

Hence evaluate the determinant of the matrix in the equation.

(b) Solve by the method of Gaussian elimination

$$\begin{bmatrix} 1 & 1 & -1 & 1 \\ 2 & 3 & -3 & 3 \\ -1 & 1 & 0 & 0 \\ 2 & 3 & -1 & 2 \end{bmatrix} \begin{bmatrix} x_1 \\ x_2 \\ x_3 \\ x_4 \end{bmatrix} = \begin{bmatrix} 4 \\ 11 \\ 1 \\ 13 \end{bmatrix}$$

with partial pivoting.

11 Rearrange the equations



$$x_1 - x_2 + 3x_3 = 8$$

$$4x_1 + x_2 - x_3 = 3$$

$$x_1 + 2x_2 + x_3 = 8$$

so that they are diagonally dominant to ensure convergence of the Gauss–Seidel method. Write a MATLAB program to obtain the solution of these equations using this method, starting from

(0, 0, 0). Compare your solution with that from a program when the equations are not rearranged. Use SOR, with $\omega = 1.3$, to solve the equations. Is there any improvement?

12 Find the rank of the matrix

$$\begin{bmatrix} 0 & c & b & a \\ -c & 0 & a & b \\ -b & -a & 0 & c \\ -a & -b & -c & 0 \end{bmatrix}$$

where $b \neq 0$ and $a^2 + c^2 = b^2$.

13 For a given set of discrete data points (x_i, f_i) ($i = 0, 1, 2, \dots, n$), show that the coefficients a_k ($k = 0, 1, \dots, n$) fitted to the polynomial



$$y(x) = \sum_{k=0}^n a_k x^k$$

are given by the solution of the equations written in matrix form as

$$\mathbf{Aa} = \mathbf{f}$$

where

$$\mathbf{A} = \begin{bmatrix} 1 & x_0 & x_0^2 & \dots & x_0^n \\ 1 & x_1 & x_1^2 & \dots & x_1^n \\ \vdots & \vdots & \vdots & \ddots & \vdots \\ 1 & x_n & x_n^2 & \dots & x_n^n \end{bmatrix}$$

$$\mathbf{a} = [a_0 \ a_1 \ \dots \ a_n]^T$$

$$\mathbf{f} = [f_0 \ f_1 \ \dots \ f_n]^T$$

(See Question 103 in Exercises 2.9.2 for the Lagrange interpolation solution of these equations for the case $n = 3$.)

The following data is taken from the tables of the Airy function $f(x) = \text{Ai}(-x)$:

x	1	1.5	2.3	3.0	3.9
$f(x)$	0.535 56	0.464 26	0.026 70	-0.378 81	-0.147 42

Estimate from the polynomial approximation the values of $f(2.0)$ and $f(3.5)$.

- 14 Data is fitted to a cubic



$$f = ax^3 + bx^2 + cx + d$$

with the slope of the curve given by

$$f' = 3ax^2 + 2bx + c$$

If $f_1 = f(x_1)$, $f_2 = f(x_2)$, $f'_1 = f'(x_1)$ and $f'_2 = f'(x_2)$, show that fitting the data gives the matrix equation for a , b , c and d as

$$\begin{bmatrix} f_1 \\ f_2 \\ f'_1 \\ f'_2 \end{bmatrix} = \begin{bmatrix} x_1^3 & x_1^2 & x_1 & 1 \\ x_2^3 & x_2^2 & x_2 & 1 \\ 3x_1^2 & 2x_1 & 1 & 0 \\ 3x_2^2 & 2x_2 & 1 & 0 \end{bmatrix} \begin{bmatrix} a \\ b \\ c \\ d \end{bmatrix}$$

Use Gaussian elimination to evaluate a , b , c and d . For the case

x	f	f'
0.4	0.327 54	0.511 73
0.8	0.404 90	-0.054 14

evaluate a , b , c and d . Plot the cubic and estimate the maximum value of f in the region $0 < x < 1$. Note that this exercise forms the basis of one of the standard methods for finding the maximum of a function $f(x)$ numerically.

- 15 The transformation
- $\mathbf{y} = \mathbf{A}\mathbf{X}$
- where

$$\mathbf{A} = \frac{1}{9} \begin{bmatrix} 8 & -1 & -4 \\ 4 & 4 & 7 \\ 1 & -8 & 4 \end{bmatrix}$$

$$\mathbf{y} = \begin{bmatrix} y_1 \\ y_2 \\ y_3 \end{bmatrix} \quad \text{and} \quad \mathbf{X} = \begin{bmatrix} x_1 \\ x_2 \\ x_3 \end{bmatrix}$$

turns a point with coordinates (x_1, x_2, x_3) into a point with coordinates (y_1, y_2, y_3) . Show that the coordinates of the points that transform into themselves satisfy the matrix equation $\mathbf{B}\mathbf{X} = \mathbf{0}$, where $\mathbf{B} = \mathbf{A} - \mathbf{I}$, with \mathbf{I} the identity matrix. Find the rank of \mathbf{B} and hence deduce that for points which transform into themselves

$$[x_1 \ x_2 \ x_3] = \alpha[-3 \ -1 \ 1]$$

where α is a parameter.

Find $\mathbf{A}\mathbf{A}^T$. What is the inverse of \mathbf{A} ?

If $y_1 = 3$, $y_2 = -1$ and $y_3 = 2$, determine the values of x_1 , x_2 and x_3 under this transformation.

- 16 (a) If

$$\mathbf{A} = \begin{bmatrix} 1 & 0 & 1 & 0 \\ 2 & 1 & 2 & 1 \\ 1 & -2 & 2 & -2 \\ 2 & 0 & 3 & 1 \end{bmatrix}$$

verify that

$$\mathbf{A}^{-1} = \begin{bmatrix} 6 & -2 & -1 & 0 \\ -5 & 3 & 1 & -1 \\ -5 & 2 & 1 & 0 \\ 3 & -2 & -1 & 1 \end{bmatrix}$$

(b) Use the inverse matrix given in (a) to solve the system of linear equations $\mathbf{A}\mathbf{X} = \mathbf{b}$ in which

$$\mathbf{b}^T = [5 \ -5 \ -4 \ 4]$$

- 17 When a body is deformed in a certain manner, the particle at point
- \mathbf{X}
- moves to
- $\mathbf{A}\mathbf{X}$
- , where

$$\mathbf{X} = \begin{bmatrix} x \\ y \\ z \end{bmatrix} \quad \text{and} \quad \mathbf{A} = \begin{bmatrix} 1 & -2 & 0 \\ -2 & 3 & 0 \\ 0 & 0 & 2 \end{bmatrix}$$

(a) Where would the point $\begin{bmatrix} 2 \\ 1 \\ 1 \end{bmatrix}$ move to?

(b) Find the point from which the particle would move to the point $\begin{bmatrix} 2 \\ 1 \\ 1 \end{bmatrix}$.

- 18 Find the eigenvalues and the normalized eigenvectors of the matrices

$$(a) \begin{bmatrix} 4 & 1 & 1 \\ 2 & 1 & -1 \\ -2 & 2 & 4 \end{bmatrix} \quad (b) \begin{bmatrix} 1 & -1 & 2 \\ -2 & 0 & 5 \\ 6 & -3 & 6 \end{bmatrix}$$

$$(c) \begin{bmatrix} 5 & -2 & 0 \\ -2 & 6 & 2 \\ 0 & 2 & 7 \end{bmatrix} = \mathbf{C}$$

In (c) write the normalized eigenvectors as the columns of the matrix \mathbf{U} and show that $\mathbf{U}^T \mathbf{C} \mathbf{U}$ is a diagonal matrix with the eigenvalues in the diagonal.


- 19 The vector $[1 \ 0 \ 1]^T$ is an eigenvector of the symmetric matrix

$$\begin{bmatrix} 6 & -1 & 3 \\ -1 & 7 & \alpha \\ 3 & \alpha & \beta \end{bmatrix}$$

Find the values of α and β and find the corresponding eigenvalue.

- 20 Show that the matrix $\begin{bmatrix} -1 & 0 & 2 \\ 0 & 1 & 0 \\ 2 & 0 & -1 \end{bmatrix}$ has eigenvalues

1, 1 and -3 . Find the corresponding eigenvectors. Is there a full set of three independent eigenvectors?

- 21  A colony of insects is observed at regular intervals and comprises four age groups containing n_1, n_2, n_3, n_4 insects in the groups. At the end of an interval, of the n_1 in group 1 some have died and $(1 - \beta_1)n_1$ become the new group 2. Similarly $(1 - \beta_2)n_2$ of group 2 become the new group 3 and $(1 - \beta_3)n_3$ of group 3 become the new group 4. All group 4 die out at the end of the interval. Groups 2, 3 and 4 produce $\alpha_2 n_2, \alpha_3 n_3$ and $\alpha_4 n_4$ infant insects that enter group 1. Show that the changes from one interval to the next can be written as

$$\begin{bmatrix} n_1 \\ n_2 \\ n_3 \\ n_4 \end{bmatrix}_{\text{new}} = \begin{bmatrix} 0 & \alpha_2 & \alpha_3 & \alpha_4 \\ 1 - \beta_1 & 0 & 0 & 0 \\ 0 & 1 - \beta_2 & 0 & 0 \\ 0 & 0 & 1 - \beta_3 & 0 \end{bmatrix} \begin{bmatrix} n_1 \\ n_2 \\ n_3 \\ n_4 \end{bmatrix}_{\text{old}}$$

Take $\alpha_3 = 0.5, \alpha_4 = 0.25, \beta_1 = 0.2, \beta_2 = 0.25$ and $\beta_3 = 0.5$. Try the values $\alpha_2 = 0.77, 0.78, 0.79$ and check whether the population grows or dies out

over many intervals starting from an initial


$$\text{population} \begin{bmatrix} 100 \\ 90 \\ 50 \\ 30 \end{bmatrix}$$

Find the eigenvalues in the three cases and check the magnitudes of the eigenvalues. Is there any connection between survival and eigenvalues?

Realistic populations can be modelled using this approach; the matrices are called Leslie matrices.

- 22 (a) Find the eigenvalues λ_1, λ_2 and the normalized eigenvectors $\mathbf{X}_1, \mathbf{X}_2$ of the matrix $\mathbf{A} = \begin{bmatrix} 2 & 1 \\ 1 & 2 \end{bmatrix}$. Check that

$$\mathbf{A} = \lambda_1 \mathbf{X}_1 \mathbf{X}_1^T + \lambda_2 \mathbf{X}_2 \mathbf{X}_2^T$$

- (b)  Use MATLAB to repeat a similar calculation for the three eigenvalues and normalized eigenvectors of

$$\mathbf{B} = \begin{bmatrix} -1 & 1 & 0 \\ 1 & 0 & 1 \\ 0 & 1 & -2 \end{bmatrix}$$

Note: The process described in this question calculates the spectral decomposition of a symmetric matrix.

- 23 In Section 5.7.7 it was stated that a symmetric matrix \mathbf{A} has real eigenvalues $\lambda_1, \lambda_2, \dots, \lambda_n$ (written in descending order) and corresponding orthonormal eigenvectors $\mathbf{e}_1, \mathbf{e}_2, \dots, \mathbf{e}_n$, that is $\mathbf{e}_i^T \mathbf{e}_j = \delta_{ij}$. In consequence any vector can be written as

$$\mathbf{X} = c_1 \mathbf{e}_1 + c_2 \mathbf{e}_2 + \dots + c_n \mathbf{e}_n$$

Deduce that

$$\frac{\mathbf{X}^T \mathbf{A} \mathbf{X}}{\mathbf{X}^T \mathbf{X}} \leq \lambda_1 \quad (5.42)$$

so that a lower bound of the largest eigenvalue has been found. The left-hand side of (5.42) is called the Rayleigh quotient.

It is known that the matrix $\begin{bmatrix} 0 & 1 & 0 & 0 \\ 1 & 0 & 1 & 0 \\ 0 & 1 & 0 & 1 \\ 0 & 0 & 1 & 0 \end{bmatrix}$ has a

largest eigenvalue of $\frac{1}{2}(1 + \sqrt{5})$. Check that the result (5.42) holds for any vector of your choice.

- 24 A rotation of a set of rectangular cartesian axes $\Phi(Ox_1, x_2, x_3)$ to a set $\Phi'(Ox'_1, x'_2, x'_3)$ is described by the matrix $\mathbf{L} = (l_{ij})$ ($i, j = 1, 2, 3$), where l_{ij} is the cosine of the angle between Ox'_i and Ox_j . Show that \mathbf{L} is such that

$$\mathbf{L}\mathbf{L}^T = \mathbf{I}$$

and that the coordinates of a point in space referred to the two sets of axes are related by

$$\mathbf{X}' = \mathbf{L}\mathbf{X}$$

where $\mathbf{X}' = [x'_1 \ x'_2 \ x'_3]^T$ and $\mathbf{X} = [x_1 \ x_2 \ x_3]^T$.

Prove that

$$x_1'^2 + x_2'^2 + x_3'^2 = x_1^2 + x_2^2 + x_3^2$$

Describe the relationship between the axes Φ and Φ' , given that

$$\mathbf{L} = \begin{bmatrix} \frac{1}{2} & 0 & \frac{1}{2}\sqrt{3} \\ 0 & 1 & 0 \\ -\frac{1}{2}\sqrt{3} & 0 & \frac{1}{2} \end{bmatrix}$$

The axes Φ' are now rotated through 45° about Ox'_3 in the sense from Ox'_1 to Ox'_2 to form a new set Φ'' . Show that the angle θ between the line OP and the axis Ox''_1 , where P is the point with coordinates $(1, 2, -1)$ referred to the original system Φ , is

$$\theta = \cos^{-1}\left(\frac{5\sqrt{3} - 3}{12}\right)$$

- 25 A car is at rest on horizontal ground, as shown in Figure 5.25. The weight W acts through the centre of gravity, and the springs have stiffness constants k_1 and k_2 and natural lengths a_1 and a_2 . Show that the height z and the angle θ (assumed too small) satisfy the matrix equation

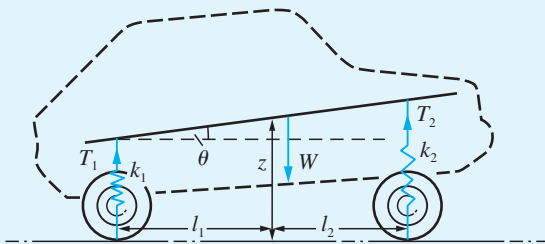


Figure 5.25 Car at rest on horizontal ground.

$$\begin{bmatrix} -W + a_1k_1 + a_2k_2 \\ l_1k_1a_1 - l_2k_2a_2 \end{bmatrix} = \begin{bmatrix} k_1 + k_2 & -l_1k_1 + l_2k_2 \\ l_1k_1 - l_2k_2 & -l_1^2k_1 - l_2^2k_2 \end{bmatrix} \begin{bmatrix} z \\ \theta \end{bmatrix}$$

Obtain reasonable values for the various parameters to ensure that $\theta = 0$.

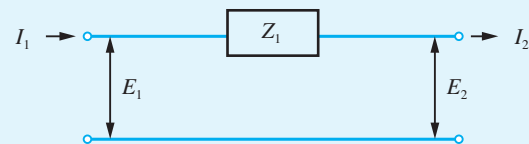
- 26 In the circuit in Figure 5.26(a) show that the equations can be written

$$\begin{bmatrix} E_1 \\ I_1 \end{bmatrix} = \begin{bmatrix} 1 & Z_1 \\ 0 & 1 \end{bmatrix} \begin{bmatrix} E_2 \\ I_2 \end{bmatrix}$$

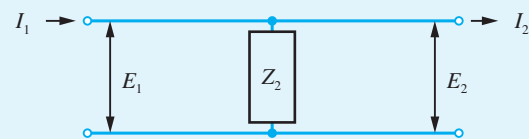
and that in Figure 5.26(b) they take the form

$$\begin{bmatrix} E_1 \\ I_1 \end{bmatrix} = \begin{bmatrix} 1 & 0 \\ 1/Z_2 & 1 \end{bmatrix} \begin{bmatrix} E_2 \\ I_2 \end{bmatrix}$$

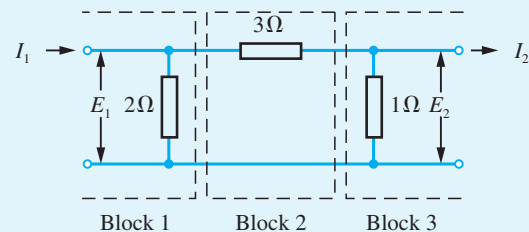
Dividing the circuit in Figure 5.26(c) into blocks, with the output from one block inputting to the next block, analyse the relation between I_1, E_1 and I_2, E_2 .



(a)



(b)



(c)

Figure 5.26

6 An Introduction to Discrete Mathematics

Chapter 6 Contents

6.1	Introduction	422
6.2	Set theory	422
6.3	Switching and logic circuits	433
6.4	Propositional logic and methods of proof	446
6.5	Engineering application: decision support	461
6.6	Engineering application: control	463
6.7	Review exercises (1–23)	466

6.1 Introduction

The term ‘discrete mathematics’ is often seen as describing a new and exciting area of mathematics with applications to digital electronics. The vast majority know that personal computers operate using digital electronics, and previously analogue systems such as radio and television transmissions are also securely digital. Digital systems are less prone to signal loss through dissipation, attenuation and interference through noise than traditional analogue systems. The ability of digital systems to handle the vast quantity of information required to reproduce high-resolution graphics in a very efficient and cost-effective way is a consequence of this. Another consequence of digitization is greater security due to less penetrable encryption algorithms based on the discrete mathematics of number systems. Digital, and digital systems, make use of discrete mathematics. The ironic fact is that discrete mathematics itself is remarkably old. In fact it pre-dates calculus, which might be called ‘continuous mathematics’. All counting is discrete mathematics. However, it was only in the nineteenth and twentieth centuries that mathematicians like George Boole (1815–1864) gave a rigorous basis to set theory. The work of Bertrand Russell (1872–1970) and Alfred North Whitehead (1861–1947), and later Kurt Gödel (1906–1978), on logic and the foundation of mathematics, which was to have a great effect on the development of mathematics in the twentieth century, was intimately connected with questions of set theory. This material is now of great relevance to engineering.

Electronic engineers have for a long time required knowledge of Boolean algebra in order to understand the principles of switching circuits. The computer is now very much part of engineering: processes are computer controlled, manufacturing by robots is now commonplace and design is computer aided. Engineers now have a duty to understand how to check the correctness of the algorithms that design, build and repair. In order to do this, branches of discrete mathematics such as propositional logic have to be part of the core curriculum for engineers and not optional extras. This chapter develops the mathematics required in a logical and systematic way, beginning with sets and applications to manufacturing, moving on to switching circuits and applications to electronics, and then to propositional calculus and applications to computing.

6.2 Set theory

The concept of a set is a relatively recent one, in that it was born in the past 150 years. In the past few decades it has gained in popularity, and now forms part of school mathematics – this is natural, since the concepts involved, although they may seem unfamiliar initially, are not difficult.

Set theory is concerned with identifying one or more common characteristics among objects. We introduce basic concepts and set operations first, and then examine some applications. The largest areas of application deserve sections to themselves; however, in this section we apply set theory fundamentals to the manufacture and efficient assembly of components.

6.2.1 Definitions and notation

A **set** is a collection of objects, which are called the **elements** or **members** of the set. We shall denote sets by capital letters such as A , S and X , and elements of a set by lower-case letters such as a , s and x . The notation \in is used as follows: if an element a is contained in a set S then we write

$$a \in S$$

which is read 'a belongs to S'. If b does not belong to S then the symbol \notin is used:

$$b \notin S$$

This is read as 'b does not belong to S'.

A **finite set** is one that contains only a finite number of elements, while an **infinite set** is one consisting of an infinite number of elements. For example,

- (i) the months of the year form a finite set, while
- (ii) the set consisting of all integers is an infinite set.

If we wish to indicate the composition of S then there are two ways of doing this. The first method is suitable only for finite sets, and involves listing the elements of the set between open and closed braces as, for example, in

$$S = \{a, b, c, d, e, f\}$$

which denotes the set S consisting only of the six elements a, b, c, d, e and f .

The second method involves giving a rule by which all elements of the set can be determined. The notation

$$S = \{x : x \text{ has property } P\}$$

will be used to denote the set of all elements x that have the property P . For example,

$$(i) \quad S = \{N : N \in \mathbb{Z}, N \leq 500\}$$

is the set of integers that are less than or equal to 500, and

$$(ii) \quad S = \{x : x^2 - x - 6 = 0, x \in \mathbb{R}\}$$

is the set containing only the two elements 3 and -2 .

An example of an infinite set would be

$$S = \{x : 0 \leq x \leq 1, x \in \mathbb{R}\}$$

which denotes all real numbers that lie in the range 0 to 1, including 0 and 1 themselves.

Very seldom are we satisfied with the type of statement 'S is the set of all fruit' beloved of early school mathematics.

Two sets A and B are said to be **equal** if every element of each is also an element of the other. For such sets we write $A = B$; otherwise we write $A \neq B$.

For example,

$$A = \{3, 4\} \quad \text{and} \quad B = \{x : x^2 - 7x + 12 = 0\}$$

are two equal sets.

If every element of a set A is also an element of the set B then A is said to be a **subset** of B or, alternatively, B is a **superset** of A . The statement ‘ A is a subset of B ’ is written $A \subset B$, while the statement ‘ B is a superset of A ’ is written $B \supset A$. The negations of these two statements are written as $A \not\subset B$ and $B \not\supset A$ respectively. Note that if $A \subset B$ and $B \subset A$ then $A = B$, since every element of A is an element of B and vice versa. Thus the definition of a subset does not exclude the possibility of the two sets being equal. If $A \subset B$ and $A \neq B$ then A is said to be a **proper subset** of B . In order to distinguish between a **subset** and a **proper subset**, we shall use the notation $A \subseteq B$ to denote ‘ A is a subset of B ’ and $A \subset B$ to denote ‘ A is a proper subset of B ’. For example,

$$A = \{a, b, c\} \text{ is a proper subset of } B = \{a, b, c, d, e, f\}$$

A set containing no elements is called the **empty** or **null** set, and is denoted by \emptyset . For example,

$$A = \{x : x^2 = 25, x \text{ even}\}$$

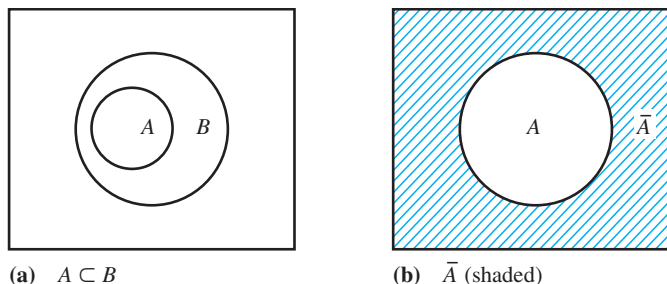
is an example of a null set, so $A = \emptyset$. It is noted that the empty set may be considered to be a subset of any set.

In most applications it is possible to define sensibly a universal set U that contains all the elements of interest. For example, when dealing with sets of integers, the universal set is the set of all integers, while in two-dimensional geometry the universal set contains all the points in the plane. In such cases we can define the complement of a set A : if all the elements of a set A are removed from the universal set U then the elements that remain in U form the **complement** of A , which is denoted by \bar{A} . Thus the sets A and \bar{A} have no elements in common, and we may write

$$\bar{A} = \{x : x \in U, x \notin A\}$$

Relations between sets can be illustrated by schematic drawings called **Venn diagrams**, in which each set is represented as the interior of a closed region (normally drawn as a circle) of the plane. It is usual to represent the universal set by a surrounding rectangle. For example, $A \subset B$ and \bar{A} are illustrated by the Venn diagrams of Figures 6.1(a) and (b) respectively.

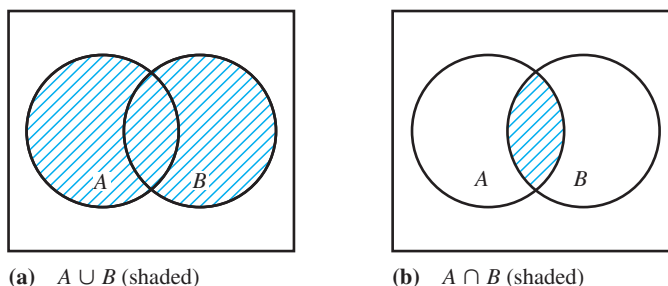
Figure 6.1



6.2.2 Union and intersection

If A and B are two sets, related to the same universal set U , then we can combine A and B to form new sets in the following two different ways.

Figure 6.2



Union

The union of two sets A and B is a third set containing all the elements of A and all the elements of B . It is denoted by $A \cup B$, read as ‘ A union B ’. Thus

$$A \cup B = \{x : x \in A \text{ or } x \in B\}$$

where ‘or’ in this context is used in the inclusive sense: x is an element of A , or B , or both.

Intersection

The intersection of two sets A and B is a third set containing all the elements that belong to both A and B . It is denoted by $A \cap B$, read as ‘ A intersection B ’. Thus

$$A \cap B = \{x : x \in A \text{ and } x \in B\}$$

These two definitions are illustrated by the Venn diagrams of Figures 6.2(a) and (b). It is clear from the illustration that union and intersection are commutative, so that

$$A \cup B = B \cup A$$

and

$$A \cap B = B \cap A$$

If the two sets A and B have no elements in common then $A \cap B = \emptyset$: the sets A and B are said to be **disjoint**.

Since union (\cup) and intersection (\cap) combine two sets from within the same universal set U to form a third set in U , they are called **binary** operations on U . On the other hand, operations on a single set A , such as forming the complement \bar{A} , are called **unary** operations on U . It is worthwhile noting at this stage the importance of the words ‘or’, ‘and’ and ‘not’ in the definitions of union, intersection and complementation, and we shall return to this when considering applications in later sections. It is also worth noting that the numerical solutions to the examples and exercises that follow can be checked using a suitable package. The programming language Python, for example, is excellent for computation with sets.



Example 6.1

If $A = \{3, 4, 5, 6\}$ and $B = \{1, 5, 7, 9\}$, determine

- (a) $A \cup B$ (b) $A \cap B$

Solution (a) $A \cup B = \{1, 3, 4, 5, 6, 7, 9\}$

(b) $A \cap B = \{5\}$

6.2.3 Exercises

1 Express the following sets in listed form:



$$A = \{x : x < 10, x \text{ a natural number}\}$$

$$B = \{x : x^2 = 16, x \in \mathbb{R}\}$$

$$C = \{x : 4 < x < 11, x \text{ an integer}\}$$

$$D = \{x : 0 < x < 28, x \text{ an integer divisible by 4}\}$$

2 For the sets A , B , C and D of Question 1 list the sets $A \cup B$, $A \cap B$, $A \cup C$, $A \cap C$, $B \cup D$, $B \cap D$ and $B \cap C$.



3 If $A = \{1, 3, 5, 7, 9\}$, $B = \{2, 4, 6, 8, 10\}$ and $C = \{1, 4, 5, 8, 9\}$, list the sets $A \cup B$, $A \cap C$, $A \cap B$, $B \cup C$ and $B \cap C$.



4 Illustrate the following sets using Venn diagrams:

$$\bar{A} \cap \bar{B}, \bar{A} \cup \bar{B}, \overline{A \cap B}, \overline{A \cup B}, A \cup \bar{B}$$

5 Given



$$A = \{N : N \text{ an integer } 1 \leq N \leq 10\}$$

$$B = \{N : N \text{ an even integer, } N \leq 20\}$$

and

$$C = \{N : N = 2^n, n \text{ an integer, } 1 \leq n \leq 5\}$$

determine the following:

(a) $A \cup B$ (b) $A \cap B$

(c) $A \cup C$ (d) $A \cap C$

6 For the sets defined in Question 5, check whether the following statements are true or false:



(a) $A \cap B \supseteq A \cap C$

(b) $A \cup B \supseteq C$

(c) $A \cup B \subseteq C$

7 If the universal set is the set of all integers less than or equal to 32, and A and B are as in Question 5, interpret



(a) \bar{A} (b) $\overline{A \cup B}$ (c) $\bar{A} \cap \bar{B}$

(d) $\overline{A \cap B}$ (e) $\bar{A} \cup \bar{B}$

8 (a) If $A \subset B$ and $A \subset \bar{B}$, show that $A = \emptyset$.

(b) If $A \subset B$ and $C \subset D$, show that $(A \cup C) \subset (B \cup D)$ and illustrate the result using a Venn diagram.

6.2.4 Algebra of sets

Previously we saw that, given two sets A and B , the operations \cup and \cap could be used to generate two further sets $A \cup B$ and $A \cap B$ (see Section 6.2.2). These two new sets can then be combined with a third set C , associated with the same universal set U as the sets A and B , to form four further sets

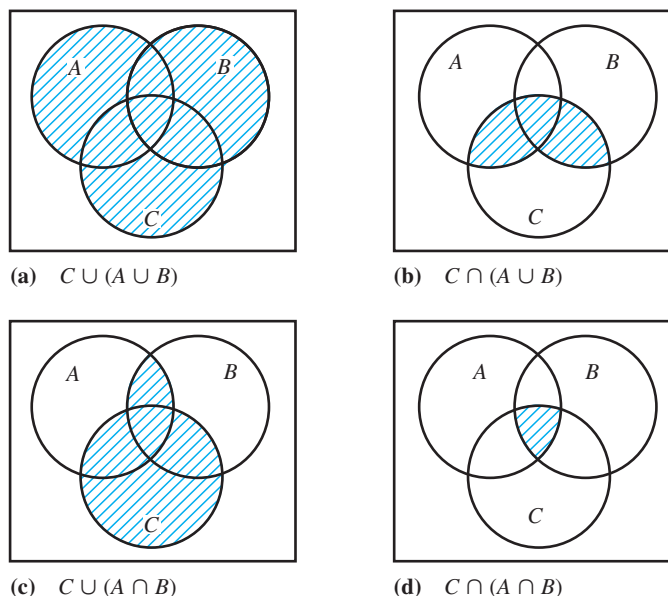
$$C \cup (A \cup B), C \cap (A \cup B), C \cup (A \cap B), C \cap (A \cap B)$$

The compositions of these sets are clearly indicated by the shaded regions in the Venn diagrams of Figure 6.3.

Clearly, by using various combinations of the binary operations \cup and \cap and the unary operation of complementation ($\bar{}$), many further sets can be generated. In practice, it is useful to have rules that enable us to simplify expressions involving \cup , \cap and $\bar{}$. In this section we develop such rules, which form the basis of the algebra of sets. In the next section we then proceed to show the analogy between this algebra and the algebra of switching circuits, which is widely used by practising engineers.

Given the three sets A , B and C , belonging to the same universal set U , we have already seen that the operations \cup and \cap are commutative, so that we have the following:

Figure 6.3

**Commutative laws**

$$\begin{aligned} A \cup B &= B \cup A && \text{(union is commutative)} \\ A \cap B &= B \cap A && \text{(intersection is commutative)} \end{aligned} \tag{6.1}$$

It follows directly from the definitions that we have the

Idempotent laws

$$\begin{aligned} A \cup A &= A && \text{(union is idempotent)} \\ A \cap A &= A && \text{(intersection is idempotent)} \end{aligned} \tag{6.2}$$

Identity laws

$$\begin{aligned} A \cup \emptyset &= A && (\emptyset \text{ is an identity relative to union)} \\ A \cap U &= A && (U \text{ is an identity relative to intersection)} \end{aligned} \tag{6.3}$$

Complementary laws

$$\begin{aligned} A \cup \bar{A} &= U \\ A \cap \bar{A} &= \emptyset \end{aligned} \tag{6.4}$$

In addition, it can be shown that the following associative and distributive laws hold:

Associative laws

$$\begin{aligned} A \cup (B \cup C) &= (A \cup B) \cup C && \text{(union is associative)} \\ A \cap (B \cap C) &= (A \cap B) \cap C && \text{(intersection is associative)} \end{aligned} \tag{6.5}$$

Distributive laws

$$\begin{aligned} A \cup (B \cap C) &= (A \cup B) \cap (A \cup C) && \text{(union is distributive over} \\ &&& \text{intersection)} \\ A \cap (B \cup C) &= (A \cap B) \cup (A \cap C) && \text{(intersection is distributive} \\ &&& \text{over union)} \end{aligned} \tag{6.6}$$

Readers should convince themselves of the validity of the results (6.5) and (6.6) by considering the Venn diagrams of Figure 6.3.

The laws expressed in (6.1)–(6.6) constitute the basic laws of the algebra of sets. This itself is a particular example of a more general logical structure called **Boolean algebra** (named after George Boole), which is briefly defined by the statement

A class of members (equivalent to sets here) together with two binary operations (equivalent to union and intersection) and a unary operation (equivalent to complementation) is a Boolean algebra provided the operations satisfy the equivalent of the commutative laws (6.1), the identity laws (6.3), the complementary laws (6.4) and the distributive laws (6.6).

We note that it is therefore not essential to include the idempotent laws (6.2) and associative laws (6.5) in the basic rules of the algebra of sets, since these are readily deducible from the others. The reader should, at this stage, reflect on and compare the basic rules of the algebra of sets with those associated with conventional numerical algebra in which the binary operations are addition (+) and multiplication (\times), and the identity elements are zero (0) and unity (1). It should be noted that in numerical algebra there is no unary operation equivalent to complementation, the idempotency laws do not hold, and that addition is not distributive over multiplication.

While the rules (6.1)–(6.6) are sufficient to enable us to simplify expressions involving \cup , \cap and $(\bar{\quad})$ the following, known as the De Morgan laws, named after Augustus De Morgan (1806–1871), are also useful in practice.

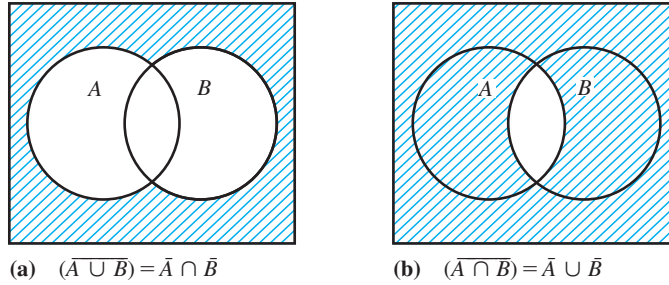
De Morgan laws

$$\begin{aligned} \overline{A \cup B} &= \bar{A} \cap \bar{B} \\ \overline{A \cap B} &= \bar{A} \cup \bar{B} \end{aligned} \tag{6.7}$$

The first of these laws states ‘the complement of the union of two sets is the intersection of the two complements’, while the second states that ‘the complement of the intersection of two sets is the union of the two complements’. The validity of the results is illustrated by the Venn diagrams of Figure 6.4, and they are such that they enable us to negate or invert expressions.

If we look at the pairs of laws in each of (6.1)–(6.6) and replace \cup by \cap and interchange \emptyset and U in the first law in each pair then we get the second law in each pair.

Figure 6.4



Conversely, if we replace \cap and \cup and interchange $\bar{}$ and U in the second law of each pair, we get the first law. This important observation is embedded in the **principle of duality**, which states that if any statement involving \cup , \cap and $(\bar{})$ is true for all sets then the dual statement (obtained by replacing \cup by \cap , $\bar{}$ by U and U by $\bar{}$) is also true for all sets. This holds for inclusion, with duality existing between \subset and \supset .

Example 6.2

Using the laws (6.1)–(6.6), verify the statement

$$\overline{(A \cap B)} \cup \overline{(\bar{A} \cap \bar{B} \cap C)} \cup A = U$$

stating clearly the law used in each step.

Solution Starting with the left-hand side, we have

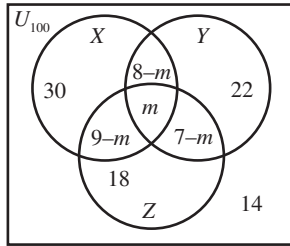
$$\begin{aligned} \text{LHS} &= \overline{(A \cap B)} \cup \overline{(\bar{A} \cap \bar{B} \cap C)} \cup A \\ &= (\bar{B} \cup \bar{A}) \cup (\bar{\bar{A}} \cup \bar{\bar{B}} \cup \bar{C}) \cup A && \text{(De Morgan laws)} \\ &= (\bar{B} \cup \bar{A}) \cup (A \cup B \cup \bar{C}) \cup A && (\bar{\bar{A}} = A) \\ &= \bar{A} \cup (A \cup A) \cup (\bar{B} \cup B) \cup \bar{C} && \text{(associative and commutative)} \\ &= (\bar{A} \cup A) \cup (\bar{B} \cup B) \cup \bar{C} && \text{(idempotent)} \\ &= (U \cup U) \cup \bar{C} && \text{(complementary)} \\ &= U \cup \bar{C} && \text{(idempotent)} \\ &= U && \text{(definition of union)} \\ &= \text{RHS} \end{aligned}$$

Example 6.3

When carrying out a survey on the popularity of three different brands X, Y and Z of washing powder, 100 users were interviewed, and the results were as follows: 30 used brand X only, 22 used brand Y only, 18 used brand Z only, 8 used brands X and Y, 9 used brands X and Z, 7 used brands Z and Y and 14 used none of the brands.

- How many users used brands X, Y and Z?
- How many users used brands X and Z but not brand Y?

Figure 6.5



Solution We can regard the users using brands X , Y and Z as being elements of the sets X , Y and Z respectively. If we denote the number of users using brands X , Y and Z by m then we can illustrate all the given information by the Venn diagram of Figure 6.5. We are then in a position to answer the two given questions.

(a) Since 14 users used none of the three brands, we have that $100 - 14 = 86$ users used one or more of the brands, so

$$\text{number of elements of } X \cup Y \cup Z = 86$$

Thus, from the Venn diagram,

$$30 + (8 - m) + m + (9 - m) + 22 + (7 - m) + 18 = 86$$

$$94 - 2m = 86$$

$$\text{giving} \quad m = 4$$

indicating that 4 users use all three brands X , Y and Z .

(b) The number of users using brands X and Z and not Y is the number of elements in $(X \cap Z) \cap \bar{Y}$, which is the region indicated as having $9 - m$ elements in the Venn diagram. Thus the required answer is $9 - m = 9 - 4 = 5$ users.

Example 6.4

A company manufactures cranes. There are three basic types of crane, labelled A , B and C . Each crane is assembled from a subassembly set $\{a, b, c, d, e, f\}$ as follows:

A is assembled from $\{a, b, c, d\}$

B is assembled from $\{a, c, f\}$

C is assembled from $\{b, d, e\}$

In turn, the subassemblies are manufactured from basic components $\{p, q, r, s, t, u, v, w, x, y\}$ as follows:

a is manufactured from $\{p, q, r, s\}$

b is manufactured from $\{q, r, t, v\}$

c is manufactured from $\{p, r, s, t\}$

d is manufactured from $\{p, w, y\}$

e is manufactured from $\{u, x\}$

f is manufactured from $\{p, r, u, v, x, y\}$

(a) Give the make-up of the following subassemblies:

$$(i) a \cup b, \quad (ii) a \cup c \cup f, \quad (iii) d \cup e$$

(b) Given that A is made in Newcastle, and B and C are made in Birmingham, what components need to be available on both sites?

Solution The solution of this problem is a reasonably straightforward application of set theory. From the definitions of a, b, c, d, e and f given, and the fact that the union of two sets contains those items that are either in one or the other, or both, the following can be written down:

$$(i) a \cup b = \{p, q, r, s, t, v\}$$

$$(ii) a \cup c \cup f = \{p, q, r, s, t, u, v, x, y\}$$

$$(iii) d \cup e = \{p, u, w, x, y\}$$

This solves (a).

Now, A is made from subassemblies $\{a, b, c, d\}$, whereas B and C require $\{a, b, c, d, e, f\}$ in all of them. Inspection of those components required to make all six subassemblies reveals that subassemblies a, b, c and d do not require components u and x . Therefore only components u and x need not be made available in both sites. Using the notation of set theory, the solution to (b) is that the components that constitute

$$a \cup b \cup c \cup d$$

have to be available on both sites, or equivalently

$$\overline{a \cup b \cup c \cup d}$$

need only be available at the Birmingham site.

Comment Of course, Example 6.4, which took much longer to state than to solve, is far too simple to represent a real situation. In a real crane manufacturing company there will be perhaps twenty basic types, and in a car production plant only a few basic types but far more than three hierarchies. However, what this example does is show how set theory can be used for sort purposes. It should also be clear that set theory, being precise, is ideally suited as a framework upon which to build a user-friendly computer program (an expert system) that can answer questions equivalent to part (b) of Example 6.4, when questioned by, for example, a managing director.

6.2.5 Exercises

- 9 If A, B and C are the sets $\{2, 5, 6, 7, 10\}$, $\{1, 3, 4, 7, 9\}$ and $\{2, 3, 5, 8, 9\}$ respectively, verify that
- (a) $A \cap (B \cap C) = (A \cap B) \cap C$
 (b) $A \cap (B \cup C) = (A \cap B) \cup (A \cap C)$
- 10 Using the rules of set algebra, verify the absorption rules
 (a) $X \cup (X \cap Y) = X$ (b) $X \cap (X \cup Y) = X$
- 11 Using the laws of set algebra, simplify the following:
 (a) $A \cap (\bar{A} \cup B)$ (b) $(\bar{A} \cup \bar{B}) \cap (A \cap B)$
 (c) $(A \cup B) \cap (A \cup \bar{B})$ (d) $(\bar{A} \cap \bar{B}) \cup (A \cup B)$
- (e) $(A \cup B \cup C) \cap (A \cup B \cup \bar{C}) \cap (A \cup \bar{B})$
 (f) $(A \cup B \cup C) \cap (A \cup (B \cap C))$
 (g) $(A \cap B \cap C) \cap (A \cup B \cup \bar{C}) \cup (A \cup \bar{B})$
- 12 Defining the difference $A - B$ between two sets A and B belonging to the same universal set U to be the set of elements of A that are not elements of B , that is $A - B = A \cap \bar{B}$, verify the following properties:
 (a) $U - A = \bar{A}$ (b) $(A - B) \cup B = A \cup B$
 (c) $C \cap (A - B) = (C \cap A) - (C \cap B)$
 (d) $(A \cup B) \cup (B - A) = A \cup B$

Illustrate the identities using Venn diagrams.

13 If $n(X)$ denotes the number of elements of a set X , verify the following results, which are used for checking the results of opinion polls:

$$(a) \quad n(A \cup B \cup C) = n(A) + n(B) + n(C) \\ - n(A \cap B) - n((A \cup B) \cap C)$$

$$(b) \quad n((A \cup B) \cap C) = n(A \cap C) + n(B \cap C) \\ - n(A \cap B \cap C)$$

$$(c) \quad n(A \cup B \cup C) = n(A) + n(B) + n(C) \\ - n(A \cap B) - n(B \cap C) \\ - n(C \cap A) + n(A \cap B \cap C)$$

Here the sets A , B and C belong to the same universal set U .

14 In carrying out a survey of the efficiency of lights, brakes and steering of motor vehicles, 100 vehicles were found to be defective, and the reports on them were as follows:

no. of vehicles with defective lights	= 35
no. of vehicles with defective brakes	= 40
no. of vehicles with defective steering	= 41
no. of vehicles with defective lights and brakes	= 8
no. of vehicles with defective lights and steering	= 7
no. of vehicles with defective brakes and steering	= 6

Use a Venn diagram to determine

(a) how many vehicles had defective lights, brakes and steering;

(b) how many vehicles had defective lights only.

15 On carrying out a later survey on the efficiency of the lights, brakes and steering on the 100 vehicles of Question 14, the report was as follows:

no. of vehicles with defective lights	= 42
no. of vehicles with defective brakes	= 30
no. of vehicles with defective steering	= 28
no. of vehicles with defective lights and brakes	= 8
no. of vehicles with defective lights and steering	= 10
no. of vehicles with defective brakes and steering	= 5

no. of vehicles with defective lights, brakes and steering = 3

Use a Venn diagram to determine

(a) how many vehicles were non-defective;

(b) how many vehicles had defective lights only.

16 An analysis of 100 personal injury claims made upon a motor insurance company revealed that loss or injury in respect of an eye, an arm or a leg occurred in 30, 50 and 70 cases respectively. Claims involving the loss or injury to two of these members numbered 42. How many claims involved loss or injury to all three members? (You may assume that one or other of the three members was mentioned in each of the 100 claims.)

17 Bright Homes plc has warehouses in three different locations, L_1 , L_2 and L_3 , for making replacement windows. There are three different styles, called 'standard', 'executive' and 'superior':

standard units require parts B , C and D ;
executive units require parts B , C , D and E ;
superior units require parts A , B , C and F .

The parts A , B , C , D , E and F are made from components a , b , c , d , e , f , g , h and i as follows:

A is made from $\{a, b, c\}$
 B is made from $\{c, d, e, f\}$
 C is made from $\{c, e, f, g, h\}$
 D is made from $\{b, e, h\}$
 E is made from $\{c, h, i\}$
 F is made from $\{b, c, f, i\}$

(a) If the universal set is the set of all components $\{a, b, c, d, e, f, g, h, i\}$, write down the following:

$$\bar{C}, \quad \overline{B \cup C}, \quad \bar{B} \cap \bar{C}, \quad A \cap B \cap D, \\ A \cup F, \quad D \cup (E \cap F), \quad (D \cup E) \cap F$$

(b) New parts $B \cup C$, $C \cup E$ and $D \cup E \cup F$ are to be made; what are their components?

(c) Standard units are made at L_1 , L_2 and L_3 . Executive units are made at L_1 and L_2 only. Superior units are made at L_3 only. What basic components are needed at each location?

6.3 Switching and logic circuits

Throughout engineering, extensive use is made of switches. This is now truer than ever, since personal computers and miniaturized electronic devices have found their way into practically every branch of engineering. A switch is either on or off: denoted by the digits 1 or 0. We shall see that the analysis of circuits containing switches provides a natural vehicle for the use of algebra of sets introduced in the last section.

6.3.1 Switching circuits

Consider a simple ‘on–off’ switch, which we shall denote by a lower-case letter such as p and illustrate as in Figure 6.6. Such a switch is a two-state device, in that it is either **closed** (or ‘on’) or **open** (or ‘off’). We denote a closed contact by 1 and an open contact by 0, so that the variable p can only take one of the two values 1 or 0, with

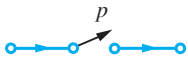


Figure 6.6
An ‘on–off’ switch.

$p = 1$ denoting a closed contact (or ‘on’ switch), so that a current is able to flow through it

and

$p = 0$ denoting an open contact (or ‘off’ switch), so that a current cannot flow through it

A **switching circuit** will consist of an energy source or input, for example a battery, and an output, for example a light bulb, together with a number of switches p , q , r and so on. Two switches may be combined together in two basic ways, namely by a series connection or by a parallel connection, as illustrated in Figures 6.7 and 6.8 respectively.



Figure 6.7 Two switches in series.

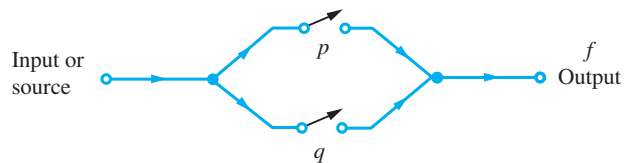


Figure 6.8 Two switches in parallel.

Associated with such a circuit is a **switching function** or **Boolean function** f of the variables contained in the circuit. This is a binary function with

$f = 1$ denoting that the entire circuit is closed

and

$f = 0$ denoting that the entire circuit is open

Clearly the states of f depend upon the states of the individual switches comprising the circuit, so we need to know how to write down an expression for f . For the series circuit of Figure 6.7 there are four possible states:

- (a) p open, q open
- (b) p open, q closed
- (c) p closed, q open
- (d) p closed, q closed

	p	q	f
Case (a)	0	0	0
Case (b)	0	1	0
Case (c)	1	0	0
Case (d)	1	1	1

Figure 6.9

Truth table for series connection $f = p \cdot q$.

p	q	f
0	0	0
0	1	1
1	0	1
1	1	1

Figure 6.10

Truth table for parallel connection $f = p + q$.

and it is obvious that current will flow through the circuit from input to output only if both switches p and q are closed. In tabular form the state of the circuit may be represented by the **truth table** of Figure 6.9.

Drawing an analogy with use of the word ‘and’ in the algebra of sets we write

$$f = p \cdot q$$

with $p \cdot q$ being read as ‘ p and q ’ (sometimes the dot is omitted and $p \cdot q$ is written simply as pq). Here the ‘multiplication’ or dot symbol is used in an analogous manner to \cap in the algebra of sets.

When we connect two switches p and q in parallel, as in Figure 6.8, the state of the circuit may be represented by the truth table of Figure 6.10, and it is clear that current will flow through the circuit if either p or q is closed or if they are both closed.

Again, drawing an analogy with the use of the word ‘or’ in the algebra of sets, we write

$$f = p + q$$

read as ‘ p or q ’, with the $+$ symbol used in an analogous manner to \cup in the algebra of sets.

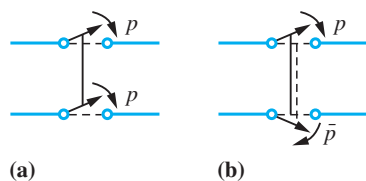
So far we have assumed that the two switches p and q act independently of one another. However, two switches may be connected to one another so that

they open and close simultaneously

or

the closing (opening) of one switch will open (close) the other

This is illustrated in Figures 6.11(a) and (b) respectively. We can easily accommodate the situation of Figure 6.11(a) by denoting both switches by the same letter. To accommodate the situation of Figure 6.11(b), we define the **complement switch** \bar{p} (or p') of a switch p to be a switch always in the state opposite to that of p . The action of the complement switch is summarized in the truth table of Figure 6.12.

**Figure 6.11** Two switches not acting independently.

p	\bar{p}
0	1
1	0

Figure 6.12 Truth table for complementary switch.

6.3.2 Algebra of switching circuits

We can use the operations \cdot , $+$ and $(\bar{\quad})$ to write down the Boolean function f for complex switching circuits. The states of such circuits may then be determined by constructing truth tables.

Example 6.5

Draw up the truth table that determines the state of the switching circuit given by the Boolean function

$$f = (p \cdot \bar{q}) + (\bar{p} \cdot q)$$

Figure 6.13

Truth table for

$$f = (p \cdot \bar{q}) + (\bar{p} \cdot q).$$

p	q	\bar{p}	\bar{q}	$p \cdot \bar{q}$	$\bar{p} \cdot q$	$(p \cdot \bar{q}) + (\bar{p} \cdot q)$
0	0	1	1	0	0	0
0	1	1	0	0	1	1
1	0	0	1	1	0	1
1	1	0	0	0	0	0

Solution The required truth table is shown in Figure 6.13. This circuit is interesting in that it is closed (that is, there is a current flow at the output) only if the two switches p and q are in different states. We will see later that it corresponds to the EXCLUSIVE OR function in logic circuits.

By constructing the appropriate truth table, it is readily shown that the operations \cdot , $+$ and $(\bar{\quad})$ satisfy the following laws, analogous to results (6.1)–(6.6) for the algebra of sets:

Commutative laws

$$p + q = q + p, \quad p \cdot q = q \cdot p$$

Idempotent laws

$$p + p = p, \quad p \cdot p = p$$

Identity laws

$$p + 0 = p \quad (0 \text{ is the identity relative to } +), \quad p + 1 = 1$$

$$p \cdot 1 = p \quad (1 \text{ is the identity relative to } \cdot), \quad p \cdot 0 = 0$$

Complementary laws

$$p + \bar{p} = 1, \quad p \cdot \bar{p} = 0$$

Associative laws

$$p + (q + r) = (p + q) + r, \quad p \cdot (q \cdot r) = (p \cdot q) \cdot r$$

Distributive laws

$$p + (q \cdot r) = (p + q) \cdot (p + r), \quad p \cdot (q + r) = p \cdot q + p \cdot r$$

These rules form the basis of the algebra of switching circuits, and it is clear that it is another example of a Boolean algebra, with $+$ and \cdot being the two binary operations, $(\bar{\quad})$ being the unary operation, and 0 and 1 the identity elements. It follows that the results developed for the algebra of sets carry through to the algebra of switching circuits, with equivalence between $\cup, \cap, (\bar{\quad}), \emptyset, U$ and $+, \cdot, (\bar{\quad}), 0, 1$ respectively. Using these results, complicated switching circuits may be reduced to simpler equivalent circuits.

Example 6.6

Construct truth tables to verify the De Morgan laws for the algebra of switching circuits analogous to (6.7) for the algebra of sets.

Solution

The analogous De Morgan laws for the switching circuits are

$$\overline{p + q} = \bar{p} \cdot \bar{q} \quad \text{and} \quad \overline{\bar{p} \cdot \bar{q}} = \bar{p} + \bar{q}$$

the validity of which is verified by the truth tables of Figures 6.14(a) and (b).

Figure 6.14
Truth tables for
De Morgan laws.

p	q	\bar{p}	\bar{q}	$p + q$	$\overline{p + q}$	$\bar{p} \cdot \bar{q}$
0	0	1	1	0	1	1
0	1	1	0	1	0	0
1	0	0	1	1	0	0
1	1	0	0	1	0	0

(a) $\overline{p + q} = \bar{p} \cdot \bar{q}$

p	q	\bar{p}	\bar{q}	$\bar{p} \cdot \bar{q}$	$\overline{\bar{p} \cdot \bar{q}}$	$\bar{p} + \bar{q}$
0	0	1	1	0	1	1
0	1	1	0	0	1	1
1	0	0	1	0	1	1
1	1	0	0	1	0	0

(b) $\overline{\bar{p} \cdot \bar{q}} = \bar{p} + \bar{q}$

Example 6.7

Simplify the Boolean function

$$f = p + p \cdot q \cdot r + \bar{p} \cdot \bar{q}$$

stating the law used in each step of the simplification.

Solution

$$\begin{aligned}
 f &= p + p \cdot q \cdot r + \bar{p} \cdot \bar{q} \\
 &= p \cdot 1 + p \cdot (q \cdot r) + \bar{p} \cdot \bar{q} && \text{(identity, } p \cdot 1 = p, \text{ and associative)} \\
 &= p \cdot (1 + (q \cdot r)) + \bar{p} \cdot \bar{q} && \text{(distributive, } p \cdot (1 + (q \cdot r)) = p \cdot 1 + p \cdot (q \cdot r)) \\
 &= p \cdot 1 + \bar{p} \cdot \bar{q} && \text{(identity, } 1 + (q \cdot r) = 1) \\
 &= p + \bar{p} \cdot \bar{q} && \text{(identity, } p \cdot 1 = p) \\
 &= (p + \bar{p}) \cdot (p + \bar{q}) && \text{(distributive, } p + (\bar{p} \cdot \bar{q}) = (p + \bar{p}) \cdot (p + \bar{q})) \\
 &= 1 \cdot (p + \bar{q}) && \text{(complementary, } p + \bar{p} = 1)
 \end{aligned}$$

that is,

$$f = p + \bar{q} \quad \text{(identity, } 1 \cdot (p + \bar{q}) = p + \bar{q})$$

Example 6.8

A machine contains three fuses p , q and r . It is desired to arrange them so that if p blows then the machine stops, but if p does not blow then the machine only stops when both q and r have blown. Derive the required fuse circuit.

Solution

In this case we can regard the fuses as being switches, with '1' representing fuse intact (current flows) and '0' representing the fuse blown (current does not flow). We are then faced with the problem of designing a circuit given a statement of its requirements. To do this, we first convert the specified requirements into logical specification in the form of a truth table. From this, the Boolean function representing the machine is written down. This may then be simplified using the algebraic rules of switching circuits to determine the simplest appropriate circuit.

Denoting the state of the machine by f (that is, $f = 1$ denotes that the machine is operating, and $f = 0$ denotes that it has stopped), the truth table of Figure 6.15 summarizes the state f in relation to the states of the individual fuses. We see from the last two columns that the machine is operating when it is in either of the three states

$$p \cdot q \cdot r \quad \text{or} \quad p \cdot q \cdot \bar{r} \quad \text{or} \quad p \cdot \bar{q} \cdot r$$

Thus it may be represented by the Boolean function

$$f = p \cdot q \cdot r + p \cdot q \cdot \bar{r} + p \cdot \bar{q} \cdot r$$

Simplifying this expression gives

$$\begin{aligned}
 f &= (p \cdot r) \cdot (q + \bar{q}) + p \cdot q \cdot \bar{r} && \text{(distributive)} \\
 &= p \cdot r + p \cdot q \cdot \bar{r} && \text{(complementary)} \\
 &= p \cdot (r + q \cdot \bar{r}) && \text{(distributive)} \\
 &= p \cdot ((r + q) \cdot (r + \bar{r})) && \text{(distributive)} \\
 &= p \cdot (r + q) \cdot 1 && \text{(complementary)} \\
 &= p \cdot (r + q) && \text{(identity)}
 \end{aligned}$$

Thus a suitable layout of the three fuses is as given in Figure 6.16.

In the case of this simple example we could have readily drawn the required layout from the problem specification. However, it serves to illustrate the procedure that could be adopted for a more complicated problem.

p	q	r	f	State of circuit
1	1	1	1	$p \cdot q \cdot r$
1	1	0	1	$p \cdot q \cdot \bar{r}$
1	0	1	1	$p \cdot \bar{q} \cdot r$
1	0	0	0	$p \cdot \bar{q} \cdot \bar{r}$
0	1	1	0	$\bar{p} \cdot q \cdot r$
0	1	0	0	$\bar{p} \cdot q \cdot \bar{r}$
0	0	1	0	$\bar{p} \cdot \bar{q} \cdot r$
0	0	0	0	$\bar{p} \cdot \bar{q} \cdot \bar{r}$

Figure 6.15

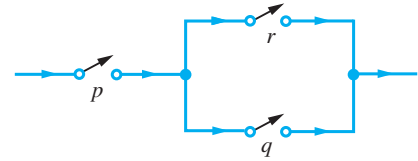


Figure 6.16

Example 6.9

In a large hall there are three electrical switches next to the three doors to operate the central lights. The three switches operate alternatively; that is, each can switch on or switch off the lights. Design a suitable switching circuit.

Solution

The light state f is either '1' (light on) or '0' (light off). Denoting the three switches by p , q and r , the state of f as it relates to the states of the three switches is given in the truth table of Figure 6.17, remembering that operating any switch turns the light off if

Figure 6.17

p	q	r	f	State of circuit
1	1	1	1	$p \cdot q \cdot r$
1	1	0	0	$p \cdot q \cdot \bar{r}$
1	0	1	0	$p \cdot \bar{q} \cdot r$
1	0	0	1	$p \cdot \bar{q} \cdot \bar{r}$
0	1	1	0	$\bar{p} \cdot q \cdot r$
0	1	0	1	$\bar{p} \cdot q \cdot \bar{r}$
0	0	1	1	$\bar{p} \cdot \bar{q} \cdot r$
0	0	0	0	$\bar{p} \cdot \bar{q} \cdot \bar{r}$

it was on and turns the light on if it was off. We arbitrarily set $p = q = r = 1$ and $f = 1$ initially. We see from the last two columns that the light is on ($f = 1$) when the circuit is in one of the four states

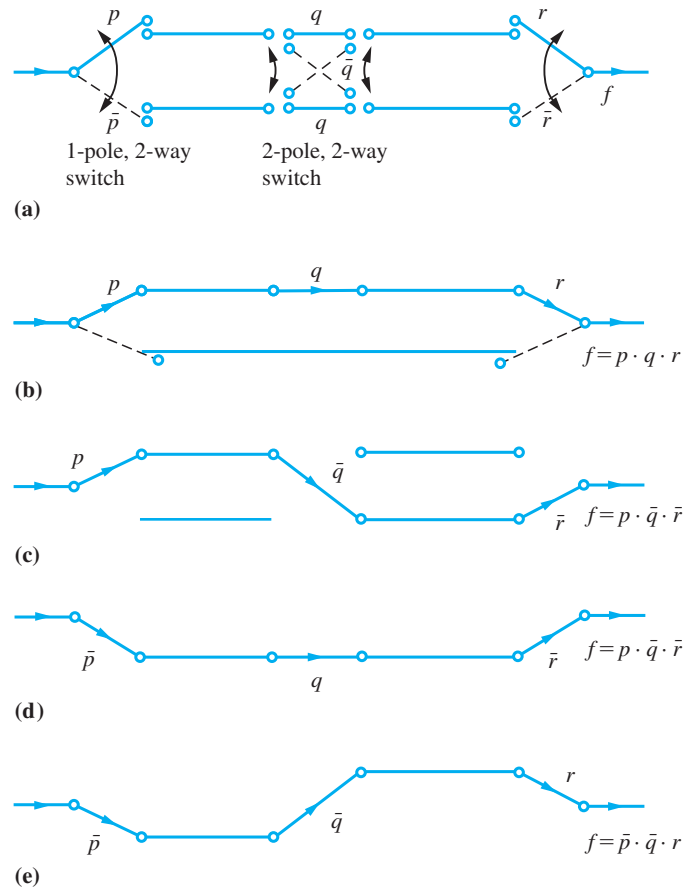
$$p \cdot q \cdot r \text{ or } p \cdot \bar{q} \cdot \bar{r} \text{ or } \bar{p} \cdot q \cdot \bar{r} \text{ or } \bar{p} \cdot \bar{q} \cdot r$$

Thus the required circuit is specified by the Boolean function

$$f = p \cdot q \cdot r + p \cdot \bar{q} \cdot \bar{r} + \bar{p} \cdot q \cdot \bar{r} + \bar{p} \cdot \bar{q} \cdot r$$

In this case it is not possible to simplify f any further, and in order to design the corresponding switching circuit we need to use two 1-pole, 2-way switches and one 2-pole, 2-way switch, as illustrated in Figure 6.18(a). The four possible combinations leading to 'light on' are shown in Figures 6.18(b), (c), (d) and (e) respectively.

Figure 6.18



6.3.3 Exercises

18 By setting up truth tables, find the possible values of the following Boolean functions:



(a) $p \cdot (q \cdot p)$ (b) $p + (q + p)$

(c) $(p + q) \cdot (\bar{p} \cdot \bar{q})$

(d) $[(\bar{p} + \bar{q})(\bar{r} + \bar{p})] + (r + p)$

19 Figure 6.19 shows six circuits. Write down a Boolean function that represents each by using truth tables.

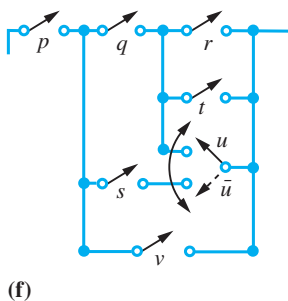
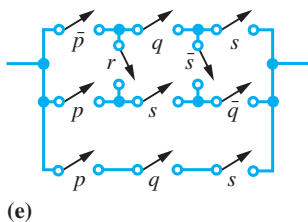
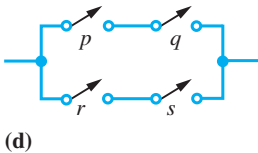
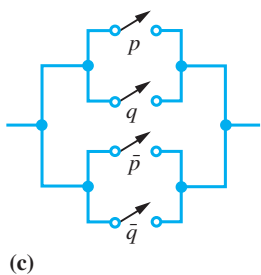
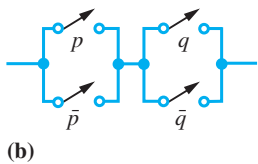
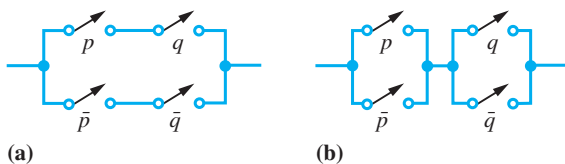


Figure 6.19

20 Use the De Morgan laws to negate the function

$$f = (p + q) \cdot (\bar{r} \cdot s) \cdot (q + \bar{r})$$

21 Give a truth table for the expression

$$f = \bar{p} \cdot q \cdot \bar{r} + \bar{p} \cdot q \cdot r + p \cdot \bar{q} \cdot \bar{r} + p \cdot q \cdot r$$

22 Simplify the following Boolean functions, stating the law used in each step of the simplification:

(a) $p \cdot (\bar{p} + p \cdot q)$ (b) $r \cdot (\overline{p + q \cdot \bar{r}})$

(c) $\overline{(p \cdot \bar{q} + \bar{p} \cdot q)}$ (d) $p + q + r + \bar{p} \cdot q$

(e) $\overline{(p \cdot q)} + \overline{(\bar{p} \cdot q \cdot r)} + p$

(f) $q + p \cdot r + p \cdot q + r$

23 Write down the Boolean functions for the switching circuits of Figure 6.20.

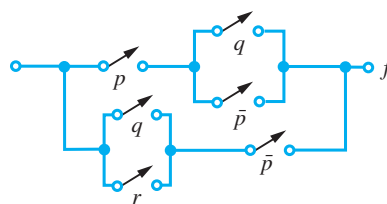
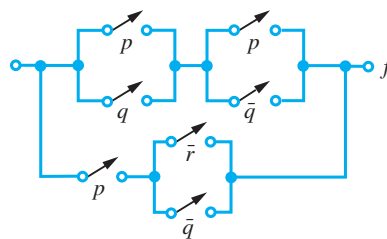
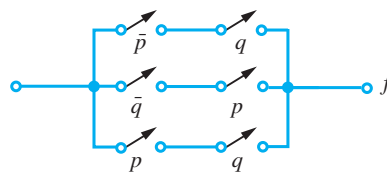


Figure 6.20

24 Draw the switching circuit corresponding to the following Boolean functions:

$$(a) f = (p+q) \cdot r + s \cdot t \quad (b) (p+q) \cdot (r+\bar{p})$$

$$(c) p \cdot q + \bar{p} \cdot q \quad (d) p \cdot (q+\bar{p}) + (q+r) \cdot \bar{p}$$

25 Four engineers J, F, H and D are checking a rocket. Each engineer has a switch that he or she presses in the event of discovering a fault. Show how these must be wired to a warning lamp, in the countdown control room, if the lamp is to light only under the following circumstances:

- (a) D discovers a fault;
 (b) any two of J, F and H discover a fault.

26 In a public discussion a chairman asks questions of a panel of three. If to a particular question a majority of the panel answer 'yes' then a light will come on, while if to a particular question a majority of the panel answer 'no' then a buzzer will sound. The members of the panel record their answers by means of a two-position switch having

position '1' for 'yes' and position '0' for 'no'. Design a suitable circuit for the discussion.

27 Design a switching circuit that can turn a lamp 'on' or 'off' at three different locations independently.

28 Design a switching circuit containing three independent contacts for a machine so that the machine is turned on when any two, but not three, of the contacts are closed.

29 The operation of a machine is monitored on a set of three lamps A, B and C, each of which at any given instant is either 'on' or 'off'. Faulty operation is indicated by each of the following conditions:

- (a) when both A and B are off;
 (b) when all lamps are on;
 (c) when B is on and either A is off or C is on.

Simplify these conditions by describing as concisely as possible the state of the lamps that indicates faulty operation.

6.3.4 Logic circuits

As indicated in Section 6.3.1, a switch is a two-state device, and the algebra of switching circuits developed in Section 6.3.2 is equally applicable to systems involving other such devices. In this section we consider how the algebra may be applied to logic circuit design.

In logic circuit design the two states denoted by '1' and '0' usually denote HIGH and LOW voltage respectively (positive logic), although the opposite convention can be used (negative logic). The basic building blocks of logic circuits are called **logic gates**. These represent various standard Boolean functions. First let us consider the logic gates corresponding to the binary operation of 'and' and 'or' and the unary operation of complementation. We shall illustrate this using two inputs, although in practice more can be used.



Figure 6.21
AND gate.

AND gate

The AND gate is commonly represented diagrammatically in Figure 6.21, and corresponds to the Boolean function

$$f = p \cdot q \quad (\text{read 'p and q'})$$

$f = 1$ (output HIGH) if and only if the inputs p and q are simultaneously in state 1 (both inputs HIGH). For all other input combinations f will be zero. The corresponding truth table is as in Figure 6.9, with 1 denoting HIGH voltage and 0 denoting LOW voltage.

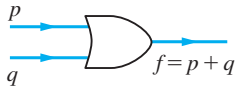


Figure 6.22
OR gate.

OR gate

The OR gate is represented diagrammatically in Figure 6.22, and corresponds to the Boolean function

$$f = p + q \quad (\text{read 'p or q'})$$

In this case $f = 1$ (HIGH output) if either p or q or both are in state 1 (at least one input HIGH). $f = 0$ (LOW output) if and only if inputs are simultaneously 0. The corresponding truth table is as in Figure 6.10.

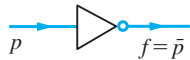


Figure 6.23
NOT gate.

NOT gate

The NOT gate is represented diagrammatically in Figure 6.23, and corresponds to the Boolean function

$$f = \bar{p} \quad (\text{read 'not p'})$$

When the input is in state 1 (HIGH), the output is in state 0 (LOW) and vice versa. The corresponding truth table is as in Figure 6.12.

With these interpretations of \cdot , $+$, $(\bar{\quad})$, 0 and 1, the rules developed earlier (see Section 6.3.2) for the algebra of switching circuits are applicable to the analysis and design of logic circuits.

Example 6.10

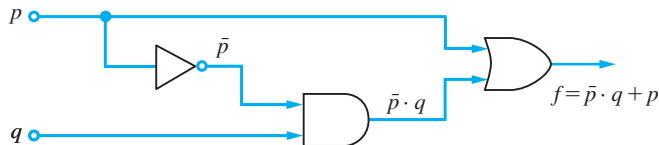
Build a logic circuit to represent the Boolean function

$$f = \bar{p} \cdot q + p$$

Solution

We first use a NOT gate to obtain \bar{p} then an AND gate to generate $\bar{p} \cdot q$, and finally an OR gate to represent f . The resulting logic circuit is shown in Figure 6.24.

Figure 6.24
Logic circuit
 $f = \bar{p} \cdot q + p$.



Example 6.11

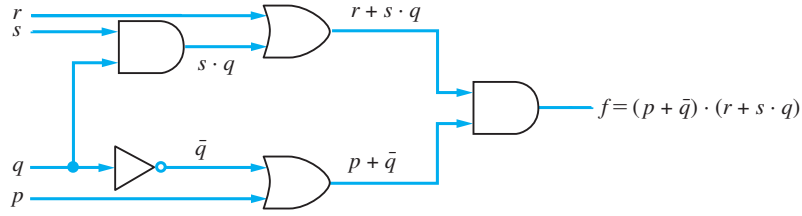
Build a logic circuit to represent the Boolean function

$$f = (p + \bar{q}) \cdot (r + s \cdot q)$$

Solution

Adopting a similar procedure to the previous example leads to the logic circuit of Figure 6.25.

Figure 6.25
Logic circuit
 $f = (p + \bar{q}) \cdot (r + s \cdot q)$.



So far we have considered the three logic gates AND, OR and NOT and indicated how these can be used to build a logic circuit representative of a given Boolean function. We now introduce two further gates, which are invaluable in practice and are frequently used.



Figure 6.26
NAND gate $f = \overline{p \cdot q}$.

NAND gate

The NAND (or ‘NOT AND’) gate is represented diagrammatically in Figure 6.26, and corresponds to the function

$$f = \overline{p \cdot q}$$

The small circle on the output line of the gate symbol indicates negation or NOT. Thus the gate negates the AND gate and is equivalent to the logic circuit of Figure 6.27.

The corresponding truth table is given in Figure 6.28.

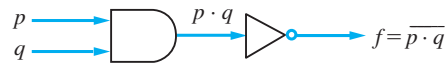


Figure 6.27 Equivalent circuit to NAND gate.

p	q	$p \cdot q$	f
1	1	1	0
1	0	0	1
0	1	0	1
0	0	0	1

Figure 6.28 Truth table for NAND gate.

Note that, using the De Morgan laws, the Boolean function for the NAND gate may also be written as

$$f = \overline{p \cdot q} = \bar{p} + \bar{q}$$



Figure 6.29
NOR gate $f = \overline{p + q}$.

NOR gate

The NOR (or ‘NOT OR’) gate is represented diagrammatically in Figure 6.29, and corresponds to the Boolean function

$$f = \overline{p + q}$$

Again we have equivalence with the logic circuit of Figure 6.30 and (using the De Morgan laws) with the Boolean function

$$f = \overline{p+q} = \bar{p} \cdot \bar{q}$$

The corresponding truth table is given in Figure 6.31.

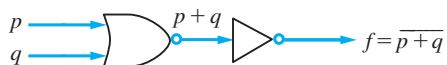


Figure 6.30 Equivalent circuit to NOR gate.

p	q	$p + q$	f
1	1	1	0
1	0	1	0
0	1	1	0
0	0	0	1

Figure 6.31 Truth table for NOR gate.

It is of interest to recognize that, using either one of the NAND or NOR gates, it is possible to build a logic circuit to represent any given Boolean function. To prove this, we have to show that, using either gate, we can implement the three basic Boolean functions $p + q$, $p \cdot q$ and \bar{p} . This is illustrated in Figure 6.32 for the NAND gate; the illustration for the NOR gate is left as an exercise for the reader.

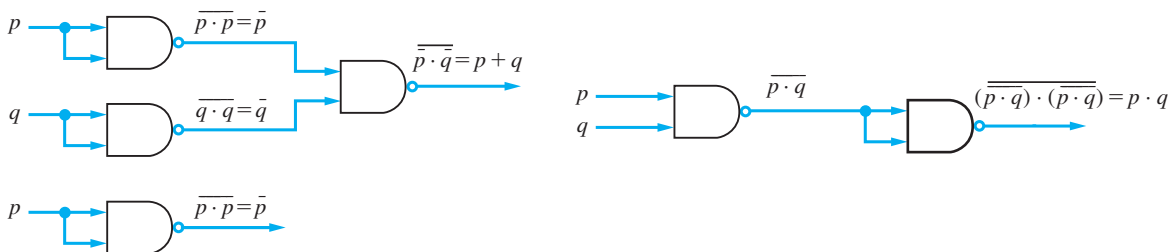


Figure 6.32 Basic Boolean functions using NAND gates.

Example 6.12

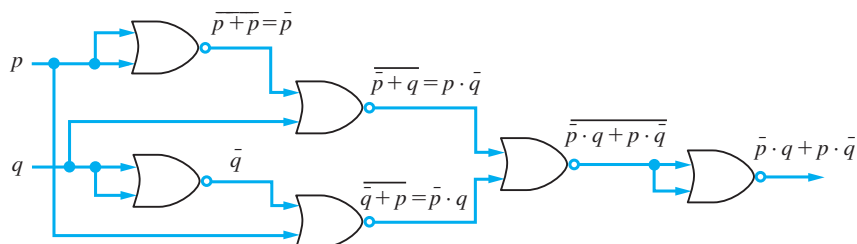
Using only NOR gates, build a logic circuit to represent the Boolean function

$$f = \bar{p} \cdot q + p \cdot \bar{q}$$

Solution

The required logic circuit is illustrated in Figure 6.33.

Figure 6.33



We note that the Boolean function considered in Example 6.12 is the same as that considered in Example 6.5, where its truth table was constructed, indicating that the output is in state 1 only if the two inputs are in different states. This leads us to defining a further logic gate used in practice.

EXCLUSIVE OR gate

The EXCLUSIVE OR gate is represented diagrammatically in Figure 6.34 and corresponds to the Boolean function

$$f = \bar{p} \cdot q + p \cdot \bar{q}$$

Figure 6.34
EXCLUSIVE OR
gate.



As indicated above, $f = 1$ (output HIGH) only if the inputs p and q are in different states; that is, either p or q is in state 1 but *not both*. It therefore corresponds to the everyday exclusive usage of the word 'OR' where it is taken to mean 'one or the other but not both'. On the other hand, the OR gate introduced earlier is used in the sense 'one or the other or both', and could more precisely be called the INCLUSIVE OR gate.

Although present technology is such that a logic circuit consisting of thousands of logic gates may be incorporated in a single silicon chip, the design of smaller equivalent logic circuits is still an important problem. As for switching circuits, simplification of a Boolean function representation of a logic circuit may be carried out using the algebraic rules given earlier (see Section 6.3.2). More systematic methods are available for carrying out such simplification. For Boolean expressions containing not more than six variables the pictorial approach of constructing Karnaugh maps is widely used by engineers. An alternative algebraic approach, which is well suited for computer implementation, is to use the Quine–McCluskey algorithm. For details of such methods the reader is referred to specialist texts on the subject.

6.3.5 Exercises

- 30 Write down the Boolean function for the logic blocks of Figure 6.35. Simplify the functions as far as possible and draw the equivalent logic block.

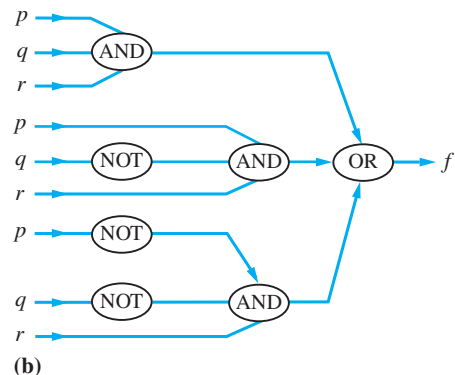
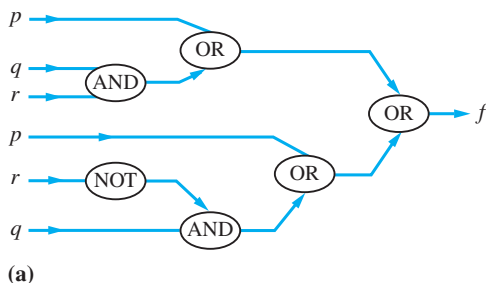
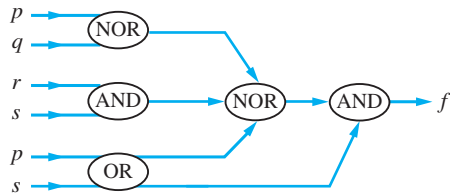
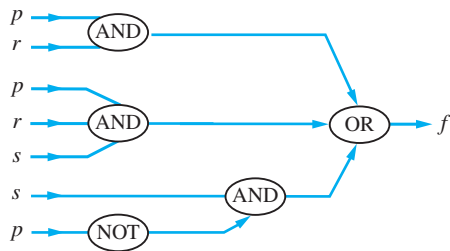


Figure 6.35



(c)



(d)

Figure 6.35 continued

31 Simplify the following Boolean functions and sketch the logic block corresponding to both the given and simplified functions:

(a) $(\bar{p} \cdot q + p \cdot \bar{q}) \cdot (\bar{p} + \bar{q}) \cdot (p + q)$

(b) $\bar{r} \cdot \bar{p} \cdot \bar{q} + \bar{r} \cdot \bar{p} \cdot q + r \cdot \bar{p} \cdot \bar{q}$

(c) $\bar{p} \cdot \bar{q} + r \cdot \bar{p} \cdot s + \bar{p} \cdot \bar{q} \cdot s$

(d) $(p + q) \cdot (p + r) + r \cdot (p + q \cdot r)$

(e) $(\bar{p} + \bar{q}) \cdot (\bar{p} + q) \cdot (p + q)$

6.4 Propositional logic and methods of proof

In the last section we dealt with switches that are either off or on. These lend themselves naturally to the application of set algebra. On the other hand, everyday use of English contains many statements that are neither obviously true nor false: for example, ‘Chilly for the time of year, isn’t it?’ There are, however, some statements that are immediately either true or false: for example, ‘In 2004 the Summer Olympics were held in Athens, Greece’ (true) or ‘All children spend too much time on social media’ (false). Propositional logic can be used to analyse, simplify and establish the equivalence of statements. Applications of propositional logic include the efficient operation of computer-based expert systems, where the user may phrase questions differently or answer in different ways, and yet the answers are logically equivalent. Propositional logic leads naturally to the precise formulation of the proof of statements that, though important in themselves, are also the basis by which computer programs can be made more efficient. Thus we shall develop tools with a vast potential for use throughout engineering.

6.4.1 Propositions

A proposition is a statement (or sentence) for which it is immediately decidable whether it is true (T) or false (F), but not both. For example,

p_1 : The year 1973 was a leap year

is a proposition readily decidable as false. Note the use of the label ‘ p_1 : ...’, so that the overall statement is read ‘ p_1 is the statement: “The year 1973 was a leap year”’.

Since when considering propositions we are concerned with statements that are decidable as true or false, we obviously exclude all questions and commands. Also excluded are assertions that involve subjective value judgements or opinions such as

r : The Director of the company is overpaid

Statements such as

m : He was Prime Minister of England

n : The number $x + 3$ is divisible by 3

that involve pronouns (he, she, and so on) or a mathematical variable are not readily decidable as true or false, and are therefore not propositions. However, as soon as the pronoun or variable is specified (or quantified in some way) then the statements are decidable as true or false and become propositions. Statements such as m and n are examples of **predicates**.

Given any statement p , there is always an associated statement called the **negation** of p . We denote this by \bar{p} , read as ‘not p ’. (The notations $\neg p$ and $\sim p$ are also sometimes used.) For example, the negation of the proposition p_1 above is the proposition

\bar{p}_1 : The year 1973 was not a leap year

which is decidable as true, the opposite truth value to p_1 . In general the negation \bar{p} of a statement p always has precisely the opposite truth value to that of p itself. The truth values of both p and \bar{p} are given in the truth table shown in Figure 6.36.

p	\bar{p}
T	F
F	T

Figure 6.36
Truth table for \bar{p} .

Example 6.13

List A is a list of propositions, while list B is a list of sentences that are not propositions.

- Determine the truth values of the propositions in list A and state their negation statements.
- Explain why the sentences in list B are not propositions.

List A:

- Everyone can say where they were when President J.F. Kennedy was assassinated
- $2^n = n^2$ for some $n \in \mathbb{N}$, where \mathbb{N} is the set of natural numbers
- The number 5 is negative
- $2^{89301} + 1$ is a prime number
- Air temperatures were never above 0°C in February 1935 in Bristol, UK

List B:

- Maths is fun
- Your place or mine?
- $y - x = x - y$
- Why am I reading this?
- Flowers are more interesting than calculus
- n is a prime number
- He won an Olympic medal

Solution First of all, let us examine list A.

- (a) This is obviously false. Besides those with poor memories or those from remote parts of the world, not everyone had been born in 1963.
- (b) This is true (for $n = 2$).
- (c) This is obviously false.
- (d) There is no doubt that this is either true or false, but only specialists would know which (it is true).
- (e) This is true, but again specialist knowledge is required before this can be verified.

All statements in list A are propositions because they are either true or false, never both. The negation predicates for list A are as follows.

- (a) Not everyone can say where they were when President J.F. Kennedy was assassinated.
- (b) $2^n \neq n^2$ for all $n \in \mathbb{N}$.
- (c) The number 5 is not negative.
- (d) $2^{89301} + 1$ is not a prime number.
- (e) Air temperature was above 0°C at some time in February 1935 in Bristol, UK.

The sentences in list B are not propositions, for the following reasons.

- (a) This is a subjective judgement. I think maths is fun (most of the time) – you probably do not!
 - (b) This is a question, and thus cannot be a proposition.
 - (c) This can easily be made into a proposition by the addition of the phrase ‘for some real numbers x and y ’. It is then true (whenever $x = y$).
 - (d) This is the same category as (b), a question.
 - (e) This is a subjective statement in the same category as (a).
 - (f) This is a predicate, since it will become a proposition once n is specified.
 - (g) Again, this is a predicate, since once we know who ‘he’ is, the statement will be certainly either true or false and hence be a proposition.
-

6.4.2 Compound propositions

When we combine simple statements together by such words as ‘and’, ‘or’ and so on we obtain compound statements. For example,

m : Today is Sunday and John has gone to church

n : Mary is 35 years old or Mary is 36 years old

constitute compound statements, with the constituent simple statements being respectively

m_1 : Today is Sunday, m_2 : John has gone to church
 n_1 : Mary is 35 years old, n_2 : Mary is 36 years old

As for switching circuits, we can again draw an analogy between the use of the words ‘or’ and ‘and’ in English and their use in the algebra of sets to form the union $A \cup B$ and intersection $A \cap B$ of two sets A and B . Drawing on the analogy, the word ‘or’ is used to mean ‘at least one statement’ and the word ‘and’ to mean ‘both statements’. The symbolism commonly used in propositional logic is to adopt the symbol \vee (analogous to \cup) for ‘or’ and the symbol \wedge (analogous to \cap) for ‘and’. Thus in symbolic form the statements m and n may be written in terms of their constituent simple statements as

p	q	$p \vee q$	$p \wedge q$
T	T	T	T
T	F	T	F
F	T	T	F
F	F	F	F

Figure 6.37
Truth table for $p \vee q$
and $p \wedge q$.

$$m = m_1 \wedge m_2 \quad (m_1 \text{ and } m_2)$$

$$n = n_1 \vee n_2 \quad (n_1 \text{ or } n_2)$$

In general for two statements p and q the truth values of the compound statements

$$p \vee q \quad (\text{meaning ‘} p \text{ or } q \text{’ and called the } \mathbf{disjunction} \text{ of } p, q)$$

$$p \wedge q \quad (\text{meaning ‘} p \text{ and } q \text{’ and called the } \mathbf{conjunction} \text{ of } p, q)$$

are as given in the truth table of Figure 6.37.

Here are two examples that use compound statements and also make use of \bar{p} meaning ‘not p ’ and

$$p \rightarrow q$$

meaning p implies q . There will be more about this kind of compound statement $p \rightarrow q$ (p implies q) when we deal with proof (see Section 6.4.5).

Example 6.14

Let A , B and C be the following propositions:

A : It is frosty
 B : It is after 11.00 a.m.
 C : Jim drives safely

(a) Translate the following statements into logical statements using the notation of this section.

- (i) It is not frosty.
- (ii) It is frosty and after 11.00 a.m.
- (iii) It is not frosty, it is before 11.00 a.m. and Jim drives safely.

(b) Translate the following into English sentences:

- (i) $A \wedge B$, (ii) $\bar{A} \rightarrow C$, (iii) $A \wedge \bar{B} \rightarrow \bar{C}$, (iv) $\bar{A} \vee B \rightarrow C$

Solution

- (a) (i) is the negation of A , so is written \bar{A} .
(ii) is A AND B , written $A \wedge B$.
(iii) is slightly more involved, but is a combination of NOT A , NOT B AND C , and so is written $\bar{A} \wedge \bar{B} \wedge C$.
- (b) (i) $A \wedge B$ is A AND B ; that is, ‘It is frosty and it is after 11.00 a.m.’
(ii) $\bar{A} \rightarrow C$ is NOT A implies C ; that is, ‘It is not frosty, therefore Jim drives safely.’

- (iii) $A \wedge \tilde{B} \rightarrow \tilde{C}$ is A AND NOT B implies NOT C ; that is, 'It is frosty and before 11.00 a.m.; therefore Jim does not drive safely.'
- (iv) $\tilde{A} \vee B \rightarrow C$ is NOT A or B implies C ; that is, 'It is not frosty or it is after 11.00 a.m.; therefore Jim drives safely.'

Example 6.15

(Adapted from Exercise 5.15 in K.A. Ross and C.R.B. Wright, *Discrete Mathematics*, Prentice Hall, Englewood Cliffs, NJ, 1988.) In a piece of software, we have the following three propositions:

- P : The flag is set
 Q : $I = 0$
 R : Subroutine S is completed

Translate the following into symbols:

- (a) If the flag is set then $I = 0$.
 (b) Subroutine S is completed if the flag is set.
 (c) The flag is set if subroutine S is not completed.
 (d) Whenever $I = 0$, the flag is set.
 (e) Subroutine S is completed only if $I = 0$.
 (f) Subroutine S is completed only if $I = 0$ or the flag is set.

Solution

Most of the answers can be given with minimal explanation. The reader should check each and make sure each is understood before going further.

- (a) $P \rightarrow Q$ (that is, P implies Q)
 (b) $P \rightarrow R$ (that is, P implies R)
 (c) $\tilde{R} \rightarrow P$ (that is, NOT R implies P)

Note that the logical expression is sometimes, as in (b) and (c), the 'other way round' from the English sentence. This reflects the adaptability of the English language, but can be a pitfall for the unalert student.

- (d) $Q \rightarrow P$ (that is, Q implies P)
 (e) $R \rightarrow Q$ (that is, R implies Q)
 (f) This is really two statements owing to the presence of the (English, not logical) 'or'. 'S is completed only if $I = 0$ ' is written in logical symbols as (e) $R \rightarrow Q$. So including 'the flag is set' as a logical alternative gives

$$(R \rightarrow Q) \vee P$$

as the logical interpretation of (f). Alternatively, we can interpret the phrase ' $I = 0$ or the flag is set' logically first as $Q \vee P$, then combine this with 'subroutine S is completed' to give

$$R \rightarrow (Q \vee P)$$

Now these two logical expressions are not the same. The sentence (f) may seem harmless; however, some extra punctuation or rephrasing is required before it is rendered unambiguous. One version could read:

(f) Subroutine S is completed only if either $I = 0$ or the flag is set (or both).

This is $R \rightarrow (Q \vee P)$.

Another could read:

(f) Subroutine S is completed only if $I = 0$ or the flag is set (or both).

This is $(R \rightarrow Q) \vee P$.

Part (f) highlights the fact that there is no room for sloppy thinking in this branch of engineering mathematics.

6.4.3 Algebra of statements

In the same way as we used \cup , \cap and $(\bar{\quad})$ to generate complex expressions for sets we can use \vee , \wedge and \sim to form complex compound statements by constructing truth tables.

Example 6.16

Construct the truth table determining the truth values of the compound proposition

$$p \vee (p \wedge q)$$

Solution

The truth table is shown in Figure 6.38. Note that this verifies the analogous absorption law for set algebra of Question 10 (Exercises 6.2.5).

Figure 6.38
Truth table for
 $p \vee (p \wedge q)$.

p	q	$p \wedge q$	$p \vee (p \wedge q)$
T	T	T	T
T	F	F	T
F	T	F	F
F	F	F	F

The statements are said to be **equivalent** (or more precisely **logically equivalent**) if they have the same truth values. Again, to show that two statements are equivalent we simply need to construct the truth table for each statement and compare truth values. For example, from Example 6.16 we see that the two statements

$$p \vee (p \wedge q) \quad \text{and} \quad p$$

are equivalent. The symbolism \equiv is used to denote equivalent statements, so we can write

$$p \vee (p \wedge q) \equiv p$$

By constructing the appropriate truth tables, the following laws, analogous to the results (6.1), (6.2), (6.5) and (6.6) for set algebra, are readily verified:

Commutative laws

$$p \vee q \equiv q \vee p, \quad p \wedge q \equiv q \wedge p$$

Idempotent laws

$$p \vee p \equiv p, \quad p \wedge p \equiv p$$

Associative laws

$$p \vee (q \vee r) \equiv (p \vee q) \vee r, \quad p \wedge (q \wedge r) \equiv (p \wedge q) \wedge r$$

Distributive laws

$$p \vee (q \wedge r) \equiv (p \vee q) \wedge (p \vee r), \quad p \wedge (q \vee r) \equiv (p \wedge q) \vee (p \wedge r)$$

To develop a complete parallel with the algebra of sets, we need to identify two unit elements analogous to \emptyset and U , relative to \vee and \wedge respectively.

Relative to \vee , we need to identify a statement s such that

$$p \vee s \equiv p$$

for any statement p . Clearly s must have a false value in all circumstances, and an example of such a statement is

$$s \equiv q \wedge \tilde{q}$$

where q is any statement, as evidenced by the truth table of Figure 6.39(a). Such a statement that is false in all circumstances is called a **contradiction**, and its role in the algebra of statements is analogous to the role of the empty set \emptyset in the algebra of sets.

Relative to \wedge , we need to identify a statement t such that

$$p \wedge t \equiv p$$

for any statement p . Clearly, t must have a true truth value in all circumstances, and an example of such a statement is

$$t \equiv q \vee \tilde{q}$$

for any statement q , as evidenced by the truth table of Figure 6.39(b). Such a statement that is true in all circumstances is called a **tautology**, and its role in the algebra of statements is analogous to that of the universal set U in the algebra of sets.

q	\tilde{q}	$q \wedge \tilde{q}$
T	F	F
F	T	F

(a) Contradiction

q	\tilde{q}	$q \vee \tilde{q}$
T	F	T
F	T	T

(b) Tautology

Figure 6.39

Introducing the tautology and contradiction statements t and s respectively leads to the identity and complementary laws

Identity laws

$$p \vee s \equiv p \quad (s \text{ is the identity relative to } \vee)$$

$$p \wedge t \equiv p \quad (t \text{ is the identity relative to } \wedge)$$

Complementary laws

$$p \vee \tilde{p} \equiv t, \quad p \wedge \tilde{p} \equiv s$$

analogous to (6.3) and (6.4) for set algebra.

It then follows that the algebra of statements is another example of a Boolean algebra, with \vee and \wedge being the two binary operations, \sim being the unary operation and s and t the identity elements. Consequently all the results developed for the algebra of sets carry through to the algebra of statements with equivalence between \cup , \cap , $(\bar{\quad})$, \emptyset , \cup and \vee , \wedge , \sim , s , t respectively. These rules may then be used to reduce complex statements to simpler compound statements. These rules of the algebra of statements form the basis of propositional logic.

Example 6.17

Construct a truth table to verify the De Morgan laws for the algebra of statements analogous to (6.1) for the algebra of sets.

Solution The analogous De Morgan laws for statements are the negations

$$\widetilde{(p \vee q)} \equiv \tilde{p} \wedge \tilde{q}, \quad \widetilde{(p \wedge q)} \equiv \tilde{p} \vee \tilde{q}$$

whose validity is verified by the tables displayed in Figures 6.40 and 6.41.

p	q	\tilde{p}	\tilde{q}	$p \vee q$	$\widetilde{(p \vee q)}$	$\tilde{p} \wedge \tilde{q}$
T	T	F	F	T	F	F
T	F	F	T	T	F	F
F	T	T	F	T	F	F
F	F	T	T	F	T	T

Figure 6.40 Truth table for $\widetilde{(p \vee q)} \equiv \tilde{p} \wedge \tilde{q}$.

p	q	\tilde{p}	\tilde{q}	$p \wedge q$	$\widetilde{(p \wedge q)}$	$\tilde{p} \vee \tilde{q}$
T	T	F	F	T	F	F
T	F	F	T	F	T	T
F	T	T	F	F	T	T
F	F	T	T	F	T	T

Figure 6.41 Truth table for $\widetilde{(p \wedge q)} \equiv \tilde{p} \vee \tilde{q}$.

6.4.4 Exercises

32 Negate the following propositions:

- (a) Fred is my brother.
- (b) 12 is an even number.
- (c) There will be gales next winter.
- (d) Bridges collapse when design loads are exceeded.

33 Determine the truth values of the following propositions:

- (a) The world is flat.
- (b) $2^n + n$ is a prime number for some integer n .
- (c) $a^2 = 0$ implies $a = 0$ for all $a \in \mathbb{N}$.
- (d) $a + bc = (a + b)(a + c)$ for real numbers a, b and c .

34 Determine which of the following are propositions and which are not. For those that are, determine their truth values.

- (a) $x + y = y + x$ for all $x, y \in \mathbb{R}$.
- (b) $\mathbf{AB} = \mathbf{BA}$, where \mathbf{A} and \mathbf{B} are square matrices.
- (c) Academics are absent-minded.
- (d) I think that the world is flat.
- (e) Go fetch a policeman.
- (f) Every even integer greater than 4 is the sum of two prime numbers. (This is Goldbach's conjecture.)

35 Let A, B and C be the following propositions:

- A : It is raining
- B : The Sun is shining
- C : There are clouds in the sky

Translate the following into logical notation:

- (a) It is raining and the Sun is shining.
- (b) If it is raining then there are clouds in the sky.
- (c) If it is not raining then the Sun is not shining and there are clouds in the sky.
- (d) If there are no clouds in the sky then the Sun is shining.

36 Let A, B and C be as in Question 35. Translate the following logical expressions into English sentences:

- (a) $A \wedge B \rightarrow C$
- (b) $(A \rightarrow C) \rightarrow B$
- (c) $\tilde{A} \rightarrow (B \vee C)$
- (d) $(\tilde{A} \vee B) \wedge C$

37 Consider the ambiguous sentence

$$x^2 = y^2 \text{ implies } x = y \text{ for all } x \text{ and } y$$

- (a) Make the sentence into a proposition that is true.
- (b) Make the sentence into a proposition that is false.

6.4.5 Implications and proofs

p	q	$p \rightarrow q$
T	T	T
T	F	F
F	T	T
F	F	T

Figure 6.42
Truth table for $p \rightarrow q$.

A third type of compound statement of importance in propositional logic is that of **implication**, which lies at the heart of a mathematical argument. We have already met it briefly in Example 6.14, but here we give its formal definition. If p and q are two statements then we write the implication compound statement as

If p then q

which asserts that the truth of p guarantees the truth of q . Alternatively, we say

p implies q

and adopt the symbolism $p \rightarrow q$ (the notation $p \Rightarrow q$ is also commonly in use).

The truth table corresponding to $p \rightarrow q$ is given in Figure 6.42. From the truth table we see that $p \rightarrow q$ is false only when p is true and q is false. At first the observation that $p \rightarrow q$ is true whenever p is false may appear strange, but a simple example should

convince you. Suppose that prior to interviews for a senior management post within a company the candidate states

If I am appointed then company profits will rise

This is clearly an implication statement $p \rightarrow q$, with the statements p and q being

p : I am appointed

q : Company profits will rise

If the candidate is not appointed (that is, p is ‘false’) then the statement made by the candidate is not false – independently of whether or not the company profits will rise. Hence $p \rightarrow q$ must be ‘true’.

Example 6.18

Use truth tables to show that the following are tautologies:

- (a) $A \rightarrow A$, (b) $A \wedge (A \rightarrow B) \rightarrow B$

A	$A \rightarrow A$
F	T
T	T

Figure 6.43 Truth table for $A \rightarrow A$.

A	B	$A \rightarrow B$	$A \wedge (A \rightarrow B)$	$[A \wedge (A \rightarrow B)] \rightarrow B$
F	F	T	F	T
F	T	T	F	T
T	F	F	F	T
T	T	T	T	T

Figure 6.44 Truth table for $[A \wedge (A \rightarrow B)] \rightarrow B$.

Solution (a) The truth table in Figure 6.43 is easily constructed and shows that, no matter whether A is true or false, $A \rightarrow A$ is true. It is thus a tautology.

(b) The truth table shown in Figure 6.44 can be drawn, and we see that all the entries in the last column are true and the outcome of $A \wedge (A \rightarrow B) \rightarrow B$ is always true; it is thus a tautology.

The implication statement

$$q \rightarrow p$$

is called the **converse** of the statement $p \rightarrow q$, and it is perfectly possible for one to be true and the other to be false. For example, if p and q are defined by the statements

p : I go for a walk in the rain

q : I get wet

then the implication statements $p \rightarrow q$ and $q \rightarrow p$ are

If I go for a walk in the rain then I get wet

and

If I am getting wet then I am going for a walk in the rain

respectively. The first, $p \rightarrow q$, is true but the second, $q \rightarrow p$, is false (I could be taking a shower).

An implication statement that asserts both $p \rightarrow q$ and $q \rightarrow p$ is called **double implication**, and is denoted by

$$p \leftrightarrow q$$

which may be expressed verbally as

$$p \text{ if and only if } q$$

or ‘ p is a necessary and sufficient condition for q ’. Again the notation $p \leftrightarrow q$ is also frequently used to represent double implication.

It thus follows that $p \leftrightarrow q$ is defined to be

$$(p \rightarrow q) \wedge (q \rightarrow p)$$

and its truth table is given in Figure 6.45.

Figure 6.45

Truth table for $p \leftrightarrow q$.

p	q	$p \rightarrow q$	$q \rightarrow p$	$p \leftrightarrow q$
T	T	T	T	T
T	F	F	T	F
F	T	T	F	F
F	F	T	T	T

From Figure 6.45 we see that $p \leftrightarrow q$ is true if p and q have the same truth values, and is false if p and q have different truth values. It therefore follows that

$$(p \leftrightarrow q) \leftrightarrow (p \equiv q)$$

meaning that each of the statements $p \leftrightarrow q$ and $p \equiv q$ implies the other. We must be careful when interpreting implication when negation statements are involved. A commonly made mistake is to assume that if the implication

$$p \rightarrow q$$

is valid then the implication

$$\tilde{p} \rightarrow \tilde{q}$$

is also valid. A little thought should convince you that this is not necessarily the case. This can be confirmed by reconsidering the previous example, when the negations \tilde{p} and \tilde{q} would be

\tilde{p} : I do not go for a walk in the rain

\tilde{q} : I do not get wet

and $\tilde{p} \rightarrow \tilde{q}$ is

If I do not go for a walk in the rain then I do not get wet

Figure 6.46

The equivalence of $p \rightarrow q$ and $\tilde{q} \rightarrow \tilde{p}$.

p	q	\tilde{p}	\tilde{q}	$p \rightarrow q$	$\tilde{q} \rightarrow \tilde{p}$
T	T	F	F	T	T
T	F	F	T	F	F
F	T	T	F	T	T
F	F	T	T	T	T

(This is obviously false, since someone could throw a bucket of water over me.) So $p \rightarrow q$ and $\tilde{p} \rightarrow \tilde{q}$ have different truth values. The construction of the two truth tables will establish this rigorously. On the other hand, the implication statements $p \rightarrow q$ and $\tilde{q} \rightarrow \tilde{p}$ are equivalent, as can be seen from the truth table in Figure 6.46. The implication $\tilde{q} \rightarrow \tilde{p}$ is called the **contrapositive form** of the implication $p \rightarrow q$.

In mathematics we need to establish beyond any doubt the truth of statements. If we denote by p a type of statement called a **hypothesis** and by q a second type of statement called a **conclusion** then the implication $p \rightarrow q$ is called a **theorem**.

In general, p can be formed from several statements; there is, however, usually only one conclusion in a theorem. A sequence of propositions that end with a conclusion, each proposition being regarded as valid, is called a **proof**. In practice, there are three ways of proving a theorem. These are direct proof, indirect proof and proof by induction. **Direct proof** is, as its name suggests, directly establishing the conclusion by a sequence of valid implementations. Here is an example of direct proof.

Example 6.19

If $a, b, c, d \in \mathbb{R}$, prove that the inverse of the 2×2 matrix

$$\mathbf{A} = \begin{bmatrix} a & b \\ c & d \end{bmatrix} \quad (ad \neq bc) \quad \text{is} \quad \frac{1}{ad - bc} \begin{bmatrix} d & -b \\ -c & a \end{bmatrix}$$

Solution This has already been done (see Section 5.4). In the context of propositional logic, we conveniently split the proof as follows.

H_1 : If there exists a 2×2 matrix \mathbf{B} such that

$$\mathbf{AB} = \mathbf{BA} = \mathbf{I}_2$$

where \mathbf{I}_2 is the 2×2 identity matrix, then \mathbf{B} is the inverse of \mathbf{A}

$$H_2: \begin{bmatrix} \alpha & 0 \\ 0 & \alpha \end{bmatrix} = \alpha \begin{bmatrix} 1 & 0 \\ 0 & 1 \end{bmatrix} = \alpha \mathbf{I}_2$$

$$H_3: \begin{bmatrix} a & b \\ c & d \end{bmatrix} \begin{bmatrix} d & -b \\ -c & a \end{bmatrix} = \begin{bmatrix} d & -b \\ -c & a \end{bmatrix} \begin{bmatrix} a & b \\ c & d \end{bmatrix} = \begin{bmatrix} ad - bc & 0 \\ 0 & ad - bc \end{bmatrix}$$

Using H_2 , we deduce that

$$\begin{aligned} \begin{bmatrix} ad - bc & 0 \\ 0 & ad - bc \end{bmatrix} &= (ad - bc) \begin{bmatrix} 1 & 0 \\ 0 & 1 \end{bmatrix} \\ &= (ad - bc) \mathbf{I}_2 \end{aligned}$$

Dividing by $ad - bc$ then gives the result.

In this proof, H_1 is a definition and hence true, H_2 and H_3 are properties of matrices established in Chapter 5. (It is possible to split H_3 into arithmetical hypotheses detailing the process of matrix multiplication.) Hence

$$H_1 \wedge H_2 \wedge H_3 \text{ implies } \mathbf{A}^{-1} = \frac{1}{ad - bc} \begin{bmatrix} d & -b \\ -c & a \end{bmatrix}$$

thus establishing that the right-hand side is the inverse of \mathbf{A} .

We have seen that $p \rightarrow q$ and $\tilde{q} \rightarrow \tilde{p}$ are logically equivalent. The use of this in a proof sometimes makes the arguments easier to follow, and we call this an **indirect proof**. Here is an example of this.

Example 6.20

Prove that if $a + b \geq 15$ then either $a \geq 8$ or $b \geq 8$, where a and b are integers.

Solution Let p , q and r be the statements

$$p: a + b \geq 15 \quad q: a \geq 8 \quad r: b \geq 8$$

Then the negations of these statements are

$$\tilde{p}: a + b < 14 \quad \tilde{q}: a < 8 \quad \tilde{r}: b < 8$$

The statement to be proved can be put into logical notation

$$p \rightarrow (q \vee r)$$

This is equivalent to

$$\widetilde{(q \vee r)} \rightarrow \tilde{p}$$

or, using the De Morgan laws,

$$(\tilde{q} \wedge \tilde{r}) \rightarrow \tilde{p}$$

If we prove the truth of this implication statement then we have also proved that

$$p \rightarrow (q \vee r)$$

We have

$$\tilde{q} \wedge \tilde{r}: a < 8 \text{ and } b < 8$$

$$\tilde{p}: a + b < 14$$

Hence $\bar{p} \wedge \bar{r} \rightarrow \bar{p}$ is

$$a < 7 \text{ and } b < 7 \text{ implies } a + b < 14 \text{ for integers } a \text{ and } b$$

which is certainly true.

We have thus proved that $p \rightarrow (q \vee r)$, as required.

Another indirect form of proof is **proof by contradiction**. Instead of proving ‘ p is true’ we prove ‘ \bar{p} is false’. An example of this kind of indirect proof follows.

Example 6.21

Prove that $\sqrt{2}$ is irrational.

Solution Let p be the statement

$$p: \sqrt{2} \text{ is irrational}$$

then \bar{p} is the statement

$$\bar{p}: \sqrt{2} \text{ is rational}$$

Here are the arguments establishing that \bar{p} is ‘false’. If $\sqrt{2}$ is rational then there are integers m and n , with no common factor, such that

$$\sqrt{2} = \frac{m}{n}$$

Squaring this gives

$$2 = \frac{m^2}{n^2} \quad \text{or} \quad m^2 = 2n^2$$

This implies that m^2 is an even number, and therefore so is m . Hence

$$m = 2k \quad \text{with } k \text{ an integer}$$

So

$$m^2 = 4k^2$$

However, since $n^2 = \frac{1}{2}m^2$, this implies

$$n^2 = 2k^2$$

and therefore n^2 is also even, which means that n is even. But if both m and n are even, they have the factor 2 (at least) in common. We thus have a contradiction, since we have assumed that m and n have no common factors. Thus \bar{p} must be false. If \bar{p} is false then p is true, and hence we have proved that $\sqrt{2}$ is irrational.

The final method of proof we shall examine is **proof by induction**. If $p_1, p_2, \dots, p_n, \dots$ is a sequence of propositions, n is a natural number and

- (a) p_1 is true (the **basis for induction**)
- (b) if p_n is true then p_{n+1} is true (the **induction hypothesis**)

then p_n is true for all n **by induction**. Proof by induction is used extensively by mathematicians to establish formulae. Here is such an example.

Example 6.22

Use mathematical induction to show that

$$1 + 2 + \dots + N = \frac{1}{2}N(N + 1) \quad (6.8)$$

for any natural number N .

Solution

Let us follow the routine for proof by induction.

First of all, we set $N = 1$ in the proposition (6.8):

$$1 = \frac{1}{2}1(1 + 1)$$

which is certainly true. Now we set $N = n$ in (6.8) and assume the statement is true:

$$1 + 2 + \dots + n = \frac{1}{2}n(n + 1) \quad (6.9)$$

We now have to show that

$$1 + 2 + \dots + n + (n + 1) = \frac{1}{2}(n + 1)(n + 2) \quad (6.10)$$

which is the proposition (6.8) with N replaced by $n + 1$. If we add $n + 1$ to both sides of (6.9) then the right-hand side becomes

$$\frac{1}{2}n(n + 1) + (n + 1)$$

which can be rewritten as

$$\left(\frac{1}{2}n + 1\right)(n + 1) = \frac{1}{2}(n + 1)(n + 2)$$

thus establishing the proof of the induction hypothesis. The truth of (6.8) then follows by induction.

6.4.6 Exercises

38 The **counterexample** is a good way of disproving assertions. (Examples can *never* be used as proof.) Find counterexamples for the following assertions:

- (a) $2^n - 1$ is a prime for every $n \geq 2$
- (b) $2^n + 3^n$ is a prime for all $n \in \mathbb{N}$
- (c) $2^n + n$ is prime for every positive odd integer n

39 Give the converse and contrapositive for each of the following propositions:

- (a) $A \rightarrow (B \wedge C)$
- (b) If $x + y = 1$ then $x^2 + y^2 \geq 1$
- (c) If $2 + 2 = 4$ then $3 + 3 = 9$

40 Construct the truth tables for the following:

- (a) $A \wedge \bar{A}$
- (b) $\bar{A} \vee \bar{B}$
- (c) $(A \wedge B) \rightarrow C$
- (d) $\overline{((A \wedge B) \rightarrow C)}$

41 Prove or disprove the following:

- (a) $(B \rightarrow A) \leftrightarrow (A \wedge B)$
- (b) $(A \wedge B) \rightarrow (A \rightarrow B)$
- (c) $(A \wedge B) \rightarrow (A \vee B)$

Note that to *disprove* a tautology, only one line of a truth table is required.

42 Use contradiction to show that $\sqrt{3}$ is irrational.

- 43 Prove or disprove the following:
- The sum of two even integers is an even integer.
 - The sum of two odd integers is an odd integer.
 - The sum of two primes is never a prime.
 - The sum of three consecutive integers is divisible by 3.
- Indicate the methods of proof where appropriate.
- 44 Prove that the number of primes is infinite by contradiction.
- 45 Use induction to establish the following results:
- $\sum_{k=1}^n k^2 = \frac{1}{6}n(n+1)(2n+1)$ (n a natural number)
 - $4 + 10 + 16 + \dots + (6n - 2) = n(3n + 1)$ ($n \in \mathbb{N}$)
- $(2n + 1) + (2n + 3) + (2n + 5) + \dots + (4n - 1) = 3n^2$ (n a natural number)
 - $1^3 + 2^3 + \dots + n^3 = (1 + 2 + \dots + n)^2$ (n a natural number)
- (Hint: Use $1 + 2 + \dots + n = \frac{1}{2}n(n + 1)$, established in the text.)
- 46 Prove that $11^n - 4^n$ is divisible by 7 for all natural numbers n .
- 47 Consider the following short procedure:
- Step 1: Let $S = 1$
 - Step 2: Print S
 - Step 3: Replace S by $S + 2\sqrt{S} + 1$ and go back to step 2
- List the first four printed values of S , and prove by induction that $S = n^2$ the n th time the procedure reaches step 2.

6.5 Engineering application: decision support

In the early 1960s many people believed that machines could be made to think and that computers that could, for instance, automatically translate text from one language to another or make accurate medical diagnoses would soon be available. The problems associated with creating machines that could undertake these tasks are well illustrated by the story (possibly apocryphal but none the less salutary) of the early language-translating machine that was asked to translate the English sentence ‘The spirit is willing but the flesh is weak’, into Russian. The machine’s attempt was found to read, in Russian, ‘The vodka is very strong but the meat has gone off.’ Problems such as these and the growing appreciation of the sheer magnitude of the computing power needed to undertake these intelligent tasks (an effect often referred to as the ‘combinatorial explosion’) finally resulted in the realization that thinking machines were further away than some scientists had thought. Interest waned for twenty years until, in the early 1980s, advances both in our understanding of theoretical issues in computer software and in the design of computer hardware again brought the achievement of intelligent tasks by computers nearer reality. In the twenty-first century such issues are still live.

A modern approach to producing intelligent machines (or at least machines that seem intelligent) is through ‘decision support systems’. The basis of such a system is a database of facts and rules together with an ‘inference engine’, that is, a computer program that matches some query with the known facts and rules and determines the answer to the query. The phrase ‘data mining’ has been coined to describe the finding of hidden and unexpected patterns in large databases. Decision trees and predicate logic are usually behind modern data mining techniques. The essence of the ‘intelligence’ of the system is the way in which the inference engine is able to combine the known facts,

using the given rules together with the general methods of proof that we discussed in the previous section, to answer queries that could not be answered by direct interrogation of the database of facts. The theoretical basis of these systems lies in propositional logic and predicate calculus. The facts and rules of the expert system's database loosely correspond to the concepts of proposition and predicate that we discussed (see Section 6.4).

Decision support systems that are able to answer routine queries in certain restricted areas of knowledge are now in everyday use in industry, commerce and public service. Such systems can, for instance, help tax lawyers advise clients, help geologists assess the results of seismographic tests, or advise disabled people on the benefits to which they are entitled. Nearer home, the same techniques are used in computer programs that can help with the routine drudgery of mathematics, differentiating, integrating and manipulating expressions with a speed and accuracy that humans cannot match. It is easy to envisage that these systems will eventually undertake some of the work of the design engineer or design building structures and carry out the routine tasks of architecture (routing cables and pipework within a building, for instance). Here we shall give more of the flavour of decision support systems by an example in the domain of family relationships.

Imagine that a decision support system has a set of facts about the relationships in a certain family, such as those shown in Figure 6.47. It is easy for a human to deduce that the family tree is that shown in Figure 6.48 (assuming, of course, that no one in the family has been married more than once and that all the children were born within wedlock). From the family tree a human could ascertain the truth of some further statements about the family. For instance, it is obvious that the statement 'Peter is the grandfather of David' is true and that the statement 'Alan is the brother of Robert' is false.

- (1) Peter is the father of Robert
- (2) James is the father of Alan
- (3) Anne is the mother of Robert
- (4) Anne is the mother of Melanie
- (5) Lilian is the mother of David
- (6) Robert is the father of Jennifer
- (7) James is the brother of Peter
- (8) Lilian is the wife of Robert
- (9) Alan is the son of Martha

Figure 6.47 A short database of facts about family relationships.

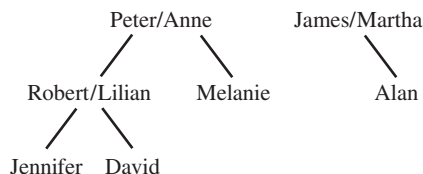


Figure 6.48 The family tree deduced from the facts in the database.

A decision support system can equally well be designed to evaluate the truth of such statements. In order to do so it needs, as well as the facts, some rules about how relationships combine. A typical set of rules is shown in Figure 6.49. If we were to ask if the statement 'Peter is a grandparent of David' is true the system might reason as follows:

From fact (1) Peter is the father of Robert;
therefore, from rule (1), Peter is a parent of Robert.

From fact (8) Lilian is the wife of Robert;
therefore, from rule (4), Lilian is the spouse of Robert;
therefore, from rule (7), Robert is the spouse of Lilian.

From fact (5) Lilian is the mother of David;
therefore, from rule (2), Lilian is a parent of David.

Figure 6.49

A short database of rules about family relationships.

- (1) If X is the father of Y
then X is a parent of Y
- (2) If X is the mother of Y
then X is a parent of Y
- (3) If X is a parent of Y
and Y is a parent of Z
then X is a grandparent of Z
- (4) If X is the wife of Y
then X is the spouse of Y
- (5) If X is the husband of Y
then X is the spouse of Y
- (6) If X is the spouse of Y
and Y is a parent of Z
then X is a parent of Z
- (7) If X is the spouse of Y
then Y is the spouse of X

Now it has been proved that Robert is the spouse of Lilian and that Lilian is a parent of David; therefore, from rule (6), Robert is a parent of David.

Finally, it has been proved that Peter is a parent of Robert and Robert is a parent of David; therefore, from rule (3), Peter is a grandparent of David.

A little more is needed to deduce that Peter is the grandfather of David and this is left as an exercise for the reader.

Of course, the system needs a way of determining which rule to try to apply next in seeking to prove the truth of the query. That is the role of the part of the program called the inference engine – the inference engine attempts to prove the truth of the query by using rules in the most effective order and in such a way as to leave no possible path to a proof unexplored. In many decision support systems this is achieved by using a search algorithm.

It is interesting to ask how such a system can prove that some assertion ('Alan is the brother of Robert' for instance) is false. Most systems tackle this by exhaustively trying every possible way of proving that the assertion is true. Then, if this fails, to most systems, it actually means merely that, given the facts and rules at the disposal of the systems, the assertion cannot be proved to be true. There are obviously dangers in this approach, since an incomplete database may lead a decision support system to classify as false an assertion that, given more complete data, can be shown to be true. If, for instance, we were to ask the family decision support system if the statement 'Alan is the cousin of Robert' is true, the system would allege it was not. On the other hand, if we gave the system some further, more sophisticated, rules about relationships then it would be able to deduce that the statement is actually true.

Other related topics for decision support include artificial intelligence applications such as interactive genetic algorithms and machine learning that are outside the scope of this book.

6.6 Engineering application: control

We consider a simplified model of a container for chemical reactions and design a circuit that involves four variables: upper and lower contacts for each of the temperature and pressure gauges. The control of the reaction within the container is managed using

a mixing motor, a cooling-water valve, a heating device and a safety valve. We will analyse the control of the reaction given the following data and notation:

$T_L = 0, T_u = 0$	temperature is too low
$T_L = 1, T_u = 0$	temperature is correct
$T_L = 1, T_u = 1$	temperature is too high
$p_L = 0, p_u = 0$	pressure is too low
$p_L = 1, p_u = 0$	pressure is correct
$p_L = 1, p_u = 1$	pressure is too high
$m = 0, 1$	mixing motor is off, on
$c = 0, 1$	cooling-water valve is off, on
$h = 0, 1$	heating is off, on
$s = 0, 1$	safety valve is closed, open

Figure 6.50 shows the container. The table in Figure 6.51 gives nine states – three initial states, three normal states and three danger states – exemplified by the pressure in the vessel. From this table we can write down that

$$s = T_L \cdot T_u \cdot p_L \cdot p_u$$

Figure 6.50

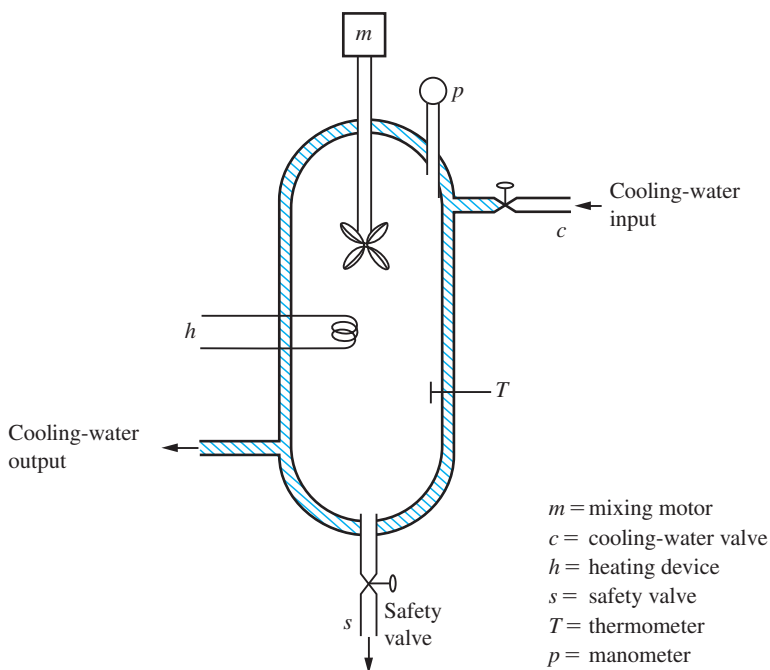


Figure 6.51

	T_L	T_u	p_L	p_u	h	c	m	s	Comments
Initial state (low pressure)	0	0	0	0	1	0	1	0	Gauges off; switch on motor and heater
	1	0	0	0	1	0	0	0	Correct temperature; switch off motor
	1	1	0	0	0	0	1	0	Temperature too high; heater off, motor on
Normal state (pressure acceptable)	0	0	1	0	1	0	0	0	Cold; heater on
	1	0	1	0	0	0	0	0	Normal; heater off
	1	1	1	0	0	1	1	0	Hot; motor on, cooling water in
Danger state (pressure high)	0	0	1	1	0	0	1	0	Low temperature; motor on
	1	0	1	1	0	1	1	0	Normal temperature; motor on, cooling water in
	1	1	1	1	0	1	1	1	High temperature; $c = m = s = 1$ to try to prevent an explosion!

that is, the safety valve is only open when the temperature and pressure are too high. The Boolean expressions for h , c and m are obtained by taking the union of the rows of T_u , T_L , p_u and p_L that have 1 under the columns headed h , c and m respectively. Hence

$$\begin{aligned} h &= (\bar{T}_L \cdot \bar{T}_u \cdot \bar{p}_L \cdot \bar{p}_u) + (T_L \cdot \bar{T}_u \cdot \bar{p}_L \cdot \bar{p}_u) + (\bar{T}_L \cdot \bar{T}_u \cdot p_L \cdot \bar{p}_u) \\ &= (\bar{T}_L + T_L) \cdot (\bar{T}_u \cdot \bar{p}_L \cdot \bar{p}_u) + (\bar{T}_L \cdot \bar{T}_u \cdot p_L \cdot \bar{p}_u) \end{aligned}$$

using the distributive law, $\bar{T}_u \cdot \bar{p}_L \cdot \bar{p}_u$ being a common factor

$$\begin{aligned} &= 1 \cdot (\bar{T}_u \cdot \bar{p}_u) \cdot (\bar{p}_L + (\bar{T}_L \cdot p_L)) \\ &= (\bar{T}_u \cdot \bar{p}_u) \cdot (\bar{p}_L + \bar{T}_L) \end{aligned}$$

which is a considerable simplification. Similarly, c is given by

$$c = (T_L \cdot T_u \cdot p_L \cdot \bar{p}_u) + (T_L \cdot \bar{T}_u \cdot p_L \cdot p_u) + (T_L \cdot T_u \cdot p_L \cdot p_u)$$

Combining the first and last, and using $p_u + \bar{p}_u = 1$, gives

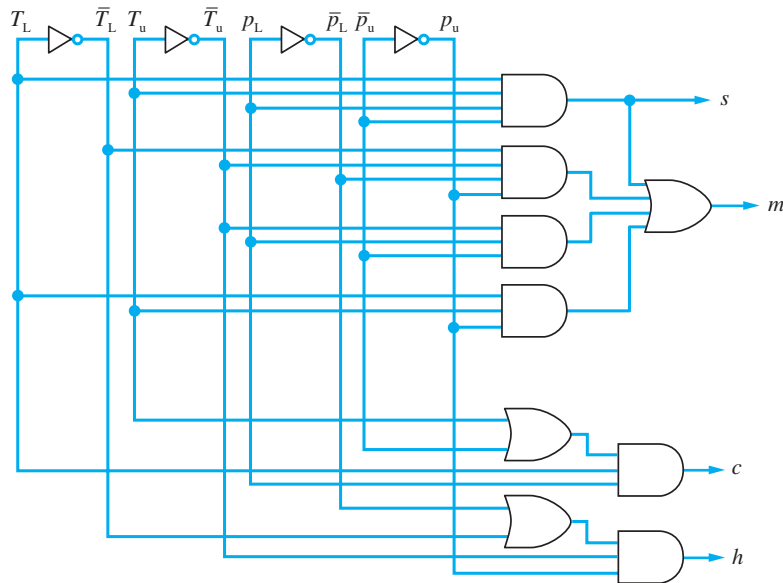
$$\begin{aligned} c &= (T_L \cdot T_u \cdot p_L) + (T_L \cdot \bar{T}_u \cdot p_L \cdot p_u) \\ &= (T_L \cdot p_L) \cdot (T_u + (\bar{T}_u \cdot p_u)) \\ &= (T_L \cdot p_L) \cdot (T_u + p_u) \end{aligned}$$

Finally, for m , which has six entries as 1, we get the more complicated expression

$$\begin{aligned} m &= (\bar{T}_L \cdot \bar{T}_u \cdot \bar{p}_L \cdot \bar{p}_u) + (T_L \cdot T_u \cdot \bar{p}_L \cdot \bar{p}_u) + (T_L \cdot T_u \cdot p_L \cdot \bar{p}_u) \\ &\quad + (\bar{T}_L \cdot \bar{T}_u \cdot p_L \cdot p_u) + (T_L \cdot \bar{T}_u \cdot p_L \cdot p_u) + (T_L \cdot T_u \cdot p_L \cdot p_u) \end{aligned}$$

Labelling these brackets 1, ..., 6, and leaving 1 and 6 alone, we note that 2 and 3 combine since $T_L \cdot T_u \cdot \bar{p}_u$ is common, and 4 and 5 combine since $\bar{T}_u \cdot p_L \cdot p_u$ is common; hence

Figure 6.52



$$m = (\bar{T}_L \cdot \bar{T}_u \cdot \bar{P}_L \cdot \bar{P}_u) + (T_L \cdot T_u \cdot P_L \cdot P_u) + (T_L \cdot T_u \cdot \bar{P}_u) + (\bar{T}_u \cdot P_L \cdot P_u)$$

Thus we can draw the control of the vessel in terms of the switching circuit in Figure 6.52.

6.7 Review exercises (1–23)

1

If $U = \{1, 2, 3, 4, 5, 6, 7, 8, 9\}$, $A = \{2, 4, 6\}$,
 $B = \{1, 3, 5, 7\}$ and $C = \{2, 3, 4, 7, 8\}$ find the sets

- (a) $\overline{A \cup B}$ (b) $C - A$ (c) $\bar{C} \cap \bar{B}$

2

Let $A = \{n \in \mathbb{N}, n \leq 11\}$

$B = \{n \in \mathbb{N}, n \text{ is even and } n \leq 20\}$

$C = \{10, 11, 12, 13, 14, 15, 17, 20\}$

Write down the sets

- (a) $A \cap B$ (b) $A \cap B \cap C$
 (c) $A \cup (B \cap C)$

and verify that $(A \cup B) \cap (A \cup C) = A \cup (B \cap C)$.

3

If A , B and C are defined as in Question 2, and the universal set is the set of all integers less than or equal to 20, find the following sets:

- (a) \bar{A} (b) $\bar{A} \cup \bar{B}$
 (c) $\overline{A \cup B}$ (d) $A \cap (\overline{B \cup C})$

Verify the De Morgan laws for A and B .

4

The sets A and B are defined by

$$A = \{x: x^2 + 6 = 5x \text{ or } x^2 + 2x = 8\}$$

$$B = \{2, 3, 4\}$$

Which of the following statements is true?

- (a) $A \neq B$
 (b) $A = B$

Give reasons for your answers.

5

(a) Simplify the Boolean functions

$$f = (A \cap \bar{B} \cap C) \cup (A \cap (B \cup \bar{C}))$$

$$g = ((\bar{A} \cup \bar{B}) \cap C) \cap ((\bar{C} \cup A) \cap B)$$

(b) Draw Venn diagrams to verify that

$$(A \cap \bar{B}) \cup (\bar{A} \cap B) = A \cup B$$

if and only if $A \cap B = \emptyset$.

6

In an election there are three candidates and 800 voters. The voters may exercise one, two or three votes each. The following results were obtained:

<i>Votes cast</i>	240	400	500	
<i>Candidate</i>	A	B	C	

<i>Voters</i>	110	90	200	50
<i>Candidates</i>	B and C	A and C	A and B	A and B and C

Show that these results are inconsistent if all the voters use at least one vote.

7 Draw switching circuits to establish the truth of the following laws:

- (a) $p + p \cdot q = p$
- (b) $p + \bar{p} \cdot q = p + q$
- (c) $p \cdot q + p \cdot r = p \cdot (q + r)$
- (d) $(p + q) \cdot (p + r) = p + q \cdot r$

Use these to simplify the expression

$$s = p \cdot \bar{p} + p \cdot q + \bar{p} \cdot r + q \cdot r$$

so that s only contains two pairs of products added.

8 Write down, in set theory notation, expressions corresponding to the outputs in (a) Figure 6.53 and (b) Figure 6.54.

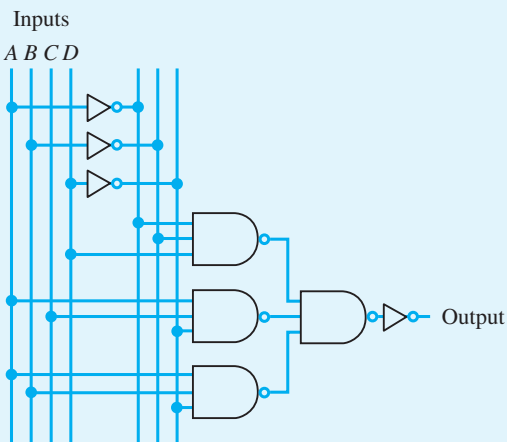


Figure 6.53

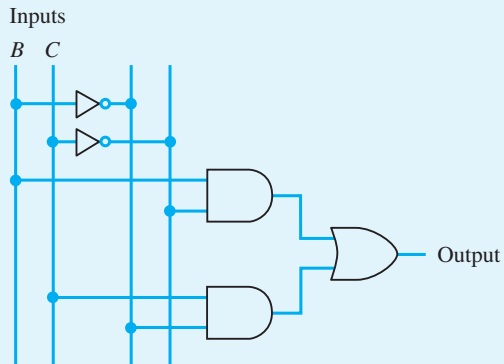


Figure 6.54

9 Draw a switching circuit with inputs x, y, z and u to correspond to the following expressions:

- (a) $(x \cdot y \cdot z \cdot u) + (\bar{x} \cdot \bar{y} \cdot z \cdot u) + (x \cdot \bar{u})$
- (b) $(\bar{x} \cdot \bar{y}) + (\bar{z} \cdot \bar{u}) + (x \cdot y \cdot z)$
- (c) $(x \cdot y \cdot z \cdot u) + (\bar{x} \cdot \bar{y} \cdot z \cdot u) + (x \cdot \bar{y} \cdot \bar{z} \cdot u) + (\bar{x} \cdot y \cdot z \cdot \bar{u}) + (\bar{x} \cdot y \cdot \bar{z} \cdot u) + (\bar{x} \cdot \bar{y} \cdot \bar{z} \cdot u)$

For (c) establish the output for the input states

- (i) $x = y = 1, z = u = 0$
- (ii) $x = 1, y = z = u = 0$

10 Write down truth tables for the following expressions:

- (a) $p \wedge q$
- (b) $p \vee q$
- (c) $p \rightarrow q$

The contrapositive of the conditional statement $p \rightarrow q$ is defined as $\bar{q} \rightarrow \bar{p}$.

(d) Use truth tables to show that

$$\bar{q} \rightarrow \bar{p} \equiv p \rightarrow q$$

(e) Use truth tables to evaluate the status of the expression

$$(p \vee q) \wedge (\bar{p} \wedge \bar{q}) \rightarrow p$$

(f) By taking the contrapositive of this conditional statement and using (d) together with the De Morgan laws (see Example 6.6) show that

$$\bar{p} \rightarrow (\bar{p} \wedge \bar{q}) \vee (\bar{p} \wedge q)$$

is a tautology.

- 11 Reduce the following Boolean expressions by taking complements:

(a) $\overline{[(\overline{p \cdot q}) \cdot p][(\overline{p \cdot q}) \cdot q]}$

(b) $\overline{(p + q + \bar{r}) \cdot (\overline{p \cdot q} + \bar{r} \cdot s) + q \cdot r \cdot \bar{s}}$

(c) $\overline{(p \cdot q \cdot r + q \cdot \bar{r} \cdot s) + (\overline{q \cdot r \cdot s} + \bar{q} \cdot \bar{r} \cdot \bar{s} + q \cdot r \cdot \bar{s})}$

- 12 (a) Simplify the Boolean expressions

(i) $p \cdot r + p \cdot q \cdot r + q \cdot \bar{r} \cdot s + \bar{q} \cdot r \cdot \bar{s} + p \cdot q \cdot r \cdot s$

(ii) $\overline{[(\bar{p} + q) \cdot (\bar{r} + s)] \cdot (\bar{s} + p) + r}$

- (b) Show the Boolean function $p \cdot q + \bar{p} \cdot \bar{r}$ on a Venn diagram.

- 13 A lift (elevator) services three floors. On each floor there is a call button to call the lift. It is assumed that at the moment of call the cabin is stationary at one of the three floors. Using these six input variables, determine a control that moves the motor in the right direction for the current situation. (*Hint*: There are 24 combinations to consider.)

- 14 There are four people on a TV game show. Each has a 'Yes/No' button for recording opinions. The display must register 'Yes' or 'No' according to a majority vote.

- (a) Derive a truth table for the above.
 (b) Write down the Boolean expression for the output.
 (c) Simplify this expression and suggest a suitable circuit.
 (d) If there is a tie, the host has a 'casting vote'. Modify the above circuit to indicate this.

- 15 Consider the following logical statements:

- (a) Mike never smokes dope.
 (b) Rick smokes if, and only if, Mike and Vivian are present.
 (c) Neil smokes under all conditions – even by himself.
 (d) Vivian smokes if, and only if, Mike is not present.

The police raid: determine the state of there being no dope smoking in terms of M, R, N and V's presence (Mike, Rick, Neil and Vivian respectively).

- 16 Find the explicit Boolean function for the logic circuit of Figure 6.55. Show that the function simplifies to $f = q \cdot \bar{r}$ and draw two different simplified circuits which may be used to represent the circuit.

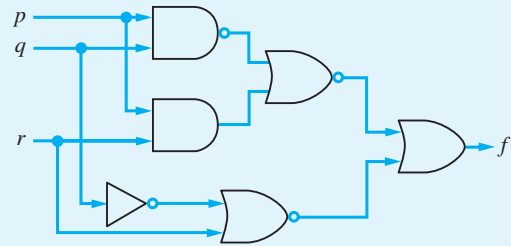


Figure 6.55

- 17 Which of the following statements are propositions? For those that are not, say why and suggest ways of changing them so that they become propositions. For those that are, comment on their truth value.

- (a) Julius Caesar was prime minister of Great Britain.
 (b) Stop hitting me.
 (c) Turn right at the next roundabout.
 (d) The Moon is made of green cheese.
 (e) If the world is flat then $3 + 3 = 6$.
 (f) If you get a degree then you will be rich.
 (g) $x + y + z = 0$.
 (h) The 140th decimal digit in the representation of π is 8.
 (i) There are five Platonic solids.

- 18 (a) Draw up truth tables to represent the statements

(i) p is equivalent to q

(ii) p implies q

- (b) Using the algebra of statements, represent the truth of the statements below in tabular form

and hence determine whether they are true or false:

- (i) If p implies q , and r implies q , then either r implies p or p implies r .
- (ii) If p is equivalent to q , and q is equivalent to r , then p implies r .

- 19 A panel light in the control room of a satellite launching site is to go on if the pressure in both the oxidizer and fuel tanks is equal to or above a required minimum value and there are 15 minutes or less to ‘lift-off’, or if the pressure in the oxidizer tank is equal to or above the required minimum value and the pressure in the fuel tank is below the required minimum value but there are more than 15 minutes to ‘lift-off’, or if the pressure in the oxidizer tank is below the required minimum value but there are more than 15 minutes to ‘lift-off’. By using a truth table, write down a Boolean expression to represent the state of the panel light. Minimize the Boolean function.

- 20 In the control problem of Section 6.6 show that h may also be expressed as

$$h = \overline{T_u + p_u + p_L \cdot T_L}$$

Compare the resulting control switching circuit with that of Figure 6.52.

- 21 Write down all subsets of the set $A = \{p, q, r, s\}$ that contain the product of *four* of p, q, r, s or their complement. Represent these on a Venn diagram. [The ideas are pursued through Karnaugh maps which are outside the scope of this text.]
- 22 State the converse and contrapositive of each of the following statements:
- (a) If the train is late, I will not go.
 - (b) If you have enough money, you will retire.
 - (c) I cannot do it unless you are there too.
 - (d) If you go, so will I.
- 23 An island is inhabited by two tribes of vicious cannibals and, sadly, you are a prisoner of one of them. One tribe always tell the truth, the other tribe always lie. Unfortunately both tribes look identical. They will answer ‘yes’ or ‘no’ to a single question they will allow you. The God of one tribe is female, the God of the other tribe is male, and if you correctly state the sex of their God they will set you free. Use truth tables to help you formulate a question that will enable you to survive.

7

Sequences, Series and Limits

Chapter 7 Contents

7.1	Introduction	471
7.2	Sequences and series	471
7.3	Finite sequences and series	478
7.4	Recurrence relations	485
7.5	Limit of a sequence	498
7.6	Infinite series	506
7.7	Power series	513
7.8	Functions of a real variable	522
7.9	Continuity of functions of a real variable	529
7.10	Engineering application: insulator chain	536
7.11	Engineering application: approximating functions and Padé approximants	537
7.12	Review exercises (1–25)	539

7.1 Introduction

In the analysis of practical problems, certain mathematical ideas and techniques appear in many different contexts. One such idea is the concept of a sequence. Sequences occur in management activities such as the determination of programmes for the maintenance of hardware or production schedules for bulk products. They also arise in investment plans and financial control. They are intrinsic to computing activities, since the most important feature of computers is their ability to perform sequences of instructions quickly and accurately. Sequences are of great importance in the numerical methods that are essential for modern design and the development of new products. As well as illustrating these basic applications, we shall show how these simple ideas lead to the idea of a limit, which is a prerequisite for a proper understanding of the calculus and numerical methods. Without that understanding, it is not possible to form mathematical models of real problems, to solve them or to interpret their solutions adequately. At the same time, we shall illustrate some of the elementary properties of the standard functions described previously (see Chapter 2) and how they link together, and we shall look forward to further applications in more advanced engineering applications, in particular to the work on Z transforms contained in the companion text *Advanced Modern Engineering Mathematics*.

7.2 Sequences and series

7.2.1 Notation

Consider a function f whose domain is the set of whole numbers (non-negative integers) $\{0, 1, 2, 3, \dots\}$. The set of values of the function $\{f(0), f(1), f(2), f(3), \dots\}$ is called a **sequence**. Usually we denote the values using a subscript, so that $f(0) = f_0$, $f(1) = f_1$, $f(2) = f_2$ and so on. Often we list the elements of a sequence in order, on the assumption that the first in the list is f_0 , the second is f_1 and so on. For example, we may write

‘Consider the sequence 1, 1, 2, 3, 5, 8, 13, 21, 34, ...’

implying $f_0 = 1$, $f_1 = 1$, $f_2 = 2$, $f_3 = 3$, $f_4 = 5$, $f_5 = 8$, $f_6 = 13$, $f_7 = 21$, $f_8 = 34$ and so on. In this example the continuation dots ... are used to imply that the sequence does not end. Such a sequence is called an **infinite** sequence to distinguish it from **finite** or **terminating** sequences. The finite sequence $\{f_0, f_1, \dots, f_n\}$ is often denoted by $\{f_k\}_{k=0}^n$ and the infinite sequence by $\{f_k\}_{k=0}^{\infty}$. When the context makes the meaning clear, the notation is further abbreviated to $\{f_k\}$. Here the letter k is used as the ‘counting’ variable. It is a **dummy variable** in the sense that we could replace it by any other letter and not change the result. Often n and r are used as dummy variables.

Example 7.1

A bank pays interest at a fixed rate of 8.5% per year, compounded annually. A customer deposits the fixed sum of £1000 into an account at the beginning of each year. How much is in the account at the beginning of each of the first four years?

Solution Let $\text{£}x_n$ denote the amount in the account at the beginning of the $(n + 1)$ th year. Then

$$\text{Amount at beginning of 1st year} \quad x_0 = 1000$$

$$\text{Amount at beginning of 2nd year} \quad x_1 = 1000\left(1 + \frac{8.5}{100}\right) + 1000 = 2085$$

$$\text{Amount at beginning of 3rd year} \quad x_2 = 2085(1 + 0.085) + 1000 = 3262.22$$

$$\text{Amount at beginning of 4th year} \quad x_3 = 3262.22(1.085) + 1000 = 4539.51$$

We can see that in general

$$x_n = 1.085x_{n-1} + 1000$$

This is a **recurrence relation**, which gives the value of each element of the sequence in terms of the value of the previous element.

Example 7.2

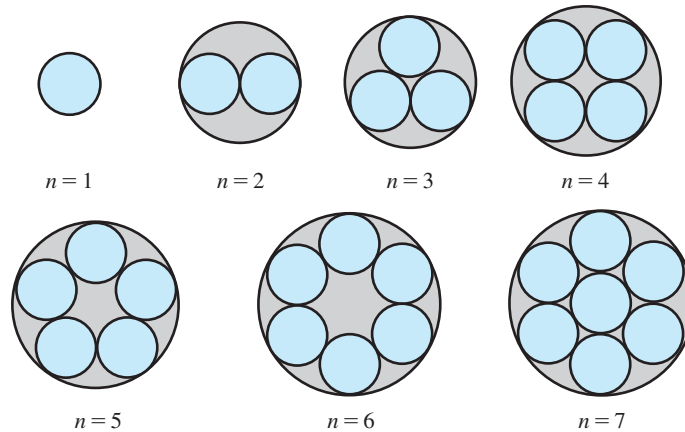
Consider, again, the ducting of a number of cables of the same diameter d (Example 2.2). The diameter D_n of the smallest duct with circular cross-section depends on the number n of cables to be enclosed, as shown in Figure 7.1:

$$D_0 = 0, \quad D_1 = d, \quad D_2 = 2d, \quad D_3 = (1 + 2\sqrt{3})d, \quad D_4 = (1 + \sqrt{2})d$$

$$D_5 = \frac{1}{4}\sqrt{[2(5 - \sqrt{5})]}d, \quad D_6 = 3d, \quad D_7 = 3d, \dots$$

Thus the duct diameters form a sequence of values $\{D_1, D_2, D_3, \dots\} = \{D_n\}_{n=1}^{\infty}$.

Figure 7.1
Enclosing a
number of cables
in a circular duct.



Example 7.3

A computer simulation of the crank and connecting rod mechanism considered in Example 2.44 evaluates the position of the end Q of the connecting rod at equal intervals of the angle x° . Given that the displacement y of Q satisfies

$$y = r \cos x^\circ + \sqrt{(l^2 - r^2 \sin^2 x^\circ)}$$

find the sequence of values of y where $r = 5$, $l = 10$ and the interval between successive values of x° is 1° .

Solution In this example the independent variable x is restricted to the sequence of values $\{0, 1, 2, \dots, 360\}$. The corresponding sequence of values of y can be calculated from the formula

$$\begin{aligned}y_k &= 5 \cos k^\circ + \sqrt{(100 - 25 \sin^2 k^\circ)} \\ &= 5[\cos k^\circ + \sqrt{(4 - \sin^2 k^\circ)}] \\ &= 5[\cos k^\circ + \sqrt{(3 + \cos^2 k^\circ)}]\end{aligned}$$

Thus

$$\{y_k\}_{k=0}^{360} = \{15, 14.999, 14.995, 14.990, \dots, 14.999, 15\}$$

This example is considered again later (see Section 12.5).

Notice how in Example 7.3 we did not list every element of the sequence. Instead, we relied on the formula for y_k to supply the value of a particular element in the sequence. In Example 7.1 we could use the recurrence relation to determine the elements of the sequence. In Example 7.2, however, there is no formula or recurrence relation that enables us to work out the elements of the sequence. These three examples are representative of the general situation.

A **series** is an extended sum of terms. For example, a very simple series is the sum

$$1 + 2 + 3 + 4 + 5 + 6 + 7 + 8 + 9 + 10 + 11$$

When we look for a general formula for summing such series, we effectively turn it into a sequence, writing, for example, the sum to eleven terms as S_{11} and the sum to n terms as S_n , where

$$S_n = 1 + 2 + 3 + \dots + n = \sum_{k=1}^n k$$

Series often occur in the mathematical analysis of practical problems and we give some important examples later in this chapter.

7.2.2 Graphical representation of sequences

Sequences, as remarked earlier, are functions whose domains are the non-negative integers. We can display their properties using a conventional graph with the independent variable (now an integer n) represented as points along the positive x axis. This will show the behaviour of the sequence for low values of n but will not display the whole behaviour adequately. An alternative approach displays the terms of the sequence against the values of $1/n$. This enables us to see the whole sequence but in a rather ‘telescoped’ manner. When the terms of a sequence are generated by a recurrence relation a third method, known as a **cobweb diagram**, is available to us. We will illustrate these three methods in the examples below.

Example 7.4

Calculate the sequence $\left\{1 + \frac{(-1)^n}{n}\right\}_{n=1}^{10}$ and illustrate the answer graphically.

Solution By means of a calculator we can obtain the terms of the sequence explicitly (to 2dp) as

$$\{0, 1.50, 0.67, 1.25, 0.80, 1.17, 0.86, 1.12, 0.89, 1.10\}$$

The graph of this function is strictly speaking the set of points

$$\{(1, 0), (2, 1.5), (3, 0.67), \dots, (10, 1.1)\}$$

These can be displayed on a graph as isolated points but it is more helpful to the reader to join the points by straight line segments, as shown in Figure 7.2. The figure tells us that the values of the sequence oscillate about the value 1, getting closer to it as n increases.

Example 7.5

Calculate the sequence $\{n^{1/n}\}_{n=4}^{10}$ and show the points $\{(1/n, n^{1/n})\}_{n=4}^{10}$ on a graph.

Solution Using a calculator we obtain (to 2dp)

$$\{n^{1/n}\}_{n=4}^{10} = \{1.41, 1.38, 1.35, 1.32, 1.30, 1.28, 1.26\}$$

and the set of points is

$$\{(1/n, n^{1/n})\}_{n=4}^{10} = \{(0.25, 1.41), (0.2, 1.38), \dots, (0.1, 1.26)\}$$

In Figure 7.3 these points are displayed with a smooth curve drawn through them. The graph suggests that as n increases (that is, $1/n$ decreases), $n^{1/n}$ approaches the value 1.

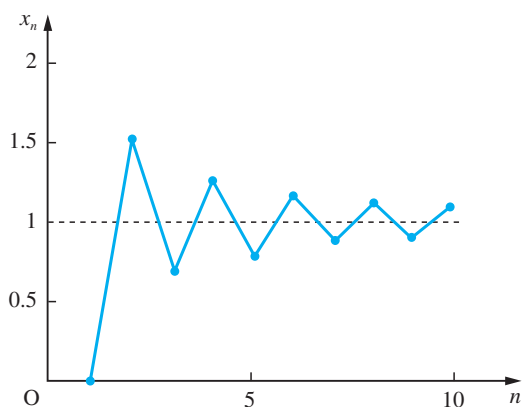


Figure 7.2 Graph of the sequence defined by $x_n = 1 + (-1)^n/n$.

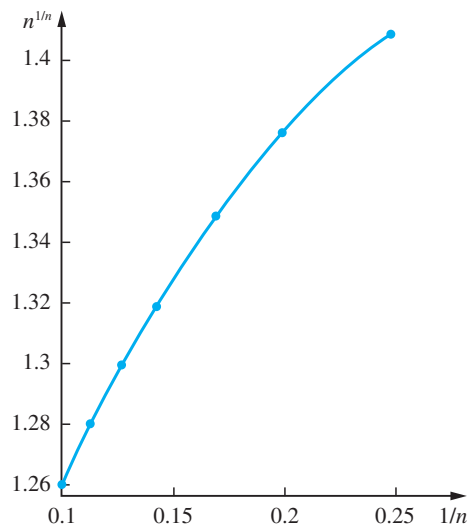
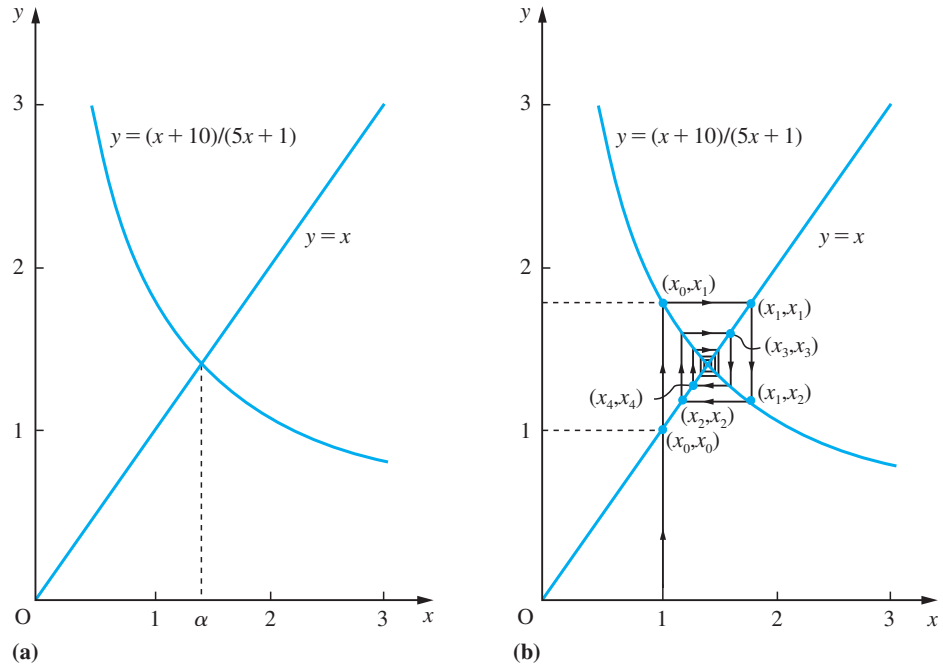


Figure 7.3 Graph of the points $\{(1/n, n^{1/n})\}_{n=4}^{10}$.

Figure 7.4

(a) Graphs of $y = (x + 10)/(5x + 1)$ and $y = x$.
 (b) Construction of the sequence defined by $x_{n+1} = (x_n + 10)/(5x_n + 1)$, $x_0 = 1$.

**Example 7.6**

Calculate the sequence $\{x_n\}_{n=0}^6$ where $x_0 = 1$ and $x_{n+1} = \frac{x_n + 10}{5x_n + 1}$.

Solution Using a calculator we obtain (to 2dp) the values of the sequence

$$\{x_n\}_{n=0}^6 = \{1, 1.83, 1.16, 1.64, 1.27, 1.54, 1.33\}$$

We can display this sequence very effectively using a **cobweb diagram**. To construct this we first draw the graphs of $y = (x + 10)/(5x + 1)$ and $y = x$, as shown in Figure 7.4(a). Then we construct the points of the sequence by starting at $x = x_0 = 1$. Drawing a vertical line through $x = 1$, we cut $y = x$ at x_0 and $y = (x + 10)/(5x + 1)$ at $y = x_1$. Now drawing the horizontal line through (x_0, x_1) we find it cuts $y = x$ at x_1 . Next we draw the vertical line through (x_1, x_1) to locate x_2 and so on, as shown in Figure 7.4(b). We can see from this diagram that as n increases, x_n approaches the point of intersection of the two graphs: that is, the value α where

$$\alpha = \frac{\alpha + 10}{5\alpha + 1} \quad (\alpha > 0)$$

This gives $\alpha = \sqrt{2}$. The value α is termed the **fixed point** of the iteration. Setting $x_n = \alpha$ returns the value $x_{n+1} = \alpha$.

As we have seen, three different methods can be used for representing sequences graphically. The choice of method will depend on the problem context.



In MATLAB a sequence $\{f_n\}_{n=a}^{n=b}$ may be calculated by setting up an array of values for both n and $y=f_n$. Considering the sequence of Example 7.4, the commands

```
n = 1:1:10;
y = 1 + ((-1).^n)./n
```

produce an array for the calculated values of the sequence. The additional command

```
plot(n, y, '- *')
```

plots a graph of the points shown in Figure 7.2.

If the sequence is given as a recurrence relationship $x_{n+1}=f(x_n)$, as in Example 7.6, then it may be calculated in MATLAB by first expressing f as an *inline* object and then using a simple *for-end* loop. Thus for the sequence of Example 7.6 the commands

```
f = inline('(x + 10)/(5*x + 1)')
x = 1; y(1) = x;
for n = 1:6
    y(n + 1) = f(x); x = y(n + 1);
end
double(y)
```

return the answer:

```
1.0000 1.8333 1.1639 1.2669 1.5361 1.3290
```

and the additional command

```
plot(y, '-')
```

plots a graph of the sequence.

7.2.3 Exercises

- 1 Write down x_1 , x_2 and x_3 for the sequences defined by
 - (a) $x_n = \frac{n^2}{n+2}$
 - (b) $x_{n+1} = x_n + 4$, $x_0 = 2$
 - (c) $x_{n+1} = \frac{-x_n}{4}$, $x_0 = 256$
- 2 On the basis of the evidence of the first four terms give a recurrence relation for the sequence $\{5, 15/8, 45/64, 135/512, \dots\}$
- 3 A sequence is defined by $x_n = pn + q$ where p and q are constants. If $x_2 = 7$ and $x_8 = -11$, find p and q and write down
 - (a) the first four terms of the sequence;
 - (b) the defining recurrence relation for the sequence.
- 4 Triangular numbers (T_n) are defined by the number of dots that occur when arranged in equilateral triangles, as shown in Figure 7.5. Show that $T_n = \frac{1}{2}n(n+1)$ for every positive integer n .



Figure 7.5 Triangular numbers.

- 5 A detergent manufacturer wishes to forecast its future sales. The market research department assess that their 'Number One' brand has 20% of the potential market at present. They also estimate that 15% of those who bought 'Number One' in a given month will buy a different detergent in the following month and that 35% of those who bought a rival brand will buy 'Number One' in the next month. Show that their share $P_n\%$ of the market in the n th month satisfies the recurrence relation

$$P_{n+1} = 35 + 0.5P_n, \quad \text{with } P_0 = 20$$

Find the values of P_n for $n = 1, 2, 3$ and 4 and illustrate them on an appropriate diagram.

- 6 (a) If $x_r = r(r-1)(2r-5)$, calculate $\sum_{r=0}^4 x_r$
 (b) If $x_r = r^{r+1} + 3(-1)^r$, calculate $\sum_{r=1}^5 x_r$
 (c) If $x_r = r^2 - 3r + 1$, calculate $\sum_{r=2}^6 x_r$

- 7 A precipitate at the bottom of a beaker of capacity V always retains about it a volume v of liquid. What percentage of the original solution remains about it after it has been washed n times by filling the beaker with distilled water and emptying it?

- 8 A certain process in statistics involves the following steps S_i ($i = 1, 2, \dots, 6$):

S_1 : Selecting a number from the set
 $T = \{x_1, x_2, \dots, x_n\}$

S_2 : Subtracting 10 from it

S_3 : Squaring the result

S_4 : Repeating steps S_1 – S_3 with the remaining numbers in T

S_5 : Adding the results obtained at stage S_3 of each run through

S_6 : Dividing the result of S_5 by n

Express the final outcome algebraically using Σ notation.

- 9 Newton's recurrence formula for determining the root of a certain equation is



$$x_{n+1} = \frac{x_n^2 - 1}{2x_n - 3}$$

Taking $x_0 = 3$ as your initial approximation, obtain the root correct to 4sf.

By setting $x_{n+1} = x_n = \alpha$ show that the fixed points of the iteration are given by the equation $\alpha^2 - 3\alpha + 1 = 0$.

- 10 Calculate the terms of the sequence



$$\left\{ \frac{n^4}{n^4 + n^3 + 1} \right\}_{n=0}^5$$

and show them on graphs similar to Figures 7.2 and 7.3.

- 11 Calculate the sequence $\{x_n\}_{n=0}^6$ where



$$x_{n+1} = \frac{x_n + 2}{x_n + 1}, \quad x_0 = 1$$

Show the sequence using a cobweb diagram similar to Figure 7.4.

- 12 A steel ball-bearing drops onto a smooth hard surface from a height h . The time to the first impact is $T = \sqrt{(2h/g)}$ where g is the acceleration due to gravity. The times between successive bounces are $2eT, 2e^2T, 2e^3T, \dots$, where e is the coefficient of restitution between the ball and the surface ($0 < e < 1$). Find the total time taken up to the fifth bounce. If $T = 1$ and $e = 0.1$, show in a diagram the times taken up to the first, second, third, fourth and fifth bounces and estimate how long the total motion lasts.

- 13 Consider the following puzzle: how many single, loose, smooth 30 cm bricks are necessary to form a single leaning pile with no part of the bottom brick under the top brick? Begin by considering a pile of 2 bricks. The top brick cannot project further than 15 cm without collapse. Then consider a pile of 3 bricks. Show that the top one cannot project further than 15 cm beyond the second one and that the second one cannot project further than 7.5 cm beyond the bottom brick (so that the maximum total lean is $(\frac{1}{2} + \frac{1}{4})$ 30 cm). Show that the maximum total lean for a pile of 4 bricks is $(\frac{1}{2} + \frac{1}{4} + \frac{1}{6})$ 30 cm and deduce that for a pile of n bricks it is $(\frac{1}{2} + \frac{1}{4} + \frac{1}{6} + \dots + \frac{1}{2n+2})$ 30 cm. Hence solve the puzzle.

7.3 Finite sequences and series

In this section we consider some finite sequences and series that are frequently used in engineering.

7.3.1 Arithmetical sequences and series

An **arithmetical sequence** is one in which the difference between successive terms is a constant number. Thus, for example, $\{2, 5, 8, 11, 14\}$ and $\{2, 0, -2, -4, -6, -8, -10\}$ define arithmetical sequences. In general an arithmetical sequence has the form $\{a + kd\}_{k=0}^{n-1}$ where a is the first term, d is the common difference and n is the number of terms in the sequence. Thus, in the first example above, $a = 2$, $d = 3$ and $n = 5$, and in the second example, $a = 2$, $d = -2$ and $n = 7$. (The old name for such sequences was **arithmetical progressions**.) The sum of the terms of an arithmetical sequence is an **arithmetical series**. The general arithmetical series is

$$S_n = a + (a + d) + (a + 2d) + \dots + [a + (n - 1)d] = \sum_{k=0}^{n-1} (a + kd) \quad (7.1)$$

To obtain an expression for the sum of the n terms in this series, write the series in the reverse order,

$$S_n = a + (a + d) + (a + 2d) + \dots + [a + (n - 1)d]$$

$$S_n = [a + (n - 1)d] + [a + (n - 2)d] + [a + (n - 3)d] + \dots + a$$

Summing the two series then gives

$$2S_n = [2a + (n - 1)d] + [2a + (n - 1)d] + [2a + (n - 1)d] + \dots + [2a + (n - 1)d]$$

giving the sum S_n of the first n terms of an arithmetical series as

$$S_n = \frac{1}{2}n[2a + (n - 1)d] = \frac{1}{2}n(\text{first term} + \text{last term}) \quad (7.2)$$

The result is illustrated geometrically for $n = 6$ in Figure 7.6, where the breadth of each rectangle is unity and the area under each shaded step is equal to a term of the series.

In particular, when $a = 1$ and $d = 1$,

$$S_n = 1 + 2 + \dots + n = \sum_{k=1}^n k = \frac{1}{2}n(n + 1) \quad (7.3)$$

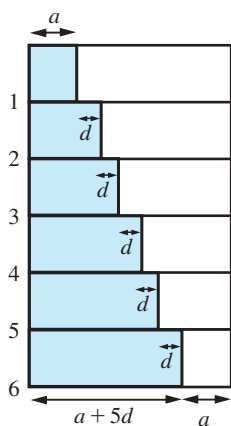


Figure 7.6

$$\begin{aligned} S_6 &= \sum_{k=0}^5 (a + kd) \\ &= \frac{1}{2} \times 6 \times (2a + 5d). \end{aligned}$$

Example 7.7

How many terms of the arithmetical series 11, 15, 19, etc., will give a sum of 341?

Solution

In this particular case the first term $a = 11$ and the common difference $d = 4$. We need to find the number of terms n such that the sum S_n is 341. Using the result in (7.2)

$$S_n = 341 = \frac{1}{2}n[2(11) + (n - 1)(4)]$$

leading to

$$4n^2 + 18n - 682 = 0$$

or

$$(4n + 62)(n - 11) = 0$$

giving

$$n = 11 \quad \text{or} \quad n = -\frac{31}{2}$$

Since $n = -\frac{31}{2}$ is not a whole number, the number of terms required is $n = 11$.

Example 7.8

A contractor agrees to sink a well 40 metres deep at a cost of £30 for the first metre, £35 for the second metre and increasing by £5 for each subsequent metre.

- What is the total cost of sinking the well?
- What is the cost of drilling the last metre?

Solution

(a) The total cost constitutes an arithmetical series whose terms are the cost per metre. Thus, taking $a = 30$, $d = 5$ and $n = 40$ in (7.2) gives the total cost

$$S_n = £\frac{40}{2}[2(30) + (40 - 1)5] = £5100$$

(b) The cost of drilling the last metre is given by the 40th term of the series. Since the n th term is $a + (n - 1)d$, the cost of drilling the last metre = $30 + (40 - 1)5 = £225$.

7.3.2 Geometric sequences and series

A **geometric sequence** is one in which the ratio of successive terms is a constant number. Thus, for example, $\{2, 4, 8, 16, 32\}$ and $\{2, -1, \frac{1}{2}, -\frac{1}{4}, \frac{1}{8}, -\frac{1}{16}, \frac{1}{32}\}$ define geometric sequences. In general a geometric sequence has the form $\{ar^k\}_{k=0}^{n-1}$ where a is the first term, r is the common ratio and n is the number of terms in the sequence. Thus, in the first example above, $a = 2$, $r = 2$, $n = 5$ and, in the second example, $a = 2$, $r = -\frac{1}{2}$ and $n = 7$. (The old name for such sequences was **geometric progressions**.) The sum of the terms of a geometric sequence is called a **geometric series**. The general geometric series has the form

$$S_n = a + ar + ar^2 + ar^3 + \dots + ar^{n-1}$$

To obtain the sum S_n of the first n terms of the series we multiply S_n by the common ratio r , to obtain

$$rS_n = ar + ar^2 + \dots + ar^{n-1} + ar^n$$

Subtracting this from S_n then gives

$$S_n - rS_n = a - ar^n$$

so that

$$(1 - r)S_n = a(1 - r^n)$$

Thus for $r \neq 1$, the sum of the first n terms is

$$S_n = \sum_{k=0}^{n-1} ar^k = \frac{a(1 - r^n)}{1 - r} \quad (7.4)$$

Clearly, for the particular case of $r = 1$ the sum is $S_n = an$.

The geometric series is very important. It has many applications in practical problems as well as within mathematics.

Example 7.9

In its publicity material an insurance company guarantees that, for a fixed annual premium payable at the beginning of each year for a period of 25 years, the return will be at least equivalent to the premiums paid, together with 3% per annum compound interest. For an annual premium of £250 what is the guaranteed sum at the end of 25 years?

Solution The first-year premium earns interest for 25 years and thus guarantees

$$£250(1 + 0.03)^{25}$$

The second-year premium earns interest for 24 years and thus guarantees

$$£250(1 + 0.03)^{24}$$

⋮

The final-year premium earns interest for 1 year and thus guarantees

$$£250(1 + 0.03)$$

Thus, the total sum guaranteed is

$$£250[(1.03) + (1.03)^2 + \dots + (1.03)^{25}]$$

The term inside the square brackets is a geometric series. Thus, taking $a = 1.03$, $r = 1.03$ and $n = 25$ in (7.4) gives

$$\text{guaranteed sum} = £250 \left[1.03 \frac{(1.03^{25} - 1)}{(1.03 - 1)} \right] \approx £9388$$

7.3.3 Other finite series

In addition to the arithmetical and geometric series, there are other finite series that occur in engineering applications for which an expression can be obtained for the sum of the first n terms. We shall illustrate this in Examples 7.10 and 7.11.

Example 7.10

Consider the sum-of-squares series

$$S_n = 1^2 + 2^2 + 3^2 + \dots + n^2 = \sum_{k=1}^n k^2$$

Obtain an expression for the sum of this series.

Solution

There are various methods for finding the sum. A method that can be generalized makes use of the identity

$$(k+1)^3 - k^3 = 3k^2 + 3k + 1$$

Thus

$$\sum_{k=1}^n [(k+1)^3 - k^3] = \sum_{k=1}^n (3k^2 + 3k + 1)$$

The left-hand side equals

$$2^3 - 1^3 + 3^3 - 2^3 + 4^3 - 3^3 + \dots + (n+1)^3 - n^3 = (n+1)^3 - 1$$

The right-hand side equals

$$3 \sum_{k=1}^n k^2 + 3 \sum_{k=1}^n k + \sum_{k=1}^n 1$$

Now

$$\sum_{k=1}^n k = \frac{1}{2}n(n+1) \text{ from (7.3) and } \sum_{k=1}^n 1 = n$$

so that

$$(n+1)^3 - 1 = 3 \sum_{k=1}^n k^2 + \frac{3n}{2}(n+1) + n$$

whence

$$\sum_{k=1}^n k^2 = \frac{1}{6}n(n+1)(2n+1) \quad (7.5)$$

This method can be generalized to obtain the sum of other similar series. For example, to find the sum-of-cubes series $\sum_{k=1}^n k^3$, we would consider $(k+1)^4 - k^4$ and so on.

Example 7.11

Obtain the sum of the series

$$S_n = \frac{1}{1 \cdot 2} + \frac{1}{2 \cdot 3} + \frac{1}{3 \cdot 4} + \dots + \frac{1}{n(n+1)} = \sum_{k=1}^n \frac{1}{k(k+1)}$$

Solution The technique for summing this series is to express the general term in its partial fractions:

$$\frac{1}{k(k+1)} = \frac{1}{k} - \frac{1}{k+1}$$

Then

$$\begin{aligned} S_n &= \sum_{k=1}^n \frac{1}{k} - \sum_{k=1}^n \frac{1}{k+1} \\ &= \left(1 + \frac{1}{2} + \frac{1}{3} + \dots + \frac{1}{n}\right) - \left(\frac{1}{2} + \frac{1}{3} + \dots + \frac{1}{n} + \frac{1}{n+1}\right) \\ &= 1 - \frac{1}{n+1} \end{aligned}$$

giving

$$S_n = \frac{n}{n+1}$$

There are many other similar series that can be summed by expressing the general term in its partial fractions. Some examples are given in Exercises 7.3.4.

Example 7.12

Obtain the sum of the series

$$S_n = 1 + 2r + 3r^2 + 4r^3 + \dots + nr^{n-1} = \sum_{k=1}^n kr^{k-1}, \quad r \neq 1$$

Solution The technique for summing this *arithmetico-geometric* series is similar to that for summing geometric series. We multiply S_n by r and then subtract the result from S_n . Thus

$$rS_n = r + 2r^2 + 3r^3 + \dots + nr^n$$

and

$$(1-r)S_n = 1 + r + r^2 + r^3 + \dots + r^{n-1} - nr^n$$

The first n terms on the right-hand side of this equation form a geometric series, and using result (7.4) we can write

$$(1-r)S_n = \frac{1-r^n}{1-r} - nr^n$$

Hence

$$S_n = \frac{1 - r^n - nr^n(1 - r)}{(1 - r)^2} = \frac{1 - (n + 1)r^n + nr^{n+1}}{(1 - r)^2} \quad (7.6)$$

where $r = 1$, $S_n = \frac{1}{2}n(n + 1)$ of course. This method can be generalized to obtain the sum of other similar series, for example

$$\sum_{k=1}^n (2k + 1)r^{k-1} \quad \text{and} \quad \sum_{k=1}^n k^2 r^{k-1}$$

Example 7.13

Sum the series

$$S_n = 1 + \cos \theta + \cos 2\theta + \dots + \cos(n - 1)\theta$$

Solution The easiest way of summing this series is to recall Euler's formula (Section 3.2.7)

$$e^{j\theta} = \cos \theta + j \sin \theta$$

Then we can write

$$S_n = \operatorname{Re}\{1 + e^{j\theta} + e^{j2\theta} + e^{j3\theta} + \dots + e^{j(n-1)\theta}\}$$

The series inside the brackets is a geometric series with common ratio $e^{j\theta}$ and using result (7.4) we obtain

$$S_n = \operatorname{Re}\left\{\frac{1 - e^{jn\theta}}{1 - e^{j\theta}}\right\}$$

Rearranging the expression inside the braces we have

$$\begin{aligned} S_n &= \operatorname{Re}\left\{\frac{e^{j(n-\frac{1}{2})\theta} - e^{-j\frac{1}{2}\theta}}{e^{j\frac{1}{2}\theta} - e^{-j\frac{1}{2}\theta}}\right\} \\ &= \operatorname{Re}\left\{\frac{\cos(n - \frac{1}{2})\theta + j \sin(n - \frac{1}{2})\theta - \cos \frac{1}{2}\theta + j \sin \frac{1}{2}\theta}{2j \sin \frac{1}{2}\theta}\right\} \\ &= \frac{1}{2}\left\{\frac{\sin(n - \frac{1}{2})\theta}{\sin \frac{1}{2}\theta} + 1\right\} \end{aligned}$$

The same method can be used to show that $\sum_{k=1}^n \sin k\theta = \sin(n + 1)\theta \sin(n\theta) / \sin \frac{1}{2}\theta$.



Symbolic summation may be achieved in MATLAB using the `symsum` command. For example, to sum the series in Example 7.10 the commands

```
syms x k n
s = symsum(k^2, 1, n);
s = factor(s);
```

```
return
```

$$s = \frac{1}{6}n(n+1)(2n+1)$$

Similarly, considering Example 7.11

```
syms x k n
```

```
s = symsum(1/(k*(k+1)), 1, n);
```

```
s = simplify(s)
```

```
returns
```

$$s = n/(n+1)$$

7.3.4 Exercises

- 14 (a) Find the fifth and tenth terms of the arithmetical sequence whose first and second terms are 4 and 7.
 (b) The first and sixth terms of a geometric sequence are 5 and 160 respectively. Find the intermediate terms.

- 15 An individual starts a business and loses £150k in the first year, £120k in the second year and £90k in the third year. If the improvement continues at the same rate, find the individual's total profit or loss at the end of 20 years.
 After how many years would the losses be just balanced by the gains?

- 16 Show that

$$\frac{1}{1+\sqrt{x}}, \quad \frac{1}{1-x}, \quad \frac{1}{1-\sqrt{x}}$$

are in arithmetical progression and find the n th term of the sequence of which these are the first three terms.

- 17 The area of a circle of radius 1 is a transcendental number (that is, a number that cannot be obtained by the process of solving algebraic equations) denoted by the Greek letter π . To calculate its value, we may use a limiting process in which π is the limit of a sequence of known numbers. The method used by Archimedes was to inscribe in the circle a sequence of regular polygons. As the number of sides increased, so the

polygon 'filled' the circle. Show, by use of the trigonometric identity $\cos 2\theta = 1 - 2\sin^2\theta$, that the area a_n of an inscribed regular polygon of n sides satisfies the equation

$$2\left(\frac{a_{2n}}{n}\right)^2 = 1 - \sqrt{1 - \left(\frac{2a_n}{n}\right)^2} \quad (n \geq 4)$$

Show that $a_4 = 2$ and use the recurrence relation to find a_{64} .

- 18 A **harmonic sequence** is a sequence with the property that every three consecutive terms (a , b and c , say) of the sequence satisfy

$$\frac{a}{c} = \frac{a-b}{b-c}$$

Prove that the reciprocals of the terms of a harmonic sequence form an arithmetical progression. Hence find the intermediate terms of a harmonic sequence of eight terms whose first and last terms are $\frac{2}{3}$ and $\frac{2}{17}$ respectively.

- 19 The price of houses increases at 10% per year. Show that the price P_n in the n th year satisfies the recurrence relation

$$P_{n+1} = 1.1P_n$$

A house is currently priced at £80 000. What was its price two years ago? What will be its price in five years' time? After how many years will its price be double what it is now?

20 Evaluate each of the following sums:



- (a) $1 + 2 + 3 + \dots + 152 + 153$
 (b) $1^2 + 2^2 + 3^2 + \dots + 152^2 + 153^2$
 (c) $\frac{1}{2} + \frac{1}{4} + \frac{1}{8} + \dots + (\frac{1}{2})^{152} + (\frac{1}{2})^{153}$
 (d) $2 + 6 + 18 + \dots + 2(3)^{152} + 2(3)^{153}$
 (e) $1 \cdot 2 + 2 \cdot 3 + 3 \cdot 4 + \dots + 152 \cdot 153 + 153 \cdot 154$
 (f) $\frac{1}{1 \cdot 2} + \frac{1}{2 \cdot 3} + \frac{1}{3 \cdot 4} + \dots + \frac{1}{152 \cdot 153} + \frac{1}{153 \cdot 154}$

21 A certain bacterium propagates itself by subdividing, creating four additional bacteria, each identical to the parent bacterium. If the bacteria subdivide in this manner n times, then, assuming that none of the bacteria die, the number of bacteria present after each subdivision is given by the sequence $\{B_k\}_{k=0}^n$, where

$$B_k = \frac{4^{k+1} - 1}{3}$$

Three such bacteria subdivide n times and none of the bacteria die. The total number of bacteria is then 1 048 575. How many times did the bacteria divide?

22 By considering the sum



$$\sum_{k=1}^n [(k+1)^4 - k^4]$$

show that

$$\sum_{k=1}^n k^3 = \frac{1}{2}n(n+1)^2$$

23 The repayment instalment of a fixed rate, fixed period loan may be calculated by summing the present values of each instalment. This sum must equal the amount borrowed. The present

value of an instalment $\pounds x$ paid after k years where $r\%$ is the rate of interest is

$$\pounds \frac{x}{(1+r/100)^k}$$

Thus $\pounds 1000$ borrowed over n years at $r\%$ satisfies the equation

$$1000 = \frac{x}{1+r/100} + \frac{x}{(1+r/100)^2} + \dots + \frac{x}{(1+r/100)^n}$$

Find x in terms of r and n and compute its value when $r = 10$ and $n = 20$.

24 Consider the series



$$S_n = \frac{1}{2} + \frac{2}{4} + \frac{3}{8} + \dots + \frac{n}{2^n}$$

Show that

$$\frac{1}{2}S_n = \frac{1}{4} + \frac{2}{8} + \frac{3}{16} + \dots + \frac{n}{2^{n+1}}$$

and hence that

$$S_n - \frac{1}{2}S_n = \frac{1}{2} + \frac{1}{4} + \frac{1}{8} + \frac{1}{16} + \dots + \frac{1}{2^n} + \frac{n}{2^{n+1}}$$

Hence sum the series.

25 Consider the general arithmetico-geometric series



$$S_n = a + (a+d)r + (a+2d)r^2 + \dots + [a + (n-1)d]r^{n-1}$$

Show that

$$(1-r)S_n = a + dr + dr^2 + \dots + dr^{n-1} - [a + (n-1)d]r^n$$

and find a simple expression for S_n .

7.4 Recurrence relations

We saw in Example 7.1 that sometimes the elements of a sequence satisfy a recurrence relation such that the value of an element x_n of a sequence $\{x_k\}$ can be expressed in terms of the values of earlier elements of the sequence. In general we may have a formula of the form

$$x_n = f(x_{n-1}, x_{n-2}, \dots, x_1, x_0)$$

In this section we are going to consider two commonly occurring types of recurrence relation. These will provide sufficient background to make possible the solution of more difficult problems.

7.4.1 First-order linear recurrence relations with constant coefficients

These relations have the general form

$$x_{n+1} = ax_n + b_n, \quad n = 0, 1, 2, \dots$$

where a is constant and b_n is a known sequence. The simplest case that occurs is when $b_n = 0$, when the relation reduces to

$$x_{n+1} = ax_n \tag{7.7}$$

This is called a **homogeneous relation** and every solution is a geometric sequence of the form

$$x_n = Aa^n \tag{7.8}$$

This is called the **general solution** of (7.7) since A is a constant which may be given any value. To determine the value of A we require more information about the sequence. For example, if we know the value of x_0 (say C) then $C = Aa^0$, which gives the value of A .

A slightly more difficult example is

$$x_{n+1} = ax_n + b \tag{7.9}$$

where b is a constant as well as a .

If the first term of the sequence is $x_0 = C$, as before, then

$$x_1 = aC + b$$

$$x_2 = ax_1 + b = a(aC + b) + b = Ca^2 + b(1 + a)$$

$$x_3 = ax_2 + b = a[Ca^2 + b(1 + a)] + b = Ca^3 + b(1 + a + a^2)$$

and so on.

In general, we obtain

$$x_n = Ca^n + \left(\frac{1 - a^n}{1 - a} \right) b, \quad a \neq 1$$

Rearranging, we can express this as

$$x_n = Aa^n + \frac{b}{1 - a}, \quad a \neq 1 \tag{7.10}$$

where $A = C - b/(1 - a)$. After the next example we will see that this solution (and that of more general problems) can be obtained more quickly by an alternative method. Notice that Aa^n is the general solution of the homogeneous relation (7.7) and that $x_n = b/(1 - a)$, for all n , satisfies the full recurrence relation $x_{n+1} = ax_n + b$, so that it is a **particular solution** of the relation.

Example 7.14

Calculate the fixed annual payments $\pounds B$ required to amortize a debt of $\pounds D$ over N years, when the rate of interest is fixed at $100i\%$.

Solution Let $\pounds d_n$ denote the debt after n years. Then, following the same argument as in Example 7.1, $d_0 = D$ and

$$d_{n+1} = (1 + i)d_n - B$$

This is similar to the recurrence relation (7.9) but with $a = (1 + i)$ and $b = -B$. Hence, using (7.10) we can write the general solution as

$$d_n = A(1 + i)^n - \frac{B}{1 - (1 + i)} = A(1 + i)^n + B/i$$

In addition, we know that $d_0 = D$ so that $D = A + B/i$ and thus the particular solution is given by

$$d_n = (D - B/i)(1 + i)^n + B/i$$

We require the value of B so that the debt is zero after N years, that is $d_N = 0$. Thus

$$0 = (D - B/i)(1 + i)^N + B/i$$

Solving this equation for B gives

$$B = \frac{iD(1 + i)^N}{(1 + i)^N - 1} = iD/[1 - (1 + i)^{-N}]$$

as the required payment.

In summary, we have that the general solution to the first-order recurrence relation

$$x_{n+1} = ax_n + b$$

can be expressed as the sum of the **general solution** of the reduced relation

$$x_{n+1} = ax_n$$

and a **particular solution** of the full relation (7.9).

This is true for linear recurrence relations in general, that is recurrence relations of the form

$$x_{n+1} = a_n x_n + a_{n-1} x_{n-1} + \dots + a_1 x_1 + a_0$$

where the coefficients a_k are independent of the x_k but may depend on n . The property is easy to show in full generality but the same proof holds for the simplest case (7.9) above.

Suppose we can identify one particular solution p_n of (7.9) so that

$$p_{n+1} = ap_n + b$$

Now we seek a function q_n which complements p_n in such a way that

$$x_n = p_n + q_n$$

is the general solution of (7.9). Substituting x_n into this relation gives

$$p_{n+1} + q_{n+1} = ap_n + aq_n + b$$

Since $p_{n+1} = ap_n + b$, this implies that

$$q_{n+1} = aq_n$$

From (7.8), the general solution of this relation is

$$q_n = Aa^n$$

where A is a constant. Thus the general solution of (7.9) is

$$x_n = p_n + Aa^n$$

Because q_n complements p_n to form the general solution, it is usually called the **complementary solution**. As we have seen, with first-order recurrence relations, we can always find the complementary solution. Thus we are left with the task of finding the particular solution p_n . The method for finding p_n depends on the term b , as we illustrate in Example 7.15.

Indeed, the property of the general solution being the sum of a particular solution and a complementary solution applies to all linear systems, both continuous and discrete. We will meet it again later (see Chapter 10) when considering the general solution of linear ordinary differential equations.

Example 7.15

Find the general solutions of the recurrence relations

- (a) $x_{n+1} = 3x_n + 4$ (b) $x_{n+1} = x_n + 4$
 (c) $x_{n+1} = \alpha x_n + C\beta^n$ (d) $x_{n+1} = \alpha x_n + C\alpha^n$ (α, β, C given constants)

Solution

(a) First we try to find any function of n which will satisfy the relation. Since it contains the constant term 4, it is common sense to see if a constant K can be found which satisfies the relation. (Then all terms will be constants.) Setting $x_n = K$ implies $x_{n+1} = K$ and we have

$$K = 3K + 4$$

which gives $K = -2$. Thus, in this case, we can choose $p_n = -2$. Next we find the complementary solution q_n , which is the general solution of

$$x_{n+1} = 3x_n$$

From (7.8) we can see that $q_n = A3^n$ where A is a constant. Thus the general solution of (a) is

$$x_n = -2 + A3^n$$

(b) The basic steps are the same for this relation. We first find a particular solution p_n of the relation. Then we find the complementary solution q_n , so that $x_n = p_n + q_n$ is the general solution. In this case trying $x_n = K$ leads nowhere, since we obtain the inconsistent equation $K = K + 4$. Trying something a little more complicated than just a constant, we set $x_n = Kn$ and $x_{n+1} = K(n+1)$ and we have

$$K(n+1) = Kn + 4$$

which yields $K = 4$ and $p_n = 4n$. The general solution of $x_{n+1} = x_n$ is $q_n = A1^n$, so that the general solution of (b) is

$$x_n = 4n + A$$

(c) Since the recurrence relation has the term $C\beta^n$, it is natural to expect a solution of the form $K\beta^n$, where K is a constant, to satisfy the relation. Setting $x_n = K\beta^n$ gives

$$K\beta^{n+1} = \alpha K\beta^n + C\beta^n$$

Dividing through by β^n gives $K\beta = \alpha K + C$, from which we deduce $K = C/(\beta - \alpha)$ provided that $\beta \neq \alpha$. Thus we deduce the particular solution

$$p_n = C\beta^n/(\beta - \alpha)$$

The complementary solution q_n is the general solution of

$$x_{n+1} = \alpha x_n$$

which, using (7.7), is $q_n = A\alpha^n$. Hence the general solution of (c) is

$$x_n = C\beta^n/(\beta - \alpha) + A\alpha^n$$

(d) This is the special case of (c) where $\beta = \alpha$. If we set $p_n = K\alpha^n$, we obtain the equation $K\alpha^{n+1} = K\alpha^{n+1} + C\alpha^n$, which can only be true if $C = 0$. (We see then that p_n is the solution of $x_{n+1} = \alpha x_n$; that is, it is the complementary solution.) As in case (b), we instead seek a solution of the form $p_n = Kn\alpha^n$, so that $p_{n+1} = K(n+1)\alpha^{n+1}$ and

$$K(n+1)\alpha^{n+1} = \alpha Kn\alpha^n + C\alpha^n$$

This last equation gives $K = C/\alpha$. Hence the general solution of (d) is

$$x_n = Cn\alpha^{n-1} + A\alpha^n$$

where A is an arbitrary constant.

7.4.2 Exercises



Return to check your answers to Questions 26 and 28 using MATLAB on completion of Section 7.4.3.

26 Find the general solutions of the recurrence relations

$$(a) x_{n+1} = 2x_n - 3 \quad (b) x_{n+1} = 3x_n + 10n$$

$$(c) x_{n+1} = -x_n + \left(\frac{1}{2}\right)^n \quad (d) x_{n+1} = 2x_n + 3 \times 2^n$$

27 If a debt is amortized by equal annual payments of amount B , and if interest is charged at rate i per annum, then the debt after n years, d_n , satisfies $d_{n+1} = (1+i)d_n - B$, where $d_0 = D$, the initial debt.

$$\text{Show that } d_n = D(1+i)^n + B \frac{1 - (1+i)^n}{i}$$

and deduce that to clear the debt on the N th

$$\text{payment we must take } B = \frac{Di}{1 - (1+i)^{-N}}.$$

If £10000 is borrowed at an interest rate of 0.12 (= 12%) per annum, calculate (to the

nearest £) the appropriate annual payment which will amortize the debt at the end of 10 years.

For this annual payment calculate the amount of the debt d_n for $n = 1, 2, \dots, 10$ (use the recurrence rather than its solution, and record your answers to the nearest £) and calculate the first differences for this sequence. Comment briefly on the behaviour of the first differences.

28 Find the general solution of the linear recurrence relation

$$(n+1)^2 x_{n+1} - n^2 x_n = 1, \quad \text{for } n \geq 1$$

(*Hint*: The coefficients are not constants. Use the substitution $z_n = n^2 x_n$ to find a constant-coefficient equation for z_n . Find the general solution for z_n and hence for x_n .)

7.4.3 Second-order linear recurrence relations with constant coefficients

Example 7.16

Evaluate the expression $E(n) = 3x_{n+2} + 5x_{n+1} - 2x_n$ where x_n is defined for $n \geq 0$ by

$$(a) x_n = 3^n \quad (b) x_n = 3^{-n} \quad (c) x_n = 3(2^{-n}) \quad (d) x_n = (-2)^n.$$

Solution (a) $E(n) = 3 \times 3^{n+2} + 5 \times 3^{n+1} - 2 \times 3^n$

$$= (27 + 15 - 2)3^n$$

$$= 40 \times 3^n$$

(b) $E(n) = 3 \times 3^{-n-2} + 5 \times 3^{-n-1} - 2 \times 3^{-n}$

$$= (3 \times 3^{-2} + 5 \times 3^{-1} - 2)3^{-n}$$

$$= \left(\frac{1}{3} + \frac{5}{3} - 2\right)3^{-n} = 0$$

(c) $E(n) = 3 \times 3 \times 2^{-n-2} + 5 \times 3 \times 2^{-n-1} - 2 \times 3 \times 2^{-n}$

$$= 3 \left(\frac{3}{4} + \frac{5}{2} - 2\right)2^{-n}$$

$$= \frac{15}{4} \times 2^{-n} = 15 \times 2^{-n-2}$$

$$\begin{aligned}
 \text{(d) } E(n) &= 3(-2)^{n+2} + 5(-2)^{n+1} - 2(-2)^n \\
 &= (3 \times 4 - 5 \times 2 - 2)(-2)^n \\
 &= 0
 \end{aligned}$$

Hence $x_n = (-2)^n$ and $x_n = (\frac{1}{3})^n$ both satisfy the recurrence relation

$$3x_{n+2} + 5x_{n+1} - 2x_n = 0$$

Example 7.17

(a) Show by direct substitution into the recurrence relation

$$x_{n+2} - x_{n+1} - 6x_n = 0$$

that $x_n = 3^n$ and $x_n = (-2)^n$ are two solutions.

(b) Further verify that $x_n = A(-2)^n + B3^n$, where A and B are constants, is also a solution.

Solution (a) Where $x_n = 3^n$

$$\begin{aligned}
 x_{n+2} - x_{n+1} - 6x_n &= 3^{n+2} - 3^{n+1} - 6 \cdot 3^n \\
 &= (3^2 - 3 - 6)3^n = 0
 \end{aligned}$$

Where $x_n = (-2)^n$

$$x_{n+2} - x_{n+1} - 6x_n = (-2)^{n+2} - (-2)^{n+1} - 6(-2)^n = (4 + 2 - 6)(-2)^n = 0$$

Hence $x_n = 3^n$ and $x_n = (-2)^n$ are solutions of the recurrence relation.

(b) Setting $x_n = A(-2)^n + B(3^n)$ gives

$$\begin{aligned}
 &A(-2)^{n+2} + B3^{n+2} - A(-2)^{n+1} - B3^{n+1} - 6A(-2)^n - 6B(3^n) \\
 &= A[(-2)^{n+2} - (-2)^{n+1} - 6(-2)^n] + B[3^{n+2} - 3^{n+1} - 6(3^n)] \\
 &= A \cdot 0 + B \cdot 0 = 0
 \end{aligned}$$

So $x_n = A(-2)^n + B3^n$ is a solution of the recurrence relation also.

A second-order linear recurrence with constant coefficients has the form

$$x_{n+2} = ax_{n+1} + bx_n + c_n \tag{7.11}$$

If $c_n = 0$ for all n , then the relation is said to be **homogeneous**. As before, the solution of (7.11) can be expressed in the form

$$x_n = p_n + q_n$$

where p_n is any solution which satisfies (7.11), while q_n is the general solution of the associated homogeneous recurrence relation

$$x_{n+2} = ax_{n+1} + bx_n \tag{7.12}$$

Let α and β be the two roots of the algebraic equation

$$\lambda^2 = a\lambda + b$$

so that $\alpha^{n+2} = a\alpha^{n+1} + b\alpha^n$ and $\beta^{n+2} = a\beta^{n+1} + b\beta^n$, which imply that $y_n = \alpha^n$ and $y_n = \beta^n$ are particular solutions of (7.12). Since $(\lambda - \alpha)(\lambda - \beta) = 0$ implies $\lambda^2 = (\alpha + \beta)\lambda - \alpha\beta$ we may rewrite (7.12) as

$$x_{n+2} = (\alpha + \beta)x_{n+1} - \alpha\beta x_n$$

Rearranging the relation, we have

$$x_{n+2} - \alpha x_{n+1} = \beta(x_{n+1} - \alpha x_n)$$

Substituting $t_n = x_{n+1} - \alpha x_n$, this becomes

$$t_{n+1} = \beta t_n$$

with general solution, from (7.8), $t_n = C\beta^n$ where C is any constant.

Thus

$$x_{n+1} - \alpha x_n = C\beta^n$$

which, using the results of Examples 7.15(c) and (d), has the general solution

$$x_n = \begin{cases} C\beta^n/(\beta - \alpha) + A\alpha^n, & \alpha \neq \beta \\ Cn\alpha^{n-1} + A\alpha^n, & \alpha = \beta \end{cases}$$

Since C is any constant, we can rewrite this in the neater form

$$x_n = \begin{cases} A\alpha^n + B\beta^n, & \alpha \neq \beta \\ A\alpha^n + Bn\alpha^n, & \alpha = \beta \end{cases} \quad (7.13)$$

where A and B are arbitrary constants. Thus (7.13) gives the general solution of (7.12) where α and β are the roots of the equation

$$\lambda^2 = a\lambda + b$$

This is called the **characteristic equation** of the recurrence relation; the Greek letter *lambda* λ is used as the unknown instead of x to avoid confusion.

Example 7.18

Find the solution of the Fibonacci recurrence relation

$$x_{n+2} = x_{n+1} + x_n$$

given $x_0 = 1, x_1 = 1$.

Solution

The characteristic equation of the recurrence relation is

$$\lambda^2 = \lambda + 1$$

which has roots $\lambda_1 = (1 + \sqrt{5})/2$ and $\lambda_2 = (1 - \sqrt{5})/2$.

Hence its general solution is

$$x_n = A\left(\frac{1 + \sqrt{5}}{2}\right)^n + B\left(\frac{1 - \sqrt{5}}{2}\right)^n$$

Since $x_0 = 1$, we deduce $1 = A + B$

Since $x_1 = 1$, we deduce $1 = A\left(\frac{1 + \sqrt{5}}{2}\right) + B\left(\frac{1 - \sqrt{5}}{2}\right)$

Solving these simultaneous equations gives

$$A = (1 + \sqrt{5})/(2\sqrt{5}) \quad \text{and} \quad B = -(1 - \sqrt{5})/(2\sqrt{5})$$

and hence

$$x_n = \frac{1}{\sqrt{5}} \left[\left(\frac{1 + \sqrt{5}}{2} \right)^{n+1} - \left(\frac{1 - \sqrt{5}}{2} \right)^{n+1} \right]$$

defining the Fibonacci sequence explicitly.

We have seen that we can always find the complementary solution q_n of the recurrence relation (7.11)

$$x_{n+2} = ax_{n+1} + bx_n + c_n$$

The general solution of this relation is the sum of a particular solution p_n of the relation and its complementary solution q_n . The problem, then, is how to find one solution p_n . Here we will use methods based on experience and trial and error.

Example 7.19

Find all the solutions of

(a) $x_{n+2} = \frac{7}{2}x_{n+1} - \frac{3}{2}x_n + 12$, where $x_0 = x_1 = 1$ (b) $x_{n+2} = \frac{7}{2}x_{n+1} - \frac{3}{2}x_n + 12n$

(c) $x_{n+2} = \frac{7}{2}x_{n+1} - \frac{3}{2}x_n + 3(2^n)$

Solution

(a) First we find the general solution of the associated homogeneous relation $x_{n+2} = \frac{7}{2}x_{n+1} - \frac{3}{2}x_n$ which has characteristic equation $\lambda^2 = \frac{7}{2}\lambda - \frac{3}{2}$ with roots $\lambda = 3$ and $\lambda = \frac{1}{2}$. Thus, the complementary solution is

$$x_n = A3^n + B\left(\frac{1}{2}\right)^n$$

Next we find a particular solution of

$$x_{n+2} = \frac{7}{2}x_{n+1} - \frac{3}{2}x_n + 12$$

We try the simplest possible function $x_n = K$ (for all n). Then, if this is a solution, we have

$$K = \frac{7}{2}K - \frac{3}{2}K + 12$$

giving $K = -12$.

Thus $p_n = -12$ and the general solution is

$$x_n = -12 + A3^n + B\left(\frac{1}{2}\right)^n$$

Applying the initial data $x_0 = 1$, $x_1 = 1$ gives two equations for the arbitrary constants A and B

$$A + B - 12 = 1$$

$$3A + \frac{1}{2}B - 12 = 1$$

from which we deduce $A = 13/5$ and $B = 52/5$. Thus the particular solution which fits the initial data is

$$x_n = \frac{13}{5} 3^n + \frac{52}{5} \frac{1}{2^n} - 12$$

(b) This has the same complementary solution as (a), so we have only to find a particular solution. We try the function $x_n = Kn + L$, where K and L are constants. Substituting into the recurrence relation gives

$$K(n+2) + L \equiv \frac{7}{2}[K(n+1) + L] - \frac{3}{2}[Kn + L] + 12n$$

Thus

$$Kn + 2K + L \equiv 2Kn + \frac{7}{2}K + 2L + 12n$$

Comparing coefficients of n gives

$$K = 2K + 12$$

so that $K = -12$.

Comparing the terms independent of n gives

$$2K + L \equiv \frac{7}{2}K + 2L$$

so that $L = -\frac{3}{2}K = 18$, and the general solution required is

$$x_n = -12n + 18 + A3^n + B\left(\frac{1}{2}\right)^n$$

(c) This has the same complementary function as (a) so we only need to find a particular solution. To find this we try $x_n = K2^n$, giving

$$K(2^{n+2}) = \frac{7}{2}K(2^{n+1}) - \frac{3}{2}K(2^n) + 3(2^n)$$

so that

$$(4 - 7 + \frac{3}{2})K(2^n) = 3(2^n)$$

Hence $K = -2$ and the general solution required is

$$x_n = -2(2^n) + A3^n + B/2^n$$

When the roots of the characteristic equation are complex numbers, the general solution of the homogeneous recurrence relation has a different form, as illustrated in Example 7.20.

Example 7.20

Show that the general solution of the recurrence relation

$$x_{n+2} = 6x_{n+1} - 25x_n$$

may be expressed in the form

$$x_n = 5^n(A \cos n\theta + B \sin n\theta)$$

where θ is such that $\sin \theta = \frac{4}{5}$ and $\cos \theta = \frac{3}{5}$.

Solution The characteristic equation

$$\lambda^2 = 6\lambda - 25$$

has the (complex) roots $\lambda = 3 + j4$ and $\lambda = 3 - j4$, so that we can write the general solution in the form

$$x_n = A(3 + j4)^n + B(3 - j4)^n$$

Now writing the complex numbers in polar form we have

$$x_n = A(re^{j\theta})^n + B(re^{-j\theta})^n$$

where $r^2 = 3^2 + 4^2$ and $\tan\theta = \frac{4}{3}$ with $0 < \theta < \pi/2$ (or $\cos\theta = \frac{3}{5}$, $\sin\theta = \frac{4}{5}$). This can be simplified to give

$$\begin{aligned} x_n &= A(5^n e^{jn\theta}) + B(5^n e^{-jn\theta}) = A5^n(\cos n\theta + j \sin n\theta) + B5^n(\cos n\theta - j \sin n\theta) \\ &= (A + B)5^n \cos n\theta + j(A - B)5^n \sin n\theta \end{aligned}$$

Here A and B are arbitrary complex constants, so their sum and difference are also arbitrary constants and we can write

$$x_n = P5^n \cos n\theta + Q5^n \sin n\theta$$

giving the form required. (Since P and Q are constants we can replace them by A and B if we wish.)

Example 7.21

Find the solution of the recurrence relation

$$x_{n+2} + 2x_n = 0$$

which satisfies $x_0 = 1$, $x_1 = 2$.

Solution Here the characteristic equation is

$$\lambda^2 + 2 = 0$$

and has roots $\pm j\sqrt{2}$, so that we can write the general solution in the form

$$x_n = A(j\sqrt{2})^n + B(-j\sqrt{2})^n$$

Since $e^{j\pi/2} = \cos \frac{\pi}{2} + j \sin \frac{\pi}{2} = j$, we can rewrite the solution as

$$\begin{aligned} x_n &= A(\sqrt{2})^n e^{jn\pi/2} + B(\sqrt{2})^n e^{-jn\pi/2} \\ &= A2^{n/2} \left(\cos \frac{n\pi}{2} + j \sin \frac{n\pi}{2} \right) + B2^{n/2} \left(\cos \frac{n\pi}{2} - j \sin \frac{n\pi}{2} \right) \\ &= (A + B)2^{n/2} \cos \frac{n\pi}{2} + j(A - B)2^{n/2} \sin \frac{n\pi}{2} \\ &= P2^{n/2} \cos \frac{n\pi}{2} + Q2^{n/2} \sin \frac{n\pi}{2} \end{aligned}$$

We can find the values of P and Q by applying the initial data $x_0 = 1$, $x_1 = 2$, giving

$$P = 1 \quad \text{and} \quad 2^{1/2}Q = 2$$

Hence the required solution is

$$x_n = 2^{n/2} \cos \frac{n\pi}{2} + 2^{(n+1)/2} \sin \frac{n\pi}{2}$$

The general result corresponding to that obtained in Example 7.18 is that if the roots of the characteristic equation can be written in the form

$$\lambda = u \pm jv$$

where u, v are real numbers, then the general solution of the homogeneous recurrence relation is

$$x_n = r^n(A \cos n\theta + B \sin n\theta)$$

where $r = \sqrt{(u^2 + v^2)}$, $\cos \theta = u/r$, $\sin \theta = v/r$ and A and B are arbitrary constants.

Recurrence relations are sometimes called **difference equations**. This name is used since we can rearrange the relations in terms of the differences of unknown sequence x_n . Thus

$$x_{n+1} = ax_n + b$$

can be rearranged as

$$\Delta x_n = (a - 1)x_n + b$$

where $\Delta x_n = x_{n+1} - x_n$.

Similarly, after some algebraic manipulation, we may write

$$x_{n+2} = ax_{n+1} + bx_n + c$$

as

$$\Delta^2 x_n = (a - 2)\Delta x_n + (a + b - 1)x_n + c$$

where

$$\Delta^2 x_n = \Delta x_{n+1} - \Delta x_n = x_{n+2} - 2x_{n+1} + x_n$$

The method for solving second-order linear recurrence relations with constant coefficients is summarized in Figure 7.7.

Figure 7.7

Summary:
second-order linear
recurrence relation
with constant
coefficients.

Homogeneous case:

$$x_{n+2} = ax_{n+1} + bx_n \quad (1)$$

- (i) Solve the characteristic equation.
(ii) Write down the general solution for x_n from the table:

Roots of characteristic equation	General solution (A and B are arbitrary constants)
Real α , β and $\alpha \neq \beta$	$A\alpha^n + B\beta^n$
Real α , β and $\alpha = \beta$	$(A + Bn)\alpha^n$
Non-real α , $\beta = u \pm jv$	$(u^2 + v^2)^{n/2}(A \cos n\theta + B \sin n\theta)$ where $\cos \theta = u/(u^2 + v^2)^{1/2}$, $\sin \theta = v/(u^2 + v^2)^{1/2}$

Nonhomogeneous case:

$$x_{n+2} = ax_{n+1} + bx_n + c_n \text{ where } c_n \text{ is a known sequence.} \quad (2)$$

- (i) Find the general solution of the associated homogeneous problem (1).
(ii) Find a particular solution of (2).
(iii) The general solution of (2) is the sum of (i) and (ii).

To find a particular solution to (2) substitute a likely form of particular solution into (2). If the correct form has been chosen then comparing coefficients will be enough to determine the values of the constants in the trial solution. Here are some suitable forms of particular solutions:

c_n	7	$3n + 5$	$2n^2 + 3n + 8$	$3 \cos(7n) + 5 \sin(7n)$	6^n	$n5^n$
p_n	C	$Cn + D$	$Cn^2 + Dn + E$	$C \cos(7n) + D \sin(7n)$	$C6^n$	$5^n(C + Dn)$

In solving problems, note that the top line of the table involves any *known* constants (these will be different from problem to problem), while the bottom line involves *unknown* constants, C, D, E , which must be determined by substituting the trial form into the nonhomogeneous relation.

An exceptional case arises when the suggested form for p_n already is present in the general solution of the associated homogeneous problem. If this happens, just multiply the suggested form by n (and if that does not work, by n repeatedly until it does).

7.4.4 Exercises



Check your answers using MATLAB whenever possible.

29 Evaluate the expression $2x_{n+2} - 7x_{n+1} + 3x_n$ when x_n is defined for all $n \geq 0$ by

- (a) $x_n = 3^n$ (b) $x_n = 2^n$
(c) $x_n = 2^{-n}$ (d) $x_n = 3(-2)^n$

Which of (a) to (d) are solutions of the following recurrence relation?

$$2x_{n+2} - 7x_{n+1} + 3x_n = 0$$

30 Show, by substituting them into the recurrence relation, that $x_n = 2^n$ and $x_n = (-1)^n$ are two solutions of $x_{n+2} - x_{n+1} - 2x_n = 0$. Verify similarly that $x_n = A(2^n) + B(-1)^n$ is also a solution of the recurrence relation for all constants A and B .

31 Obtain the general solutions of

- (a) $Y_{n+2} - 7Y_{n+1} + 10Y_n = 0$
 (b) $u_{n+2} - u_{n+1} - 6u_n = 0$
 (c) $25T_{n+2} = -T_n$
 (d) $p_{n+2} - 5p_{n+1} = 5(p_{n+1} - 5p_n)$
 (e) $2E_{n+2} = E_{n+1} + E_n$

32 Solve the nonhomogeneous problems (use parts of Question 31)

- (a) $Y_{n+2} - 7Y_{n+1} + 10Y_n = 1$, $Y_0 = 5/4$, $Y_1 = 2$
 (b) $2E_{n+2} - E_{n+1} - E_n = 1$, $E_0 = 2$, $E_1 = 0$
 (c) $u_{n+2} - u_{n+1} - 6u_n = n$ (general solution only)

33 Show that the characteristic equation for the recurrence relation $x_{n+2} - 2ax_{n+1} + a^2x_n = 0$, where a is a non-zero constant, has two equal roots $\lambda = a$.

- (a) Verify (by substituting into the relation) that $x_n = (A + Bn)a^n$ is a solution for all constants A and B .
 (b) Find the particular solution which satisfies $x_0 = 1$, $x_1 = 0$. (Your answer will involve a , of course.)
 (c) Find the particular solution for which $x_0 = 3$, $x_{10} = 20$.

34 Let x be a constant such that $|x| < 1$. Find the solution of

$$T_{n+2} - 2xT_{n+1} + T_n = 0, \quad T_0 = 1, \quad T_1 = x$$

Find T_2 , T_3 and T_4 also directly by recursion and deduce that $\cos(2 \cos^{-1}x) = 2x^2 - 1$ and express $\cos(3 \cos^{-1}x)$ and $\cos(4 \cos^{-1}x)$ as polynomials in x .

35 A topic from information theory: imagine an information transmission system that uses an alphabet consisting of just two symbols 'dot' and 'dash', say. Messages are transmitted by first encoding them into a string of these symbols, and no other symbols (say blank spaces) are allowed. Each symbol requires some length of time for its transmission. Therefore, for a fixed total time duration only a finite number of different message strings are possible. Let N_t denote the number of different message strings possible in t time units.

(a) Suppose that dot and dash each require one time unit for transmission. What is the value of N_1 ? Why is $N_{t+1} = 2N_t$ for all $t \geq 1$? Write down a simple formula for N_t for $t \geq 1$.

(b) Suppose instead that dot requires 1 unit of time for transmission while dash requires 2 units. What are the values of N_1 and N_2 ? Justify the relation $N_{t+2} = N_{t+1} + N_t$ for $t \geq 1$. Hence write down a formula for N_t in terms of t .

(Hint: The general solution of Fibonacci recurrence is given in Example 7.18.)

7.5 Limit of a sequence

The idea of a sequence and the associated notation were described earlier (see Section 7.2.1). We shall now develop the concept of a limit of a sequence and then discuss the properties of sequences that have limits (termed 'convergent sequences') and methods for evaluating those limits algebraically and numerically.

7.5.1 Convergent sequences

In Example 7.6, we obtained the following sequence of approximations (working to 2dp) for $\sqrt{2}$:

$$x_0 = 1, \quad x_1 = 1.83, \quad x_2 = 1.16, \quad x_3 = 1.64$$

Continuing with the process, we obtain

$$x_{22} = 1.41, \quad x_{23} = 1.41$$

and

$$x_n = 1.41 \quad \text{for } n \geq 22$$

The terms x_{22} and x_{23} of the sequence are indistinguishable to two decimal places; in other words, their difference is less than a rounding error. This situation is shown clearly in Figure 7.4(b). This phenomenon occurs with many sequences, and we say that the sequence **tends to a limit** or **has a limiting value** or **converges** or **is convergent**. While it is clear in the above example what we mean by saying that the sequence converges to $\sqrt{2}$, we need a precise definition for all the cases that may occur.

In general, a sequence $\{a_k\}_{k=0}^{\infty}$ has the limiting value a as n becomes large if, given a small positive number ε (no matter how small), a_n differs from a by less than ε for all sufficiently large n . More concisely,

$$a_n \rightarrow a \text{ as } n \rightarrow \infty \text{ if, given any } \varepsilon > 0, \text{ there is a number } N \text{ such that } |a_n - a| < \varepsilon \text{ for all } n > N.$$

Here the \rightarrow stands for ‘tends to the value’ or ‘converges to the limit’. An alternative notation for $a_n \rightarrow a$ as $n \rightarrow \infty$ is

$$\lim_{n \rightarrow \infty} a_n = a$$

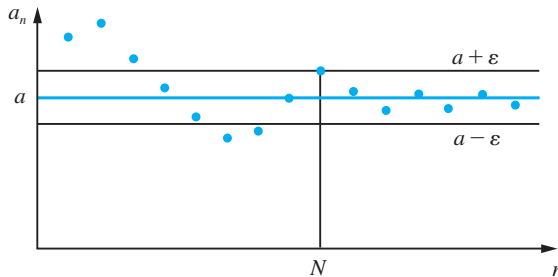
Diagrammatically, this means that the terms of the sequence lie between $y = a - \varepsilon$ and $y = a + \varepsilon$ for $n > N$, as shown in Figure 7.8.

Note that the limit of a sequence need not actually be an element of the sequence. For example, $\{n^{-1}\}_{n=1}^{\infty}$ has limit 0, but 0 does not occur in the sequence.

Returning to the square root example discussed above, we have

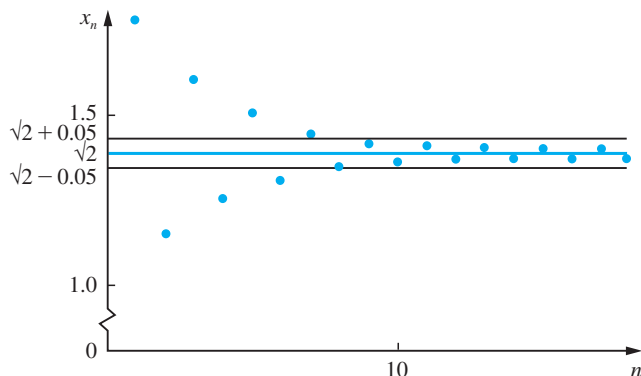
$$x_n \rightarrow \sqrt{2} \quad \text{as } n \rightarrow \infty$$

Figure 7.8
Convergence
of $\{a_n\}$ to limit a .



It is clear from the terms of the sequence that for an error bound of 0.05 we need $n > 8$ (see Figure 7.9). Thus $\sqrt{2} = 1.4$ (to 1dp). However, to prove convergence in the formal sense, we have to be able to say how many terms we need to take in order to obtain a specified level of precision. Suppose we need an answer correct to 10dp, or 100dp, or whatever; we must be able to give the corresponding value of N in the definition of convergence. Finding an expression for N is not often easy.

Figure 7.9
Convergence
of $\{x_n\}$ to $\sqrt{2}$.



We shall illustrate the type of methods used by finding an expression for N for a classical method for calculating $\sqrt{2}$. This uses the iteration

$$x_{n+1} = \frac{2 + x_n}{1 + x_n} \quad \text{with } x_0 = 1$$

This produces the rational approximations

$$\left\{ 1, \frac{3}{2}, \frac{7}{5}, \frac{17}{12}, \frac{41}{29}, \frac{99}{70}, \dots \right\}$$

The last given approximation has an error of less than 0.0001. Suppose we require an approximation which is correct to p decimal places; then we need to find an N such that

$$|x_n - \sqrt{2}| < 0.5 \times 10^{-p}$$

for $n > N$. Writing $\varepsilon_n = x_n - \sqrt{2}$ so that $x_0 = \sqrt{2} + \varepsilon_0, x_1 = \sqrt{2} + \varepsilon_1, \dots, x_{n+1} = \sqrt{2} + \varepsilon_{n+1}$ (and so on) we have

$$\sqrt{2} + \varepsilon_{n+1} = \frac{2 + \sqrt{2} + \varepsilon_n}{1 + \sqrt{2} + \varepsilon_n}$$

Multiplying across, we have

$$(\sqrt{2} + \varepsilon_{n+1})(1 + \sqrt{2} + \varepsilon_n) = 2 + \sqrt{2} + \varepsilon_n$$

which gives

$$\sqrt{2} + 2 + \sqrt{2}\varepsilon_n + (1 + \sqrt{2})\varepsilon_{n+1} + \varepsilon_{n+1}\varepsilon_n = 2 + \sqrt{2} + \varepsilon_n$$

Simplifying further we have

$$(1 + \sqrt{2} + \varepsilon_n)\varepsilon_{n+1} = -\varepsilon_n(\sqrt{2} - 1)$$

Thus, since $x_n = \sqrt{2} + \varepsilon_n$

$$|\varepsilon_{n+1}| = \frac{(\sqrt{2} - 1)|\varepsilon_n|}{1 + x_n}$$

Since $x_n \geq 1$ and $\sqrt{2} < 1.5$, this implies

$$|\varepsilon_{n+1}| < \frac{0.5}{2} |\varepsilon_n| < 0.25 |\varepsilon_n|$$

Since $x_0 = 1$ we have $|\varepsilon_0| < \frac{1}{2}$, so that $|\varepsilon_1| < 0.25(\frac{1}{2})$, $|\varepsilon_2| < 0.25^2(\frac{1}{2})$, ... and $|\varepsilon_n| < 0.25^n(\frac{1}{2})$.

Hence if we require $|\varepsilon_n| < 0.5 \times 10^{-p}$, for $n > N$, then we may find m such that

$$0.25^m(\frac{1}{2}) < 0.5 \times 10^{-p}$$

or

$$\frac{1}{4^m} < \frac{1}{10^p}$$

which implies $4^m > 10^p$.

Taking logarithms to base 10, this gives

$$m > p/\log 4$$

Then choose N to be the greatest integer not greater than m , that is $N = \lfloor p/\log 4 \rfloor$. Thus, to guarantee 10dp, we need to evaluate at most $\lfloor 10/\log 4 \rfloor = 16$ iterations, which you may verify on your calculator.

7.5.2 Properties of convergent sequences

As we have seen in the $\sqrt{2}$ example, it is usually difficult and tedious to prove the convergence of a sequence from first principles. Normally we are able to compute the limit of a sequence from simpler sequences by means of very simple rules based on the properties of convergent sequences. These are:

- (a) Every convergent sequence is bounded; that is, if $\{a_n\}_{n=0}^{\infty}$ is convergent then there is a positive number M such that $|a_n| < M$ for all n .
- (b) If $\{a_n\}$ has limit a , and $\{b_n\}$ has limit b , then
 - (i) $\{a_n + b_n\}$ has limit $a + b$
 - (ii) $\{a_n - b_n\}$ has limit $a - b$
 - (iii) $\{a_n b_n\}$ has limit ab
 - (iv) $\{a_n/b_n\}$ has limit a/b , for $b_n \neq 0$, $b \neq 0$.

We illustrate the technique in Example 7.22.

Example 7.22

Find the limits of the sequence $\{x_n\}_{n=0}^{\infty}$ defined by

$$(a) x_n = \frac{n}{n+1} \quad (b) x_n = \frac{2n^2 + 3n + 1}{5n^2 + 6n + 2}$$

Solution (a) With $x_n = n/(n+1)$, we generate the sequence $\{0, \frac{1}{2}, \frac{2}{3}, \frac{3}{4}, \frac{4}{5}, \dots\}$. From these values it seems clear that $x_n \rightarrow 1$ as $n \rightarrow \infty$. This can be proved by rewriting x_n as

$$x_n = 1 - \frac{1}{n+1}$$

and we make $1/(n+1)$ as small as we please by taking n sufficiently large.

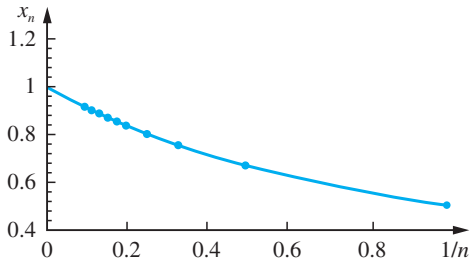


Figure 7.10 Sequence $x_n = n/(n+1)$ plotted against $1/n$.

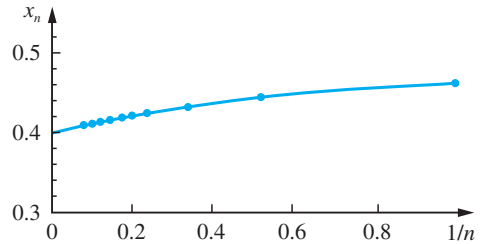


Figure 7.11 Sequence $x_n = \frac{2n^2 + 3n + 1}{5n^2 + 6n + 2}$ plotted against $1/n$.

Alternatively, we write

$$x_n = \frac{1}{1 + 1/n}$$

Now $1/n \rightarrow 0$ as $n \rightarrow \infty$. Hence, by the property (b)(i), $1 + 1/n \rightarrow 1$ and so, by the property (b)(iv),

$$\frac{1}{1 + 1/n} \rightarrow 1 \quad \text{as } n \rightarrow \infty$$

as illustrated in Figure 7.10.

(b) For

$$x_n = \frac{2n^2 + 3n + 1}{5n^2 + 6n + 2}$$

the easiest approach is to divide both numerator and denominator by the highest power of n occurring and use the fact that $1/n \rightarrow 0$ as $n \rightarrow \infty$. Thus

$$x_n = \frac{2 + 3/n + 1/n^2}{5 + 6/n + 2/n^2}$$

The limits of numerator and denominator are 2 and 5 (using the property (b)(i) repeatedly), and so $x_n \rightarrow \frac{2}{5}$ as $n \rightarrow \infty$ (using (b)(iv)). This is shown clearly in Figure 7.11.

Example 7.23

Show that the ratio x_n of successive terms of the Fibonacci sequence satisfies the recurrence relation

$$x_{n+1} = 1 + 1/x_n, \quad x_0 = 1$$

Calculate the first few terms of this sequence and find the value of its limit.

Solution The Fibonacci sequence was defined in Example 7.18 as

$$f_{n+2} = f_{n+1} + f_n \quad \text{with } f_0 = f_1 = 1$$

Defining $x_n = f_{n+1}/f_n$ gives $f_{n+2} = x_{n+1} \times f_{n+1}$ and $f_n = f_{n+1}/x_n$, so that the recurrence relation becomes

$$x_{n+1}f_{n+1} = f_{n+1} + f_{n+1}/x_n$$

and dividing through by f_{n+1} we have

$$x_{n+1} = 1 + 1/x_n$$

Also, $x_0 = f_1/f_0 = 1/1 = 1$.

Using the recurrence relation, we obtain the sequence

$$\{1, 2, 1.5, 1.6667, 1.6, 1.625, 1.6154, 1.6190, \dots\}$$

The numerical results suggest a limiting value near 1.62. Indeed, the oscillatory nature of the sequence suggests $1.6154 < x_n < 1.6190$ for $n > 8$, which implies a limit value $x = 1.62$ correct to 2dp.

In this case we can check this conclusion, for if $x_n \rightarrow x$ as $n \rightarrow \infty$ then $x_{n+1} \rightarrow x$ also, and so the recurrence relation yields

$$x = 1 + \frac{1}{x}, \quad \text{with } x > 0$$

Thus $x^2 - x - 1 = 0$, which implies $x = \frac{1}{2}(1 + \sqrt{5})$ or $x = \frac{1}{2}(1 - \sqrt{5})$. Since the sequence has positive values only, it is clear that the appropriate root is $x = \frac{1}{2}(1 + \sqrt{5}) = 1.62$ (to 2dp).

This limiting value is called the **golden number** and is often denoted by the Greek letter tau τ . A rectangle the ratio of whose sides is the golden number is said to be the most pleasing aesthetically, and this has often been adopted by architects as a basis of design.

7.5.3 Computation of limits

The examples considered so far tend to create the impression that all sequences converge, but this is not so. An important sequence that illustrates this is the geometric sequence

$$a_n = r^n, \quad r \text{ constant}$$

For this sequence we have

$$\lim_{n \rightarrow \infty} a_n = \begin{cases} 0 & (-1 < r < 1) \\ 1 & (r = 1) \end{cases}$$

If $r > 1$, the sequence increases without bound as $n \rightarrow \infty$, and we say it **diverges**. If $r = -1$, the sequence takes the values -1 and 1 alternately, and there is no limiting value. If $r < -1$, the sequence is unbounded and the terms alternate in sign.

Often in computational applications of sequences the limit of the sequence is not known, so that it is not possible to apply the formal definition to determine the number of terms N we need to take in order to obtain a specified level of precision. If we do not know the limit a , to which a sequence $\{a_n\}$ converges, then we cannot measure $|a_n - a|$. In the computational context, when we apply a recurrence relation to find a solution to a problem, we say that the sequence $\{a_n\}$ has converged to its limit when all subsequent

terms yield the same value of the approximation required. In other words, we say that the sequence of finite terms is convergent if, for any n and $m > N$,

$$|a_n - a_m| < \varepsilon$$

where the bound ε is specified. Thus a sequence tends to a limit if all the terms of the sequence for $n > N$ are restricted to an interval that can be made arbitrarily small by choosing N sufficiently large. This is called **Cauchy's test for convergence**.

In many practical problems we need to find a numerical estimate for the limit of a sequence. A graphical method for this is to sketch the graph defined by the points $\{(1/n, a_n): n = 1, 2, 3, \dots\}$ and then extrapolate from it, since $1/n \rightarrow 0$ as $n \rightarrow \infty$. If greater precision is required than can be obtained in this way, an effective numerical procedure is a form of repeated linear extrapolation due to Aitken. We illustrate the procedure in Example 7.24.

Example 7.24

Examine the convergence of the sequence $\{a_n\}_{n=1}^{\infty}$, $a_n = (1 + 1/n)^n$.

Solution

It can be shown that $\lim_{n \rightarrow \infty} a_n = e$, but convergence is rather slow. In fact,

$$\begin{aligned} a_1 &= 2, & a_2 &= 2.2500, & a_3 &= 2.3704, & a_4 &= 2.4414, & \dots \\ a_8 &= 2.5658, & \dots, & a_{16} &= 2.6379, & \dots, & a_{32} &= 2.6770, & \dots \\ a_{64} &= 2.6973, & \dots, & \text{and } e &= 2.7183 \text{ to 4dp} \end{aligned}$$

Now consider the two terms corresponding to $n = 16$ and $n = 32$ and set $x_n = 1/n$. Then

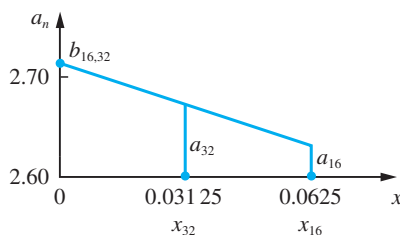
$$\begin{aligned} n = 16 & \text{ gives } x_{16} = 0.0625 & \text{ and } a_{16} = 2.6379 \\ n = 32 & \text{ gives } x_{32} = 0.03125 & \text{ and } a_{32} = 2.6770 \end{aligned}$$

We wish to find the value corresponding to $x = 0$. To estimate this, we may use linear extrapolation, as shown in Figure 7.12. This gives

$$b_{16,32} = \frac{x_{16}a_{32} - x_{32}a_{16}}{x_{16} - x_{32}} = 2.7161$$

Note that $b_{16,32}$ is a better estimate for e than either a_{16} or a_{32} .

Figure 7.12
Linear extrapolation
for the limit of a
sequence.



In MATLAB's Symbolic Math Toolbox the limit as $n \rightarrow \infty$ of the sequence defined by $x_n = f(n)$ is determined by the commands

```
syms n
limit(f_n, n, inf)
```

As illustrative examples, consider Examples 7.22(a) and 7.24:

```
syms n
limit(n/(n + 1), n, inf)
```

returns 1, whereas

```
limit((1 + 1/n)^n, n, inf)
```

returns

```
exp(1)
```

7.5.4 Exercises



Check your answers using MATLAB whenever possible.

- 36** Calculate the first six terms of each of the following sequences $\{a_n\}$ and draw a graph of a_n against $1/n$. (Some care is needed in choosing the scale of the y axis.) What is the behaviour of a_n as $n \rightarrow \infty$?

(a) $a_n = \frac{n}{n^2 + 1} \quad (n \geq 1)$

(b) $a_n = \frac{3n^2 + 2n + 1}{6n^2 + 5n + 2} \quad (n \geq 1)$

(c) $a_n = (2n)^{1/n} \quad (n \geq 1)$

(d) $a_n = \left(1 + \frac{1}{2n}\right)^n \quad (n \geq 1)$

(e) $a_n = \sqrt{1 + a_{n-1}}, \quad a_1 = 1 \quad (n \geq 2)$

(f) $a_n = \frac{n}{2} \sin \frac{2\pi}{n} \quad (n \geq 1)$

Note: Part (f) is the area of a regular polygon of n sides inscribed in a circle of unit radius.

- 37** Calculate the first six terms of each of the following sequences $\{a_n\}$ and draw a graph of a_n against n . What is the behaviour of a_n as $n \rightarrow \infty$?

(a) $a_n = \frac{n^2 + 1}{n + 1} \quad (n \geq 0)$

(b) $a_n = (\sin \frac{1}{2}n\pi)^n \quad (n \geq 1)$

(c) $a_n = 3/a_{n-1}, \quad a_0 = 1 \quad (n \geq 1)$

- 38** Find the least value of N such that when $n \geq N$,

(a) $n^2 + 2n > 100$ (b) $\frac{n^2}{2^n} < \frac{1}{1000}$

(c) $\frac{1}{n} - \frac{(-1)^n}{n^2} < 0.000\,001$

(d) $\sqrt[n]{n+1} - \sqrt[n]{n} < \frac{1}{10}$

(e) $\frac{n^2 + 2}{n^2 - 1} - 1 < 0.01$

- 39** What is the long-term share of the detergent market achieved by the brand ‘Number One’, described in Question 5 (Exercises 7.2.3)?

- 40** A **linearly convergent** sequence has the property that

$$a_n - a = \lambda(a_{n-1} - a) \quad \text{for all } n$$

where λ is a constant and $a = \lim_{n \rightarrow \infty} a_n$. Show that

$$a_{n+1} - a = \lambda(a_n - a)$$

Deduce that

$$\frac{a_{n+1} - a}{a_n - a} = \frac{a_n - a}{a_{n-1} - a}$$

and show that

$$a = a_{n-1} - \frac{(a_n - a_{n-1})^2}{a_{n+1} - 2a_n + a_{n-1}}$$

This is known as **Aitken’s estimate** for the limit of a sequence.

Compute the first four terms of the sequence

$$a_0 = 2, \quad a_{n+1} = \frac{1}{5}(3 + 4a_n^2 - a_n^3) \quad (n \geq 0)$$

and estimate the limit of the sequence.

7.6 Infinite series

Infinite series occur in a large variety of practical problems, from estimating the long-term effects of pollution to the stability analysis of the motions of machinery parts. They also occur in the development of computer algorithms for the numerical solution of practical problems. In this section we will consider the underlying ideas. Care has to be exercised when dealing with infinite series, since it is easy to generate fallacious results. For example, consider the infinite series

$$S = 1 - 2 + 4 - 8 + 16 - 32 + \dots$$

Then we can write

$$2S = 2 - 4 + 8 - 16 + 32 - 64 + \dots$$

and adding these two results, we obtain

$$3S = 1 \quad \text{or} \quad S = \frac{1}{3}$$

which is clearly wrong. Such blunders, however, are not always so glaringly obvious, so we have to develop simple methods for determining whether an infinite series sums to a finite value and for obtaining or estimating that value.

7.6.1 Convergence of infinite series

As we discussed earlier (see Section 7.2.1), series and sequences are closely connected. When the sum S_n of a series of n terms tends to a limit as $n \rightarrow \infty$, the series is **convergent**. When we can express S_n in a simple form, it is usually easy to establish whether or not the series converges. To find the sum of an infinite series, the sequence of partial sums $\{S_n\}$ is taken to the limit.

Example 7.25

Examine the following series for convergence:

- (a) $1 + 3 + 5 + 7 + 9 + \dots + (2k + 1) + \dots$
- (b) $1^2 + 2^2 + 3^2 + 4^2 + 5^2 + \dots + k^2 + \dots$
- (c) $1 + \frac{1}{2} + \frac{1}{4} + \frac{1}{8} + \frac{1}{16} + \dots + \frac{1}{2^k} + \dots$
- (d) $\frac{1}{1 \cdot 2} + \frac{1}{2 \cdot 3} + \frac{1}{3 \cdot 4} + \frac{1}{4 \cdot 5} + \dots + \frac{1}{(k + 1)(k + 2)} + \dots$

Solution (a) This is an arithmetic series, so we can write its finite sum as a simple formula

$$S_n = \sum_{k=0}^{n-1} (2k + 1) = 1 + 3 + 5 + \dots + (2n - 1) = n^2 \quad (n \text{ terms})$$

It is clear from this that $S_n \rightarrow \infty$ as $n \rightarrow \infty$ and the series does not converge to a limit. It is a **divergent** series.

(b) As we saw in Example 7.10

$$S_n = 1^2 + 2^2 + 3^2 + \dots + n^2 = \frac{1}{6}n(n+1)(2n+1) \quad (n \text{ terms})$$

As n becomes large, so does S_n , and $S_n \rightarrow \infty$ as $n \rightarrow \infty$. Hence the series is divergent.

(c) $S_n = 1 + \frac{1}{2} + \frac{1}{4} + \dots + \frac{1}{2^{n-1}} \quad (n \text{ terms})$

This is a geometric series with common ratio $\frac{1}{2}$. Using the formula (7.4) with $a = 1$ and $r = \frac{1}{2}$ gives

$$S_n = \frac{1 - \frac{1}{2^n}}{1 - \frac{1}{2}} = 2 \left(1 - \frac{1}{2^n} \right)$$

As $n \rightarrow \infty$, $\frac{1}{2^n} \rightarrow 0$, so that $S_n \rightarrow 2$. Hence the series converges to the sum 2.

(d) We showed in Example 7.11 that

$$S_n = \frac{1}{1 \cdot 2} + \frac{1}{2 \cdot 3} + \dots + \frac{1}{n(n+1)} = 1 - \frac{1}{n+1}$$

As $n \rightarrow \infty$, $1/(n+1) \rightarrow 0$, so that $S_n \rightarrow 1$. Hence the series converges to the sum 1.

Among the elementary series, the geometric series is the most important.

$$S_n = a + ar + ar^2 + \dots + ar^{n-1} \quad (n \text{ terms})$$

$$\begin{aligned} &= \frac{a(1 - r^n)}{1 - r} \\ &= \frac{a}{1 - r} - \frac{ar^n}{1 - r} \end{aligned}$$

Since $r^n \rightarrow 0$ as $n \rightarrow \infty$ when $|r| < 1$, we conclude that $S_n \rightarrow a/(1 - r)$ where $|r| < 1$ and the series is convergent. Where $|r| \geq 1$, the series is divergent. These results are used in many applications and the sum of the infinite series is

$$S = a + ar + ar^2 + ar^3 + \dots = \frac{a}{1 - r}, \quad |r| < 1 \quad (7.14)$$

Similarly

$$\begin{aligned} S_n &= a + 2ar + 3ar^2 + \dots + nar^{n-1} \\ &= \frac{a}{(1 - r)^2} - (n + 1)ar^n + nar^{n-1} \\ &\rightarrow \frac{a}{(1 - r)^2} \quad \text{as } n \rightarrow \infty \end{aligned}$$



Summation may be carried out in MATLAB using the *symsum* command. For Example 7.25(a) the sum of the terms up to n is determined by the commands

```
syms k n
sn = symsum(2*k + 1, 0, n)
sn = simplify(sn)
```

as

$$sn = (n + 1)^2$$

which tends to infinity as $n \rightarrow \infty$, so it is a divergent series.

For Example 7.25(d) the sum to infinity is determined by the commands

```
syms k
sinf = symsum(1/((k + 1)*(k + 2)), 0, inf)
```

as $sn = 1$, so it is a convergent series.

7.6.2 Tests for convergence of positive series

The convergence or divergence of the series discussed in Example 7.25 was established by considering the behaviour of the partial sum S_n as $n \rightarrow \infty$. In many cases, however, it is not possible to express S_n in a closed form. When this occurs, the convergence or divergence of the series is established by means of a test. Two tests are commonly used.

(a) Comparison test

Suppose we have a series, $\sum_{k=0}^{\infty} c_k$, of positive terms ($c_k \geq 0$, all k) which is known to be convergent. If we have another series, $\sum_{k=0}^{\infty} u_k$, of positive terms such that $u_k \leq c_k$ for all k then $\sum_{k=0}^{\infty} u_k$ is convergent also.

Also, if $\sum_{k=0}^{\infty} c_k$ diverges and $u_k \geq c_k \geq 0$ for all k , then $\sum_{k=0}^{\infty} u_k$ also diverges.

Example 7.26

Examine for convergence the series

- (a) $1 + \frac{1}{1!} + \frac{1}{2!} + \frac{1}{3!} + \frac{1}{4!} + \dots + \frac{1}{n!} + \dots$ (the **factorial series**)
- (b) $1 + \frac{1}{2} + \frac{1}{3} + \frac{1}{4} + \dots + \frac{1}{n} + \dots$ (the **harmonic series**)

Solution (a) We can establish the convergence of the series (a) by considering its partial sum

$$A_n = 1 + \frac{1}{1!} + \frac{1}{2!} + \frac{1}{3!} + \frac{1}{4!} + \dots + \frac{1}{n!}$$

Each term of this series is less than or equal to the corresponding term of the series

$$C_n = 1 + 1 + \frac{1}{2} + \frac{1}{2^2} + \frac{1}{2^3} + \dots + \frac{1}{2^{n-1}}$$

This geometric series may be summed to give

$$C_n = 3 - \frac{1}{2^{n-1}}$$

Thus

$$A_n < 3 - \frac{1}{2^{n-1}}$$

which implies that, since all the terms of the series are positive numbers, A_n tends to a limit less than 3 as $n \rightarrow \infty$. Thus the series is convergent.

(b) The divergence of the series (b) is similarly established.

$$1 + \frac{1}{2} + \frac{1}{3} + \frac{1}{4} + \frac{1}{5} + \frac{1}{6} + \frac{1}{7} + \frac{1}{8} + \frac{1}{9} + \dots$$

Collecting together successive groups of two, four, eight, ..., terms, we have

$$1 + \frac{1}{2} + \left(\frac{1}{3} + \frac{1}{4}\right) + \left(\frac{1}{5} + \frac{1}{6} + \frac{1}{7} + \frac{1}{8}\right) + \left(\frac{1}{9} + \dots + \frac{1}{16}\right) + \left(\frac{1}{17} + \dots\right)$$

which may be compared with the series

$$(c) \quad 1 + \frac{1}{2} + \left(\frac{1}{4} + \frac{1}{4}\right) + \left(\frac{1}{8} + \frac{1}{8} + \frac{1}{8} + \frac{1}{8}\right) + \left(\frac{1}{16} + \dots + \frac{1}{16}\right) + \left(\frac{1}{32} + \dots\right)$$

Each term of the rearranged (b) is greater than or at least equal to the corresponding term of the series (c), and so the 'sum' of the series (b) is greater than the 'sum' of the series (c), which is

$$1 + \frac{1}{2} + \frac{1}{2} + \frac{1}{2} + \frac{1}{2} + \dots$$

on summing the terms in brackets and which is clearly divergent.

Note that the harmonic series is divergent despite the fact that its n th term tends to zero as $n \rightarrow \infty$.

The harmonic series is the borderline case for divergence/convergence of the series

$$S(r) = \sum_{k=1}^{\infty} \frac{1}{k^r}$$

For $r > 1$, this series converges; for $r \leq 1$, it diverges as shown in the table below, where the values have been calculated using the `symsum` command (followed by the `double` command) in MATLAB's Symbolic Math Toolbox.

r	1	1.01	1.05	1.10	1.20	1.50	2
$S(r)$	∞	100.58	20.58	10.58	5.59	2.61	1.64

(b) d'Alembert's ratio test

Suppose we have a series of positive terms, $\sum_{k=0}^{\infty} u_k$, and also $\lim_{n \rightarrow \infty} \frac{u_{n+1}}{u_n} = l$ exists.

Then the series is convergent if $l < 1$ and divergent if $l > 1$. If $l = 1$, we are not able to decide, using this test, whether the series converges or diverges.

The proof of this result is straightforward. Assume that $\lim_{n \rightarrow \infty} \frac{u_{n+1}}{u_n} = l < 1$ and choose r to be any number between l and 1 . Then since the values of u_{n+1}/u_n , when n is sufficiently large, differ from l by as little as we please, we have

$$\frac{u_{n+1}}{u_n} < r$$

for $n \geq N$. Thus

$$u_{N+1} < ru_N, \quad u_{N+2} < r^2u_N, \dots$$

Thus, from and after the term u_N of the series, the terms do not exceed those of the convergent geometric series

$$u_N(1 + r + r^2 + r^3 + \dots)$$

Hence $\sum_{k=0}^{\infty} u_k$ converges.

It is left as an exercise for the reader to show that the series diverges when $l > 1$.

Example 7.27

Use d'Alembert's test to determine whether the following series are convergent.

$$(a) \sum_{k=0}^{\infty} \frac{2^k}{k!} \quad (b) \sum_{k=0}^{\infty} \frac{2^k}{(k+1)^2}$$

Solution (a) Let $u_k = \frac{2^k}{k!}$, then

$$\frac{u_{n+1}}{u_n} = \frac{2^{n+1}}{(n+1)!} \bigg/ \frac{2^n}{n!} = \frac{2}{n+1}$$

which tends to zero as $n \rightarrow \infty$. Thus $l = 0$ and the series is convergent.

(b) Here

$$l = \lim_{n \rightarrow \infty} \left[\frac{2^{n+1}}{(n+2)^2} \bigg/ \frac{2^n}{(n+1)^2} \right] = 2$$

so that the series diverges.

A necessary condition for convergence of all series is that the terms of the series must tend to zero as $n \rightarrow \infty$. Thus a simple test for divergence is

if $u_n \rightarrow u \neq 0$ as $n \rightarrow \infty$, then $\sum_{k=0}^{\infty} u_k$ is divergent

Notice, however, that $u_n \rightarrow 0$ as $n \rightarrow \infty$ does not guarantee that $\sum_{k=0}^{\infty} u_k$ is convergent. To prove that, we need more information. (Recall, for example, the harmonic series $1 + \frac{1}{2} + \frac{1}{3} + \frac{1}{4} + \dots$, of Example 7.26, which is divergent.)

Example 7.28

Show that the series $\frac{1}{2} + \frac{2}{3} + \frac{3}{4} + \dots$ is divergent.

Solution Here $u_k = \frac{k}{k+1}$, so that d'Alembert's ratio test does not give a conclusion (since $l = 1$). However, we note that $u_n = 1 - \frac{1}{n+1}$, so that $u_n \rightarrow 1$ as $n \rightarrow \infty$, from which we conclude that $\sum_{k=1}^{\infty} u_k$ diverges.

7.6.3 The absolute convergence of general series

In practical problems, we are concerned with series which may have both positive and negative terms. **Absolutely convergent** series are a special case of such series. Consider the general series

$$S = \sum_{k=0}^{\infty} u_k$$

which may have both positive and negative terms u_k . If the associated series

$$T = \sum_{k=0}^{\infty} |u_k|$$

is convergent then S is convergent and is said to be **absolutely convergent**. If it is impossible to obtain a value for the limit of the partial sum T_n , we must use some other test to determine the convergence (or divergence) of T . A simple test for absolute convergence of a series $\sum_{k=1}^{\infty} u_k$ is a natural extension of d'Alembert's ratio test.

If $\lim_{n \rightarrow \infty} \left| \frac{u_{n+1}}{u_n} \right| < 1$ then $\sum_{k=0}^{\infty} u_k$ is absolutely convergent

If $\lim_{n \rightarrow \infty} \left| \frac{u_{n+1}}{u_n} \right| > 1$ then $\sum_{k=0}^{\infty} u_k$ is divergent

If $\lim_{n \rightarrow \infty} \left| \frac{u_{n+1}}{u_n} \right| = 1$ then no conclusion is possible

Absolutely convergent series have the following useful properties:

- the insertion of brackets into the series does not alter its sum;
- the rearrangement of the series does not alter its sum;
- the product of two absolutely convergent series $A = \sum a_n$ and $B = \sum b_n$ is an absolutely convergent series C , where

$$C = a_1b_1 + (a_2b_1 + a_1b_2) + (a_3b_1 + a_2b_2 + a_1b_3) + (a_4b_1 + a_3b_2 + a_2b_3 + a_1b_4) + \dots$$

There are convergent series that are not absolutely convergent; that is, $\sum_{k=1}^{\infty} u_k$ converges but $\sum_{k=0}^{\infty} |u_k|$ diverges. The most common series of this type are alternating

series. Here the u_k alternate in sign. If, in addition, the terms decrease in size and tend to zero,

$$|u_n| < |u_{n-1}| \quad \text{for all } n, \quad \text{with } u_n \rightarrow 0 \quad \text{as } n \rightarrow \infty$$

then the series converges. Thus

$$\sum_{k=1}^{\infty} (-1)^{k+1} \frac{1}{k} = 1 - \frac{1}{2} + \frac{1}{3} - \frac{1}{4} + \frac{1}{5} - \frac{1}{6} + \dots$$

which we write as

$$\sum_{k=1}^{\infty} (-1)^{k+1} \frac{1}{k} = 1 + (-\frac{1}{2}) + (\frac{1}{3}) + (-\frac{1}{4}) + (\frac{1}{5}) + (-\frac{1}{6}) + \dots$$

converges. Its sum is $\ln 2$, as we shall show in the next section. The associated series of positive terms, $\sum_{k=1}^{\infty} (1/k)$, diverges of course (see Example 7.26b).

7.6.4 Exercises

41 Decide which of the following geometric series are convergent.

(a) $2 + \frac{2}{3} + \frac{2}{9} + \frac{2}{27} + \dots + \frac{2}{3^k} + \dots$

(b) $4 - 2 + 1 - \frac{1}{2} + \dots + \frac{(-1)^k 4}{2^k} + \dots$

(c) $10 + 11 + \frac{121}{10} + \frac{1331}{100} + \dots + 10(\frac{11}{10})^k + \dots$

(d) $1 - \frac{5}{4} + \frac{25}{16} - \frac{125}{64} + \dots + (-\frac{5}{4})^k + \dots$

42 Show that if



$$T_n = a + 2ar + 3ar^2 + 4ar^3 + \dots + nar^{n-1}$$

then $(1-r)T_n = a + ar + ar^2 + \dots + ar^{n-1} - nar^n$

Deduce that

$$T_n = \frac{a(1-r^n)}{(1-r)^2} - \frac{nar^n}{1-r}$$

Show that if $|r| < 1$, then $T_n \rightarrow a/(1-r)^2$ as $n \rightarrow \infty$. Hence sum the infinite series

$$1 + \frac{2}{3} + \frac{1}{3} + \frac{4}{27} + \frac{5}{81} + \dots + \frac{k}{3^{k-1}} + \dots$$

43 For each of the following series find the sum of the first N terms, and, by letting $N \rightarrow \infty$, show that the infinite series converges and state its sum.



(a) $\frac{2}{1 \cdot 3} + \frac{2}{3 \cdot 5} + \frac{2}{5 \cdot 7} + \dots$

(b) $\frac{1}{1} + \frac{2}{2} + \frac{3}{2^2} + \frac{4}{2^3} + \frac{5}{2^4} + \dots$

(c) $\frac{1}{1 \cdot 2 \cdot 3} + \frac{1}{2 \cdot 3 \cdot 4} + \frac{1}{3 \cdot 4 \cdot 5} + \dots$

44 Which of the following series are convergent?

(a) $\sum_{k=1}^{\infty} (-1)^k$ (b) $-\frac{2}{3} + \frac{3}{4} - \frac{4}{5} + \dots$

(c) $\sum_{k=0}^{\infty} \frac{1}{3^k + 1}$

45 By comparison with the series $\sum_{k=2}^{\infty} [1/k(k-1)]$ and $\sum_{k=2}^{\infty} [1/k(k+1)]$, show that $S = \sum_{k=2}^{\infty} (1/k^2)$ is convergent and $\frac{1}{2} < S < 1$.

(In fact, $\sum_{k=1}^{\infty} (1/k^2) = S + 1 = \frac{1}{6}\pi^2$.)

46 Show that $0.\dot{5}\dot{7}$ (that is, $0.575757\dots$) may be expressed as $57 \times 10^{-2} + 57 \times 10^{-4} + \dots$, and so $0.\dot{5}\dot{7} = 57 \sum_{r=1}^{\infty} 100^{-r}$. Hence express $0.\dot{5}\dot{7}$ as a rational number. Use a similar method to express as rational numbers

(a) $0.4\dot{1}\dot{3}$ (b) $0.101010\dots$

(c) $0.999999\dots$ (d) $17.2317231723\dots$

47 Consider the series $\sum_{r=1}^{\infty} k^{-p}$. By means of the inequalities ($p > 0$)

$$\frac{1}{2^p} + \frac{1}{3^p} < \frac{2}{2^p}$$

$$\frac{1}{4^p} + \frac{1}{5^p} + \frac{1}{6^p} + \frac{1}{7^p} < \frac{4}{4^p}$$

$$\frac{1}{8^p} + \frac{1}{9^p} + \frac{1}{10^p} + \frac{1}{11^p} + \frac{1}{12^p} + \frac{1}{13^p}$$

$$+ \frac{1}{14^p} + \frac{1}{15^p} < \frac{8}{8^p}$$

and so on, deduce that the series is convergent for $p > 1$. Show that it is divergent for $p \leq 1$.

- 48 Two attempts to evaluate the sum $\sum_{k=1}^{\infty} k^{-4}$ are made on a computer working to eight digits. The first evaluates the sum

$$1 + \frac{1}{2^4} + \frac{1}{3^4} + \frac{1}{4^4} + \dots + \frac{1}{72^4}$$

from the left; the second evaluates it from the right. The first method yields the result 1.082 3202, the second 1.082 322 1. Which is the better approximation and why?

- 49 Show that

$$\sum_{k=1}^{2n} \frac{(-1)^{k+1}}{k^4} = \sum_{k=1}^{2n} \frac{1}{k^4} - \frac{1}{8} \sum_{k=1}^n \frac{1}{k^4}$$

and deduce that

$$\sum_{k=1}^{\infty} \frac{(-1)^{k+1}}{k^4} = \frac{7}{8} \sum_{k=1}^{\infty} \frac{1}{k^4}$$

Deduce that the modulus of error in the estimate for the sum $\sum_{k=1}^{\infty} k^{-4}$ obtained by computing $\frac{8}{7} \sum_{k=1}^N (-1)^k k^{-4}$ is less than $\frac{8}{7}(N+1)^{-4}$.

7.7 Power series

Power series frequently occur in the solution of practical problems, as we shall see in Chapter 9 and elsewhere. Often they are used to determine the sensitivity of systems to small changes in design parameters, to examine whether such systems are stable when small variations occur (as they always will in real life). The basic mathematics involved in power series is a natural extension of the series considered earlier.

A series of the type

$$a_0 + a_1x + a_2x^2 + a_3x^3 + \dots + a_nx^n + \dots$$

where the a_0, a_1, a_2, \dots are independent of x is called a **power series**.

7.7.1 Convergence of power series

Power series will, in general, converge for certain values of x and diverge elsewhere. Applying d'Alembert's ratio test to the above series, we see that it is absolutely convergent when

$$\lim_{n \rightarrow \infty} \left| \frac{a_{n+1}x^{n+1}}{a_nx^n} \right| < 1$$

Thus the series converges if

$$|x| \lim_{n \rightarrow \infty} \left| \frac{a_{n+1}}{a_n} \right| < 1$$

that is, if

$$|x| < \lim_{n \rightarrow \infty} \left| \frac{a_n}{a_{n+1}} \right|$$

Denoting $\lim_{n \rightarrow \infty} |a_n/a_{n+1}|$ by r , we see that the series is absolutely convergent for $-r < x < r$ and divergent for $x < -r$ and $x > r$. The limit r is called the **radius of convergence** of the series. The behaviour at $x = \pm r$ has to be determined by other methods.

The various cases that occur are shown in Example 7.29.

Example 7.29

Find the radius of convergences of the series

$$(a) \sum_{n=1}^{\infty} \frac{x^n}{n} \quad (b) \sum_{n=1}^{\infty} n^n x^n$$

Solution (a) Here $a_n = 1/n$, so that $|a_n/a_{n+1}| = (n+1)/n$ and $r = 1$. Thus the domain of absolute convergence of the series is $-1 < x < 1$. The series diverges for $|x| > 1$ and for $x = 1$. At $x = -1$ the series is

$$-1 + \frac{1}{2} - \frac{1}{3} + \frac{1}{4} + \dots$$

which is convergent to $\ln \frac{1}{2}$ (see Section 7.6.3 and formula (7.18) below). Thus the series

$$\sum_{n=1}^{\infty} \frac{x^n}{n} = x + \frac{1}{2}x^2 + \frac{1}{3}x^3 + \frac{1}{4}x^4 + \dots$$

is convergent for $-1 \leq x < 1$.

(b) Here $a_n = n^n$ and

$$\left| \frac{a_n}{a_{n+1}} \right| = \frac{n^n}{(n+1)^{n+1}} = \left(\frac{n}{n+1} \right)^n \frac{1}{n+1}$$

Now

$$\left(\frac{n}{n+1} \right)^n = \frac{1}{(1+1/n)^n} \rightarrow e^{-1} \quad \text{as } n \rightarrow \infty \quad (\text{see Example 7.24})$$

and

$$\frac{1}{n+1} \rightarrow 0 \quad \text{as } n \rightarrow \infty$$

so that $a_n/a_{n+1} \rightarrow 0$ as $n \rightarrow \infty$. Thus the series converges only at $x = 0$, and diverges elsewhere.

7.7.2 Special power series

Power series may be added, multiplied and divided within their common domains of convergence (provided the denominator is non-zero within this common domain) to give power series that are convergent, and these properties are often exploited to express a given power series in terms of standard series and to obtain power series expansions of complicated functions.

Four elementary power series that are of widespread use are

(a) The geometric series

$$\frac{1}{1+x} = 1 - x + x^2 - x^3 + \dots + (-1)^n x^n + \dots \quad (-1 < x < 1) \quad (7.15)$$

(b) The binomial series

$$(1+x)^r = 1 + \binom{r}{1}x + \binom{r}{2}x^2 + \binom{r}{3}x^3 + \dots + \binom{r}{n}x^n + \dots \quad (-1 < x < 1) \quad (7.16)$$

where

$$\binom{r}{n} = \frac{r(r-1)\dots(r-n+1)}{1 \cdot 2 \cdot 3 \cdot \dots \cdot n}$$

is the binomial coefficient.

In series (7.16) r is any real number. When r is a positive integer, N say, the series terminates at the term x^N and we have the binomial expansion discussed in Chapter 1. When r is not a positive integer, the series does not terminate.

We can see that setting $r = -1$ gives

$$(1+x)^{-1} = \frac{1}{1+x} = 1 + \frac{(-1)}{1}x + \frac{(-1)(-2)}{1 \cdot 2}x^2 + \frac{(-1)(-2)(-3)}{1 \cdot 2 \cdot 3}x^3 + \dots$$

which simplifies to the geometric series

$$\frac{1}{1+x} = 1 - x + x^2 - x^3 + \dots$$

So the geometric series may be thought of as a special case of the binomial series.

Comment (The series is often written as $(1+x)^{-1} = 1 - x + x^2 - x^3 + O(x^4)$, where $O(x^4)$ means terms involving powers of x greater than or equal to 4.)

Similarly,

$$(1+x)^{-2} = 1 + \frac{(-2)}{1}x + \frac{(-2)(-3)}{1 \cdot 2}x^2 + \frac{(-2)(-3)(-4)}{1 \cdot 2 \cdot 3}x^3 + \dots$$

which simplifies to the arithmetico-geometric series

$$\frac{1}{(1+x)^2} = 1 - 2x + 3x^2 - 4x^3 + \dots$$

(Compare Exercises 7.6.4, Question 42.)

(c) The exponential series

$$e^x = 1 + \frac{x}{1!} + \frac{x^2}{2!} + \frac{x^3}{3!} + \dots + \frac{x^n}{n!} + \dots \quad (\text{all } x) \quad (7.17)$$

We saw in Example 7.22 that the number e is defined by

$$e = \lim_{n \rightarrow \infty} \left(1 + \frac{1}{n} \right)^n$$

Similarly, the function e^x is defined by

$$e^x = \lim_{n \rightarrow \infty} \left(1 + \frac{x}{n} \right)^n$$

(or, equivalently, by $\lim_{n \rightarrow \infty} (1 + \frac{x}{n})^{nx}$).

Using the binomial expansion, we have

$$\begin{aligned} e^x &= \lim_{n \rightarrow \infty} \left\{ 1 + \frac{n}{1} \left(\frac{x}{n} \right) + \frac{n(n-1)}{1 \cdot 2} \left(\frac{x}{n} \right)^2 + \frac{n(n-1)(n-2)}{1 \cdot 2 \cdot 3} \left(\frac{x}{n} \right)^3 + \dots \right\} \\ &= \lim_{n \rightarrow \infty} \left\{ 1 + \frac{1}{1}x + \frac{(1 - \frac{1}{n})}{1 \cdot 2}x^2 + \frac{(1 - \frac{1}{n})(1 - \frac{2}{n})}{1 \cdot 2 \cdot 3}x^3 + \dots \right\} \\ &= 1 + \frac{x}{1!} + \frac{x^2}{2!} + \frac{x^3}{3!} + \dots \end{aligned}$$

So we see the connection between the binomial and exponential series.

(d) The logarithmic series

$$\ln(1+x) = x - \frac{x^2}{2} + \frac{x^3}{3} - \frac{x^4}{4} + \dots + (-1)^n \frac{x^{n+1}}{n+1} + \dots \quad (-1 < x \leq 1) \quad (7.18)$$

The logarithmic function is the inverse function of the exponential function, so that

$$y = \ln(1+x)$$

$$\text{implies } 1+x = e^y = \lim_{n \rightarrow \infty} \left(1 + \frac{y}{n} \right)^n.$$

Unscrambling the limit to solve for y gives

$$y = \lim_{n \rightarrow \infty} \{ n[(1+x)^{1/n} - 1] \}$$

Using the binomial expansion again gives

$$\begin{aligned} y &= \lim_{n \rightarrow \infty} \left\{ n \left[\frac{1}{1}x + \frac{\frac{1}{n}(\frac{1}{n} - 1)}{1 \cdot 2}x^2 + \frac{\frac{1}{n}(\frac{1}{n} - 1)(\frac{1}{n} - 2)}{1 \cdot 2 \cdot 3}x^3 + \dots \right] \right\} \\ &= x - \frac{x^2}{2} + \frac{x^3}{3} - \frac{x^4}{4} + \dots \end{aligned}$$

Thus we see the connection between the binomial and logarithmic series. Note that taking $x = 1$ in series (7.18) gives the result

$$\sum_{k=1}^{\infty} \frac{1}{k} (-1)^{k+1} = \ln 2$$

used in Section 7.6.3.

A summary of the standard series introduced together with some other useful series deduced from them is given in Figure 7.13. Note that, using the series expansions for e^x , $\sin x$ and $\cos x$ given in the figure, we can demonstrate the validity of Euler's formula

$$e^{jx} = \cos x + j \sin x$$

introduced in equation (3.9). The radius of convergence of all these series may be determined using d'Alembert's test.

Figure 7.13
Table of some
useful series.

$$\begin{aligned} \frac{1}{1+x} &= 1 - x + x^2 - x^3 + \dots + (-1)^n x^n + \dots \quad (-1 < x < 1) \\ \frac{1}{1-x} &= 1 + x + x^2 + x^3 + \dots + x^n + \dots \quad (-1 < x < 1) \\ (1+x)^r &= 1 + \binom{r}{1}x + \binom{r}{2}x^2 + \binom{r}{3}x^3 + \dots + \binom{r}{n}x^n + \dots \quad (-1 < x < 1) \\ \ln(1+x) &= x - \frac{x^2}{2} + \frac{x^3}{3} - \frac{x^4}{4} + \dots + (-1)^n \frac{x^{n+1}}{n+1} + \dots \quad (-1 < x \leq 1) \\ -\ln(1-x) &= x + \frac{x^2}{2} + \frac{x^3}{3} + \frac{x^4}{4} + \dots + \frac{x^{n+1}}{n+1} + \dots \quad (-1 \leq x < 1) \\ \ln \frac{1+x}{1-x} &= 2 \left(x + \frac{x^3}{3} + \frac{x^5}{5} + \dots + \frac{x^{2n+1}}{2n+1} \dots \right) \quad (-1 < x < 1) \\ e^x &= 1 + \frac{x}{1!} + \frac{x^2}{2!} + \frac{x^3}{3!} + \dots + \frac{x^n}{n!} + \dots \quad (\text{all } x) \\ e^{-x} &= 1 - \frac{x}{1!} + \frac{x^2}{2!} - \frac{x^3}{3!} + \frac{x^4}{4!} + \dots + (-1)^n \frac{x^n}{n!} + \dots \quad (\text{all } x) \\ \cosh x &= 1 + \frac{x^2}{2!} + \frac{x^4}{4!} + \frac{x^6}{6!} + \dots + \frac{x^{2n}}{(2n)!} + \dots \quad (\text{all } x) \\ \sinh x &= x + \frac{x^3}{3!} + \frac{x^5}{5!} + \frac{x^7}{7!} + \dots + \frac{x^{2n+1}}{(2n+1)!} + \dots \quad (\text{all } x) \\ \cos x &= 1 - \frac{x^2}{2!} + \frac{x^4}{4!} - \frac{x^6}{6!} + \dots + (-1)^n \frac{x^{2n}}{(2n)!} + \dots \quad (\text{all } x) \\ \sin x &= x - \frac{x^3}{3!} + \frac{x^5}{5!} - \frac{x^7}{7!} + \dots + (-1)^n \frac{x^{2n+1}}{(2n+1)!} + \dots \quad (\text{all } x) \end{aligned}$$

(Note: In the last two series x is an angle measured in radians.)

Example 7.30

Obtain the power series expansions of

$$(a) \frac{1}{\sqrt{1-x^2}} \quad (b) \frac{1}{(1-x)(1+3x)} \quad (c) \frac{\ln(1+x)}{1+x}$$

Solution (a) Using the binomial series (7.16) with $n = -\frac{1}{2}$ gives

$$\begin{aligned} \frac{1}{\sqrt{1+x}} &= (1+x)^{-1/2} \\ &= 1 + \frac{(-\frac{1}{2})}{1!}x + \frac{(-\frac{1}{2})(-\frac{3}{2})}{2!}x^2 + \frac{(-\frac{1}{2})(-\frac{3}{2})(-\frac{5}{2})}{3!}x^3 + \dots \quad (-1 < x < 1) \end{aligned}$$

Now replacing x with $-x^2$ gives the required result

$$\begin{aligned} \frac{1}{\sqrt{1-x^2}} &= 1 + \frac{(\frac{1}{2})}{1!}x^2 + \frac{(\frac{1}{2})(\frac{3}{2})}{2!}x^4 + \frac{(\frac{1}{2})(\frac{3}{2})(\frac{5}{2})}{3!}x^6 + \dots \quad (-1 < x < 1) \\ &= 1 + \frac{1}{2}x^2 + \frac{1 \cdot 3}{2 \cdot 4}x^4 + \frac{1 \cdot 3 \cdot 5}{2 \cdot 4 \cdot 6}x^6 + \dots \quad (-1 < x < 1) \end{aligned}$$

(b) Expressed in partial fractions

$$\frac{1}{(1-x)(1+3x)} = \frac{\frac{1}{4}}{1-x} + \frac{\frac{3}{4}}{1+3x}$$

From the table of Figure 7.13

$$\frac{1}{1-x} = 1 + x + x^2 + x^3 + \dots + x^n + \dots \quad (-1 < x < 1)$$

and replacing x by $3x$ in (7.15) gives

$$\frac{1}{1+3x} = 1 - (3x) + (3x)^2 - (3x)^3 + \dots + (-1)^n(3x)^n + \dots \quad (-\frac{1}{3} < x < \frac{1}{3})$$

Thus

$$\begin{aligned} &\frac{1}{(1-x)(1+3x)} \\ &= \frac{1}{4}[1 + x + x^2 + x^3 + \dots] + \frac{3}{4}[1 - 3x + 9x^2 - 27x^3 + \dots] \quad (-\frac{1}{3} < x < \frac{1}{3}) \\ &= 1 - 2x + 7x^2 - 20x^3 + \dots + \frac{1}{4}(1 + (-1)^n 3^{n+1})x^n + \dots \quad (-\frac{1}{3} < x < \frac{1}{3}) \end{aligned}$$

(c) Using the series for $\ln(1+x)$ and $(1+x)^{-1}$ from (7.18) and (7.15),

$$\begin{aligned} \frac{\ln(1+x)}{1+x} &= (x - \frac{1}{2}x^2 + \frac{1}{3}x^3 - \frac{1}{4}x^4 + \dots)(1 - x + x^2 - x^3 + \dots) \\ &= x - (1 + \frac{1}{2})x^2 + (1 + \frac{1}{2} + \frac{1}{3})x^3 - (1 + \frac{1}{2} + \frac{1}{3} + \frac{1}{4})x^4 + \dots \end{aligned}$$

($-1 < x < 1$)



Power series are examples of Maclaurin series dealt with later in Section 9.4.2. They can be obtained using the `taylor` command `taylor(f, n)`. For example, the first five terms of the series expansion for Example 7.30(b) are determined by the commands

```
syms x
f = 1/((1 - x)*(1 + 3*x));
taylor(f, x, 'Order', 5);
pretty(ans)
```

as

$$1 - 2x + 7x^2 - 20x^3 + 61x^4$$

The inverse process of expressing the sum of a power series in terms of the elementary functions is often difficult or impossible, but when it can be achieved it usually results in dramatic simplification of a practical problem.

Example 7.31

Sum the series

$$(a) 1^2 + 2^2x + 3^2x^2 + 4^2x^3 + 5^2x^4 + \dots \quad (b) 1 + \frac{x}{2!} + \frac{x^2}{4!} + \frac{x^3}{6!} + \frac{x^4}{8!} + \dots$$

Solution (a) Set

$$S = 1^2 + 2^2x + 3^2x^2 + 4^2x^3 + 5^2x^4 + \dots + (n+1)^2x^n + \dots$$

Then

$$xS = 1^2x + 2^2x^2 + 3^2x^3 + 4^2x^4 + \dots + n^2x^n + \dots$$

and subtracting this from S gives

$$\begin{aligned} (1-x)S &= 1^2 + (2^2 - 1^2)x + (3^2 - 2^2)x^2 + (4^2 - 3^2)x^3 + \dots + [(n+1)^2 - n^2]x^n + \dots \\ &= 1 + 3x + 5x^2 + 7x^3 + \dots + (2n+1)x^n + \dots \\ &= (1 + x + x^2 + x^3 + \dots + x^n \dots) + 2(x + 2x^2 + 3x^3 + \dots + nx^n + \dots) \\ &= (1 + x + x^2 + x^3 + \dots + x^n + \dots) + 2x(1 + 2x + 3x^2 + 4x^3 + \dots + nx^{n-1} + \dots) \end{aligned}$$

The first bracket is a geometric series of ratio x and sums to $\frac{1}{1-x}$, $|x| < 1$.

The second bracket is an arithmetico-geometric series of ratio x and sums to $\frac{1}{(1-x)^2}$, $|x| < 1$ (see Exercises 7.6.4, Question 42). Thus

$$(1-x)S = \frac{1}{1-x} + \frac{2x}{(1-x)^2} = \frac{1+x}{(1-x)^2}$$

and

$$S = \frac{1+x}{(1-x)^2} \quad (-1 < x < 1)$$

(b) Summing this series relies on recognizing its similarity to the series for the hyperbolic cosine:

$$\cosh x = 1 + \frac{x^2}{2!} + \frac{x^4}{4!} + \frac{x^6}{6!} + \dots \quad (-\infty < x < \infty)$$

Replacing x by \sqrt{x} gives

$$\cosh \sqrt{x} = 1 + \frac{x}{2!} + \frac{x^2}{4!} + \frac{x^3}{6!} + \dots \quad (-\infty < x < \infty)$$

and thus the series is summed.

Example 7.32

Sum the series

$$(a) S(\lambda) = \sum_{r=0}^{\infty} r \frac{\lambda^r e^{-\lambda}}{r!} \quad (b) T(\lambda) = \sum_{r=0}^{\infty} r^2 \frac{\lambda^r e^{-\lambda}}{r!}$$

and show that

$$T(\lambda) - [S(\lambda)]^2 = \lambda$$

Solution (a) By rewriting $S(\lambda)$ in the form

$$S(\lambda) = \lambda \sum_{r=1}^{\infty} \frac{\lambda^{r-1}}{(r-1)!} e^{-\lambda}$$

and setting $n = r - 1$ we have

$$\begin{aligned} S(\lambda) &= \lambda \sum_{n=0}^{\infty} \frac{\lambda^n}{n!} e^{-\lambda} = \lambda e^{-\lambda} \sum_{n=0}^{\infty} \frac{\lambda^n}{n!} \\ &= \lambda e^{-\lambda} e^{\lambda}, \quad \text{using the result 7.7.2(c)} \\ &= \lambda \end{aligned}$$

$$\begin{aligned} (b) \text{ Similarly } T(\lambda) &= \sum_{r=0}^{\infty} \frac{r(r-1) + r}{r!} \lambda^r e^{-\lambda} \\ &= \sum_{r=0}^{\infty} \left[\frac{1}{(r-2)!} + \frac{1}{(r-1)!} \right] \lambda^r e^{-\lambda} \\ &= \lambda^2 \sum_{r=2}^{\infty} \frac{\lambda^{r-2}}{(r-2)!} e^{-\lambda} + \lambda \sum_{r=1}^{\infty} \frac{\lambda^{r-1}}{(r-1)!} e^{-\lambda} \\ &= \lambda^2 e^{\lambda} e^{-\lambda} + \lambda e^{-\lambda} e^{\lambda} \\ &= \lambda^2 + \lambda \end{aligned}$$

Hence

$$T(\lambda) - S(\lambda)^2 = \lambda$$

These results show that the mean and variance of the Poisson probability distribution both equal λ (see Section 13.5.2).



As we know, series may be summed in MATLAB using the `symsum` command. For Example (7.31) the series sum

```
syms x k
S = symsum(x^(k - 1)/factorial(2*(k - 1)), k, 1, inf)
```

giving

$$S = \cosh(x^{1/2})$$

7.7.3 Exercises



Check your answers using MATLAB whenever possible.

- 50 For what values of x are the following series convergent?

(a) $\sum_{n=1}^{\infty} (2n-1)x^n$

(b) $\sum_{n=0}^{\infty} (-1)^n \frac{x^{2n}}{(2n+1)!}$

(c) $\sum_{n=1}^{\infty} \frac{x^n}{n(n+1)}$

(d) $\sum_{n=1}^{\infty} \frac{n^2}{1+n^2} x^n$

- 51 From known series deduce the following:

(a) $\frac{1}{1+x^2} = 1 - x^2 + x^4 - x^6 + \dots$

(b) $\frac{1}{2} \ln \frac{1+x}{1-x} = x + \frac{1}{3}x^3 + \frac{1}{5}x^5 + \frac{1}{7}x^7 + \dots$

(c) $\frac{1}{(1+x)^2} = 1 - 2x + 3x^2 - 4x^3 + 5x^4 - \dots$

(d) $\sqrt{1-x} = 1 - \frac{1}{2}x - \frac{1}{8}x^2 + \frac{1}{16}x^3 - \frac{5}{128}x^4 - \dots$

(e) $\frac{1}{(1-2x)(2+x)} = \frac{1}{2} + \frac{3}{4}x + \frac{13}{8}x^2 + \frac{51}{16}x^3 + \dots$

(f) $\frac{1}{(1-x)(1+x^2)} = 1 + x + x^4 + x^5 + \dots$

In each case give the general term and the radius of convergence.

- 52 Calculate the binomial coefficients

(a) $\binom{5}{2}$ (b) $\binom{-2}{3}$

(c) $\binom{1/2}{3}$ (d) $\binom{-1/2}{4}$

- 53 From known series deduce the following (the general term is not required):

(a) $\tan x = x + \frac{1}{3}x^3 + \frac{2}{15}x^5 + \dots$

(b) $\cos^2 x = 1 - \frac{2x^2}{2!} + \frac{2^3x^4}{4!} - \frac{2^5x^6}{6!} + \dots$

(c) $e^x \cos x = 1 + x - \frac{2x^3}{3!} - \frac{2x^2x^4}{4!} - \frac{2x^2x^5}{5!} + \dots$

(d) $\ln(1 + \sin x) = x - \frac{1}{2}x^2 + \frac{1}{6}x^3 + \frac{1}{12}x^4 + \dots$

54 Show that

$$\frac{1}{1-x} = 1 + x + x^2 + \dots + x^{n-1} + \frac{x^n}{1-x} \quad (x \neq 1)$$

Hence derive a polynomial approximation to $(1-x)^{-1}$ with an error that, in modulus, is less than 0.5×10^{-4} for $0 \leq x \leq 0.25$.

Using nested multiplication, calculate from your approximation the reciprocal of 0.84 to 4dp, and compare your answer with the value given by your calculator. How many multiplications are needed in this case?

55 Find the sums of the following power series:

(a) $\sum_{k=0}^{\infty} (-1)^k 2^k x^{2k}$

(b) $1 + \frac{1}{2}x + \frac{1 \cdot 3}{2 \cdot 4}x^2 + \frac{1 \cdot 3 \cdot 5}{2 \cdot 4 \cdot 6}x^3 + \frac{1 \cdot 3 \cdot 5 \cdot 7}{2 \cdot 4 \cdot 6 \cdot 8}x^4 + \dots$

(c) $\sum_{k=1}^{\infty} \frac{x^k}{k(k+1)}$

(d) $\frac{1}{2}x^2 + \frac{2}{3}x^3 + \frac{3}{4}x^4 + \frac{4}{5}x^5 + \dots$

56 A regular polygon of n sides is inscribed in a circle of unit diameter. Show that its perimeter p_n is given by

$$p_n = n \sin \frac{\pi}{n}$$

Using the series expansion for sine, prove that

$$\pi = p_n + \frac{\pi^3}{3!} \frac{1}{n^2} - \frac{\pi^5}{5!} \frac{1}{n^4} + \dots$$

and deduce that

$$\pi = \frac{1}{3}(4p_{2n} - p_n) + \frac{1}{4} \frac{\pi^5}{5!} \frac{1}{n^4} + \dots$$

Given $p_{12} = 3.1058$ and $p_{24} = 3.1326$, use this result to obtain a better estimate of π .

7.8 Functions of a real variable

So far in this chapter we have concentrated on sequences and series. The terms of a sequence may be seen as defining a function whose domain is a subset of integers, such as N . We now turn to the fundamental properties that are essential to mathematical modelling and problem solving, but we shall also be developing some basic mathematics that is necessary for later chapters.

7.8.1 Limit of a function of a real variable

The notion of limit can be extended in a natural way to include functions of a real variable:

A function $f(x)$ is said to approach a limit l as x approaches the value a if, given any small positive quantity ε , it is possible to find a positive number δ such that $|f(x) - l| < \varepsilon$ for all x satisfying $0 < |x - a| < \delta$.

Less formally, this means that we can make the value of $f(x)$ as close as we please to l by taking x sufficiently close to a . Note that, using the formal definition, there is no need to evaluate $f(a)$; indeed, $f(a)$ may or may not equal l . The limiting value of f as $x \rightarrow a$ depends only on nearby values!

Example 7.33

Using a calculator, examine the values of $f(x)$ near $x = 0$ where

$$f(x) = \frac{x}{1 - \sqrt{1+x}}, \quad x \neq 0$$

What is the value of $\lim_{x \rightarrow 0} f(x)$?

Solution Note that $f(x)$ is not defined where $x = 0$. At nearby values of x we can calculate $f(x)$, and some values are shown in Figure 7.14.

Figure 7.14
Values of $f(x)$ to 6dp.

x	-0.1	-0.01	-0.001	0.001	0.01	0.1
$f(x)$	-1.948 683	-1.994 987	-1.999 500	-2.000 500	-2.004 988	-2.048 809

It seems that as x gets close to the value of 0, $f(x)$ gets close to the value of -2 . Indeed, it can be proved that for $0 < |x| < 2\varepsilon - \varepsilon^2$, $|f(x) + 2| < \varepsilon$, so that

$$\lim_{x \rightarrow 0} f(x) = -2.$$

Comment Notice that this is a rather artificial example to illustrate the idea and theory. In this case we can rewrite the formula for $f(x)$ to give

$$f(x) = \frac{x(1 + \sqrt{1+x})}{(1 - \sqrt{1+x})(1 + \sqrt{1+x})}$$

which gives

$$f(x) = \frac{x(1 + \sqrt{1+x})}{1 - (1+x)} = -(1 + \sqrt{1+x})$$

It is clear from this that $f(x) \rightarrow -2$ as $x \rightarrow 0$.

The elementary rules for limits (listed in Section 7.5.2) carry over from those of sequences, and these enable us to evaluate many limits by reduction to standard cases. Some common standard limits are

- (i) $\lim_{x \rightarrow a} \frac{x^r - a^r}{x - a} = ra^{r-1}$, where r is a real number
- (ii) $\lim_{x \rightarrow 0} \frac{\sin x}{x} = 1$, where x is in radians
- (iii) $\lim_{h \rightarrow 0} (1 + xh)^{1/h} = e^x$

These results can be deduced from the results of Section 7.7.2. For instance, consider $x^r - a^r$. Since $x \rightarrow a$, set $x = a + h$. Then as $x \rightarrow a$, $h \rightarrow 0$. We have

$$x^r - a^r = a^r \left(1 + \frac{h}{a}\right)^r - a^r \quad (a \neq 0)$$

Expanding $(1 + h/a)^r$ by the binomial series (7.16), we have

$$x^r - a^r = \frac{r}{1!} ha^{r-1} + \frac{r(r-1)}{2!} h^2 a^{r-2} + \frac{r(r-1)(r-2)}{3!} h^3 a^{r-3} + \dots$$

But $x - a = h$, so

$$\frac{x^r - a^r}{x - a} = ra^{r-1} + \frac{r(r-1)}{2!} ha^{r-2} + \dots$$

and letting $h \rightarrow 0$ yields the result (i)

$$\lim_{x \rightarrow a} \frac{x^r - a^r}{x - a} = ra^{r-1}$$

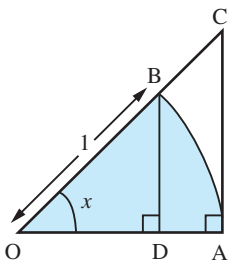
(When $a = 0$, the result is obtained trivially.)

The result (ii) is obtained even more simply. The series expansion

$$\sin x = x - \frac{x^3}{3!} + \frac{x^5}{5!} - \dots$$

gives

$$\lim_{x \rightarrow 0} \frac{\sin x}{x} = 1$$



A geometric interpretation of (ii) is given in Figure 7.15. OAB is a sector of a circle of unit radius with angle x (measured in radians). Then

$$\text{the area of } \triangle OBD < \text{area of sector OBA} < \text{area of } \triangle OCA$$

Algebraically, we have

$$\frac{1}{2} \sin x \cos x < \frac{1}{2} x < \frac{1}{2} \tan x$$

Considering $x > 0$, we may write this as

$$1 < \frac{\sin x}{x} < \frac{1}{\cos x}$$

As $x \rightarrow 0$, $\cos x \rightarrow 1$, so that $\frac{\sin x}{x} \rightarrow 1$ also.

The result (iii) is obtained from a binomial series:

$$\begin{aligned} (1 + xh)^{1/h} &= 1 + \frac{1}{1!} \frac{1}{h} xh + \frac{1}{2!} \frac{1}{h} \left(\frac{1}{h} - 1 \right) (xh)^2 + \frac{1}{3!} \frac{1}{h} \left(\frac{1}{h} - 1 \right) \left(\frac{1}{h} - 2 \right) (xh)^3 + \dots \\ &= 1 + \frac{x}{1!} + \frac{x^2(1-h)}{2!} + \frac{x^3(1-h)(1-2h)}{3!} + \dots \end{aligned}$$

and, as $h \rightarrow 0$,

$$(1 + xh)^{1/h} \rightarrow 1 + \frac{x}{1!} + \frac{x^2}{2!} + \frac{x^3}{3!} + \dots = e^x$$

Figure 7.15
Geometric
interpretation of

$$\lim_{x \rightarrow 0} \frac{\sin x}{x} = 1.$$

Example 7.34

Evaluate the following limits:

$$(a) \lim_{x \rightarrow 0} \frac{\sqrt{1+x^2} - 1}{x^2} \quad (b) \lim_{x \rightarrow 0} \frac{1 - \cos x}{x^2}$$

Solution (a) **Method 1:** Expand $\sqrt{1+x^2}$ by the binomial series (7.16), giving

$$\sqrt{1+x^2} = (1+x^2)^{1/2} = 1 + \frac{1}{2}x^2 - \frac{1}{8}x^4 + \dots$$

so that

$$\frac{\sqrt{1+x^2} - 1}{x^2} = \frac{\frac{1}{2}x^2 - \frac{1}{8}x^4 + \dots}{x^2} = \frac{1}{2} - \frac{1}{8}x^2 + \dots$$

Thus

$$\lim_{x \rightarrow 0} \frac{\sqrt{1+x^2} - 1}{x^2} = \frac{1}{2}$$

Method 2: Multiply numerator and denominator by $\sqrt{1+x^2} + 1$, giving

$$\frac{[\sqrt{1+x^2} - 1][\sqrt{1+x^2} + 1]}{x^2[\sqrt{1+x^2} + 1]} = \frac{(1+x^2) - 1}{x^2[\sqrt{1+x^2} + 1]} = \frac{1}{\sqrt{1+x^2} + 1}$$

Now let $x \rightarrow 0$, to obtain

$$\lim_{x \rightarrow 0} \frac{\sqrt{1+x^2} - 1}{x^2} = \frac{1}{2}$$

(b) **Method 1:** Replace $\cos x$ by its power series expansion (see Figure 7.13),

$$\cos x = 1 - \frac{x^2}{2!} + \frac{x^4}{4!} - \frac{x^6}{6!} - \dots$$

giving

$$\frac{1 - \cos x}{x^2} = \frac{x^2/2! - x^4/4! + x^6/6! - \dots}{x^2} = \frac{1}{2!} - \frac{x^2}{4!} + \frac{x^4}{6!} - \dots$$

Thus

$$\lim_{x \rightarrow 0} \frac{1 - \cos x}{x^2} = \frac{1}{2}$$

Method 2: Using the half-angle formula for $\cos x$ (see 2.7d), we have

$$1 - \cos x = 2 \sin^2 \frac{1}{2}x$$

so

$$\frac{1 - \cos x}{x^2} = \frac{2 \sin^2 \frac{1}{2}x}{x^2} = 2 \left(\frac{\sin \frac{1}{2}x}{x} \right)^2 = \frac{1}{2} \left(\frac{\sin \varphi}{\varphi} \right)^2 \quad \text{where } \varphi = \frac{1}{2}x$$

On letting $x \rightarrow 0$, we have $\varphi \rightarrow 0$ and $(\sin \varphi)/\varphi \rightarrow 1$, so that

$$\frac{1 - \cos x}{x^2} \rightarrow \frac{1}{2}$$

Example 7.35

The volume of a sphere of radius a is $4\pi a^3/3$. Show that the volume of material used in constructing a hollow sphere of interior radius a and exterior radius $a + t$ is

$$V = 4\pi(3a^2t + 3at^2 + t^3)/3$$

Deduce that the surface area of the sphere of radius a is $S = 4\pi a^2$ and show that it is equal to the area of the curved surface of the enclosing cylinder.

Solution

$$\begin{aligned} V &= \frac{4\pi}{3}[(a+t)^3 - a^3] = \frac{4\pi}{3}[a^3 + 3a^2t + 3at^2 + t^3 - a^3] \\ &= \frac{4\pi}{3}(3a^2t + 3at^2 + t^3) \end{aligned}$$

The volume V is approximately the surface area S of the interior sphere times the thickness t . That is,

$$V = St + O(t^2)$$

Hence

$$S = V/t + O(t) = \frac{4\pi}{3}(3a^2 + 3at + t^2) + O(t)$$

Now proceeding to the limit as $t \rightarrow 0$, gives

$$S = 4\pi a^2$$

The radius of the enclosing cylinder is a and its height is $2a$ so that its curved surface area is

$$(2\pi a) \times (2a) = 4\pi a^2$$

as shown in Figure 7.16.

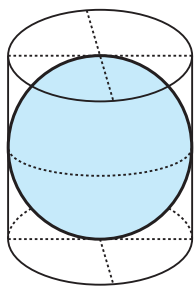


Figure 7.16
Enclosing cylinder in
Example 7.35.

7.8.2 One-sided limits

In some applications we have to use one-sided limits, for example

$$\lim_{x \rightarrow 0^+} \sqrt{x} = 0 \quad (\text{as } x \text{ tends to zero 'from above'})$$

In this example, $\lim_{x \rightarrow 0^-} \sqrt{x}$ (as x tends to zero 'from below') does not exist, since no negative numbers are in the domain of \sqrt{x} . When we write

$$\lim_{x \rightarrow a} f(x) = l$$

we mean that

$$\lim_{x \rightarrow a^-} f(x) = \lim_{x \rightarrow a^+} f(x) = l$$

Example 7.36

Sketch the graph of the function $f(x)$ where

$$f(x) = \frac{\sqrt[3]{(x^2 - x^3)}}{x}, \quad x \neq 0 \text{ and } x < 1$$

and show that $\lim_{x \rightarrow 0} f(x)$ does not exist.

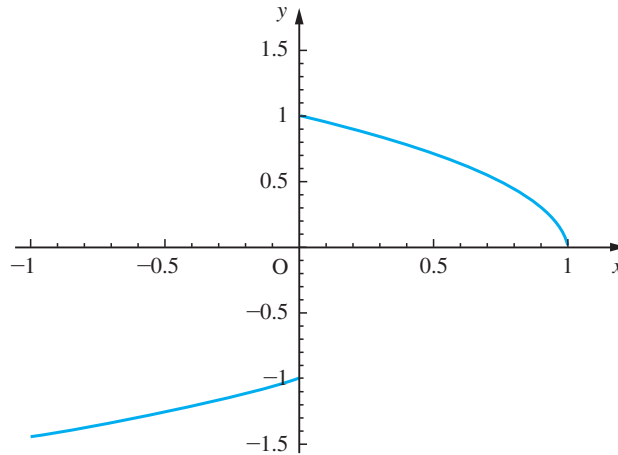
Solution

Notice that the function is not defined for $x = 0$. A sketch of the function is given for $-1 \leq x \leq 1, x \neq 0$ in Figure 7.17. From that diagram we see that $f(x) \rightarrow -1$ as $x \rightarrow 0$ from below and $f(x) \rightarrow +1$ as $x \rightarrow 0$ from above. Since the existence of a limit requires the same value whether we approach from above or below, we deduce that $\lim_{x \rightarrow 0} f(x)$ does not exist.

Figure 7.17

Graph of

$$y = \frac{\sqrt[3]{(x^2 - x^3)}}{x}.$$



Symbolically in MATLAB, limits are determined using the following commands:

$\lim_{x \rightarrow a} f(x)$ by `limit(f,x,a)` or `limit(f,a)`

$\lim_{x \rightarrow a^-} f(x)$ by `limit(f,x,a, 'left')`

and

$\lim_{x \rightarrow a^+} f(x)$ by `limit(f,x,a, 'right')`

The limits of Example 7.34 may be evaluated as follows:

```
syms x
limit((sqrt(1 + x^2) - 1)/x^2, x, 0)
giving ans = 1/2 with
limit((1 - cos(x))/x^2, x, 0)
giving ans = 1/2
```

For Example 7.36 the left and right limits are determined as follows:

```
syms x
limit((x^2 - x^3)^(1/2)/x, x, 0, 'left')
giving ans = -1 with
limit((x^2 - x^3)^(1/2)/x, x, 0, 'right')
giving ans = 1
```

Note: The command `sqrt` may also be used to represent the square root term.

7.8.3 Exercises



Check your answers using MATLAB.

57 Evaluate the following limits:

$$(a) \lim_{x \rightarrow 0} \frac{\sqrt[3]{(1+x)} - \sqrt[3]{(1-x)}}{3x}$$

$$(b) \lim_{x \rightarrow 0} \frac{\cos x \sin x - x}{x^3}$$

$$(c) \lim_{x \rightarrow 0} \frac{\sin^{-1} 2x}{x}$$

$$(d) \lim_{x \rightarrow \pi/2} (\sec x - \tan x)$$

58 Show that

$$\lim_{x \rightarrow \infty} f(x) = \lim_{y \rightarrow 0^+} f\left(\frac{1}{y}\right)$$

Hence find

$$(a) \lim_{x \rightarrow \infty} \frac{3x^2 - x - 2}{x^2 - 1}$$

$$(b) \lim_{x \rightarrow \infty} x(\sqrt{(1+x^2)} - x)$$

59 Evaluate the following limits:

$$(a) \lim_{x \rightarrow 0^-} \tanh \frac{1}{x} \quad (b) \lim_{x \rightarrow 0^+} \tanh \frac{1}{x}$$

$$(c) \lim_{x \rightarrow n^-} [x] \quad (n \in \mathbb{Z})$$

$$(d) \lim_{x \rightarrow n^+} [x] \quad (n \in \mathbb{Z})$$

60 Draw (carefully) graphs of

$$(a) xe^{-x} \quad (b) x^2e^{-x} \quad (c) x^3e^{-x}$$

for $0 \leq x \leq 5$. Use the series expansion of e^x to prove that $x^n e^{-x} \rightarrow 0$ as $x \rightarrow \infty$ for all $n \in \mathbb{Z}$.

61 Use a calculator to evaluate the function $f(x) = x^x$ for $x = 1, 0.1, 0.01, \dots, 0.000\,000\,001$. What do these calculations suggest about $\lim_{x \rightarrow 0^+} f(x)$?

Since $x^x = e^{x \ln x}$, the value of this limit is related to $\lim_{x \rightarrow 0^+} (x \ln x)$. By setting $x = e^{-y}$ and using the results of Question 60, prove that $x^x \rightarrow 1$ as $x \rightarrow 0^+$.

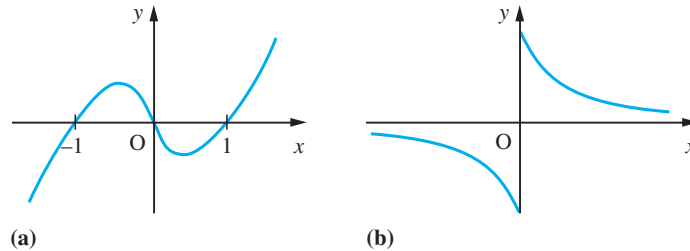
7.9 Continuity of functions of a real variable

In Chapter 2 we examined the properties of elementary functions. Often these were described by means of graphs. A property that is clear from the graphical representation of a function is that of **continuity**. Consider the two functions whose graphs are shown in Figure 7.18. For the function $f(x)$ we can draw the whole curve without lifting the pencil from the paper, but this is not possible for the function $g(x)$. The function $f(x)$ is said to be **continuous everywhere**, while $g(x)$ has a **discontinuity** at $x = 0$. Earlier (see Section 2.8.3), we described several functions that are used to model practical problems and that have points of discontinuity similar to the function $g(x)$. The most important of these is Heaviside's unit function

$$H(x) = \begin{cases} 0 & (x < 0) \\ 1 & (x \geq 0) \end{cases}$$

which has a discontinuity at $x = 0$.

Figure 7.18
Graphs of
the functions
(a) $f(x) = x(x^2 - 1)$
and (b) $g(x) = \tan^{-1}(1/x)$, $x \neq 0$.



The formal mathematical definition of continuity for a function $f(x)$ defined in the neighbourhood of a point $x = x_0$ and at the point itself is that

$$f(x) \rightarrow f(x_0) \quad \text{as } x \rightarrow x_0$$

A function with this property is said to be **continuous at** $x = x_0$.

Continuous functions have some very special properties, which we shall now list.

7.9.1 Properties of continuous functions

If $f(x)$ is continuous in the interval $[a, b]$ then it has the following properties.

(a) $f(x)$ is a bounded function: there are numbers m and M such that

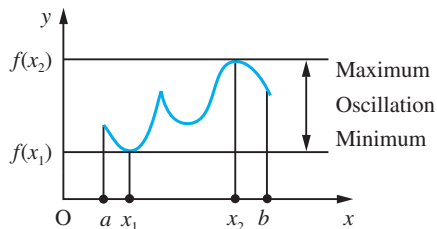
$$m < f(x) < M \quad \text{for all } x \in [a, b]$$

Any numbers satisfying this relation are called a **lower bound** and an **upper bound** respectively.

(b) $f(x)$ has a largest and a least value on $[a, b]$. The least value of $f(x)$ on $[a, b]$ is called the **minimum** of $f(x)$ on $[a, b]$, the largest value is the **maximum** of $f(x)$ on $[a, b]$ and the difference between the two is called the **oscillation** of $f(x)$ on $[a, b]$. This is illustrated in Figure 7.19.

(c) $f(x)$ takes every value between its least and its largest value somewhere between $x = a$ and $x = b$. This property is known as the **intermediate value theorem**.

Figure 7.19
The oscillation of a function.



(d) If $a \leq x_1 \leq x_2 \leq x_3 \leq \dots \leq x_n < b$, there is an $X \in [a, b]$ such that

$$f(X) = \frac{f(x_1) + f(x_2) + \dots + f(x_n)}{n}$$

This property is known as the **average value theorem**.

(e) Given $\varepsilon > 0$, the interval $[a, b]$ can be divided into a number of intervals in each of which the oscillation of the function is less than ε .

(f) Given $\varepsilon > 0$, there is a subdivision of $[a, b]$, $a = x_0 < x_1 < x_2 < \dots < x_n = b$, such that in each subinterval (x_i, x_{i+1})

$$\left| f(x) - \left[f_i + (x - x_i) \frac{f_{i+1} - f_i}{x_{i+1} - x_i} \right] \right| < \varepsilon, \quad f_i = f(x_i)$$

That is, by making a subtabulation that is sufficiently fine, we can represent $f(x)$ locally by linear interpolation to within any prescribed error bound.

(g) Given $\varepsilon > 0$, $f(x)$ can be approximated on the interval $[a, b]$ by a polynomial of suitable degree such that

$$|f(x) - p_n(x)| < \varepsilon \quad \text{for } x \in [a, b]$$

This is known as the **Weierstrass theorem**. Note, however, that the theorem does not tell us how to obtain $p_n(x)$.

The properties of limits listed previously (see Section 7.5.2) enable us to determine the continuity of functions formed by combining continuous functions. Thus if $f(x)$ and $g(x)$ are continuous functions then so are the functions

- (a) $af(x)$, where a is a constant
- (b) $f(x) + g(x)$
- (c) $f(x)g(x)$
- (d) $f(x)/g(x)$, except where $g(x) = 0$

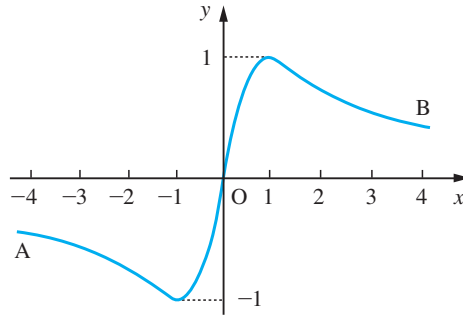
Also the composite function $f(g(x))$ is continuous at x_0 if $g(x)$ is continuous at x_0 and $f(x)$ is continuous at $x = g(x_0)$.

Some of the properties of continuous functions are illustrated in Example 7.37 and in Exercises 7.9.4.

Example 7.37

Show that $f(x) = 2x/(1 + x^2)$ for $x \in \mathbb{R}$ is continuous on its whole domain. Find its maximum and minimum values and show that it attains every value between these extrema.

Figure 7.20
Graph of $2x/(1+x^2)$.



Solution The graph of the function is shown in Figure 7.20, from which we can see that the part shown is a continuous curve. That is to say, we can put a pencil at point A at the left-hand end of the graph and trace along the whole length of the curve to reach the point B at the right-hand end without lifting the pencil from the page. We can prove this more formally as follows. Select any point x_0 of the domain of the function. Then we have to show that $|f(x) - f(x_0)|$ can be made as small as we please by taking x sufficiently close to x_0 . Now

$$\begin{aligned} \frac{2x}{1+x^2} - \frac{2x_0}{1+x_0^2} &= \frac{2x(1+x_0^2) - 2x_0(1+x^2)}{(1+x^2)(1+x_0^2)} = \frac{2(1-xx_0)(x-x_0)}{(1+x^2)(1+x_0^2)} \\ &\rightarrow 0 \quad \text{as } x \rightarrow x_0 \end{aligned}$$

This implies that $f(x)$ is continuous at x_0 , and since x_0 is any point of the domain, it follows that $f(x)$ is continuous for all x .

Then to show that the function takes a given value y we have to solve the equation $y=f(x)$ for x in terms of y . So that in this example

$$y = \frac{2x}{1+x^2} \quad \text{gives} \quad yx^2 - 2x + y = 0$$

where we are now solving the equation for x in terms of y . Hence we obtain

$$x = \frac{1 \pm \sqrt{1-y^2}}{y}, \quad y \neq 0 \text{ and } -1 \leq y \leq 1$$

This gives two values of x for each $y \in (-1, 1)$, $y \neq 0$. Clearly $y=0$ is also attained for $x=0$. The maximum and minimum values for y are 1 and -1 respectively, and the corresponding values of x are 1 and -1 . Thus $f(x)$ is a continuous function on its domain, and it attains its maximum and minimum values and every value in between.

7.9.2 Continuous and discontinuous functions

The technique used to show that $f(x)$ is a continuous function in Example 7.37 can be used to show that polynomials, rational functions (except where the denominator is zero) and many transcendental functions are continuous on their domains. We frequently make use of the properties of continuous functions unconsciously in problem solving! For example, in solving equations we trap the root between two points x_1 and x_2 where $f(x_1) < 0$ and $f(x_2) > 0$ and conclude that the root we seek lies between x_1 and x_2 . The

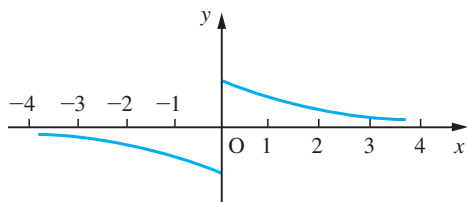


Figure 7.21 Graph of $\tan^{-1}(1/x)$, $x \neq 0$.

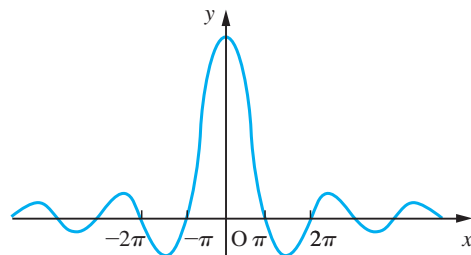


Figure 7.22 Graph of $\text{sinc } x = (\sin x)/x$.

need for continuity here is shown by the graph of $y = \tan^{-1}(1/x)$ (Figure 7.21). There is no value of x corresponding to $y = 0$, despite the facts that $\tan^{-1}(1/0.01)$ is positive and $\tan^{-1}[1/(-0.01)]$ is negative.

Similarly, when locating the maximum or minimum value of a function $y = f(x)$, in many practical situations we would be content with a solution that yields a value close to the true optimum value, and property (e) above tells us we can make that value as close as we please. Sometimes we use the continuity idea to fill in ‘gaps’ in function definitions. A simple example of this is $f(x) = (\sin x)/x$ for $x \neq 0$. This function is defined everywhere except at $x = 0$. We can extend it to include $x = 0$ by insisting that it be continuous at $x = 0$. Since $(\sin x)/x \rightarrow 1$ as $x \rightarrow 0$, defining $f(x)$ as

$$f(x) = \begin{cases} \frac{\sin x}{x} & (x \neq 0) \\ 1 & (x = 0) \end{cases} \quad (7.19)$$

yields a function with no ‘gaps’ in its domain. The function $f(x)$ in (7.19) is known as the **sinc function**; that is,

$$\text{sinc } x = \begin{cases} \frac{\sin x}{x} & (x \neq 0) \\ 1 & (x = 0) \end{cases}$$

and its graph is drawn in Figure 7.22. This function has important applications in engineering, particularly in digital signal analysis. See the chapter on Fourier transforms in the companion text *Advanced Modern Engineering Mathematics*.

Of course it is not always possible to fill in ‘gaps’ in function definitions. The function

$$g(x) = \frac{x}{\sin x} \quad (x \neq n\pi, n = 0, \pm 1, \pm 2, \dots)$$

can have its domain extended to include the points $x = n\pi$, but it will always have a discontinuity at those points (except perhaps $x = 0$). Thus

$$f(x) = \begin{cases} \frac{x}{\sin x} & (x \neq n\pi, n = 0, \pm 1, \pm 2, \dots) \\ 1 & (x = 0) \\ 0 & (x = n\pi, n = \pm 1, \pm 2, \dots) \end{cases}$$

yields a function that is defined everywhere but is discontinuous at an infinite set of points.

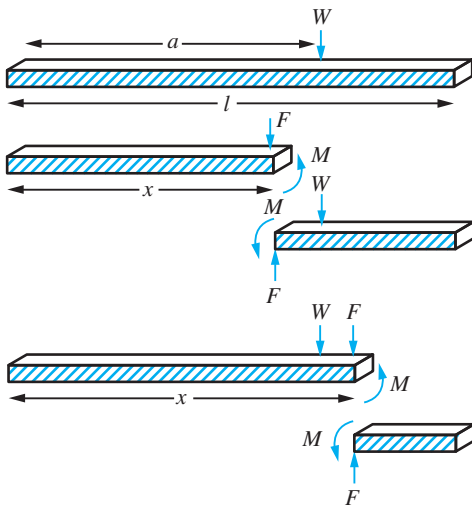


Figure 7.23 A beam, hinged at both ends, carrying a point load.

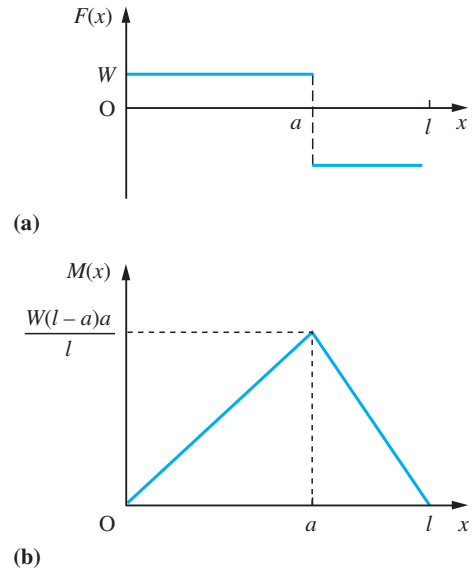


Figure 7.24 (a) The shear force and (b) the bending moment for a freely hinged beam.

In the analysis of practical problems we frequently use functions that have different formulae on different parts of their domain. For example, consider a beam of length l that is freely hinged at both ends and carries a concentrated load W at $x = a$, as shown in Figure 7.23. Then the shear force F is given by

$$F(x) = \begin{cases} W - Wa/l & (0 < x < a) \\ -Wa/l & (a \leq x < l) \end{cases}$$

and is sketched in Figure 7.24(a).

The bending moment M is

$$M(x) = \begin{cases} W(l-a)x/l & (0 < x \leq a) \\ W(l-x)a/l & (a \leq x < l) \end{cases}$$

and is sketched in Figure 7.24(b). (The terms ‘shear force’ and ‘bending moment’ are discussed in the next chapter in Example 8.7.)

Notice here that F has a finite discontinuity at $x = a$ while M is continuous there.

7.9.3 Numerical location of zeros

Many practical engineering problems may involve the determination of the points at which a function takes a specific value (often zero) or the points at which it takes its maximum or minimum values. There are many different numerical procedures for solving such problems and we shall illustrate the technique by considering its application to the analysis of structural vibration.



Figure 7.25
A beam built in at one end and simply supported at the other.

This is a very common problem in engineering. To avoid resonance effects, it is necessary to calculate the natural frequencies of vibration of a structure. For a beam built in at one end and simply supported at the other, as shown in Figure 7.25, the natural frequencies are given by

$$\frac{\theta^2}{2\pi l^2} \sqrt{\frac{EI}{\rho}}$$

where l is the length of the beam, E is Young's modulus, I is the moment of inertia of the beam about its neutral axis, ρ is its density and θ satisfies the equation

$$\tan \theta = \tanh \theta$$

We can find approximate values for θ that satisfy the above equation by means of a graph, as shown in Figure 7.26. From the diagram it is clear that the roots occur just before the points $\theta = 0, \frac{5}{4}\pi, \frac{9}{4}\pi, \frac{13}{4}\pi, \dots$. Using a calculator, we can compare the values of $\tan \theta$ and $\tanh \theta$, to produce the table of Figure 7.27, which gives us the estimate for the root near $\theta = \frac{5}{4}\pi$ as 3.925 ± 0.005 .

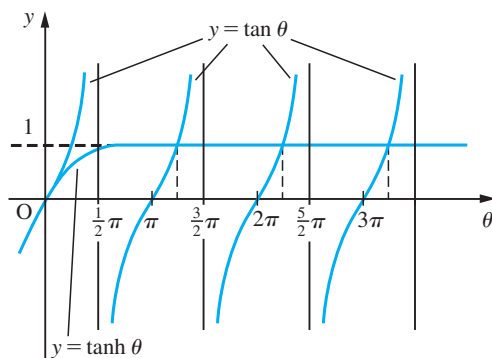


Figure 7.26 The roots of the equation $\tan \theta = \tanh \theta$.

θ	$\tan \theta$	$\tanh \theta$
3.90	0.9474	0.9992
3.91	0.9666	0.9992
3.92	0.9861	0.9992
3.93	1.0060	0.9992

Figure 7.27 Table of values.

If we require a more precise answer than this provides, we can resort to a finer subtabulation. In some problems this can be very tedious and time-consuming. A better strategy is to use an **interval-halving** or **bisection method**. We know that the root lies between $\theta_1 = 3.92$ and $\theta_2 = 3.93$. We work out the value of the functions at the midpoint of this interval, $\theta_3 = 3.925$, and determine whether the root lies between θ_1 and θ_3 or between θ_3 and θ_2 . The process is then repeated on the subinterval that contains the root, and so on until sufficient precision is obtained.

The process is set out in tabular form in Figure 7.28. Note the renaming of the end points of the root-bracketing interval at each step, so that the interval under scrutiny is always denoted by $[\theta_1, \theta_2]$. After five applications we have $\theta = 3.92672 \pm (0.005/2^5)$.

Figure 7.28
Solution of $\tan \theta - \tanh \theta = 0$ by the bisection method.

θ_1	$f(\theta_1)$	θ_2	$f(\theta_2)$	θ_m	$f(\theta_m)$
3.92	-0.013 098	3.93	0.006 808	3.925	-0.003 195
3.925	-0.003 195	3.93	0.006 808	3.9275	0.001 794
3.925	-0.003 195	3.9275	0.001 794	3.92625	-0.000 703
3.92625	-0.000 703	3.9275	0.001 794	3.926875	0.000 545
3.92625	-0.000 703	3.926875	0.000 545	3.9265625	-0.000 079

A refinement of the bisection method is the **method of false position** (also known as **regula falsa**). To solve the equation $f(x) = 0$, given x_1 and x_2 such that $f(x_1) > 0$ and $f(x_2) < 0$ and $f(x)$ is continuous in (x_1, x_2) , the bisection method takes the point

Figure 7.29

Solution of
 $\tan \theta - \tanh \theta = 0$
 by *regula falsae*.

θ_1	$f(\theta_1)$	θ_2	$f(\theta_2)$	$\frac{\theta_1 f(\theta_2) - \theta_2 f(\theta_1)}{f(\theta_2) - f(\theta_1)}$	$f\left(\frac{\theta_1 f(\theta_2) - \theta_2 f(\theta_1)}{f(\theta_2) - f(\theta_1)}\right)$
3.92	-0.013 098	3.93	0.006 808	3.926 580	-0.000 045
3.926 580	-0.000 045	3.93	0.006 808	3.926 602	-0.000 000

$\frac{1}{2}(x_1 + x_2)$ as the next estimate of the root. The method of false position uses linear interpolation to derive the next estimate of the root. The straight line joining the points $(x_1, f(x_1))$ and $(x_2, f(x_2))$ is given by

$$\frac{y - f(x_1)}{f(x_2) - f(x_1)} = \frac{x - x_1}{x_2 - x_1}$$

This line cuts the x axis where

$$x = \frac{x_1 f(x_2) - x_2 f(x_1)}{f(x_2) - f(x_1)}$$

so this is the new estimate of the root. This method usually converges more rapidly than the bisection method. The computation of the root of $\tan \theta - \tanh \theta = 0$ in the interval $(3.92, 3.93)$ is shown in Figure 7.29. Notice how, as a result of the first step, the estimate of the root is $\theta = 3.926 580$ and $f(3.926 580) = 0.000 045$. The root is now bracketed in the interval $(3.926 580, 3.93)$, and the method is repeated. In two steps we have an estimate of the root giving a value of $f(\theta) < 10^{-6}$. This obviously converges much faster than the bisection method.

Both the bisection method and the method of false position are **bracketing methods** – the root is known to lie in an interval of steadily decreasing size. As such, they are guaranteed to converge to a solution. An alternative method of solution for an equation $f(x) = 0$ is to devise a scheme producing a convergent sequence whose limit is the root of the equation. Such **fixed point iteration methods** are based on a relation of the form $x_{n+1} = g(x_n)$. If $\lim_{n \rightarrow \infty} x_n = \alpha$, say, then evidently $\alpha = g(\alpha)$. The simplest way to devise an iterative scheme for the solution of an equation $f(x) = 0$ is to find some rearrangement of the equation in the form $x = g(x)$. Then, if the scheme $x_{n+1} = g(x_n)$ converges, the limit will be a root of $f(x) = 0$.

We can arrange the equation $\tan \theta = \tanh \theta$ in the form

$$\theta = \tan^{-1}(\tanh \theta) + k\pi \quad (k = 0, \pm 1, \pm 2, \dots)$$

If we take $k = 1$ and $\theta_0 = \frac{5}{4}\pi$ we obtain, using the iteration scheme,

$$\theta_n = \tan^{-1}(\tanh \theta_{n-1}) + \pi$$

the sequence

$$\theta_0 = 3.926 991, \quad \theta_1 = 3.926 603, \quad \theta_2 = 3.926 602, \quad \theta_3 = 3.926 602$$

and the root is $\theta = 3.926 602$ to 6dp. (Taking other values of k will, of course, give schemes that converge to other roots of $\tan \theta = \tanh \theta$.)

The disadvantage of such iterative schemes is that not all of them converge. We shall return to this topic later (in Section 9.3.2).

7.9.4 Exercises



Check your answers using MATLAB whenever possible.

62 Draw sketches and discuss the continuity of

(a) $\frac{|x|}{x}$ (b) $\frac{x-1}{2-x}$

(c) $\tanh \frac{1}{x}$ (d) $[1-x^2]$

63 Find upper and lower bounds obtained by

(a) $2x^2 - 4x + 7$ ($0 \leq x \leq 2$)

(b) $-x^2 + 4x - 1$ ($0 \leq x \leq 3$)

in the appropriate domains. Draw sketches to illustrate your answers.

64 Use the intermediate value theorem to show that the equation

$$x^3 + 10x^2 + 8x - 50 = 0$$

has roots between 1 and 2, between -4 and -3 and between -9 and -8 . Find the root between 1 and 2 to 2dp using the bisection method.

65 Show that the equation $3^x = 3x$ has a root in the interval $(0.7, 0.9)$. Use the intermediate value theorem and the method of *regula falsa* to find this root to 3dp.

66 Show that the equation

$$x^3 - 3x + 1 = 0$$

has three roots α, β and γ , where $\alpha < -1$, $0 < \beta < 1$ and $\gamma > 1$. For which of these is the iterative scheme

$$x_{n+1} = \frac{1}{3}(x_n^3 + 1)$$

convergent? Calculate the roots to 3dp.

67 The cubic equation $x^3 + 2x - 2 = 0$ can be written as

(a) $x = 1 - \frac{1}{2}x^3$ (b) $x = \frac{2}{2+x^2}$

(c) $x = (2-2x)^{1/3}$

Determine which of the corresponding iteration processes converges most rapidly to find the real root of the equation. Hence calculate the root to 3dp.

68 Show that the iteration

$$x_{n+1} = \frac{1}{3} \left(2x_n + \frac{a}{x_n^2} \right)$$

converges to the limit $a^{1/3}$. Use the formula with $a = 157$ and $x_0 = 5$ to compare x_1 and x_2 .

Show that the error ε_n in the n th iterate is given by $\varepsilon_{n+1} \approx \varepsilon_n^2/x_{n-1}$, where $x_n = a^{1/3} + \varepsilon_n$. Hence estimate the error in x_1 obtained above.

69 The periods of natural vibrations of a cantilever are given by

$$\frac{2\pi l^2}{\theta^2} \sqrt{\frac{\rho}{EI}}$$

where l, E, I and ρ are physical constants dependent on the shape and material of the cantilever and θ is a root of the equation

$$\cosh \theta \cos \theta = -1$$

Examine this equation graphically. Estimate its lowest root α_0 and obtain an approximation for the k th root α_k . Compare the two iterations:

$$\theta_{n+1} = \cosh^{-1}(-\sec \theta_n)$$

and

$$\theta_{n+1} = \cos^{-1}(-\operatorname{sech} \theta_n)$$

Which should be used to find an improved approximation to x_0 ?

7.10 Engineering application: insulator chain

The voltage V_k at the k th pin of the insulator chain shown in Figure 7.30 satisfies the recurrence relation

$$V_{k+2} - \left(2 + \frac{C_2}{C_1} \right) V_{k+1} + V_k = 0$$

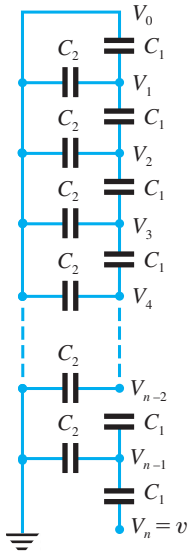


Figure 7.30

with $V_0 = 0$ and $V_n = v$, the amplitude of the voltage applied at the head of the chain. The characteristic equation for this recurrence relation is

$$\lambda^2 - \left(2 + \frac{C_2}{C_1}\right)\lambda + 1 = 0$$

which has real roots

$$\lambda_{1,2} = 1 + \frac{C_2}{2C_1} \pm \sqrt{\left[\frac{C_2}{C_1}\left(1 + \frac{C_2}{4C_1}\right)\right]}$$

Thus, the general solution is

$$V_k = A\lambda_1^k + B\lambda_2^k$$

Applying the condition $V_0 = 0$ gives

$$A + B = 0$$

Applying the condition $V_n = v$ gives

$$A\lambda_1^n + B\lambda_2^n = v$$

Hence $B = -A$ and $A = v/(\lambda_1^n - \lambda_2^n)$ and

$$V_k = \frac{v(\lambda_1^k - \lambda_2^k)}{\lambda_1^n - \lambda_2^n}$$

In a typical insulator chain $C_2/C_1 = 0.1$ and $n = 10$. It is left to the reader to calculate V_k/v for $k = 1, 2, \dots, 9$.

7.11 Engineering application: approximating functions and Padé approximants

We introduced linear and quadratic interpolation earlier as a means of obtaining estimates of the values of functions in between known values (see Section 2.9.1). Often in engineering applications it is of considerable importance to obtain good approximations to functions. In this section we shall show how what we have learned about power series representation can be used to produce a type of approximate representation of a function widely used by engineers, for example when approximating exponentials by rational functions in modelling time delays in control systems. The approach is attributed to Padé and is based on the matching of series expansion.

Example 7.38

Obtain an approximation to the function e^{-x} in the form

$$e^{-x} \approx \frac{a + bx + cx^2}{A + Bx + Cx^2}$$

and find an estimate for the error.

Solution Assuming an exact match at $x = 0$, we deduce at once that $a = A$. Also, we know that $1/e^x = e^{-x}$, and assuming a similar relation for the approximation

$$\frac{A - Bx + Cx^2}{a - bx + cx^2} \equiv \frac{a + bx + cx^2}{A + Bx + Cx^2}$$

This holds if we choose $A = a$ (as above), $B = -b$ and $C = c$, giving

$$e^{-x} \approx \frac{A - Bx + Cx^2}{A + Bx + Cx^2}$$

We can see from this that it would be possible to express both sides of the equation as power series in x (at least in a restricted domain). We can rewrite the approximation to make it exact:

$$(A + Bx + Cx^2)e^{-x} = (A - Bx + Cx^2) + px^3 + qx^4 + rx^5 + \dots$$

where p, q, \dots are to be found.

Replacing e^{-x} by its power series representation, we have

$$\begin{aligned} (A + Bx + Cx^2)(1 - x + \frac{1}{2}x^2 - \frac{1}{6}x^3 + \frac{1}{24}x^4 - \frac{1}{120}x^5 + \dots) \\ = A - Bx + Cx^2 + px^3 + qx^4 + rx^5 + \dots \end{aligned}$$

Multiplying out the left-hand side and collecting terms, we obtain

$$\begin{aligned} A + (B - A)x + (\frac{1}{2}A - B + C)x^2 + (-\frac{1}{6}A + \frac{1}{2}B - C)x^3 \\ + (\frac{1}{24}A - \frac{1}{6}B + \frac{1}{2}C)x^4 + (-\frac{1}{120}A + \frac{1}{24}B - \frac{1}{6}C)x^5 + \dots \\ = A - Bx + Cx^2 + px^3 + qx^4 + rx^5 + \dots \end{aligned}$$

Comparing the coefficients of like powers of x on either side of this equation gives

$$\begin{aligned} A &= A \\ B - A &= -B \\ \frac{1}{2}A - B + C &= C \\ -\frac{1}{6}A + \frac{1}{2}B - C &= p \\ \frac{1}{24}A - \frac{1}{6}B + \frac{1}{2}C &= q \\ -\frac{1}{120}A + \frac{1}{24}B - \frac{1}{6}C &= r \end{aligned}$$

and so on.

We see from this that there is not a unique solution for A, B and C , but that we may choose them (or some of them) arbitrarily. Taking $A = 1$ gives $B = \frac{1}{2}$ and $\frac{1}{12} - C = p$. Setting $p = 0$ will make the error term smaller near $x = 0$, so we adopt that choice, giving $C = \frac{1}{12}$. This gives $q = 0$ and $r = -\frac{1}{720}$. Thus

$$(1 + \frac{1}{2}x + \frac{1}{12}x^2)e^{-x} = (1 - \frac{1}{2}x + \frac{1}{12}x^2) - \frac{1}{720}x^5 + \dots$$

so that

$$\begin{aligned} e^{-x} &= \frac{1 - \frac{1}{2}x + \frac{1}{12}x^2}{1 + \frac{1}{2}x + \frac{1}{12}x^2} - \frac{\frac{1}{720}x^5 + \dots}{1 + \frac{1}{2}x + \frac{1}{12}x^2} \\ &= \frac{12 - 6x + x^2}{12 + 6x + x^2} - \frac{1}{720}x^5 + \dots \end{aligned}$$

The principal term of the error, $-\frac{1}{720}x^5$, enables us to decide the domain of usefulness of the approximation. For example, if we require an approximation correct to 4dp, we need $\frac{1}{720}x^5$ to be less than $\frac{1}{2} \times 10^{-4}$. Thus the approximation

$$e^{-x} \approx \frac{12 - 6x + x^2}{12 + 6x - x^2}$$

yields answers correct to 4dp for $|x| < 0.51$.

This particular approximation is used by control engineers to enable them to apply linear systems techniques to the analysis and design of systems characterizing a time delay in their dynamics. Since the degree of both the numerator and denominator is 2, this is referred to as the (2, 2) Padé approximant.

As an extended exercise, the reader should obtain the following (1, 1) and (3, 3) Padé approximants:

$$e^{-x} \approx \frac{2-x}{2+x} \quad \text{and} \quad e^{-x} \approx \frac{120 - 60x + 12x^2 - x^3}{120 + 60x + 12x^2 + x^3}$$

7.12 Review exercises (1–25)



Check your answers using MATLAB whenever possible.

- 1 There are two methods of assessing the value of a wasting asset. The first assumes that it decreases each year by a fixed amount; the second assumes that it depreciates by a fixed percentage.

A piece of equipment costs £1000 and has a 'lifespan' of six years after which its scrap value is £100. Estimate the value of the equipment by both methods for the intervening years.

- 2 A machine that costs £1000 has a working life of three years, after which it is valueless and has to be replaced. It saves the owner £500 per year while it is in use. Show that the true total saving £S to the owner over the three years is

$$S = 500 \left[\frac{1}{1+r/100} + \frac{1}{(1+r/100)^2} + \frac{1}{(1+r/100)^3} \right] - 1000$$

where $r\%$ is the current rate of interest. Estimate S for $r = 5, 10, 15$ and 20 . When does the machine truly save the owner money?

- 3 An economic model for the supply $S(P)$ and demand $D(P)$ of a product at a market price of P is given by

$$D(P) = 2 - P$$

$$S(P) = \frac{1}{2} + \frac{1}{2}P$$

and

$$D(P_{t+1}) = S(P_t)$$

(so that supply lags behind demand by 1 time unit). Show that

$$P_{t+1} - 1 = -\frac{1}{2}(P_t - 1)$$

and deduce that

$$P_t = 1 + \left(-\frac{1}{2}\right)^t(P_0 - 1)$$

Find the particular solution of the recurrence relation corresponding to $P_0 = 0.8$ and sketch it in a cobweb diagram. What is the steady state price of the product?

- 4 Show that

$$\sum_{k=1}^n \frac{1}{T_k} = \frac{T_{n-1} + T_n}{T_n}$$

where T_k is the k th triangular number. (See Question 4 in Exercises 7.2.3.)

- 5 Find the general solutions of the following linear recurrence relations:

(a) $f_{n+2} - 5f_{n+1} + 6f_n = 0$ (b) $f_{n+2} - 4f_{n+1} + 4f_n = 0$
 (c) $f_{n+2} - 5f_{n+1} + 6f_n = 4^n$ (d) $f_{n+2} - 5f_{n+1} + 6f_n = 3^n$

- 6 Suppose that consumer spending in period t , C_t , is related to personal income two periods earlier, I_{t-2} , by

$$C_t = 0.875I_{t-2} - 0.2C_{t-1} \quad (t \geq 2)$$

Deduce that if personal income increases by a factor 1.05 each period, that is

$$I_{t+1} = 1.05I_t$$

then $I_t = 1.05^t I_0$ and hence

$$C_t = (C_1 - 0.7I_0)(-0.2)^{t-1} + 0.7I_0(1.05)^{t-1}$$

Describe the behaviour of C_t in the long run.

- 7 An economist believes that the price P_t of a seasonal commodity in period t satisfies the recurrence relation

$$P_{t+2} = 2(P_{t+1} - P_t) + C \quad (t \geq 0)$$

where C is a positive constant.

Show that

$$P_t = A(1+j)^t + B(1-j)^t + C$$

where A and B are complex-conjugate constants.

Noting that $1 \pm j = \sqrt{2}(\cos \frac{\pi}{4} \pm j \sin \frac{\pi}{4})$, explain why the economist is mistaken.

- 8 The cobweb model applied to agricultural commodities assumes that current supply depends on prices in the previous season. If P_t denotes market price in any period and Q_{St} , Q_{Dt} supply and demand in that period, then

$$Q_{Dt} = 180 - 0.75P_t$$

$$Q_{St} = -30 + 0.3P_{t-1} \quad \text{where } P_0 = 220$$

Find the market price and comment on its form.

- 9 Solve for National Income, Y_t , the set of recurrence relations

$$Y_t = 1 + C_t + I_t$$

$$C_t = \frac{1}{2} Y_{t-1}$$

$$I_t = 2(C_t - C_{t-1})$$

Comment on your solution.

- 10 A sequence is defined by

$$a_k = 1 + \frac{1}{2} + \frac{1}{3} + \dots + \frac{1}{k} - \ln k \quad (k = 1, 2, \dots)$$

Given $a_{10} = 0.626383$, $a_{16} = 0.608140$ and $a_{20} = 0.602009$, estimate $\gamma = \lim_{n \rightarrow \infty} a_n$, using

repeated linear extrapolation. (γ is known as **Euler's constant**.)

- 11 Discuss the convergence of

(a) $\frac{2}{1^2} + \frac{3}{2^2} + \frac{4}{3^2} + \frac{5}{4^2} + \dots$

(b) $\sum_{k=1}^{\infty} \frac{k^p}{k!}$ (all p)

(c) $\frac{1}{11} - \frac{2}{13} + \frac{3}{15} - \frac{4}{17} + \dots$

(d) $1 - \frac{1}{3} + \frac{1}{5} - \frac{1}{7} + \dots$

- 12 Express the following recurring decimal numbers in the form p/q where p and q are integers:

(a) 1.231 231 23... (b) 0.429 429 429...

(c) 0.101 101 101... (d) 0.517 251 72...

- 13 Determine which of the following series are convergent:

(a) $\sum_{n=0}^{\infty} \frac{1}{n^2 + 1}$ (b) $\sum_{n=1}^{\infty} \frac{n+2}{n^2}$

(c) $\sum_{n=1}^{\infty} \frac{n-1}{2n^5 - 1}$ (d) $\sum_{n=1}^{\infty} \frac{n-1}{n^2 + n - 3}$

- 14 A rational function $f(x)$ has the following power series representation for $-1 < x < 1$:

$$f(x) = 1^2x + 2^2x^2 + 3^2x^3 + 4^2x^4 + \dots$$

Find a closed-form expression for $f(x)$.

- 15 Find the values of a and b such that

$$\tan x = \frac{ax}{1 + bx^2} + cx^5 + O(x^7)$$

giving the value of c . (The series for $\tan x$ is given in Question 53(a) in Exercises 7.7.3.)

For what values of x will the approximation

$$\tan x = \frac{ax}{1 + bx^2}$$

be valid to 4dp? Use the approximation to calculate $\tan 0.29$ and $\tan 0.295$, and compare your answers with the values given by your calculator. Comment on your results.

[Here $O(x^7)$ mean terms involving powers of x greater than or equal to 7.]

- 16 The function $f(x) = \sinh^{-1}x$ has the power series expansion

$$\sinh^{-1}x = x - \frac{1}{2} \frac{x^3}{3} + \frac{1 \cdot 3}{2 \cdot 4} \frac{x^5}{5} - \frac{1 \cdot 3 \cdot 5}{2 \cdot 4 \cdot 6} \frac{x^7}{7} + \dots$$

Obtain polynomial approximations for $\sinh^{-1}x$ for $-0.5 < x < 0.5$ such that the truncation error is less than (a) 0.005 and (b) 0.00005.

- 17 A chord of a circle is half a mile long and supports an arc whose length is 1 foot longer (1 mile = 5280 feet). Show that the angle θ subtended by the arc at the centre of the circle satisfies

$$\sin \frac{1}{2}\theta = \frac{1320}{2641}\theta$$

Use the series expansion for sine to obtain an approximate solution of this equation, and estimate the maximum height of the arc above its chord.

- 18 A machine is purchased for £3600. The annual running cost of the machine is initially £1800, but rises annually by 10%. After x years its secondhand value is $\text{£}3600e^{-0.35x}$. Show that the average annual cost £ C (including depreciation) after x years is given by

$$C = \frac{3600(1 - e^{-0.35x})}{x} + 90(19 + x)$$

Show graphically that the machine should be replaced after about 4 years, and use an iterative method to refine this estimate.

- 19 Consider the sequence ϕ_n defined by

$$\phi_n = \frac{1}{2} \left[\left(1 + \frac{1}{n}\right)^n + \left(1 - \frac{1}{n}\right)^{-n} \right]$$

Show that $\phi_n \rightarrow e$ as $n \rightarrow \infty$. Using the power series expansions of $\ln(1+x)$ and e^x , show that

$$\begin{aligned} \left(1 + \frac{1}{n}\right)^n &= \exp \left[n \ln \left(1 + \frac{1}{n}\right) \right] \\ &= e \left(1 - \frac{1}{2n} + \frac{11}{24n^2} - \frac{7}{16n^3} + \dots \right) \end{aligned}$$

and deduce that

$$\phi_n = e \left(1 + \frac{11}{24n^2} + \dots \right)$$

Evaluate ϕ_{64} and ϕ_{128} (without using the y^x key of your calculator), and use extrapolation to estimate the value of e .

- 20 A beam of weight W per unit length is simply supported at the same level at $(N+1)$ equidistant points, the extreme supports being at the ends

of the beam. The bending moment M_k at the k th support satisfies the recurrence relation

$$M_{k+2} + 4M_{k+1} + M_k = \frac{1}{2}Wa^2$$

where a is the distance between the supports and $M_0 = 0$ and $M_N = 0$. (This is a consequence of Clapeyron's theorem of three moments.) Show that if the sequences $\{A_k\}_{k=0}^N$ and $\{B_k\}_{k=0}^N$ are calculated by the recurrences

$$A_0 = A_1 = 0$$

$$A_{k+2} + 4A_{k+1} + A_k = 1 \quad (k = 0, 1, \dots, N-2)$$

and

$$B_0 = 0, \quad B_1 = 1$$

$$B_{k+2} + 4B_{k+1} + B_k = 0 \quad (k = 0, 1, \dots, N-2)$$

then the solution of the bending-moment problem is given by

$$M_k = \frac{1}{2}Wa^2A_k + M_1B_k \quad (k = 0, \dots, N)$$

with $\frac{1}{2}Wa^2A_N + M_1B_N = 0$ determining the value of M_1 .

Perform the calculation for the case where $N = 8$, $a = 1$ and $W = 25$.

- 21 A complex voltage E is applied to the ladder network of Figure 7.31. Show that the (complex) mesh currents I_k satisfy the equations

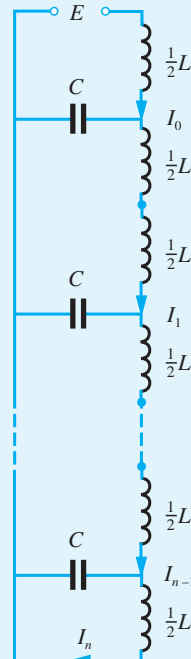


Figure 7.31

$$\begin{aligned}\frac{1}{2}L\omega jI_0 - \frac{j}{C\omega}(I_0 - I_1) &= E \\ L\omega jI_k - \frac{j}{C\omega}(I_k - I_{k+1}) + \frac{j}{C\omega}(I_{k-1} - I_k) &= 0 \\ (k = 1, \dots, N-1) & \quad (7.20) \\ \frac{1}{2}L\omega jI_n + \frac{j}{C\omega}(I_{n-1} - I_n) &= 0\end{aligned}$$

(See Section 3.6 for the application of complex numbers to alternating circuits.)

Show that $I_k = A(e^{\theta})^k = Ae^{k\theta}$ satisfies (7.20) provided that $\cosh\theta = 1 - \frac{1}{2}LC\omega^2$. Note that this equation yields two values for θ , so that in general I_k may be written as

$$I_k = Ae^{k\theta} + Be^{-k\theta}$$

where A and B are independent of k . Using the special equations for I_0 and I_n , obtain the values of A and B and prove that

$$I_k = jEC\omega \frac{\cosh(n-k)\theta}{\sinh\theta \sinh n\theta}$$

- 22** A lightweight beam of length l is clamped horizontally at both ends. It carries a concentrated load W at a distance a from one end ($x=0$). The shear force F and bending moment M at the point x on the beam are given by

$$F = \begin{cases} \frac{W(l-a)^2(l+2a)}{l^3} & (0 < x < a) \\ \frac{-Wa^2(3l-2a)}{l^3} & (a < x < l) \end{cases}$$

and

$$M = \begin{cases} \frac{W(l-a)^2[al-x(l+2a)]}{l^3} & (0 < x < a) \\ \frac{Wa^2[al-2l^2+x(3l-2a)]}{l^3} & (a < x < l) \end{cases}$$

Draw the graphs of these functions. Use Heaviside functions to obtain single formulae for M and F .

- 23** (a) Show that

$$\begin{aligned}\sin 4\theta &= 4 \sin\theta (1 - 2 \sin^2\theta)\sqrt{1 - \sin^2\theta}, \\ -\pi/2 &< \theta < \pi/2\end{aligned}$$

and explain why there is a restriction on the domain of θ .

- (b) Use the binomial expansion to show that

$$\begin{aligned}\sqrt{1 - \sin^2\theta} &= 1 - \frac{1}{2} \sin^2\theta - \frac{1}{8} \sin^4\theta \\ &\quad - \frac{1}{16} \sin^6\theta + A \sin^8\theta + \dots\end{aligned}$$

giving the value of A .

- (c) Show that $\sin 4\theta$ can be expressed in the form

$$\begin{aligned}\sin 4\theta &= 4 \sin\theta - 10 \sin^3\theta + \frac{7}{2} \sin^5\theta \\ &\quad + \frac{3}{4} \sin^7\theta + \dots\end{aligned}$$

- 24** The series

$$\sum_{k=0}^{\infty} \frac{1}{(2k+1)^2} = 1 + \frac{1}{3^2} + \frac{1}{5^2} + \frac{1}{7^2} + \dots$$

sums to the value $\pi^2/8$. Lagrange's formula for linear interpolation is

$$f(x) \approx \frac{(x-x_0)f_1 - (x-x_1)f_0}{x_1-x_0}$$

By setting $x = 1/n$ and $f(x) = S_n$ where

$$S_n = 1 + \frac{1}{3^2} + \frac{1}{5^2} + \dots + \frac{1}{(2n-1)^2}$$

show that

$$S_{\infty} \approx \frac{qS_q - pS_p}{q-p}$$

where p and q are integers. Choosing $p = 5$ and $q = 10$, estimate the value of $\pi^2/8$.

- 25** The expression $\frac{x}{1+ax^2}$ is to be used as an approximation to $\frac{1}{2} \ln[(1+x)/(1-x)]$ on

$-1 < x < 1$, by choosing a suitable value for the constant a . Show that

$$\begin{aligned}\frac{x}{1+ax^2} - \frac{1}{2} \ln\left(\frac{1+x}{1-x}\right) \\ = -\left(\frac{1}{3} + a\right)x^3 - \left(\frac{1}{5} - a^2\right)x^5 - \left(\frac{1}{7} + a^3\right)x^7 + \dots\end{aligned}$$

for $|x| < R$ giving the value of R . The error in this approximation is dominated by the first term in this expansion. Obtain the value of a which makes this term equal zero and compute the corresponding value of the coefficient of x^5 .

Draw on the same diagram the graphs of

$$y = \frac{1}{2} \ln\left(\frac{1+x}{1-x}\right), \quad y = x + \frac{1}{3}x^3$$

$$\text{and } y = \frac{3x}{3-x^2} \quad \text{for } 0 \leq x \leq 1$$

8 Differentiation and Integration

Chapter 8 Contents

8.1	Introduction	544
8.2	Differentiation	545
8.3	Techniques of differentiation	561
8.4	Higher derivatives	597
8.5	Applications to optimization problems	605
8.6	Numerical differentiation	618
8.7	Integration	620
8.8	Techniques of integration	633
8.9	Applications of integration	665
8.10	Numerical evaluation of integrals	679
8.11	Engineering application: design of prismatic channels	689
8.12	Engineering application: harmonic analysis of periodic functions	691
8.13	Review exercises (1–39)	693

8.1 Introduction

Many of the practical situations that engineers have to analyse involve quantities that are varying. Whether it is the temperature of a coolant, the voltage on a transmission line or the torque on a turbine blade, the mathematical tools for performing such analyses are the same. One of the most successful of these is **calculus**, which involves two fundamental operations: differentiation and integration. Historically, integration was developed first, and indeed some of the ideas and results date back over 2000 years to when the Greeks developed the **method of exhaustion** to evaluate the area of a region bounded on one side by a curve – a method used by Archimedes (287–212 BC) to obtain the exact formula for the area of a circle. Differentiation was developed very much later, during the seventeenth century, in relation to the problem of determining the tangent at an arbitrary point on a curve. Its characteristic features were probably first used by Fermat in 1638 to find the maximum and minimum points of some special functions. He noticed that tangents must be horizontal at some points, and developed a method for finding them by slightly changing the variable in a single algebraic equation and then letting the change ‘disappear’. The connection between the two processes of determining the area under a curve and obtaining a tangent at a point on a curve was first realized in 1663 by Barrow, who was Newton’s professor at the University of Cambridge. However, it was Newton (1642–1727) and Leibniz (1646–1716), working independently, who fully recognized the implications of this relationship. This led them to develop the calculus as a way of dealing with change and motion. Exploitation of their work resulted in an era of tremendous mathematical activity, much of which was motivated by the desire to solve applied problems, particularly by Newton, whose accomplishments were immense and included the formulation of the laws of gravitation. The calculus was put on a firmer mathematical basis in the eighteenth and nineteenth centuries by Lagrange, Cauchy and Riemann. It remains today one of the most powerful mathematical tools used by engineers. In this chapter and the next we shall review its basic ideas and techniques, refreshing some prior knowledge of the reader and extending it, and show their application both in the formulation of mathematical models of practical problems and in their solution.

In recent years we have seen significant developments in symbolic algebra packages, such as MAPLE and the Symbolic Math Toolbox in MATLAB, which are capable of performing algebraic manipulation, including the calculation of derivatives and integrals. To the inexperienced, this development may appear to eliminate the need for engineers to be able to carry out even basic operations in calculus by hand. This, however, is far from the truth. If engineers are to apply the powerful techniques associated with the calculus to the design and analysis of industrial problems then it is essential that they have a sound grounding of differentiation and integration. First, this allows effective formulation, comprehension and analysis of mathematical models. Secondly, it provides the basis for understanding symbolic algebra packages, particularly when specific forms of results are desired. In order to acquire this understanding it is necessary to have a certain degree of fluency in the manipulation of associated basic techniques. It is the objective of this chapter and the next to provide the minimum requirements for this. At the same time, students should be given the opportunity to develop their skills in the use of a symbolic algebra package and, whenever appropriate, be encouraged to check their answers to the exercises using such a package.

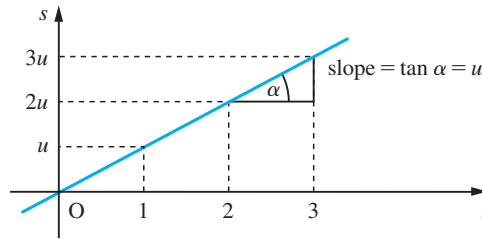
8.2 Differentiation

Here we shall introduce the concept of differentiation and illustrate its role in some problem-solving and modelling situations.

8.2.1 Rates of change

Consider an object moving along a straight line with constant velocity u (in m s^{-1}). The distance s (in metres) travelled by the object in time t (in seconds) is given by the formula $s = ut$. The distance–time graph of this motion is the straight line shown in Figure 8.1. Note that the velocity u is the rate of change of distance with respect to time, and that on the distance–time graph it is the gradient (slope) of the straight line representing the relationship between the distance travelled and the time elapsed. This, of course, is a special case where the velocity is constant and the distance travelled is a linear function of time. Even when the velocity varies with time, however, it is still given by the gradient of the distance–time graph, although it then varies from point to point along the curve.

Figure 8.1
Distance–time graph
for constant velocity u .



Consider the distance–time graph shown in Figure 8.2(a). Suppose we wish to find the velocity at the time $t = t_1$. The velocity at $t = t_1$ is given by the gradient of the graph at $t = t_1$. To find that we can enlarge that piece of the graph near $t = t_1$, as shown in Figures 8.2(b) and (c). We recall that continuous functions have the property that locally they may be approximated by linear functions (see Section 7.9.1, property f). We see that as we increase the magnification (that is, zooming closer), the graph takes on the

Figure 8.2
(a) Distance–time
graph, (b) enlargement
of outer rectangle
surrounding (t_1, s_1)
and (c) enlargement
of inner rectangle
surrounding (t_1, s_1) .

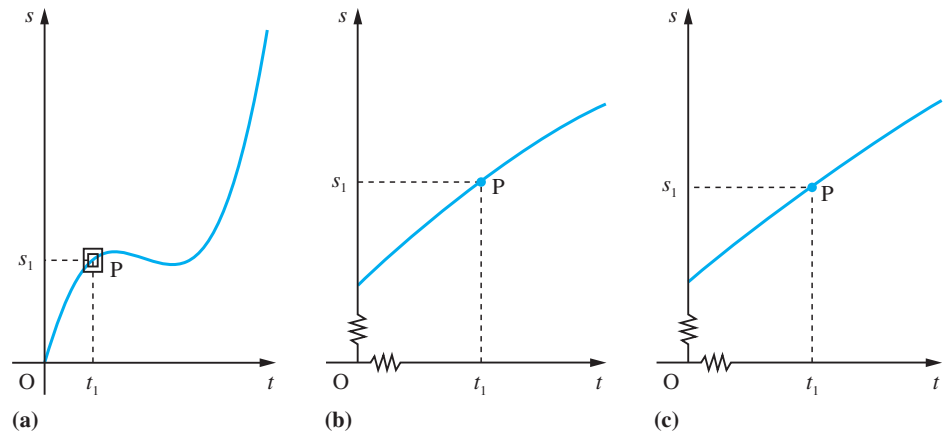
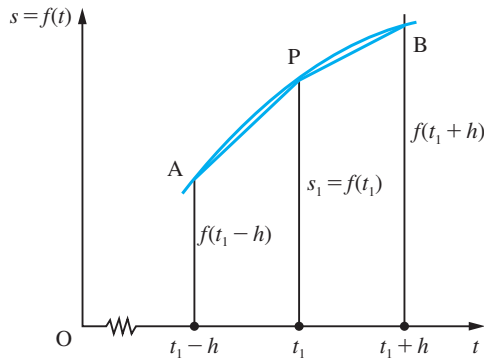


Figure 8.3
Section of the
distance–time graph.



appearance of a straight line through the point $P(t_1, s_1)$. The gradient of that straight line (in the limit) gives us the gradient of the graph at P . Consider that section of the graph contained in the rectangle whose sides parallel to the s axis are $t = t_1 + h$ and $t = t_1 - h$ where h is a positive (small) number, as shown in Figure 8.3. If we denote the function relating distance and time by $f(t)$, then $s_1 = f(t_1)$ and we can approximate the gradient of the function $f(t)$ at the point P by the gradients of either of the chords AP or BP . Thus

$$\text{gradient} \simeq \frac{f(t_1 + h) - f(t_1)}{h} \simeq \frac{f(t_1 - h) - f(t_1)}{(-h)}$$

As h becomes smaller and smaller (corresponding to greater and greater magnifications) these approximations become better and better, so that in the limit ($h \rightarrow 0$) they cease being approximations and become exact. Thus we may write

$$\begin{aligned} (\text{gradient of } f(t) \text{ at } t = t_1) &= \lim_{h \rightarrow 0} \frac{f(t_1 + h) - f(t_1)}{h} \\ &= \lim_{h \rightarrow 0} \frac{f(t_1 - h) - f(t_1)}{(-h)} \end{aligned}$$

Here we specified $h > 0$, which means that the former limit is the limit from above and the latter is the limit from below of the expression

$$\frac{f(t_1 + \Delta t) - f(t_1)}{\Delta t}$$

where $\Delta t \rightarrow 0$. (Here we have used the composite symbol Δt to indicate a small change in the value of t . It may be positive or negative.) So provided that the limits from above and below have the same value, the gradient of the function $f(t)$ is defined at $t = t_1$ by

$$\lim_{\Delta t \rightarrow 0} \frac{f(t_1 + \Delta t) - f(t_1)}{\Delta t}$$

8.2.2 Definition of a derivative

Formally we define the derivative of the function $f(x)$ at the point x to be

$$\lim_{\Delta x \rightarrow 0} \frac{f(x + \Delta x) - f(x)}{\Delta x} = \lim_{\Delta x \rightarrow 0} \frac{\Delta f}{\Delta x}$$

where $\Delta f = f(x + \Delta x) - f(x)$ is the change in $f(x)$ corresponding to the change Δx in x .

Two notations are used for the derivative. One uses a composite symbol, $\frac{df}{dx}$, and the other uses a prime, $f'(x)$, so that

$$\frac{df}{dx} = f'(x) = \lim_{\Delta x \rightarrow 0} \frac{\Delta f}{\Delta x} = \lim_{\Delta x \rightarrow 0} \frac{f(x + \Delta x) - f(x)}{\Delta x} \quad (8.1)$$

In terms of the function $y = f(x)$, we write $\Delta y = \Delta f$ and $y + \Delta y = y(x + \Delta x)$ and

$$\frac{dy}{dx} = \lim_{\Delta x \rightarrow 0} \frac{\Delta y}{\Delta x} \quad (8.2)$$

Example 8.1

Using the definition of a derivative given in (8.1), find $f'(x)$ when $f(x)$ is

- (a) x^2 (b) $\frac{1}{x}$ (c) $mx + c$ (m, c constants)

Solution (a) With $f(x) = x^2$, $f(x + \Delta x) = (x + \Delta x)^2 = x^2 + 2x\Delta x + (\Delta x)^2$

$$\text{so that } \frac{\Delta f}{\Delta x} = \frac{f(x + \Delta x) - f(x)}{\Delta x} = \frac{2x\Delta x + (\Delta x)^2}{\Delta x} = 2x + \Delta x$$

Thus, from (8.1), the derivative of $f(x)$ is

$$\frac{df}{dx} = f'(x) = \lim_{\Delta x \rightarrow 0} \frac{\Delta f}{\Delta x} = \lim_{\Delta x \rightarrow 0} (2x + \Delta x) = 2x$$

$$\text{so that } \frac{d}{dx}(x^2) = 2x$$

(b) With $f(x) = \frac{1}{x}$, $f(x + \Delta x) = \frac{1}{x + \Delta x}$

$$\begin{aligned} \text{so that } \frac{\Delta f}{\Delta x} &= \frac{f(x + \Delta x) - f(x)}{\Delta x} = \left[\frac{\frac{1}{x + \Delta x} - \frac{1}{x}}{\Delta x} \right] = \left[\frac{x - x - \Delta x}{\Delta x(x + \Delta x)x} \right] \\ &= \left[\frac{-1}{x^2 + x\Delta x} \right] \end{aligned}$$

Thus, from (8.1), the derivative of $f(x)$ is

$$\frac{df}{dx} = \lim_{\Delta x \rightarrow 0} \frac{\Delta f}{\Delta x} = \lim_{\Delta x \rightarrow 0} \left[\frac{-1}{x^2 + x\Delta x} \right] = -\frac{1}{x^2}$$

$$\text{so that } \frac{d}{dx}(x^{-1}) = -1x^{-2}$$

(c) With $f(x) = mx + c$, $f(x + \Delta x) = m(x + \Delta x) + c$

$$\text{so that } \frac{\Delta f}{\Delta x} = \frac{f(x + \Delta x) - f(x)}{\Delta x} = \frac{m\Delta x}{\Delta x} = m$$

Thus, from (8.1), the derivative of $f(x)$ is

$$\frac{df}{dx} = \lim_{\Delta x \rightarrow 0} \frac{\Delta f}{\Delta x} = m$$

so the gradient of the function $f(x) = mx + c$ is the same as that of the straight line $y = mx + c$, as we would expect.

8.2.3 Interpretation as the slope of a tangent

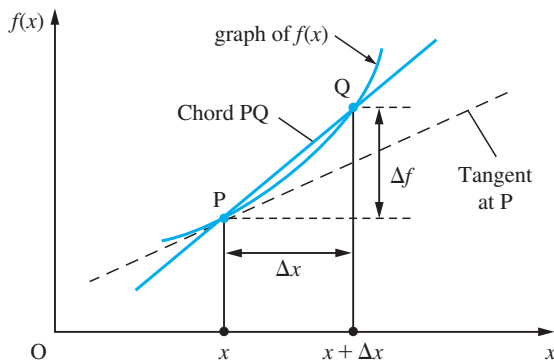
The definition is illustrated graphically in Figure 8.4, where Δx denotes a small incremental change in the independent variable x and Δf is the corresponding incremental change in $f(x)$. P and Q are the points on the graph with coordinates $(x, f(x))$, $(x + \Delta x, f(x + \Delta x))$ respectively. The slope of the line segment PQ is

$$\frac{\Delta f}{\Delta x} = \frac{f(x + \Delta x) - f(x)}{\Delta x}$$

In the limit as Δx tends to zero the point Q approaches P, and the line segment becomes the tangent to the curve at P, whose slope is given by the derivative

$$\frac{df}{dx} = \lim_{\Delta x \rightarrow 0} \frac{\Delta f}{\Delta x}$$

Figure 8.4
Illustration of derivative as slope of a tangent.



Summary

If $y = f(x)$ then the derivative of $f(x)$ is defined by

$$\frac{dy}{dx} = \frac{df}{dx} = f'(x) = \lim_{\Delta x \rightarrow 0} \frac{\Delta y}{\Delta x} = \lim_{\Delta x \rightarrow 0} \frac{\Delta f}{\Delta x} = \lim_{\Delta x \rightarrow 0} \frac{f(x + \Delta x) - f(x)}{\Delta x}$$

The derivative may be interpreted as

- the rate of change of the function $y = f(x)$ with respect to x , or
- the slope of the tangent at the point (x, y) on the graph of $y = f(x)$.

Example 8.2

Consider the function $f(x) = 25x - 5x^2$. Find

- the derivative of $f(x)$ from first principles;
- the rate of change of $f(x)$ at $x = 1$;
- the equation of the tangent to the graph of $f(x)$ at the point $(1, 20)$;
- the equation of the normal to the graph of $f(x)$ at the point $(1, 20)$.

Solution

(a) $f(x) = 25x - 5x^2$

$$f(x + \Delta x) = 25(x + \Delta x) - 5(x + \Delta x)^2 = 25x + 25\Delta x - 5x^2 - 10x\Delta x - 5(\Delta x)^2$$

so that

$$\frac{\Delta f}{\Delta x} = \frac{f(x + \Delta x) - f(x)}{\Delta x} = \frac{25\Delta x - 10x\Delta x - 5(\Delta x)^2}{\Delta x} = 25 - 10x - 5\Delta x$$

Thus the derivative of $f(x)$ is

$$\frac{df}{dx} = f'(x) = \lim_{\Delta x \rightarrow 0} \frac{\Delta f}{\Delta x} = \lim_{\Delta x \rightarrow 0} (25 - 10x - 5\Delta x) = 25 - 10x$$

(b) The rate of change of $f(x)$ at $x = 1$ is $f'(1) = 15$.

(c) The slope of the tangent to the graph of $f(x)$ at $(1, 20)$ is $f'(1) = 15$. Remembering from equation (1.14) that the equation of a line passing through a point (x_1, y_1) and having slope m is

$$y - y_1 = m(x - x_1)$$

we have the equation of the tangent to the graph of $y = f(x)$ at $(1, 20)$ is

$$y - 20 = 15(x - 1)$$

or

$$y = 15x + 5$$

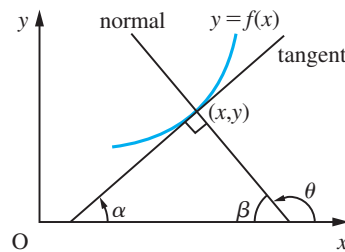
(d) The slope n of the normal to the graph is given by the relation $mn = -1$, where m is the slope of the tangent. This is illustrated in Figure 8.5. Thus in this example the slope of the normal at $(1, 20)$ is $-1/15$ and hence the equation of the normal at $(1, 20)$ is

$$y - 20 = -\frac{1}{15}(x - 1)$$

or

$$y = \frac{1}{15}(301 - x)$$

Figure 8.5
Relationship between slopes of the tangent and normal to a plane curve.



$$\begin{aligned} \text{Slope of tangent} &= \tan \alpha \\ \text{Slope of normal} &= \tan \theta = -\tan \beta \\ &= -\tan (90 - \alpha) \\ &= -\frac{1}{\text{slope of tangent}} \end{aligned}$$

8.2.4 Differentiable functions

The formal definition of the derivative of $f(x)$ implies that the limits from below and above are equal. In some cases this does not happen. For example, the function $f(x) = \sqrt{1 + \sin x}$ is such that its two limits are

$$\lim_{\Delta x \rightarrow 0^-} \frac{f(3\pi/2 + \Delta x) - f(3\pi/2)}{\Delta x} = \frac{-1}{\sqrt{2}}$$

$$\lim_{\Delta x \rightarrow 0^+} \frac{f(3\pi/2 + \Delta x) - f(3\pi/2)}{\Delta x} = \frac{1}{\sqrt{2}}$$

Clearly the derivative of the function is not defined at $x = 3\pi/2$ (the two limits above are sometimes referred to as ‘left-hand’ and ‘right-hand’ derivatives, respectively).

The graph of $y = \sqrt{1 + \sin x}$ is shown in Figure 8.6, and it is clear that at $x = 3\pi/2$ a unique tangent cannot be drawn to the graph of the function. This is not surprising since from the interpretation of the derivative as the slope of the tangent, it follows that for a function $f(x)$ to be **differentiable** at $x = a$, the graph of $f(x)$ must have a unique, non-vertical, well-defined tangent at $x = a$. Otherwise the limit

$$\lim_{\Delta x \rightarrow 0} \frac{f(a + \Delta x) - f(a)}{\Delta x}$$

does not exist. We say that a function $f(x)$ is differentiable if it is differentiable at all points in its domain. For practical purposes it is sufficient to interpret a differentiable function as one having a smooth continuous graph with no sharp corners. Engineers frequently refer to such functions as being ‘well behaved’. Clearly the function having the graph shown in Figure 8.7(a) is differentiable at all points except $x = x_1$ and $x = x_2$, since a unique tangent cannot be drawn at these points. Similarly, the function having the graph shown in Figure 8.7(b) is differentiable at all points except at $x = 0$.

Figure 8.6
The graph of
 $y = \sqrt{1 + \sin x}$.

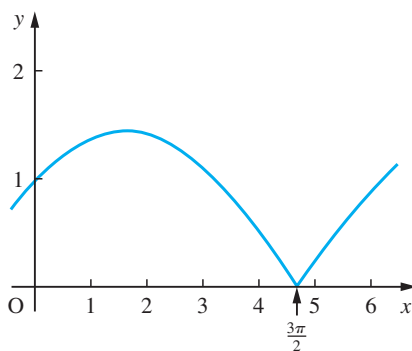
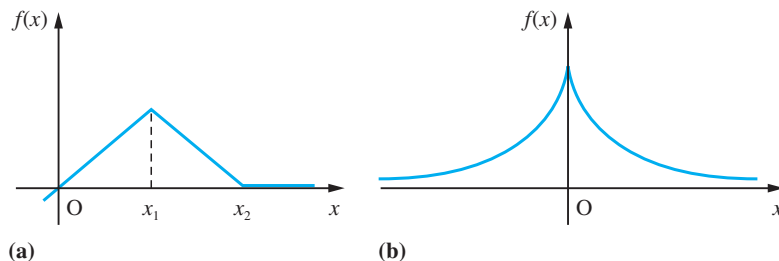


Figure 8.7



8.2.5 Speed, velocity and acceleration

Considering the motion of the object in Section 8.2.1 enables us to distinguish between the terms **speed** and **velocity**. In everyday usage we talk of speed rather than velocity, and always regard it as being positive or zero. As we saw earlier (see Chapter 4), velocity is a vector quantity and has a direction associated with it, while speed is a scalar quantity, being the magnitude or modulus of the velocity. When s and v are measured horizontally, the object will have a positive velocity when travelling to the right and a negative velocity when travelling to the left. Throughout its motion, the speed of the object will be positive or zero. Likewise, **acceleration** a , being the rate of change of velocity with respect to time, is a vector quantity and is determined by

$$a(t) = \frac{dv}{dt}$$

Example 8.3

A particle is thrown vertically upwards into the air. Its height s (in m) above the ground after time t (in seconds) is given by

$$s = 25t - 5t^2$$

- What height does the particle reach?
- What is its velocity when it returns to hit the ground?
- What is its acceleration?

Solution Since velocity v is rate of change of distance s with time t we have

$$v = \frac{ds}{dt}$$

In this particular example

$$s(t) = 25t - 5t^2 \tag{8.3}$$

so, from Example 8.2,

$$v(t) = \frac{ds}{dt} = 25 - 10t \tag{8.4}$$

(a) When the particle reaches its maximum height, it will be momentarily at rest, so that its velocity will be momentarily zero. From (8.4) this will occur when $t = 25/10 = 2.5$. Then, from (8.3), the height reached at this instant is

$$s(2.5) = 25 \times \frac{5}{2} - 5 \times \left(\frac{5}{2}\right)^2 = \frac{125}{4}$$

That is, the maximum height reached by the particle is 31.25 m.

(b) First we need to find the time at which the particle will return to hit the ground. This will occur when the height s is again zero, which from (8.3) is when $t = 5$. Then, from (8.4), the velocity of the particle when it hits the ground is

$$v(5) = -25$$

That is, when it returns to hit the ground, the particle will be travelling at 25 m s^{-1} , with the negative sign indicating that it is travelling downwards, since s and v are measured upwards.

(c) The acceleration, a , is the rate of change of velocity with respect to time. Thus, from (8.4)

$$a(t) = \frac{dv}{dt} = -10$$

that is, $a \approx -g = -9.80665 \text{ (m s}^{-2}\text{)}$, the acceleration due to gravity.



The MATLAB Symbolic Math Toolbox provides commands to do the basic operations of calculus and many of these will be introduced in this chapter. If $y = f(x)$ then we denote dy/dx by dy or df (we could use any name such as, for example, $dydx$ or dy by dx). Denoting Δx by h , the derivative of $f(x)$, as given in (8.1), is determined by the commands

```
syms h x
df = limit((f(x + h) - f(x))/h, h, 0)
```

For example, if $f(x) = 25x - 5x^2$ then its derivative df is determined by the MATLAB commands

```
syms h x
df = limit(((25*(x + h) - 5*(x + h)^2) -
(25*x - 5*x^2))/h, h, 0)
```

as

```
df = 25 - 10 x
```

which checks with the answer obtained in the solution to Example 8.2(a).

8.2.6 Exercises



Check your answers using MATLAB whenever possible.

- 1 Using the definition of a derivative given in (8.1), find $f'(x)$ when $f(x)$ is
 - (a) a constant K
 - (b) x
 - (c) $x^2 - 2$
 - (d) x^3
 - (e) \sqrt{x}
 - (f) $1/(1 + x)$
- 2 Consider the function $f(x) = 2x^2 - 5x - 12$. Find
 - (a) the derivative of $f(x)$ from first principles;
 - (b) the rate of change of $f(x)$ at $x = 1$;
 - (c) the points at which the line through $(1, -15)$ with slope m cuts the graph of $f(x)$;
 - (d) the value of m such that the points of intersection found in (c) are coincident;
 - (e) the equation of the tangent to the graph of $f(x)$ at the point $(1, -15)$.
- 3 Consider the function $f(x) = 2x^3 - 3x^2 + x + 3$. Find
 - (a) the derivative of $f(x)$ from first principles;
 - (b) the rate of change of $f(x)$ at $x = 1$;
 - (c) the points at which the line through $(1, 3)$ with slope m cuts the graph of $f(x)$;

(d) the values of m such that two of the points of intersection found in (c) are coincident;

(e) the equations of the tangents to the graph of $f(x)$ at $x = 1$ and $x = \frac{1}{4}$.

4 Show from first principles that the derivative of

$$f(x) = ax^2 + bx + c$$

is

$$f'(x) = 2ax + b$$

Hence confirm the result outlined in blue just before Example 2.21 in Section 2.3.4 and using the calculus method verify the results of this example.

5 Show that if $f(x) = ax^3 + bx^2 + cx + d$, then

$$f(x + \Delta x) = ax^3 + bx^2 + cx + d + (3ax^2 + 2bx + c)\Delta x + (3ax + b)(\Delta x)^2 + a(\Delta x)^3$$

Deduce that

$$f'(x) = 3ax^2 + 2bx + c$$

6 The displacement–time graph for a vehicle is given by

$$s(t) = \begin{cases} t, & 0 \leq t \leq 1 \\ t^2 - t + 1, & 1 \leq t \leq 2 \\ 3t - 3, & 2 \leq t \leq 3 \\ 9 - t, & 3 \leq t \leq 9 \end{cases}$$

Obtain the formula for the velocity–time graph.

7 Consider the function $f(x) = \sqrt{1 + \sin x}$. Show that $f(3\pi/2 \pm h) = \sqrt{2} \sin \frac{1}{2}h$ ($h > 0$) and deduce that $f'(x)$ does not exist at $x = 3\pi/2$.

8.2.7 Mathematical modelling using derivatives

We have seen that the gradient of a tangent to the graph $y = f(x)$ can be expressed as a derivative, but derivatives have much wider application. Any quantity that can be expressed as a limit of the form (8.1) can be represented by a derivative, and such quantities arise in many practical situations. Because gradients of tangents to graphs can be expressed as derivatives, it follows that we can always interpret a derivative geometrically as the slope of a tangent to a graph. In Example 8.3 we saw that the particle reached its maximum height 31.25 m when $t = 2.5$ s. This maximum height occurred when $v = ds/dt = 0$. This implies that the tangent to the graph of **distance** against **time** was horizontal. In general at a maximum or minimum of a function, its derivative is zero and its tangent horizontal (as discussed in Section 2.2.1). This is discussed fully later (see Section 8.5).

Example 8.4

Suppose that a tank initially contains 80 litres of pure water. At a given instant (taken to be $t = 0$) a salt solution containing 0.25 kg of salt per litre flows into the tank at a rate of 8 litres min^{-1} . The liquid in the tank is kept homogeneous by constant stirring. Also, at time $t = 0$ liquid is allowed to flow out from the tank at a rate of 12 litres min^{-1} . Show that the amount of salt $x(t)$ (in kg) in the tank at time t (min) ≥ 0 is determined by the mathematical model

$$\frac{dx(t)}{dt} + \frac{3x(t)}{20 - t} = 2 \quad (t < 20)$$

Solution The situation is illustrated in Figure 8.8. Since $x(t)$ denotes the amount of salt in the tank at time $t \geq 0$, the rate of increase of the amount of salt in the tank is dx/dt , and is given by

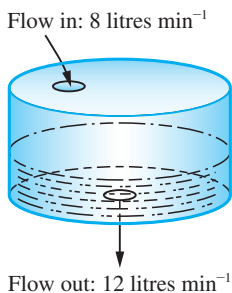


Figure 8.8
Water tank of
Example 8.4.

$$\frac{dx}{dt} = \text{rate of inflow of salt} - \text{rate of outflow of salt} \quad (8.5)$$

The rate of inflow of salt is $(0.25 \text{ kg litre}^{-1})(8 \text{ litres min}^{-1}) = 2 \text{ kg min}^{-1}$

The rate of outflow of salt is $c \times (\text{rate of outflow of liquid}) = c \times 12 \text{ litres min}^{-1}$
 $= 12c \text{ (in kg min}^{-1}\text{)}$

where $c(t)$ is the concentration of salt in the tank (in kg litre^{-1}). The concentration at time t is given by

$$c(t) = \frac{\text{amount of salt in the tank at time } t}{\text{volume of liquid in the tank at time } t}$$

After time t (in min) $8t$ litres have entered the tank and $12t$ litres have left. Also, at $t = 0$ there were 80 litres in the tank. Therefore the volume V of liquid in the tank at time t is given by

$$V(t) = 80 - (12t - 8t) = (80 - 4t)$$

(Note that $V(t) \geq 0$ only if $t \leq 20$ min; after this time the liquid will flow out as quickly as it flows in and none will accumulate in the tank.) Thus the concentration $c(t)$ is given by

$$c(t) = \frac{x(t)}{V(t)} = \frac{x(t)}{80 - 4t}$$

so that

$$\text{rate of outflow of salt} = 12 \times \frac{x(t)}{80 - 4t} = \frac{3x(t)}{20 - t}$$

Substituting back into (8.5) gives the rate of increase as

$$\frac{dx}{dt} = 2 - \frac{3x}{20 - t}$$

or

$$\frac{dx(t)}{dt} + \frac{3x(t)}{20 - t} = 2$$

This equation involving the derivative of $x(t)$ is called a *differential equation*, and in Question 9 of Review exercises 10.13 we shall show how it can be solved to give the quantity $x(t)$ of salt in the tank at time t .

Example 8.5

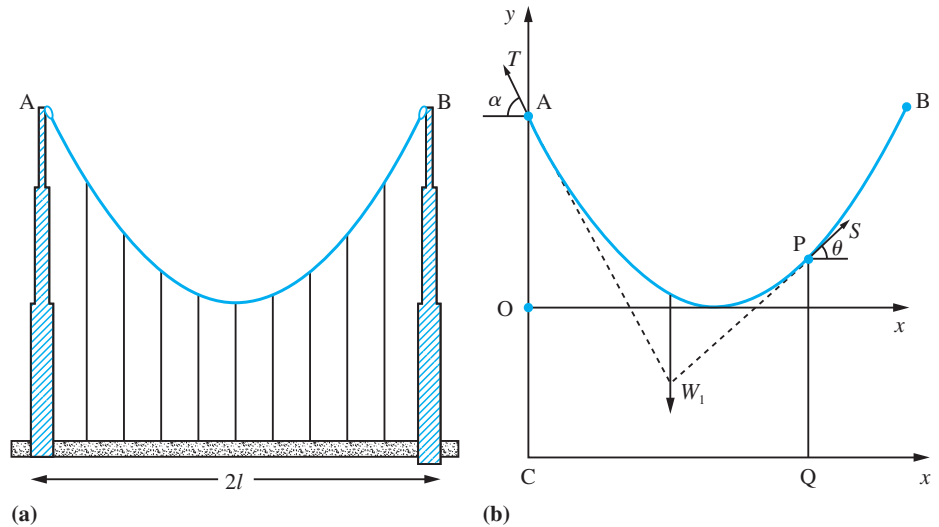
In a suspension bridge a roadway, of length $2l$, is suspended by vertical hangers from cables carried by towers at the ends of the span, as illustrated in Figure 8.9(a). The lowest points of the cables are a distance h below the top of the supporting towers. Find an equation which represents the line shape of the cables.

Solution

To solve this problem we have to make some simplifying assumptions. We assume that the roadway is massive compared to the cables, so that the weight W of the roadway is the dominant factor in determining the shape of the cables. Secondly, we assume

Figure 8.9

(a) Schematic diagram for a suspension bridge. (b) Forces acting on the cable between A and B.



that the weight of the roadway is uniformly distributed along its length, and if the hangers are equally spaced then they can be adjusted in length so that they carry equal vertical loads.

We solve this problem using elementary statics because at each point $P(x, y)$ on the cable the forces are in equilibrium. Figure 8.9(b) shows the forces acting on the part of the cable between A and P. These are the weight W_1 of the roadway between C and Q ($W_1 = Wx/2l$, where $x = CQ$), the tension T in the cable acting at the angle α at A and the tension S in the cable acting at the angle θ at P.

Resolving forces horizontally, we have $T \cos \alpha = S \cos \theta$

Resolving forces vertically, we have $T \sin \alpha + S \sin \theta = \frac{Wx}{2l}$

Eliminating S between these equations gives $T \sin \alpha + T \cos \alpha \tan \theta = \frac{Wx}{2l}$

Also, we know that the total weight W of the roadway is supported by the tensions at A and B, so that $2T \sin \alpha = W$. Hence, substituting, we obtain

$$\frac{W}{2 \sin \alpha} \sin \alpha + \frac{W}{2 \sin \alpha} \cos \alpha \tan \theta = \frac{Wx}{2l}$$

giving

$$\tan \theta = x \frac{\tan \alpha}{l} - \tan \alpha$$

Now $\tan \theta$ is the slope of the curve at P (the tensions act along the direction of the tangent at each point of the curve), so that

$$\frac{dy}{dx} = x \frac{\tan \alpha}{l} - \tan \alpha \quad (8.6)$$

using the coordinate system shown in Figure 8.9(b). This is another example of a differential equation. To solve this equation we have to find the function whose derivative

is the right-hand side of (8.6). In this case we can make use of the results of Example 8.1, since we know that

$$\frac{d}{dx}(x^2) = 2x \quad (\text{which implies } \frac{d}{dx}(\frac{1}{2}x^2) = x)$$

and

$$\frac{d}{dx}(mx + c) = m$$

Applying these results to (8.6), we see that

$$y = \frac{1}{2} \left(\frac{\tan \alpha}{l} \right) x^2 - x \tan \alpha + c \quad (8.7)$$

where c is a constant. We can find the value of c because we know that $y = h$ at $x = 0$. Substituting $x = 0$ into (8.7), we see that $c = h$, and the solution becomes

$$y = \frac{1}{2} \left(\frac{\tan \alpha}{l} \right) x^2 - x \tan \alpha + h \quad (8.8)$$

But we also know that $y = 0$ where $x = l$. This enables us to find the value of $\tan \alpha$. Substituting $x = l$ into (8.8), we have

$$0 = \frac{1}{2} l \tan \alpha - l \tan \alpha + h$$

which implies $\tan \alpha = 2h/l$. Thus the shape of the supporting cable is given by

$$\begin{aligned} y &= \frac{hx^2}{l^2} - \frac{2hx}{l} + h \\ &= h(x - l)^2/l^2 \end{aligned}$$

indicating that the points of attachment of the hangers to the cable lie on a parabolic curve.

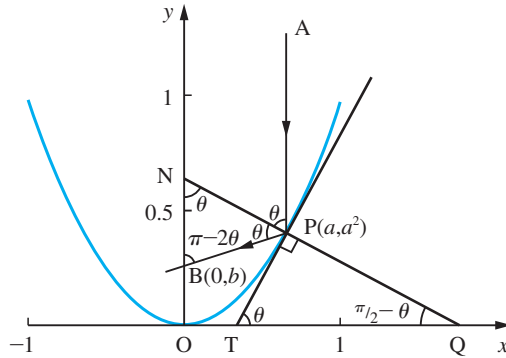
Example 8.6

A radio telescope has the shape of a paraboloid of revolution (see Figure 1.22(b)). Show that all the radio waves arriving in a direction parallel to its axis of symmetry are reflected to pass through the same point on that axis of symmetry.

Solution

The diagram in Figure 8.10 shows a section of the paraboloid through its axis of symmetry. We choose the coordinate system such that the equation of the parabola shown is $y = x^2$. Let AP represent the path of a radio signal travelling parallel to the y axis. At P it is reflected to pass through the point B on the y axis. The laws of reflection state that $\angle APN = \angle BPN$, where PN is the normal to the curve at P. Now given the coordinates (a, a^2) of the point P we have to find the coordinates $(0, b)$ of the point B. From the diagram we can see that if $\angle PTQ = \theta$, then $\angle PQT = \pi/2 - \theta$, which implies that $\angle ONP = \theta$. Since AP is parallel to NB, we see that $\angle APN = \theta$ and hence $\angle BPN = \theta$. This implies that $\angle PBN = \pi - 2\theta$. With all of these angles known we can calculate the coordinates of B. From the diagram

Figure 8.10
Section of
paraboloid through
axis of symmetry.



$$\tan \angle NBP = \frac{a}{a^2 - b}$$

Since $\angle NBP = \pi - 2\theta$, this implies $\tan 2\theta = \frac{a}{b - a^2}$. Also

$$\tan \theta = \left(\frac{dy}{dx} \right)_{x=a} = 2a$$

and since $\tan 2\theta = \frac{2 \tan \theta}{1 - \tan^2 \theta}$, identity (2.27e), we obtain

$$\frac{4a}{1 - 4a^2} = \frac{a}{b - a^2}$$

This gives $b = \frac{1}{4}$. Notice that the value of b is independent of a . Thus all the reflected rays pass through $(0, \frac{1}{4})$. As was indicated in Section 1.4.5, this property is important in many engineering design projects.

Example 8.7

Show that the shear force F acting in a beam is related to the bending moment M by

$$F = \frac{dM}{dx}$$

Solution

This was briefly discussed earlier (see Section 1.22(b)). We now explore the ideas more thoroughly. A beam is a horizontal structural member which carries loads. These induce forces and stresses inside the beam in transmitting the loads to the supports. For design safety two internal quantities are used, the shear force F and the bending moment M . At each point along the beam the forces are in equilibrium. These forces can be thought of as acting along the beam and (vertically) perpendicular to it. When a beam bends, its upper surface is compressed and its lower surface is stretched, so that forces on the upper and lower surfaces at any point along the beam are acting in opposite directions. There will, of course, be a line within the beam, which is neither stretched nor compressed. This is the neutral axis. The situation is illustrated in Figure 8.11(a). To analyse the situation

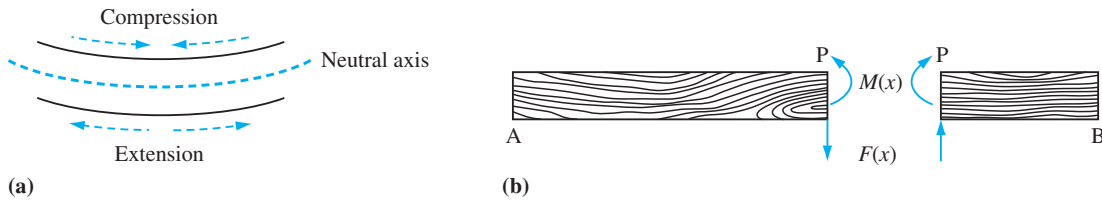


Figure 8.11 (a) The bending of a beam (exaggerated); (b) beam with imaginary cut at P.

we imagine cutting the beam at a point P along its length and examine the forces which are necessary there to keep it in equilibrium. The opposing horizontal forces at P give a moment M about the neutral axis, as shown in Figure 8.11(b). This is called the bending moment. As the beam is in equilibrium there will be an equal and opposite bending moment on the other side of our imaginary cut. In the same way the vertical forces F balance at the cut. This vertical force is called the shear force. The shear force and bending moment are important in considering design safety.

We find the shear force F at a point distance x from the left-hand end of the beam by considering the vertical equilibrium of forces for the left-hand portion of the beam, and we find the bending moment M by looking at the balance of moments of force for that left-hand portion (see Figure 8.12(a)). The force F is the sum of the forces acting vertically on AP, and M is the sum of moments.

Consider the small element of the beam of length Δx between P and Q shown in Figure 8.12(b). Then examining the balance of moments about Q we see that

$$M(x + \Delta x) = M(x) + \Delta x F(x)$$

so that

$$M(x + \Delta x) - M(x) = \Delta x F(x)$$

giving

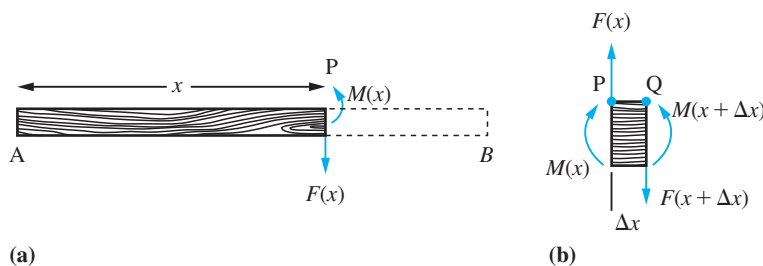
$$F(x) = \frac{M(x + \Delta x) - M(x)}{\Delta x}$$

Now letting $\Delta x \rightarrow 0$, we obtain

$$F(x) = \frac{dM}{dx}$$

as required.

Figure 8.12
(a) Horizontal beam.
(b) Element of the beam.



We saw in Section 7.9.2 that for a freely hinged beam with a point load W at $x = a$

$$M(x) = \begin{cases} W(l-a)x/l & 0 < x \leq a \\ W(l-x)a/l & a \leq x < l \end{cases}$$

$$F(x) = \begin{cases} W - Wa/l & 0 < x < a \\ -Wa/l & a \leq x < l \end{cases}$$

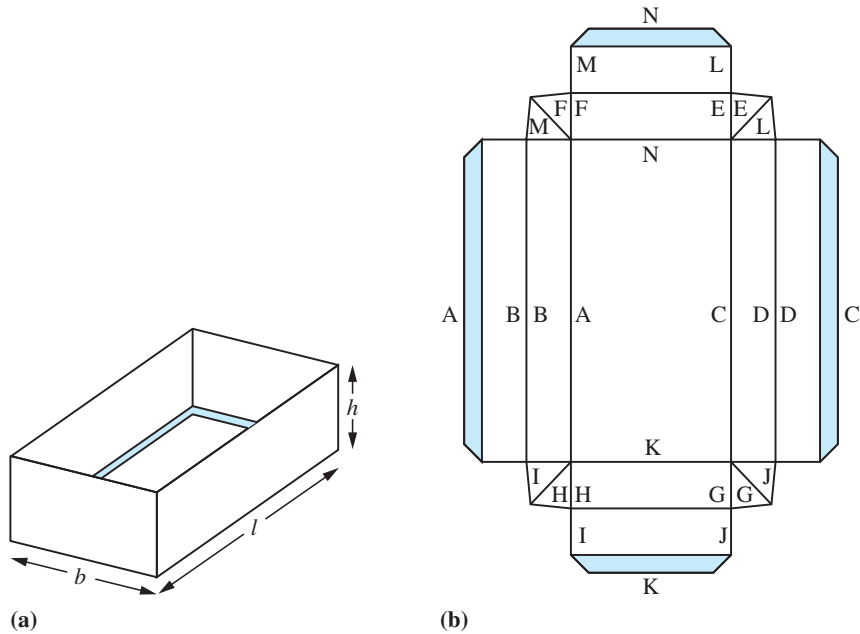
It is left to the reader to verify that these satisfy the equation relating $M(x)$ and $F(x)$.

Example 8.8

An open box, illustrated in Figure 8.13(a), is made from an A4 sheet of card using the folds shown in Figure 8.13(b). Find the dimensions of the tray which maximize its capacity.

Figure 8.13

(a) The open box.
(b) The net of an open box used commercially.



Solution Boxes like these are used commercially for food sales. Packaging is expensive, so that manufacturers often try to design a container that has the biggest capacity for a standard size of cardboard. An A4 sheet has size 210×297 mm.

Allowing 10 mm flaps as stiffeners, shaded in the diagram, and denoting the length, breadth and height by l , b and h (in mm) respectively, we have

$$l + 4h + 20 = 297$$

$$b + 4h + 20 = 210$$

and the capacity C is $l \times b \times h$ mm³. Thus

$$C(h) = (277 - 4h)(190 - 4h)h = 52630h - 1868h^2 + 16h^3$$

The maximum capacity C^* occurs where $C'(h) = 0$.

It can be shown from first principles (see Question 5 of Exercises 8.2.6) that the general cubic function

$$f(x) = ax^3 + bx^2 + cx + d$$

has derivative

$$f'(x) = 3ax^2 + 2bx + c$$

In this example $a = 16$, $b = -1868$, $c = 52\,630$, $d = 0$ and $x = h$. Thus

$$C'(h) = 52\,630 - 3736h + 48h^2$$

so that the value h^* of h which yields the maximum capacity is $h^* = 18.47$ where $C'(h^*) = 0$. We can verify that it is a maximum by showing that

$$C'(18.4) > 0 \quad \text{and} \quad C'(18.5) < 0$$

8.2.8 Exercises

8 Gas escapes from a spherical balloon at $2 \text{ m}^3 \text{ min}^{-1}$. How fast is the surface area shrinking when the radius equals 12 m ? (The surface area of a sphere of radius r is $4\pi r^2$.)

9 A tank is initially filled with 1000 litres of brine, containing 0.15 kg of salt per litre. Fresh brine containing 0.25 kg of salt per litre runs into the tank at a rate of 4 litres s^{-1} , and the mixture (kept uniform by vigorous stirring) runs out at the same rate. Show that if Q (in kg) is the amount of salt in the tank at time t (in s) then

$$\frac{dQ}{dt} = 1 - \frac{Q}{250}$$

10 The bending moment $M(x)$ for a beam of length l is given by $M(x) = W(2x - l)^3/8l^2$, $0 \leq x \leq l$. Find the formula for the shear force F . (See Example 8.7.)

11 A small weight is dragged across a horizontal plane by a string PQ of length a , the end P being attached to the weight while the end Q is made to move steadily along a fixed line perpendicular to the original position of PQ. Choosing the coordinate axes so that Oy is that fixed line and Ox passes through the initial position of P, as shown in Figure 8.14, show that the curve $y = y(x)$ described by P is such that

$$\frac{dy}{dx} = -\frac{\sqrt{a^2 - x^2}}{x}$$

The resulting curve is called a *tractrix*.

This is investigated further in Exercises 8.8.14, Question 125.

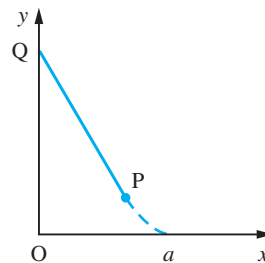


Figure 8.14

12 The limiting tension in a rope wound round a capstan (that is, the tension when the rope is about to slip) depends on the angle of wrap θ , as shown in Figure 8.15. Show that an increase $\Delta\theta$ in the angle of wrap produces a corresponding increase ΔT in the value of the limiting tension such that

$$\Delta T \approx \mu T \Delta\theta$$

where μ is the coefficient of friction. Deduce $dT/d\theta$.




Figure 8.15

- 13 A chemical dissolves in water at a rate jointly proportional to the amount undissolved and to the difference between the concentration in the solution and that in the saturated solution. Initially none of the chemical is dissolved in the water. Show that the amount $x(t)$ of undissolved chemical satisfies the differential equation

$$\frac{dx}{dt} = kx(M - x_0 + x)$$

where k is a constant, M is the amount of the chemical in the saturated solution and $x_0 = x(0)$.

- 14 The rate at which a solute diffuses through a membrane is proportional to the area and to the concentration difference across the membrane. A solution of concentration C flows down a tube with constant velocity v . The solute diffuses through the wall of the tube into an ambient solution of the same solute of a lower fixed concentration C_0 . If the tube has constant circular cross-section of radius r , show that at distance x along the tube the concentration $C(x)$ satisfies the differential equation

$$\frac{dC}{dx} = -\frac{2k}{rv}(C - C_0)$$

where k is a constant.

- 15 A lecture theatre having volume 1000 m^3 is designed to seat 200 people. The air is conditioned continuously by an inflow of fresh air at a constant rate V (in $\text{m}^3 \text{ min}^{-1}$). An average person generates 980 cm^3 of CO_2 per minute, while fresh air contains 0.04% of CO_2 by volume. Show that the percentage concentration x of CO_2 by volume in the lecture theatre at time t (in min) after the audience enters satisfies the differential equation

$$1000 \frac{dx}{dt} = 19.6 + 0.04V - Vx(t)$$

If initially $x(0) = 0.04$, show that $x(t)$ is an increasing function of t for $t > 0$. Deduce that the maximum x^* of $x(t)$ is given by

$$x^* = (19.6 + 0.04V)/V$$

If the specification is that x does not exceed 0.06 (that is, 50% increase above fresh air), deduce that V must be chosen so that $V > 980$. Comment on this result.

- 16 Consider the chemical reaction



Let x be the amount of product X , and a and b the initial amounts of A and B (with x , a and b in mol). The rate of reaction is proportional to the product of the uncombined amounts of A and B remaining.

Express this relationship in terms of $\frac{dx}{dt}$, x , a and b .

- 17 A wire of length l metres is bent so as to form the boundary of a sector of a circle of radius r metres and angle θ radians. Show that

$$\theta = \frac{l - 2r}{r}$$

and prove that the area of the sector is greatest when the radius is $l/4$.

- 18 A manufacturer found that the sales figure for a certain item depended on the selling price. The market research department found that the maximum number of items that could be sold was 20 000 and that the number actually sold decreased by 100 for every 1p increase in price. The total cost of production of the items consisted of a set-up cost of £200 plus 50p per item manufactured. Show that the profit y pence as a function of the selling price x pence is

$$y = 25\,000x - 100x^2 - 1\,020\,000$$

What price should be adopted to maximize profits, and how many items are produced?

8.3 Techniques of differentiation

In this section we shall obtain the derivatives of some basic functions from ‘first principles’ – that is, using the definition of a derivative given in (8.1) – and will show how we obtain the derivatives of other functions using the basic results and some elementary rules. The rules themselves may be derived from the basic definition of

the differentiation process. In practice, we make use of a very few basic facts, which, together with the rules, enable us to differentiate a wide variety of functions.

8.3.1 Basic rules of differentiation

To enable us to exploit the basic derivatives as we obtain them, we will first obtain the rules which make that exploitation possible. These rules you should know 'by heart'.

Rule 1 (constant multiplication rule)

If $y = f(x)$ and k is a constant then

$$\frac{d}{dx}(ky) = k \frac{dy}{dx} = kf'(x)$$

Rule 2 (sum rule)

If $u = f(x)$ and $v = g(x)$ then

$$\frac{d}{dx}(u + v) = \frac{du}{dx} + \frac{dv}{dx} = f'(x) + g'(x)$$

Rule 3 (product rule)

If $u = f(x)$ and $v = g(x)$ then

$$\frac{d}{dx}(uv) = u \frac{dv}{dx} + v \frac{du}{dx} = f(x)g'(x) + g(x)f'(x)$$

Rule 4 (quotient rule)

If $u = f(x)$ and $v = g(x)$ then

$$\frac{d}{dx}\left(\frac{u}{v}\right) = \frac{v(du/dx) - u(dv/dx)}{v^2} = \frac{g(x)f'(x) - f(x)g'(x)}{[g(x)]^2}$$

Rule 5 (composite-function or chain rule)

If $z = g(x)$ and $y = f(z)$, then

$$\frac{dy}{dx} = \frac{dy}{dz} \frac{dz}{dx} = f'(z)g'(x)$$

Rule 6 (inverse-function rule)

If $y = f^{-1}(x)$, then $x = f(y)$ and

$$\frac{dy}{dx} = \frac{1}{dx/dy} = \frac{1}{f'(y)}$$

Rule 7 (parametric differentiation rule)

If $y = f(x)$ where $x = g(t)$ and $y = h(t)$ and t is a parameter, then

$$\frac{dy}{dx} = \frac{dy}{dt} \bigg/ \frac{dx}{dt}$$

Verification of rules

Rule 1 follows directly from the definition given in (8.1), for if

$$g(x) = kf(x), \quad k \text{ constant}$$

$$g(x + \Delta x) = kf(x + \Delta x)$$

and

$$\Delta g = g(x + \Delta x) - g(x) = k[f(x + \Delta x) - f(x)]$$

so that

$$\frac{dg}{dx} = \lim_{\Delta x \rightarrow 0} \frac{\Delta g}{\Delta x} = \lim_{\Delta x \rightarrow 0} k \left[\frac{f(x + \Delta x) - f(x)}{\Delta x} \right] = kf'(x)$$

using the properties of limits given in Section 7.5.2.

Likewise, for **Rule 2**, if

$$h(x) = f(x) + g(x)$$

$$h(x + \Delta x) = f(x + \Delta x) + g(x + \Delta x)$$

and

$$\Delta h = h(x + \Delta x) - h(x) = [f(x + \Delta x) - f(x)] + [g(x + \Delta x) - g(x)]$$

so that

$$\frac{dh}{dx} = \lim_{\Delta x \rightarrow 0} \frac{\Delta h}{\Delta x} = \lim_{\Delta x \rightarrow 0} \left[\frac{f(x + \Delta x) - f(x)}{\Delta x} \right] + \lim_{\Delta x \rightarrow 0} \left[\frac{g(x + \Delta x) - g(x)}{\Delta x} \right]$$

using the properties of limits given in Section 7.5.2.

Thus

$$\frac{dh}{dx} = f'(x) + g'(x)$$

It also readily follows that if

$$y = f(x) - g(x)$$

then

$$\frac{dy}{dx} = f'(x) - g'(x)$$

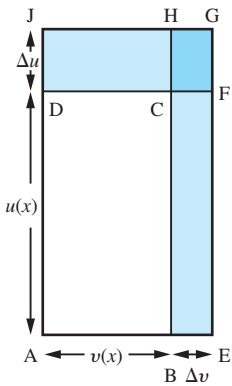


Figure 8.16

To verify *Rule 3* consider Figure 8.16. For any value of x , the area y of the rectangle ABCD is

$$y = u(x)v(x)$$

Increasing x by the increment Δx changes u and v by amounts Δu and Δv respectively, giving

$$u(x + \Delta x) = u(x) + \Delta u \quad \text{and} \quad v(x + \Delta x) = v(x) + \Delta v$$

From the diagram we see that the corresponding increment in y is given by

$$\begin{aligned} \Delta y &= \text{area EFCB} + \text{area CHJD} + \text{area CFGH} \\ &= u \Delta v + v \Delta u + \Delta u \Delta v \end{aligned}$$

so that

$$\frac{dy}{dx} = \lim_{\Delta x \rightarrow 0} \frac{\Delta y}{\Delta x} = \lim_{\Delta x \rightarrow 0} \left[u \frac{\Delta v}{\Delta x} + v \frac{\Delta u}{\Delta x} + \frac{\Delta u \Delta v}{\Delta x} \right]$$

leading to the result

$$\frac{dy}{dx} = u(x)v'(x) + u'(x)v(x)$$

since Δu and $\Delta v \rightarrow 0$ as $\Delta x \rightarrow 0$.

Rule 4 may then be deduced from Rule 3, for if

$$y = \frac{u}{v}$$

where $u = f(x)$ and $v = g(x)$, then $u = yv$ and Rule 3 gives

$$\begin{aligned} \frac{du}{dx} &= y \frac{dv}{dx} + v \frac{dy}{dx} \\ &= \frac{u}{v} \frac{dv}{dx} + v \frac{dy}{dx} \quad \text{on substituting for } y \end{aligned}$$

Rearranging then gives the required result

$$\frac{dy}{dx} = \frac{v \frac{du}{dx} - u \frac{dv}{dx}}{v^2}$$

Rule 5 will be verified in Section 8.3.6, *Rule 6* in Section 8.3.7 and *Rule 7* in Section 8.3.14.

8.3.2 Derivative of x^r

Using the definition of a derivative given in (8.1) and following the procedure of Example 8.1, we can proceed to obtain the derivative of the power function $f(x) = x^r$ when r is a real number.

Since $f(x) = x^r$ we have

$$f(x + \Delta x) = (x + \Delta x)^r$$

Using the binomial series (7.16) we have

$$\begin{aligned}(x + \Delta x)^r &= x^r \left(1 + \frac{\Delta x}{x}\right)^r, \quad x \neq 0 \\ &= x^r \left[1 + r \frac{\Delta x}{x} + \frac{1}{2} r(r-1) \left(\frac{\Delta x}{x}\right)^2 + \dots\right] \\ &= x^r + rx^{r-1} \Delta x + \frac{1}{2} r(r-1)x^{r-2}(\Delta x)^2 + \dots\end{aligned}$$

so that

$$\frac{\Delta f}{\Delta x} = \frac{f(x + \Delta x) - f(x)}{\Delta x} = rx^{r-1} + \frac{1}{2} r(r-1)x^{r-2}(\Delta x) + \dots$$

Now letting $\Delta x \rightarrow 0$ we have that

$$\frac{df}{dx} = \frac{d(x^r)}{dx} = \lim_{\Delta x \rightarrow 0} \frac{\Delta f}{\Delta x} = rx^{r-1}$$

leading to the general result

$$\frac{d}{dx}(x^r) = rx^{r-1}, \quad r \in \mathbb{R} \quad (8.9)$$

Note that the solutions of Example 8.1 satisfy this general result.

Note also that (8.9) implies that if k is a constant then $\frac{dk}{dx} = 0$, which is as expected since the derivative measures the rate of change of the function.



Check that result (8.9) is determined by the following MATLAB commands:

```
syms h r x
df = limit(((x + h)^r - x^r)/h, h, 0);
pretty(df)
```

Example 8.9

Using result (8.9), find $f'(x)$ when $f(x)$ is

(a) \sqrt{x} (b) $\frac{1}{x^5}$ (c) $\frac{1}{\sqrt[3]{x}}$

Solution (a) Taking $r = \frac{1}{2}$ in (8.9) gives

$$\frac{d}{dx}(\sqrt{x}) = \frac{d}{dx}(x^{1/2}) = \frac{1}{2}x^{-1/2} = \frac{1}{2\sqrt{x}}$$

(b) Taking $r = -5$ in (8.9) gives

$$\frac{d}{dx}\left(\frac{1}{x^5}\right) = \frac{d}{dx}(x^{-5}) = -5x^{-6} = -\frac{5}{x^6}$$

(c) Taking $r = -\frac{1}{3}$ in (8.9) gives

$$\frac{d}{dx}\left(\frac{1}{\sqrt[3]{x}}\right) = \frac{d}{dx}(x^{-1/3}) = -\frac{1}{3}x^{-4/3} = -\frac{1}{3}\left(\frac{1}{\sqrt[3]{x^4}}\right)$$

Example 8.10

Using the result (8.9) and the rules of Section 8.3.1, find $f'(x)$ where $f(x)$ is

- (a) $8x^4 - 4x^2$ (b) $(2x^2 + 5)(x^2 + 3x + 1)$ (c) $4x^7(x^2 - 3x)$
 (d) $(x + 1)\sqrt{x}$ (e) $\frac{\sqrt{x}}{x + 1}$ (f) $\frac{x^3 + 2x + 1}{x^2 + 1}$

Solution (a) Using Rule 1 and result (8.9) with $r = 4$, we have

$$\frac{d}{dx}(8x^4) = 32x^3$$

Similarly

$$\frac{d}{dx}(4x^2) = 8x$$

Using Rule 2, we have

$$\frac{d}{dx}(8x^4 - 4x^2) = 32x^3 - 8x$$

(b) Using the result (8.9) with Rules 1 and 2, we obtain

$$\frac{d}{dx}(2x^2 + 5) = 4x \quad \text{and} \quad \frac{d}{dx}(x^2 + 3x + 1) = 2x + 3$$

Taking $u = 2x^2 + 5$ and $v = x^2 + 3x + 1$ in Rule 3, we obtain

$$\frac{d}{dx}[(2x^2 + 5)(x^2 + 3x + 1)] = 4x(x^2 + 3x + 1) + (2x^2 + 5)(2x + 3)$$

Multiplying out these terms we obtain

$$f'(x) = 8x^3 + 18x^2 + 14x + 15$$

(c) Using Rule 3 with $u(x) = 4x^7$ and $v(x) = (x^2 - 3x)$ we obtain

$$\begin{aligned} f'(x) &= (28x^6)(x^2 - 3x) + (4x^7)(2x - 3) \\ &= 36x^8 - 96x^7 \\ &= 12x^7(3x - 8) \end{aligned}$$

Alternatively, we could write $f(x) = 4x^9 - 12x^8$ giving $f'(x) = 36x^8 - 96x^7$ directly. It is important to look at expressions carefully before applying the rules. Sometimes there are quicker routes to the solution.

(d) Multiplying out we have

$$f(x) = x\sqrt{x} + \sqrt{x} = x^{3/2} + x^{1/2}$$

so that

$$f'(x) = \frac{3}{2}x^{1/2} + \frac{1}{2}x^{-1/2} = \frac{(3x+1)}{2\sqrt{x}}$$

(e) Using Rule 4 with $u = \sqrt{x}$ and $v = x + 1$ so that $u'(x) = \frac{1}{2}x^{-1/2}$ and $v'(x) = 1$, we obtain

$$f'(x) = \frac{\frac{1}{2}x^{-1/2}(x+1) - x^{1/2}(1)}{(x+1)^2} = \frac{1-x}{2(1+x)^2\sqrt{x}}$$

(f) Using Rule 4 with $u = x^3 + 2x + 1$ and $v = x^2 + 1$, we obtain

$$\begin{aligned} f'(x) &= \frac{(3x^2 + 2)(x^2 + 1) - (x^3 + 2x + 1)(2x)}{(x^2 + 1)^2} \\ &= \frac{x^4 + x - 2x + 2}{(x^2 + 1)^2} \end{aligned}$$



Symbolically in MATLAB, if $y = f(x)$ then its derivative, with respect to x , is determined using the `diff(y)` or `diff(y,x)` commands (either can be used as y is a function of only one variable). Thus the derivative is determined by the commands

```
syms x y
y = f(x); dy = diff(y)
```

The `simple` command may be used to simplify the answer returned by the `diff` command. To illustrate, we consider Example 8.10(b), for which the commands

```
syms x y
y = (2*x^2 + 5)*(x^2 + 3*x + 1);
dy = diff(y)
```

return

```
dy = 4*x*(x^2 + 3*x + 1) + (2*x^2 + 5)*(2*x + 3)
```

Using the `simplify` command, we have that the command

$$dy = \text{simplify}(dy)$$

returns the derivative as

$$dy = 8x^3 + 18x^2 + 14x + 15$$

In practice we often anticipate the need to simplify and use the single command `simplify(diff(y))`. Considering Example 8.10(e), the MATLAB commands

```
syms x y
y = sqrt(x)/(x + 1); dy = simple(diff(y));
```

return the derivative as

$$dy = -1/2 \frac{x - 1}{x^{1/2}(x + 1)^2}$$

For practice check the answers to parts (a), (c), (d) and (f) of Example 8.10 using MATLAB.

8.3.3 Differentiation of polynomial functions

Using the result

$$\frac{d}{dx}(x^r) = rx^{r-1}$$

given in equation (8.9), together with the rules developed in Section 8.3.1, we proceed in this and following sections to find the derivatives of a range of algebraic functions. It is a simple matter to find the derivative of the polynomial function

$$f(x) = a_0 + a_1x + a_2x^2 + a_3x^3 + \dots + a_{n-1}x^{n-1} + a_nx^n = \sum_{r=0}^n a_r x^r \quad (8.10)$$

where n is a non-negative integer and the coefficients a_r , $r = 0, 1, \dots, n$, are real numbers.

Using the constant multiplication rule together with the sum rule we may differentiate term by term to give

$$f'(x) = a_1 + 2a_2x + 3a_3x^2 + \dots + (n-1)a_{n-1}x^{n-2} + na_nx^{n-1} = \sum_{r=1}^n r a_r x^{r-1}$$

Example 8.11

If $y = 2x^4 - 2x^3 - x^2 + 3x - 2$, find $\frac{dy}{dx}$.

Solution Differentiating term by term, using the sum rule, gives

$$\frac{dy}{dx} = \frac{d}{dx}(2x^4) - \frac{d}{dx}(2x^3) - \frac{d}{dx}(x^2) + \frac{d}{dx}(3x) - \frac{d}{dx}(2)$$

which on using the constant multiplication rule gives

$$\begin{aligned}\frac{dy}{dx} &= 2 \frac{d}{dx}(x^4) - 2 \frac{d}{dx}(x^3) - \frac{d}{dx}(x^2) + 3 \frac{d}{dx}(x) - \frac{d}{dx}(2) \\ &= 2(4x^3) - 2(3x^2) - (2x) + 3(1) - 0\end{aligned}$$

so that

$$\frac{dy}{dx} = 8x^3 - 6x^2 - 2x + 3$$

Example 8.12

The distance s metres moved by a body in t seconds is given by

$$s = 2t^3 - 1.5t^2 - 6t + 12$$

Determine the velocity and acceleration after 2 seconds.

Solution

$$s = 2t^3 - 1.5t^2 - 6t + 12$$

The velocity v (m s^{-1}) is given by $v = \frac{ds}{dt}$, so that

$$v = \frac{ds}{dt} = 2(3t^2) - 1.5(2t) - 6(1) = 6t^2 - 3t - 6$$

When $t = 2$ seconds

$$v = 6(4) - 3(2) - 6 = 12$$

so that the velocity after 2 seconds is 12 m s^{-1} .

The acceleration a (m s^{-2}) is given by $a = \frac{dv}{dt}$, so that

$$a = \frac{dv}{dt} = \frac{d}{dt}(6t^2 - 3t - 6) = 12t - 3$$

When $t = 2$ seconds

$$a = 12(2) - 3 = 21$$

so that the acceleration after 2 seconds is 21 m s^{-2} .

Sometimes polynomial functions are not expressed in the standard form of (8.10), $f(x) = (2x + 5)^3$ and $f(x) = (3x - 1)^2(x + 2)^3$ being such examples. Such cases will be considered below (see Section 8.3.6) when the differentiation of composite functions will be discussed.

The derivatives of polynomial functions can be evaluated numerically by a simple extension of the method of synthetic division (or nested multiplication) which is used for evaluating the function itself. We saw in Section 2.4.3 that

$$f(x) = a_n x^n + a_{n-1} x^{n-1} + \dots + a_1 x + a_0$$

could be written as $f(x) = g(x)(x - c) + f(c)$ where

$$g(x) = b_{n-1} x^{n-1} + b_{n-2} x^{n-2} + \dots + b_1 x + b_0$$

and where the coefficients b_{n-1}, \dots, b_0 were generated in the process of nested multiplication. Differentiating $f(x)$ with respect to x using the product rule gives

$$f'(x) = g'(x)(x - c) + g(x)(1)$$

so that

$$f'(c) = g'(c)(0) + g(c)(1) = g(c)$$

Thus we can evaluate $f'(c)$ by applying the nested multiplication method again but this time to $g(x)$.

Example 8.13

Evaluate $f(2)$ and $f'(2)$ for the polynomial function

$$f(x) = 2x^4 - 2x^3 - x^2 + 3x - 2$$

Solution

$$\begin{array}{r} 2 \quad -2 \quad -1 \quad 3 \quad -2 \\ \times 2 \quad 0 \quad 4 \quad 4 \quad 6 \quad 18 \\ \hline 2 \quad 2 \quad 3 \quad 9 \quad 16 = f(2) \\ \times 2 \quad 0 \quad 4 \quad 12 \quad 30 \\ \hline 2 \quad 6 \quad 15 \quad 39 = f'(2) \end{array}$$

This method of evaluating the function and its derivative is very efficient and is often used in computer packages which require finding the roots of polynomial equations.

8.3.4 Differentiation of rational functions

As we saw in Section 2.5, rational functions have the general form

$$f(x) = \frac{p(x)}{q(x)}$$

where $p(x)$ and $q(x)$ are polynomials. To obtain the derivatives of such functions we make use of the constant multiplication, sum and quotient rules, as illustrated in Example 8.14.

Example 8.14Find the derivative of the following functions of x :

(a) $\frac{3x+2}{2x^2+1}$ (b) $\frac{2x+3}{x^2+x+1}$

(c) $x^3 + 2x^2 - \frac{1}{x} + \frac{1}{x^2} + 3, \quad x \neq 0$

Solution (a) Taking $u = 3x + 2$ and $v = 2x^2 + 1$ gives

$$\frac{du}{dx} = 3 \quad \text{and} \quad \frac{dv}{dx} = 4x$$

so, from the quotient rule,

$$\begin{aligned} \frac{d}{dx} \left[\frac{3x+2}{2x^2+1} \right] &= \frac{v \left(\frac{du}{dx} \right) - u \left(\frac{dv}{dx} \right)}{v^2} \\ &= \frac{(2x^2+1)3 - (3x+2)4x}{(2x^2+1)^2} \\ &= \frac{-(6x^2+8x-3)}{(2x^2+1)^2} \end{aligned}$$

(b) Taking $u = 2x + 3$ and $v = x^2 + x + 1$

$$\frac{du}{dv} = 2 \quad \text{and} \quad \frac{dv}{dx} = 2x + 1$$

so, from the quotient rule,

$$\begin{aligned} \frac{d}{dx} \left[\frac{2x+3}{x^2+x+1} \right] &= \frac{(x^2+x+1)(2) - (2x+3)(2x+1)}{(x^2+x+1)^2} \\ &= -\frac{(2x^2+6x+1)}{(x^2+x+1)^2} \end{aligned}$$

(c) In this case we can express the function as

$$y = x^3 + 2x^2 - x^{-1} + x^{-2} + 3, \quad x \neq 0$$

and differentiate term by term to give

$$\begin{aligned} \frac{dy}{dx} &= 3x^2 + 2(2x) - (-x^{-2}) + (-2x^{-3}) + 0 = 3x^2 + 4x + x^{-2} - 2x^{-3} \\ &= 3x^2 + 4x + \frac{1}{x^2} - \frac{2}{x^3}, \quad x \neq 0 \end{aligned}$$

8.3.5 Exercises

- 19 Differentiate the function f where $f(x)$ is
- (a) x^9 (b) $\sqrt{x^3}$ (c) $-4x^2$
 (d) $4x^4 + 2x^5$ (e) $4x^3 + x - 8$ (f) $1/(2x^2)$
 (g) $x + \sqrt{x}$ (h) $2x^{7/2}$ (i) $1/(3x^3)$
- 20 Using the product rule, differentiate the function f where $f(x)$ is
- (a) $(3x^4 - 1)(x^2 + 5x)$ (b) $(5x + 1)(x^3 + 3x - 6)$
 (c) $(7x + 3)(\sqrt{x} + 1/\sqrt{x})$ (d) $(3 - 2x)(2x - 9/x)$
 (e) $(\sqrt{x} - 1/\sqrt{x})(x - 1/x)$
 (f) $(x^2 + x + 1)(2x^2 + x - 1)$
- 21 Using the quotient rule, differentiate the function f where $f(x)$ is
- (a) $(3x^2 + x + 1)/(x^3 + 1)$ (b) $\sqrt{(2x)/(x^2 + 4)}$
 (c) $(x + 1)/(x^2 + 1)$ (d) $x^{2/3}/(x^{1/3} + 1)$
 (e) $(x^2 + 1)/(x + 1)$
 (f) $(2x^2 - x + 1)/(x^2 - 2x + 2)$
- 22 Differentiate the function f where $f(x)$ is
- (a) $(ax + b)(cx + d)$ (b) $(ax + b)/(cx + d)$
 (c) $3ax^2 + 5bx + c$ (d) $ax^2/(bx + c)$


- 23 A fruit juice manufacturer wishes to design a carton that has a square face, as shown in Figure 8.17(a). The carton is to contain 1 litre of juice and is made from a rectangular sheet of waxed cardboard by folding it into a rectangular tube and sealing down the edge and then folding and sealing the top and bottom. To make the carton airtight and robust for handling, an overlap of at least 0.5 cm is needed. The net for the carton is shown in Figure 8.17(b).

Show that the amount $A(h)$ cm² of card used is given by

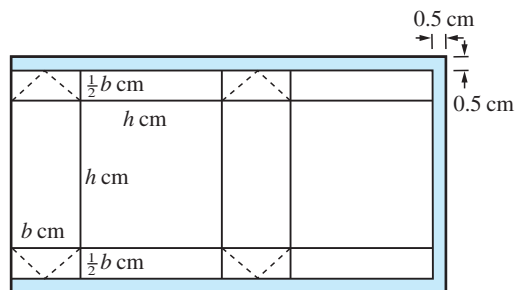
$$A(h) = \left[h + \frac{1000}{h^2} + 1 \right] \left[2h + \frac{2000}{h^2} + 0.5 \right]$$

Verify that

$$A(h) = 2 \left[h + \frac{1000}{h^2} + \frac{5}{8} \right]^2 - \frac{9}{32}$$



(a)



(b)

Figure 8.17 Carton of Question 23.

By finding the value x^* of x which minimizes

$$y = x + \frac{1000}{x^2}, \text{ find the value } h^* \text{ of } h \text{ which minimizes } A(h).$$

- 24 Using the method of Example 8.13, evaluate $f(3)$, $f'(3)$, $f(-1)$ and $f'(-1)$ for the polynomial function

$$f(x) = 5x^4 - 3x^3 + x^2 - 2$$

- 25 Differentiate the function f where $f(x)$ is
- (a) $5x^2 - 2x + 1$
 (b) $4x^3 + x - 8$
 (c) $x^{24} + 3$
 (d) $(x^2 + x - 2)(3x^2 - 5x + 1)$
 (e) $(x^4 - 3x + 1)(6x^2 + 5)$
 (f) $(x - 3)/(x - 2)$
 (g) $x/(x + 1)$
 (h) $1/(x^2 - 4x + 1)$
 (i) $x/(x^2 + 5x + 6)$

8.3.6 Differentiation of composite functions

As mentioned earlier, to differentiate many functions we need a further rule to deal with composite functions.

Rule 5 (composite-function or chain rule)

If $z = g(x)$ and $y = f(z)$ then

$$\frac{dy}{dx} = \frac{dy}{dz} \frac{dz}{dx} = f'(z)g'(x)$$

Verifying *Rule 5* is a little more difficult than Rules 1–4. For an increment Δx in x , let Δz and Δy be the corresponding increments in z and y respectively. It then follows from definition (8.1) that

$$\Delta z = g'(x)\Delta x + \varepsilon_1 \Delta x \quad (8.11)$$

where $\varepsilon_1 \rightarrow 0$ as $\Delta x \rightarrow 0$. Likewise

$$\Delta y = f'(z)\Delta z + \varepsilon_2 \Delta z \quad (8.12)$$

where $\varepsilon_2 \rightarrow 0$ as $\Delta z \rightarrow 0$. Combining (8.11) and (8.12) then gives

$$\Delta y = [f'(z) + \varepsilon_2][g'(x) + \varepsilon_1]\Delta x$$

so that

$$\frac{\Delta y}{\Delta x} = f'(z)g'(x) + \varepsilon_2 g'(x) + \varepsilon_1 f'(z) + \varepsilon_1 \varepsilon_2$$

As $\Delta x \rightarrow 0$ so do $\Delta z \rightarrow 0$, $\varepsilon_1 \rightarrow 0$ and $\varepsilon_2 \rightarrow 0$ and

$$\frac{dy}{dx} = \lim_{\Delta x \rightarrow 0} \frac{\Delta y}{\Delta x} = f'(z)g'(x)$$

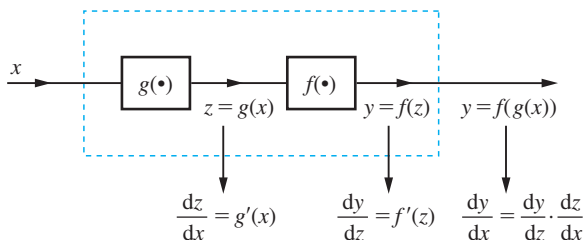
as required.

Adapting Figure 2.12 (see Section 2.2.3), the chain rule

$$\frac{dy}{dx} = \frac{dy}{dz} \cdot \frac{dz}{dx}$$

may be represented as in Figure 8.18.

Figure 8.18
The chain rule of differentiation.



Example 8.15Find $\frac{dy}{dx}$ when y is

(a) $(5x^2 + 11)^9$ (b) $\sqrt{(3x^2 + 1)}$

Solution (a) In this case we could expand out $(5x^2 + 11)^9$ and treat it as a polynomial of degree 18. However, it is advantageous to view it as a composite function, as represented in Figure 8.19(a). Thus, taking

$$y = z^9 \quad \text{and} \quad z = 5x^2 + 11$$

$$\frac{dy}{dz} = 9z^8 \quad \text{and} \quad \frac{dz}{dx} = 10x$$

so, by the chain rule,

$$\frac{dy}{dx} = \frac{dy}{dz} \frac{dz}{dx} = 9(5x^2 + 11)^8(10x) = 90x(5x^2 + 11)^8$$

(b) The composite function $y = \sqrt{(3x^2 + 1)}$ may be represented as in Figure 8.19(b). Thus, taking

$$y = \sqrt{z} = z^{1/2} \quad \text{and} \quad z = 3x^2 + 1$$

$$\frac{dy}{dz} = \frac{1}{2}z^{-1/2} = \frac{1}{2\sqrt{z}} \quad \text{and} \quad \frac{dz}{dx} = 6x$$

so, by the chain rule,

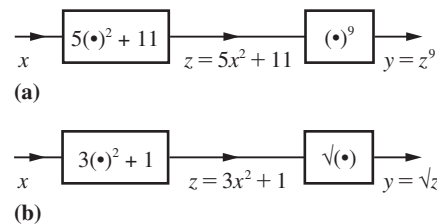
$$\frac{dy}{dx} = \frac{dy}{dz} \frac{dz}{dx} = \frac{1}{2\sqrt{(3x^2 + 1)}} 6x = \frac{3x}{\sqrt{(3x^2 + 1)}}$$

It is usual to refer to z as the **intermediate** (or auxiliary) variable, and once the process has been understood the schematic representation stage, by a block diagram, is dispensed with. Note that when $z = g(x)$ is a linear function $z = ax + b$, then $\frac{dz}{dx} = a$ and

$$\frac{dy}{dx} = af'(ax + b).$$

Figure 8.19

(a) Representation of $y = (5x^2 + 11)^9$.
 (b) Representation of $y = \sqrt{(3x^2 + 1)}$.



Example 8.16Find $\frac{dy}{dx}$ when y is

(a) $(3x^3 - 2x^2 + 1)^5$ (b) $\frac{1}{(5x^2 - 2)^7}$

(c) $(x^2 + 1)^3\sqrt{x - 1}$ (d) $\frac{\sqrt{(2x + 1)}}{(x^2 + 1)^3}$

Solution (a) Introducing the intermediate variable $z = 3x^3 - 2x^2 + 1$ we have

$$y = z^5 \quad \text{and} \quad z = 3x^3 - 2x^2 + 1$$

$$\frac{dy}{dz} = 5z^4 \quad \text{and} \quad \frac{dz}{dx} = 9x^2 - 4x$$

so, by the chain rule,

$$\begin{aligned} \frac{dy}{dx} &= \frac{dy}{dz} \frac{dz}{dx} = 5(3x^3 - 2x^2 + 1)^4(9x^2 - 4x) \\ &= 5x(9x - 4)(3x^3 - 2x^2 + 1)^4 \end{aligned}$$

(b) Introducing the intermediate variable $z = 5x^2 - 2$ we have

$$y = \frac{1}{z^7} = z^{-7} \quad \text{and} \quad z = 5x^2 - 2$$

$$\frac{dy}{dz} = -7z^{-8} = -\frac{7}{z^8} \quad \text{and} \quad \frac{dz}{dx} = 10x$$

so, by the chain rule,

$$\frac{dy}{dx} = \frac{dy}{dz} \frac{dz}{dx} = -\frac{7}{(5x^2 - 2)^8} 10x = -\frac{70x}{(5x^2 - 2)^8}$$

(c) In this case we are dealing with the product $y = uv$ where $u = (x^2 + 1)^3$ and $v = \sqrt{x - 1}$. Then by the product rule

$$\frac{dy}{dx} = u \frac{dv}{dx} + v \frac{du}{dx}$$

To find $\frac{du}{dx}$ we introduce the intermediate variable $z = x^2 + 1$ giving $u = z^3$ and so, by the chain rule,

$$\frac{du}{dx} = \frac{du}{dz} \frac{dz}{dx} = 3(x^2 + 1)^2 2x = 6x(x^2 + 1)^2$$

Likewise, to find $\frac{dv}{dx}$ we introduce the intermediate variable $w = x - 1$ giving $v = \sqrt{w} = w^{1/2}$ and $w = x - 1$, so by the chain rule

$$\frac{dv}{dx} = \frac{1}{2\sqrt{x - 1}}$$

It then follows from the product rule that

$$\begin{array}{cccc}
 u & \frac{dv}{dx} & v & \frac{du}{dx} \\
 \downarrow & \downarrow & \downarrow & \downarrow \\
 \frac{dy}{dx} = (x^2 + 1)^3 \frac{1}{2\sqrt{(x-1)}} + \sqrt{(x-1)} 6x(x^2 + 1)^2 \\
 = \frac{(x^2 + 1)^2}{2\sqrt{(x-1)}} [(x^2 + 1) + 12x(x-1)] \\
 = \frac{(x^2 + 1)^2 (13x^2 - 12x + 1)}{2\sqrt{(x-1)}}
 \end{array}$$

(d) In this case we are dealing with the quotient

$$y = \frac{u}{v}$$

where $u = \sqrt{2x + 1}$ and $v = (x^2 + 1)^3$. Then by the quotient rule

$$\frac{dy}{dx} = \frac{v \left(\frac{du}{dx} \right) - u \left(\frac{dv}{dx} \right)}{v^2}$$

To find $\frac{du}{dx}$ we introduce the intermediate variable $z = 2x + 1$, giving $u = z^{1/2}$ and $z = 2x + 1$, so by the chain rule

$$\frac{du}{dx} = \frac{du}{dz} \frac{dz}{dx} = \frac{1}{\sqrt{2x + 1}}$$

To find $\frac{dv}{dx}$ we introduce the intermediate variable $w = x^2 + 1$, giving $v = w^3$ and

$w = x^2 + 1$, so by the chain rule

$$\frac{dv}{dx} = \frac{dv}{dw} \frac{dw}{dx} = 3(x^2 + 1)^2 2x = 6x(x^2 + 1)^2$$

Then, by the quotient rule,

$$\begin{array}{cccc}
 v & \frac{du}{dx} & u & \frac{dv}{dx} \\
 \downarrow & \downarrow & \downarrow & \downarrow \\
 \frac{dy}{dx} = \frac{(x^2 + 1)^3 \frac{1}{\sqrt{2x + 1}} - \sqrt{2x + 1} 6x(x^2 + 1)^2}{(x^2 + 1)^6} = \frac{1 - 6x - 11x^2}{(x^2 + 1)^4 \sqrt{2x + 1}}
 \end{array}$$



MATLAB can handle the functions covered in previous sections. To illustrate, consider Examples 8.14(a), 8.15(b) and 8.16(c). For 8.14(a) the commands

```
syms x y
y = (3*x + 2)/(2*x^2 + 1);
dy = simplify(diff(y))
```

return the derivative as

$$dy = -\frac{6x^2 - 3 + 8x}{(2x^2 + 1)^2}$$

For Example 8.15(b) the commands

```
syms x y
y = sqrt(3*x^2 + 1);
dy = diff(y);
```

return the derivative as

$$dy = 3\frac{x}{(3x^2 + 1)^{1/2}}$$

For Example 8.16(c) the commands

```
syms x y
y = (x^2 + 1)^3*sqrt(x - 1);
dy = simplify(diff(y));
```

return the derivative as

$$dy = \frac{1}{2} \frac{(x^2 + 1)^2 (13x^2 - 12x + 1)}{(x - 1)^{1/2}}$$

For practice, check the answers to the remaining sections of Examples 8.14–8.16.

8.3.7 Differentiation of inverse functions

The algebraic and graphical properties of inverse functions were described earlier (see Section 2.2.3). It is often useful to be able to express the derivative of an inverse function in terms of the derivatives of the original function from which it came. To do this we use the following rule:

Rule 6 (inverse-function rule)

If $y = f^{-1}(x)$ then $x = f(y)$ and

$$\frac{dy}{dx} = \frac{1}{\frac{dx}{dy}} = \frac{1}{f'(y)}$$

Rule 6 may be readily deduced from graphical considerations. Since the graph of $y = f^{-1}(x)$ is the mirror image of the graph of $y = f(x)$ in the line $y = x$ (see Figure 8.20) it follows that since $\tan \theta = \cot(\frac{1}{2}\pi - \theta)$, the gradient with respect to the x direction is

$$\frac{dy}{dx} = \frac{1}{\text{gradient with respect to the } y \text{ direction}} = \frac{1}{\frac{dx}{dy}}$$

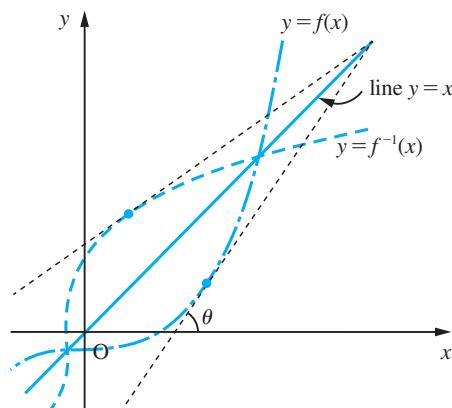
We will be making use of this rule in the following sections, but a simple example is to consider the function defined by $y = x^{1/3}$. Then $x = y^3$ and $\frac{dx}{dy} = 3y^2$. Using the inverse-function rule we obtain

$$\frac{dy}{dx} = 1 / \frac{dx}{dy} = \frac{1}{3y^2}, \quad y \neq 0$$

Since $y = x^{1/3}$ we deduce that $\frac{dy}{dx} = \frac{1}{3}x^{-2/3}$, $x \neq 0$ (agreeing with the general result

$$\frac{d}{dx}(x^r) = rx^{r-1})$$

Figure 8.20
Derivative of
inverse function.



8.3.8 Exercises



Check your answers using MATLAB whenever possible.

26 Differentiate the function f where $f(x)$ is

- (a) $(5x + 3)^9$ (b) $(4x - 2)^7$
 (c) $(1 - 3x)^6$ (d) $(3x^2 - x + 1)^3$
 (e) $(4x^3 - 2x + 1)^6$ (f) $(1 + x - x^4)^5$

27 Differentiate the function f where $f(x)$ is

- (a) $(2x + 4)^7(3x - 2)^5$ (b) $(5x + 1)^3(3 - 2x)^4$
 (c) $(\frac{1}{2}x + 2)^2(x + 3)^4$
 (d) $(x^2 + x + 1)^2(x^3 + 2x^2 + 1)^4$
 (e) $(x^5 + 2x + 1)^3(2x^2 + 3x - 1)^4$
 (f) $(2x + 1)^3(7 - x)^5$
 (g) $(x^2 + 4x + 1)(3x + 1)^5$

28 The algebraic function

$$y = \frac{\sqrt{1+x} - 1}{\sqrt{1+x} + 1}, \quad x > -1$$

is a root of the equation

$$xy^2 - 2(2+x)y + x = 0$$

Show that $x = 4y/(y - 1)^2$ and hence that

$$\frac{dy}{dx} = -\frac{(y-1)^3}{4(y+1)}, \quad |y| < 1$$

29 An open water conduit is to be cut in the shape of an isosceles trapezium and lined with material which is available in a standard width of 1 metre, as shown in Figure 8.21.

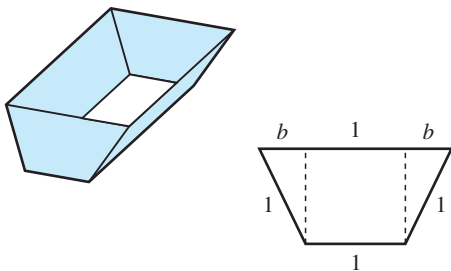


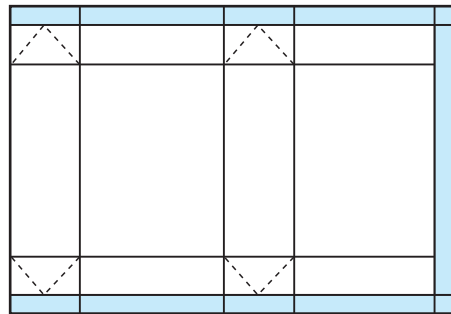
Figure 8.21 Water conduit of Question 29.

To achieve maximum potential capacity, the designer has to maximize the area of cross-section $A(b)$. Show that

$$A(b) = [(1+b)^3(1-b)]^{1/2}$$

and that this is maximized when $b = 0.5$.

30 A carton is made from a sheet of A4 card (210 mm \times 297 mm) using the net shown in Figure 8.22. Find the dimensions that yield the largest capacity.



5 mm overlap for seal

Figure 8.22 Net used in Question 30.

31 Differentiate

- (a) $\sqrt{1+2x}$ (b) $x\sqrt{x+2}$ (c) $\sqrt{x^2+2x}$

32 Differentiate

- (a) $x\sqrt{4+x^2}$ (b) $x\sqrt{9-x^2}$
 (c) $(x+1)\sqrt{x^2+2x+3}$ (d) $x^{2/3} - x^{1/4}$
 (e) $\sqrt[3]{x^2+1}$ (f) $x(2x-1)^{1/3}$

33 Differentiate

- (a) $1/(x+3)^2$ (b) $\left(\sqrt{x} + \frac{1}{\sqrt{x}}\right)^2$
 (c) $x/\sqrt{x^2-1}$ (d) $(2x+1)^2/(3x^2+1)^3$

8.3.9 Differentiation of circular functions

Taking $f(x) = \sin x$ and using the sum identity (2.26b) gives from the formal definition (8.1)

$$f'(x) = \lim_{\Delta x \rightarrow 0} \frac{\sin(x + \Delta x) - \sin x}{\Delta x} = \lim_{\Delta x \rightarrow 0} \frac{\cos(x + \frac{1}{2}\Delta x) \sin(\frac{1}{2}\Delta x)}{\frac{1}{2}\Delta x}$$

Since, from Section 7.8.1, remembering that x is measured in radians here,

$$\lim_{\Delta x \rightarrow 0} \frac{\sin(\frac{1}{2}\Delta x)}{\frac{1}{2}\Delta x} = 1 \quad \text{and} \quad \lim_{\Delta x \rightarrow 0} \cos(x + \frac{1}{2}\Delta x) = \cos x$$

we have

$$f'(x) = \frac{d}{dx}(\sin x) = \cos x \quad (8.13)$$

Likewise, using the sum identity (2.25d), we have

$$\frac{\cos(x + \Delta x) - \cos x}{\Delta x} = \frac{-\sin(x + \frac{1}{2}\Delta x) \sin(\frac{1}{2}\Delta x)}{\frac{1}{2}\Delta x}$$

from which we deduce using (8.1) that

$$\frac{d}{dx}(\cos x) = -\sin x \quad (8.14)$$



As an exercise check results (8.13) and (8.14) using MATLAB.

Since $\tan x = \sin x/\cos x$, we take $u = \sin x$ and $v = \cos x$, giving

$$\frac{du}{dx} = \cos x \quad \text{and} \quad \frac{dv}{dx} = -\sin x$$

Then, from the quotient rule,

$$\begin{aligned} \frac{d}{dx}(\tan x) &= \frac{(\cos x)(\cos x) - (\sin x)(-\sin x)}{\cos^2 x} \\ &= \frac{\cos^2 x + \sin^2 x}{\cos^2 x} = \frac{1}{\cos^2 x} \end{aligned}$$

That is,

$$\frac{d}{dx}(\tan x) = \sec^2 x \quad (8.15)$$

Since $\sec x = 1/\cos x$, we take $u = 1$ and $v = \cos x$ in the quotient rule to give

$$\frac{d}{dx}(\sec x) = \frac{(\cos x)(0) - (1)(-\sin x)}{\cos^2 x} = \frac{1}{\cos x} \frac{\sin x}{\cos x}$$

That is,

$$\frac{d}{dx}(\sec x) = \sec x \tan x \quad (8.16)$$

Since $\operatorname{cosec} x = 1/\sin x$, following the same procedure as above we obtain

$$\frac{d}{dx}(\operatorname{cosec} x) = -\operatorname{cosec} x \cot x \quad (8.17)$$

Since $\cot x = \cos x/\sin x$, taking $u = \cos x$ and $v = \sin x$ and using the quotient rule gives

$$\frac{d}{dx}(\cot x) = -\operatorname{cosec}^2 x \quad (8.18)$$

Taking $y = \sin^{-1}x$, we have $x = \sin y$, so that

$$\frac{dx}{dy} = \cos y$$

Then, from the inverse-function rule,

$$\frac{dy}{dx} = \frac{1}{\cos y}$$

Using the identity $\cos^2 y = 1 - \sin^2 y$, this simplifies to

$$\frac{d}{dx}(\sin^{-1}x) = \frac{1}{\sqrt{1-x^2}}, \quad |x| < 1 \quad (8.19)$$

(Note that we have taken the positive square root, since from Figure 2.73(b) the derivative must be positive.)

Taking $y = \cos^{-1}x$, we have $x = \cos y$, so that

$$\frac{dy}{dx} = \frac{1}{dx/dy} = -\frac{1}{\sin y}$$

which, using the identity $\sin^2 y = 1 - \cos^2 y$, reduces to

$$\frac{d}{dx}(\cos^{-1}x) = -\frac{1}{\sqrt{1-x^2}}, \quad |x| < 1 \quad (8.20)$$

(Note from Figure 2.74 that the derivative is negative.)

Taking $y = \tan^{-1}x$, we have $x = \tan y$, so that

$$\frac{dy}{dx} = \frac{1}{dx/dy} = \frac{1}{\sec^2 y}$$

Using the identity $1 + \tan^2 y = \sec^2 y$, this reduces to

$$\frac{d}{dx}(\tan^{-1}x) = \frac{1}{1+x^2} \quad (8.21)$$

Summary

$$\frac{d}{dx}(\sin x) = \cos x, \quad \frac{d}{dx}(\cos x) = -\sin x$$

$$\frac{d}{dx}(\tan x) = \sec^2 x, \quad \frac{d}{dx}(\sec x) = \sec x \tan x$$

$$\frac{d}{dx}(\operatorname{cosec} x) = -\operatorname{cosec} x \cot x, \quad \frac{d}{dx}(\cot x) = -\operatorname{cosec}^2 x$$

$$\frac{d}{dx}(\sin^{-1} x) = \frac{1}{\sqrt{1-x^2}}, \quad |x| < 1$$

$$\frac{d}{dx}(\cos^{-1} x) = \frac{-1}{\sqrt{1-x^2}}, \quad |x| < 1$$

$$\frac{d}{dx}(\tan^{-1} x) = \frac{1}{1+x^2}$$

Example 8.17

Find $\frac{dy}{dx}$ when y is given by

(a) $\sin(2x + 3)$ (b) $x^2 \cos x$ (c) $\frac{\sin 2x}{x^2 + 2}$

(d) $\sec 6x$ (e) $x \tan 2x$ (f) $\sin^{-1} 6x$

(g) $x^2 \cos^{-1} x$ (h) $\tan^{-1} \frac{2x}{1+x^2}$

Solution

(a) Introducing the intermediate variable $z = 2x + 3$, we have $y = \sin z$ and $z = 2x + 3$, so by the chain rule

$$\frac{dy}{dx} = \frac{dy}{dz} \frac{dz}{dx} = \cos(2x + 3) \cdot 2 = 2 \cos(2x + 3)$$

Note that this result could have been written using the particular linear case of the composite-function rule given after Example 8.15.

(b) Taking $u = x^2$ and $v = \cos x$ gives

$$\frac{du}{dx} = 2x \quad \text{and} \quad \frac{dv}{dx} = -\sin x$$

so by the product rule

$$\frac{dy}{dx} = -x^2 \sin x + 2x \cos x$$

(c) Taking $u = \sin 2x$ and $v = x^2 + 2$ gives

$$\frac{du}{dx} = 2 \cos 2x \quad \text{and} \quad \frac{dv}{dx} = 2x$$

so by the quotient rule

$$\frac{dy}{dx} = \frac{2(x^2 + 2) \cos 2x - 2x \sin 2x}{(x^2 + 2)^2}$$

(d) Introducing the intermediate variable $z = 6x$ we have

$$y = \sec z \quad \text{and} \quad z = 6x$$

so by the chain rule

$$\frac{dy}{dx} = \frac{dy}{dz} \frac{dz}{dx} = 6 \sec 6x \tan 6x$$

(e) Taking $u = x$ and $v = \tan 2x$ gives

$$\frac{du}{dx} = 1 \quad \text{and} \quad \frac{dv}{dx} = 2 \sec^2 2x$$

where the chain rule, with intermediate variable $z = 2x$, has been used to find $\frac{dv}{dx}$. Then by the product rule

$$\frac{dy}{dx} = 2x \sec^2 2x + \tan 2x$$

(f) Introducing the intermediate variable $z = 6x$ we have $y = \sin^{-1} z$ and $z = 6x$

$$\frac{dy}{dz} = \frac{1}{\sqrt{1-z^2}} \quad \text{and} \quad \frac{dz}{dx} = 6, \quad |z| < 1$$

so by the chain rule

$$\frac{dy}{dx} = \frac{dy}{dz} \frac{dz}{dx} = \frac{6}{\sqrt{1-36x^2}}, \quad |x| < \frac{1}{6}$$

(g) Taking $u = x^2$ and $v = \cos^{-1} x$ gives

$$\frac{du}{dx} = 2x \quad \text{and} \quad \frac{dv}{dx} = -\frac{1}{\sqrt{1-x^2}}$$

so by the product rule

$$\frac{dy}{dx} = -\frac{x^2}{\sqrt{1-x^2}} + 2x \cos^{-1} x$$

(h) Introducing the intermediate variable $z = \frac{2x}{1+x^2}$ we have

$$y = \tan^{-1} z \quad \text{and} \quad z = \frac{2x}{1+x^2}$$

$$\frac{dy}{dz} = \frac{1}{1+z^2} \quad \text{and} \quad \frac{dz}{dx} = \frac{(1+x^2)2 - 2x(2x)}{(1+x^2)^2} = \frac{2(1-x^2)}{(1+x^2)^2}$$

so from the chain rule

$$\begin{aligned}\frac{dy}{dx} &= \frac{dy}{dz} \frac{dz}{dx} = \frac{1}{1 + \left(\frac{2x}{1+x^2}\right)^2} \cdot \frac{2(1-x^2)}{(1+x^2)^2} = \frac{2(1-x^2)}{(1+x^2)^2 + (2x)^2} \\ &= \frac{2(1-x^2)}{x^4 + 6x^2 + 1}\end{aligned}$$

8.3.10 Extended form of the chain rule

Sometimes there are more than two component functions involved in a composite function. For example, consider the composite function

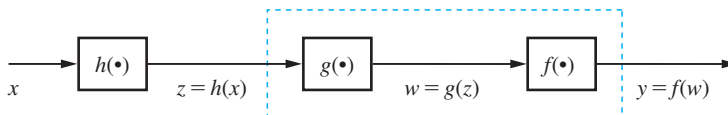
$$y = f(w), \quad w = g(z), \quad z = h(x)$$

which may be represented schematically by the block diagram of Figure 8.23. To obtain the derivative $\frac{dy}{dx}$ we first consider y as a composite function of h and the 'dashed box', giving, on applying the chain rule,

$$\frac{dy}{dx} = \frac{dy}{dz} \frac{dz}{dx}$$

Figure 8.23

Composite function containing three component functions.



Reapplying the chain rule, this time with z as the domain variable, gives

$$\frac{dy}{dz} = \frac{dy}{dw} \frac{dw}{dz}$$

which on back substitution gives

$$\frac{dy}{dx} = \frac{dy}{dw} \frac{dw}{dz} \frac{dz}{dx}$$

as the extended form of the chain rule.

Example 8.18

Find $\frac{dy}{dx}$ when y is given by

(a) $\sin^2(x^2 + 1)$ (b) $\cos^{-1}\sqrt{1-x^2}$

Solution (a) Introducing the intermediate variables $z = x^2 + 1$ and $w = \sin z$, then

$$y = w^2, \quad w = \sin z, \quad z = x^2 + 1$$

$$\frac{dy}{dw} = 2w, \quad \frac{dw}{dz} = \cos z, \quad \frac{dz}{dx} = 2x$$

so by the extended chain rule

$$\frac{dy}{dx} = \frac{dy}{dw} \frac{dw}{dz} \frac{dz}{dx} = (2w)(\cos z)(2x)$$

Since $z = x^2 + 1$ and $w = \sin z = \sin(x^2 + 1)$,

$$\frac{dy}{dx} = 4x \sin(x^2 + 1) \cos(x^2 + 1)$$

(b) Introducing the intermediate variables $z = 1 - x^2$ and $w = \sqrt{z}$, then

$$y = \cos^{-1}w, \quad w = z^{1/2}, \quad z = 1 - x^2$$

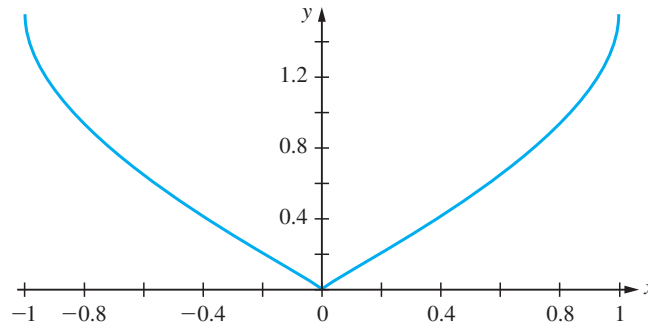
$$\frac{dy}{dw} = -\frac{1}{\sqrt{1-w^2}}, \quad \frac{dw}{dz} = \frac{1}{2}z^{-1/2}, \quad \frac{dz}{dx} = -2x$$

Since $z = 1 - x^2$ and $w = \sqrt{1 - x^2}$ we have, by the extended chain rule,

$$\frac{dy}{dx} = \frac{dy}{dw} \frac{dw}{dz} \frac{dz}{dx} = \left(-\frac{1}{\sqrt{1 - (1 - x^2)}} \right) \left(\frac{1}{2\sqrt{1 - x^2}} \right) (-2x) = \frac{1}{\sqrt{1 - x^2}}$$

Here we have assumed $0 < x < 1$. If $-1 < x < 0$ the derivative is $-1/\sqrt{1 - x^2}$. The function has no derivative at $x = 0$. This is illustrated in Figure 8.24.

Figure 8.24 Graph of $y = \cos^{-1}(1 - x^2)$.



For practice, use MATLAB to check the answers to Examples 8.17 and 8.18. As illustrative examples we consider Examples 8.17(c and h) and Example 8.18(a). For Example 8.17(c) the MATLAB commands

```
syms x y
y = sin(2*x)/(x^2 + 2); dy = simplify(diff(y)); pretty(dy)
```

return the derivative as

$$dy = 2 \frac{2 \cos(2x) + \cos(2x)x^2 - \sin(2x)x}{(2 + x^2)^2}$$

For Example 8.17(h) the MATLAB commands

```
syms x y
y = atan(2*x/(1 + x^2));
dy = simplify(diff(y));
```

return the derivative as

$$dy = -2 \frac{x^2 - 1}{x^4 + 6x^2 + 1}$$

For Example 8.18(a) the MATLAB commands

```
syms x y
y = (sin(x^2 + 1))^2; dy = diff(y); pretty(dy)
```

return the answer

$$4 \sin(x^2 + 1) \cos(x^2 + 1) x$$

8.3.11 Exercises



Check your answers using MATLAB whenever possible.

34 Differentiate with respect to x :

- (a) $\sin(3x - 2)$ (b) $\cos^4 x$
 (c) $\cos^2 3x$ (d) $\sin 2x \cos 3x$
 (e) $x \sin x$ (f) $\sqrt{2 + \cos 2x}$
 (g) $a \cos(x + \theta)$ (h) $\tan 4x$

35 Differentiate with respect to x :

- (a) $\sin^{-1}(x/2)$ (b) $\cos^{-1}(5x)$
 (c) $\sqrt{1 + x^2} \tan^{-1} x$ (d) $\sin^{-1}(x - 1)/2$
 (e) $\tan^{-1} 3x$
 (f) $\sqrt{1 - x^2} \sin^{-1} x$

36 A cone of semi-vertical angle θ is inscribed in a sphere of radius a . Show that the volume of the cone is

$$V = \frac{8}{3} \pi a^3 \sin^2 \theta \cos^4 \theta$$

Hence prove that the cone of maximum volume that can be inscribed in a sphere of given radius is $\frac{8}{27}$ th of the volume of the sphere.

37 Differentiate with respect to x :

- (a) $\cos^3(x^3)$ (b) $\tan^{-1}(\frac{1}{2} \tan \frac{1}{2} x)$
 (c) $\sqrt{1 + \sin^3 x}$ (d) $\cos \sqrt{x}$

8.3.12 Differentiation of exponential and related functions

The formal definition (8.1) gives the derivative of e^x as

$$\begin{aligned} \frac{d}{dx}(e^x) &= \lim_{\Delta x \rightarrow 0} \frac{e^{x+\Delta x} - e^x}{\Delta x} = \lim_{\Delta x \rightarrow 0} \frac{e^x(e^{\Delta x} - 1)}{\Delta x} \\ &= e^x \lim_{\Delta x \rightarrow 0} \frac{1 + \Delta x + (\Delta x)^2/2! + (\Delta x)^3/3! + \dots - 1}{\Delta x} \end{aligned}$$

(using (7.16))

$$= e^x \lim_{\Delta x \rightarrow 0} [1 + \frac{1}{2}\Delta x + \frac{1}{6}(\Delta x)^2 + \dots]$$

so that

$$\frac{d}{dx}(e^x) = e^x \quad (8.22)$$

Thus the exponential function (to base e) has the special property that it is its own derivative. This was described earlier (see Section 2.7.1).

Taking $y = \ln x$, we have $x = e^y$ so that

$$\frac{dx}{dy} = e^y$$

Then, from the inverse-function rule,

$$\frac{dy}{dx} = \frac{1}{e^y} = \frac{1}{x}$$

That is,

$$\frac{d}{dx}(\ln x) = \frac{1}{x}, \quad x > 0 \quad (8.23)$$

Example 8.19

Find $\frac{dy}{dx}$ when y is given by

- (a) x^2e^x (b) $3e^{-2x}$ (c) $\frac{\ln x}{x^2}$
 (d) $\ln(x^2 + 1)$ (e) $e^{-x}(\sin x + \cos x)$

Solution (a) Taking $u = x^2$ and $v = e^x$

$$\frac{du}{dx} = 2x \quad \text{and} \quad \frac{dv}{dx} = e^x$$

Then by the product rule

$$\frac{dy}{dx} = x^2e^x + 2xe^x = x(x + 2)e^x$$

(b) Introducing the intermediate variable $z = -2x$ then

$$y = 3e^z \quad \text{and} \quad z = -2x$$

$$\frac{dy}{dz} = 3e^z \quad \text{and} \quad \frac{dz}{dx} = -2$$

so by the chain rule

$$\frac{dy}{dx} = \frac{dy}{dz} \frac{dz}{dx} = (3e^{-2x})(-2) = -6e^{-2x}$$

(c) Taking $u = \ln x$ and $v = x^2$ gives

$$\frac{du}{dx} = \frac{1}{x} \quad \text{and} \quad \frac{dv}{dx} = 2x \quad (x \neq 0)$$

so by the quotient rule

$$\begin{aligned} \frac{d}{dx} \left(\frac{\ln x}{x^2} \right) &= \frac{(1/x)x^2 - (\ln x)(2x)}{x^4} \\ &= \frac{1 - 2 \ln x}{x^3} \end{aligned}$$

(d) Introducing the intermediate variable $z = x^2 + 1$ then

$$y = \ln z \quad \text{and} \quad z = x^2 + 1$$

$$\frac{dy}{dz} = \frac{1}{z} \quad \text{and} \quad \frac{dz}{dx} = 2x$$

so by the chain rule

$$\frac{dy}{dx} = \frac{dy}{dz} \frac{dz}{dx} = \frac{1}{x^2 + 1} (2x) = \frac{2x}{x^2 + 1}$$

(e) Taking $u = e^{-x}$ and $v = \sin x + \cos x$

$$\frac{du}{dx} = -e^{-x} \quad \text{and} \quad \frac{dv}{dx} = \cos x - \sin x$$

Then by the product rule

$$\begin{aligned} \frac{dy}{dx} &= e^{-x}(\cos x - \sin x) + (\sin x + \cos x)(-e^{-x}) \\ &= -2e^{-x} \sin x \end{aligned}$$

The hyperbolic functions, introduced previously (see Section 2.7.4, are closely related to the exponential function and their derivatives are readily deduced. From their definitions

$$\frac{d}{dx}(\sinh x) = \frac{d}{dx} \left[\frac{e^x - e^{-x}}{2} \right] = \frac{1}{2}(e^x + e^{-x}) = \cosh x \quad (8.24a)$$

$$\frac{d}{dx}(\cosh x) = \frac{d}{dx} \left[\frac{e^x + e^{-x}}{2} \right] = \frac{1}{2}(e^x - e^{-x}) = \sinh x \quad (8.24b)$$

$$\begin{aligned} \frac{d}{dx}(\tanh x) &= \frac{d}{dx} \left[\frac{\sinh x}{\cosh x} \right] = \frac{(\cosh x)(\cosh x) - (\sinh x)(\sinh x)}{\cosh^2 x} \\ &= \frac{1}{\cosh^2 x} = \operatorname{sech}^2 x \quad (8.24c) \end{aligned}$$

$$\frac{d}{dx}(\operatorname{sech} x) = \frac{d}{dx} \left[\frac{1}{\cosh x} \right] = \frac{-\sinh x}{\cosh^2 x} = -\operatorname{sech} x \tanh x \quad (8.24d)$$

$$\frac{d}{dx}(\operatorname{cosech} x) = \frac{d}{dx} \left[\frac{1}{\sinh x} \right] = -\operatorname{cosech} x \coth x \quad (8.24e)$$

$$\frac{d}{dx}(\operatorname{coth} x) = \frac{d}{dx} \left[\frac{\cosh x}{\sinh x} \right] = -\operatorname{cosech}^2 x \quad (8.24f)$$

Following the same procedure as for the inverse circular functions (see Section 8.3.9), the following derivatives of the inverse hyperbolic functions are readily obtained.

$$\frac{d}{dx}(\sinh^{-1} x) = \frac{1}{\sqrt{1+x^2}} \quad (8.25a)$$

$$\frac{d}{dx}(\cosh^{-1} x) = \frac{1}{\sqrt{x^2-1}}, \quad x > 1 \quad (8.25b)$$

$$\frac{d}{dx}(\tanh^{-1} x) = \frac{1}{1-x^2}, \quad |x| < 1 \quad (8.25c)$$

Example 8.20

Find $\frac{dy}{dx}$ when y is given by

(a) $\tanh 2x$ (b) $\cosh^2 x$ (c) $e^{-3x} \sinh 3x$ (d) $\sinh^{-1} \left[\frac{3x}{4} \right]$

Solution (a) Introducing the intermediate variable $z = 2x$ gives

$$y = \tanh z \quad \text{and} \quad z = 2x$$

$$\frac{dy}{dz} = \operatorname{sech}^2 z \quad \text{and} \quad \frac{dz}{dx} = 2$$

so by the chain rule

$$\frac{dy}{dx} = 2 \operatorname{sech}^2(2x)$$

(b) Introducing the intermediate variable $z = \cosh x$ gives

$$y = z^2 \quad \text{and} \quad z = \cosh x$$

$$\frac{dy}{dz} = 2z \quad \text{and} \quad \frac{dz}{dx} = \sinh x$$

so by the chain rule

$$\frac{dy}{dx} = 2 \cosh x \sinh x = \sinh 2x$$

(c) Taking $u = e^{-3x}$ and $v = \sinh 3x$

gives using the chain rule

$$\frac{du}{dx} = -3e^{-3x} \quad \text{and} \quad \frac{dv}{dx} = 3 \cosh 3x$$

so by the product rule

$$\begin{aligned} \frac{dy}{dx} &= (e^{-3x})(3 \cosh 3x) + (\sinh 3x)(-3e^{-3x}) = 3e^{-3x}(\cosh 3x - \sinh 3x) \\ &= 3e^{-3x}(e^{-3x}) = 3e^{-6x} \end{aligned}$$

(d) Introducing the intermediate variable $z = \frac{3}{4}x$ gives

$$y = \sinh^{-1}z \quad \text{and} \quad z = \frac{3}{4}x$$

$$\frac{dy}{dz} = \frac{1}{\sqrt{1+z^2}} \quad \text{and} \quad \frac{dz}{dx} = \frac{3}{4}$$

so by the chain rule

$$\frac{dy}{dx} = \frac{3}{4} \cdot \frac{1}{\sqrt{1+\frac{9}{16}x^2}} = \frac{3}{\sqrt{16+9x^2}}$$



For practice, use MATLAB to check the answers to Examples 8.19 and 8.20. As illustrative examples we consider Examples 8.19(a) and 8.20(c). For Example 8.19(a) the MATLAB commands

```
syms x y
y = (x^2)*exp(x); dy = simplify(diff(y));
```

return the derivative as

$$dy = x \exp(x) (2 + x)$$

For Example 8.20(c) the commands

```
syms x y
y = exp(-3*x)*sinh(3*x);
dy = simplify(diff(y));
```

return the derivative as

$$dy = -3 \exp(-3x) \sinh 3x + 3 \exp(3x) \cosh 3x$$

8.3.13 Exercises



Check your answers using MATLAB whenever possible.

38 Differentiate with respect to x :

- (a) e^{2x} (b) $e^{-x/2}$
 (c) $\exp(x^2 + x)$ (d) x^2e^{5x}
 (e) $(3x + 2)e^{-x}$ (f) $e^x/(1 + e^x)$
 (g) $\sqrt{1 + e^x}$ (h) e^{ax+b}

39 Differentiate with respect to x :

- (a) $\ln(2x + 3)$ (b) $\ln(x^2 + 2x + 3)$
 (c) $\ln[(x - 2)/(x - 3)]$ (d) $\frac{1}{x} \ln x$
 (e) $\ln[(2x + 1)/(1 - 3x)]$ (f) $\ln[(x + 1)x]$

40 Differentiate with respect to x :

- (a) $\sinh 3x$ (b) $\tanh 4x$ (c) $x^3 \cosh 2x$
 (d) $\ln(\cosh \frac{1}{2}x)$ (e) $\cos x \cosh x$ (f) $1/\cosh x$

41 Differentiate with respect to x :

- (a) $\sinh^{-1}2x$ (b) $\cosh^{-1}(2x^2 - 1)$
 (c) $\tanh^{-1}(1/x)$ (d) $\sqrt{1 + x^2} \sinh^{-1}x$
 (e) $\sqrt{4 - x^2} - 2 \cosh^{-1}(2/x)$
 (f) $\tanh^{-1}x/(1 + x^2)$

42 Draw a careful sketch of $y = e^{-ax} \sin \omega x$ where a and ω are positive constants. What is the ratio of the heights of successive maxima of the function?

43 The line AB joins the points $A(a, 0)$, $B(0, b)$ on the x and y axes respectively and passes through the point $(8, 27)$. Find the positions of A and B which minimize the length of AB.

44 Sketch the curve $y = e^{-x^2}$. Find the rectangle inscribed under the curve having one edge on the x axis, which has maximum area.

45 Show that $y = 9e^{-9t}/(10 - e^{-9t})$ satisfies the differential equation

$$\frac{dy}{dt} = -y(9 + y)$$

46 A sky diver's downward velocity $v(t)$ is given by

$$v(t) = u(1 - e^{-\alpha t})/(1 + e^{-\alpha t})$$

Where u and α are constants. What is the terminal velocity achieved? When does the sky diver achieve half that velocity and what is the acceleration then?

8.3.14 Parametric and implicit differentiation

The chain rule is used with the inverse-function rule to evaluate derivatives when a function is specified **parametrically**.

Rule 7 (parametric differentiation)

In general, if a function is defined by $y = f(x)$, where $x = g(t)$ and $y = h(t)$ and t is a parameter, then

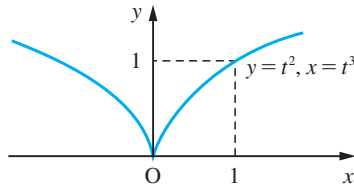
$$\frac{dy}{dx} = \frac{dy}{dt} \bigg/ \frac{dx}{dt} \quad \text{or} \quad \frac{dy}{dx} = \frac{dy}{dt} \frac{dt}{dx} \quad (8.26)$$

Example 8.21

The function $y = f(x)$ is defined by $x = t^3$, $y = t^2$ ($t \in \mathbb{R}$). Find dy/dx .

Figure 8.25

The graph of
 $\{(x, y): y = t^2, x = t^3,$
 $-\infty < t < \infty\}$.



Solution The graph of $f(x)$ is shown in Figure 8.25. There are many ways in which dy/dx may be evaluated. The simplest uses the result (8.26). In this case

$$\frac{dy}{dt} = 2t \quad \text{and} \quad \frac{dx}{dt} = 3t^2$$

so that

$$\frac{dy}{dx} = \frac{dy}{dt} \bigg/ \frac{dx}{dt} = \frac{2}{3t} \quad (t \neq 0)$$

This gives the result in terms of t . In terms of x , it may be written as

$$\frac{dy}{dx} = \frac{2}{3}x^{-1/3} \quad (x \neq 0)$$

In terms of x and y , we have

$$\frac{dy}{dx} = \frac{2y}{3x} \quad (x \neq 0)$$

Note from Figure 8.25 that the graph does not have a well-defined tangent at $x = 0$, so the derivative does not exist at this point; that is, the function is not differentiable at $x = 0$.

We can also obtain these results directly. Eliminating t between the defining equations for x and y , we have

$$y = x^{2/3}$$

Differentiating with respect to x gives

$$\frac{dy}{dx} = \frac{2}{3}x^{-1/3}$$

The chain rule may also be used to differentiate functions expressed in an implicit form (see Section 2.8.2). For example, the function of Example 8.21 may be expressed implicitly, by eliminating t , as

$$y^3 = x^2$$

To obtain the derivative dy/dx , we use the method known as **implicit differentiation**. In this method we treat y as an unknown function of x and differentiate both sides term by term with respect to x . This gives

$$\frac{d}{dx}(y^3) = \frac{d}{dx}(x^2)$$

Now y^3 is a composite function of x , with y being the intermediate variable, so the chain rule gives

$$\frac{d}{dx}(y^3) = \frac{d}{dy}(y^3) \frac{dy}{dx} = 3y^2 \frac{dy}{dx}$$

Then, substituting back, we have

$$3y^2 \frac{dy}{dx} = 2x$$

giving

$$\frac{dy}{dx} = \frac{2x}{3y^2} = \frac{2y}{3x} \quad (\text{on substituting for } y^3)$$



Parametric differentiation is achieved using the MATLAB commands

```
syms x y t
x = x(t); y = y(t); dx = diff(x, t); dy = diff(y, t);
dydx = dy/dx
```

Example 8.22

Find $\frac{dy}{dx}$ when $x^2 + y^2 + xy = 1$.

Solution Differentiating both sides, term by term, gives

$$\frac{d}{dx}(x^2) + \frac{d}{dx}(y^2) + \frac{d}{dx}(xy) = \frac{d}{dx}(1)$$

Recognizing that y is a function of x and taking care over the product term xy , the chain rule gives

$$2x + \frac{d}{dy}(y^2) \frac{dy}{dx} + x \frac{dy}{dx} + y = 0$$

$$2x + 2y \frac{dy}{dx} + x \frac{dy}{dx} + y = 0$$

leading to

$$\frac{dy}{dx} = -\frac{(2x + y)}{(x + 2y)}$$

Implicit differentiation is useful in calculating the slopes of tangents and normals to curves specified implicitly, such as in Example 8.22. Having obtained the slope of the tangent at the point (x, y) as $\frac{dy}{dx}$, the slope of the normal to the curve at the corresponding point is $-1/(\text{slope of tangent})$ as inferred from Figure 8.5.

Example 8.23

Find the equations of the tangent and normal to the curve having equation $x^2 + y^2 - 3xy + 4 = 0$ at the point (2, 4).

Solution Differentiating the equation implicitly with respect to x

$$2x + 2y \frac{dy}{dx} - 3x \frac{dy}{dx} - 3y = 0$$

gives

$$\frac{dy}{dx} = \frac{3y - 2x}{2y - 3x}$$

This represents the slope of the tangent at the point (x, y) on the curve. Thus the slope of the tangent at the point (2, 4) is

$$\left[\frac{dy}{dx} \right]_{(2,4)} = \frac{12 - 4}{8 - 6} = 4$$

Remembering from equation (1.14) that the equation of a line passing through a point (x, y) and having slope m is $y - y_1 = m(x - x_1)$, we have that the equation of the tangent to the graph at (2, 4) is

$$(y - 4) = 4(x - 2) \quad \text{or} \quad y = 4x - 4$$

The slope of the normal at (2, 4) is $-\frac{1}{4}$, so it has equation

$$y - 4 = -\frac{1}{4}(x - 2) \quad \text{or} \quad 4y = 18 - x$$

Example 8.24

Find the slope of the tangents to the circle

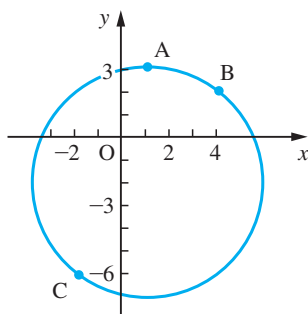
$$x^2 + y^2 - 2x + 4y - 20 = 0$$

at the points A(1, 3), B(4, 2) and C(-2, -6).

Solution The circle defined by the equation is shown in Figure 8.26, together with the three points A, B and C. Clearly this equation does not define a function in general, but near specific points we can restrict it so that it behaves locally like a function. To compute the slopes of the tangents, we differentiate the equation defining the curve with respect

Figure 8.26

Graph of the circle $x^2 + y^2 - 2x + 4y - 20 = 0$.



to x implicitly, and then we insert the x and y coordinates of the points. Thus in this example we have

$$2x + 2y \frac{dy}{dx} - 2 + 4 \frac{dy}{dx} = 0$$

giving

$$\frac{dy}{dx} = \frac{1-x}{2+y} \quad (y \neq -2)$$

Then at A the slope is zero, at B the slope is $-\frac{3}{4}$, and at C the slope is $-\frac{3}{4}$. Note that dy/dx is not defined at $y = -2$. There are two corresponding points: $(-4, -2)$ and $(6, -2)$. At these points the curve has a vertical tangent.

The implicit differentiation rule can be used in a double way to obtain derivatives of functions of the form $f(x)^{g(x)}$, as illustrated in Example 8.25.

Example 8.25

Find the derivative of the function

$$f(x) = (\sin x)^x \quad (x \in (0, \pi))$$

Solution

The simplest way of dealing with this is first to take logarithms. Thus $y = (\sin x)^x$ gives

$$\ln y = x \ln \sin x$$

Then differentiating implicitly with respect to x , remembering that y is a function of x , gives

$$\frac{1}{y} \frac{dy}{dx} = \ln \sin x + x \frac{\cos x}{\sin x} = \ln \sin x + x \cot x$$

and so

$$\frac{dy}{dx} = (\ln \sin x + x \cot x)(\sin x)^x$$

Sometimes the technique used in Example 8.25 is described as **logarithmic differentiation**. It is useful for differentiating complicated functions.

Example 8.26

Differentiate with respect to x

$$y = \frac{(x-2)^3(x+3)^9}{\sqrt{(x^2+1)}}$$

Solution

To simplify the process, we first take logarithms

$$\ln y = 3 \ln(x-2) + 9 \ln(x+3) - \frac{1}{2} \ln(x^2+1)$$

Then differentiating with respect to x gives

$$\begin{aligned}\frac{1}{y} \frac{dy}{dx} &= \frac{3}{x-2} + \frac{9}{x+3} - \frac{1}{2} \frac{2x}{x^2+1} \\ &= \frac{3(x+3)(x^2+1) + 9(x-2)(x^2+1) - x(x-2)(x+3)}{(x-2)(x+3)(x^2+1)} \\ &= \frac{11x^3 - 10x^2 + 18x - 9}{(x-2)(x+3)(x^2+1)}\end{aligned}$$

Hence

$$\frac{dy}{dx} = (11x^3 - 10x^2 + 18x - 9)(x-2)^2(x+3)^8/(x^2+1)^{3/2}$$

8.3.15 Exercises



Check your answers using MATLAB whenever possible.

- 47 The equations $x = t \sin t$, $y = t \cos t$ are the parametric equations for a spiral. Find $\frac{dy}{dx}$ in terms of t .

- 48 A curve is defined parametrically by the equations

$$x = 2 \cos \theta + \cos 2\theta$$

$$y = 2 \sin \theta - \sin 2\theta$$

Draw a sketch of the curve for $0 \leq \theta \leq 2\pi$. Find the equation of the tangent to the curve at the point where $\theta = \pi/4$.

- 49 Find $\frac{dy}{dx}$ when

(a) $x^2 + y^2 + 4x - 2y = 20$

(b) $xy = 2e^{x+y-3}$

- 50 Find the equations of the tangent and normal to the curve having equation

$$y^2 - 2y - 4x + 1 = 0$$

at the point $(1, 3)$.

- 51 Find the equation of the tangent, at the point $(0, 4)$, to the curve defined by

$$y^3x + y + 7x^4 = 4$$

- 52 Find the value of $\frac{dy}{dx}$ at the point $(1, -1)$ on the curve given by the equation

$$x^3 - y^3 - xy - x = 0$$

- 53 Differentiate with respect to x :

(a) 10^x (b) 2^{-x} (c) $\frac{(x-1)^{7/2}(x+1)^{1/2}}{x^2+2}$

- 54 Use logarithmic differentiation to prove that

$$\begin{aligned}\frac{d}{dx} (y_1 y_2 \dots y_n) \\ = \sum_{k=1}^n (y_1 y_2 \dots y_{k-1} y_{k+1} \dots y_n) y'_k\end{aligned}$$

Hence differentiate $x^3 e^{-2x} \sin \pi x$.

- 55 The equation of a curve is

$$xy^3 - 2x^2y^2 + x^4 - 1 = 0$$

Show that the tangent to the curve at the point $(1, 2)$ has a slope of unity. Hence write down the equation of the tangent to the curve at this point. What are the coordinates of the points at which this tangent crosses the coordinate axes?

- 56 A **cycloid** is a curve traced out by a point p on the rim of a wheel as it rolls along the ground. Using



the coordinate system shown in Figure 8.27, show that the curve has the parametric representation

$$x = a(\theta - \sin \theta), \quad y = a(1 - \cos \theta)$$

where θ is the angle through which the wheel has turned.

Draw a sketch of the curve.

Find the gradient of the curve at a general point (x, y) .

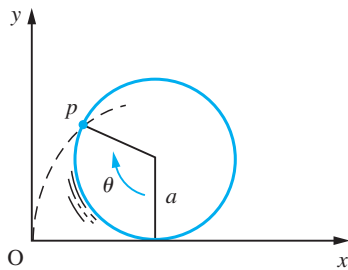


Figure 8.27

If the wheel rotates at a constant speed, with $\theta = \omega t$, where ω is constant and t is the time, show that the speed V of the point on the rim is given by

$$V(t) = 2a\omega \left| \sin \frac{1}{2} \omega t \right|$$

- 57 Find the slope of the tangent to the lemniscate

$$(x^2 + y^2)^2 = a^2(x^2 - y^2)$$

at the point (x, y) . (See Review exercises 2.12, Question 19.)

- 58 Use logarithmic differentiation to differentiate

(a) $(\ln x)^x$ (b) $x^{\ln x}$

(c) $(1 - x^2)^{1/2}(2x^2 + 3)^{-4/3}$

- 59 Using logarithmic differentiation, find the derivatives of

(a) $x^3 e^{-2x} \ln x$ (b) $\frac{1}{x} e^x \sin 2x$

8.4 Higher derivatives

The derivative df/dx of function $f(x)$ is itself a function and may be differentiable. The derivative of a derivative is called the **second derivative**, and is written as

$$\frac{d^2f}{dx^2} \quad \text{or} \quad f''(x) \quad \text{or} \quad f^{(2)}(x)$$

This may in turn be differentiated, yielding **third derivatives** and so on. In general, the **n th derivative** is written as

$$\frac{d^n f}{dx^n} \quad \text{or} \quad f^{(n)}(x)$$

8.4.1 The second derivative

In mechanics the second derivative of the displacement of an object with respect to time is its acceleration and this is used in the mathematical modelling of problems in mechanics using the law

$$\text{mass} \times \text{acceleration} = \text{applied force}$$

Example 8.27

Find the second derivative of the functions given by

(a) $y = 3x^4 - 2x^2 + x - 1$ (b) $y = x/(x^2 + 1)$

(c) $y = e^{-x} \sin 2x$ (d) $y = \frac{\ln x}{x}$

Solution (a) Differentiating once gives

$$\frac{dy}{dx} = 12x^3 - 4x + 1$$

and differentiating a second time gives

$$\frac{d^2y}{dx^2} = 36x^2 - 4$$

(b) This simply requires two differentiations, as above,

$$\frac{dy}{dx} = \frac{1(x^2 + 1) - 2x(x)}{(x^2 + 1)^2} = \frac{1 - x^2}{(x^2 + 1)^2}$$

$$\begin{aligned} \text{Then } \frac{d^2y}{dx^2} &= \frac{(-2x)(x^2 + 1)^2 - 2(2x)(x^2 + 1)(1 - x^2)}{(x^2 + 1)^4} \\ &= \frac{(-2x)(x^2 + 1) - 4x(1 - x^2)}{(x^2 + 1)^3} = \frac{2x(x^2 - 3)}{(x^2 + 1)^3} \end{aligned}$$

(c) This simply requires two differentiations. Applying the product rule, we have

$$\frac{dy}{dx} = (e^{-x})(2 \cos 2x) + (\sin 2x)(-e^{-x}) = e^{-x}(2 \cos 2x - \sin 2x)$$

Applying the rule again we have

$$\begin{aligned} \frac{d^2y}{dx^2} &= (e^{-x})(-4 \sin 2x - 2 \cos 2x) + (2 \cos 2x - \sin 2x)(-e^{-x}) \\ &= -e^{-x}(3 \sin 2x + 4 \cos 2x) \end{aligned}$$

(d) Again this simply requires two differentiations. Applying the quotient rule, we have

$$\frac{dy}{dx} = \frac{(1/x)x - \ln x}{x^2} = \frac{1 - \ln x}{x^2}$$

Applying the rule again, we obtain

$$\frac{d^2y}{dx^2} = \frac{-(1/x)x^2 - (1 - \ln x)(2x)}{x^4} = \frac{2 \ln x - 3}{x^3} \quad (x \neq 0)$$



The second derivative is obtained using the command

$$d2y = \text{diff}(y, 2)$$

and the third derivative by the command

$$d3y = \text{diff}(y, 3)$$

and so on for higher derivatives.

Considering Example 8.27(c) the commands

```
syms x y
y = exp(-x)*sin(2*x);
d2y = simplify(diff(y,2));
```

return the second derivative as

$$d2y = -\exp(-x) (3\sin(2x) + 4\cos(2x))$$

Example 8.28

Show that

$$y = e^{-t}(A \cos t + B \sin t) + 2 \sin 2t - \cos 2t$$

satisfies the equation

$$\frac{d^2y}{dt^2} + 2\frac{dy}{dt} + 2y = 10 \cos 2t$$

Solution Differentiating y twice with respect to t gives

$$\frac{dy}{dt} = e^{-t}[(A - B) \cos t + (A + B) \sin t] + 4 \cos 2t + 2 \sin 2t$$

$$\frac{d^2y}{dt^2} = e^{-t}[-2B \cos t + 2A \sin t] - 8 \sin 2t + 4 \cos 2t$$

Thus

$$\frac{d^2y}{dt^2} + 2\frac{dy}{dt} + 2y = 10 \cos 2t$$

When determining the second derivative using parametric or implicit differentiation care must be taken to ensure correct use of the chain rule. The approach is illustrated in Example 8.29.

Example 8.29

Find $\frac{d^2y}{dx^2}$ when y is given by

$$(a) y = t^2, x = t^3 \quad (b) x^2 + y^2 - 2x + 4y - 20 = 0$$

Solution (a) Here $y = t^2$ and $x = t^3$ gives, as in Example 8.21,

$$\frac{dy}{dx} = \frac{2}{3} \frac{1}{t} \quad (t \neq 0)$$

Differentiating again, using the chain rule, gives

$$\begin{aligned}\frac{d^2y}{dx^2} &= \frac{d}{dx} \left(\frac{dy}{dx} \right) = \frac{d}{dt} \left(\frac{dy}{dx} \right) \frac{dt}{dx} \quad (\text{this is an important step}) \\ &= \frac{d}{dt} \left(\frac{dy}{dx} \right) \bigg/ \frac{dx}{dt} \\ &= \frac{\frac{2}{3}(-1/t^2)}{3t^2} = -\frac{2}{9} \frac{1}{t^4}\end{aligned}$$

(b) Here x and y are related by the equation

$$x^2 + y^2 - 2x + 4y - 20 = 0$$

so that as in Example 8.24

$$2x + 2y \frac{dy}{dx} - 2 + 4 \frac{dy}{dx} = 0$$

and

$$(y + 2) \frac{dy}{dx} + x - 1 = 0$$

Differentiating a second time gives

$$\left(\frac{dy}{dx} \right) \frac{dy}{dx} + (y + 2) \frac{d^2y}{dx^2} + 1 = 0$$

using the product rule and remembering that

$$\frac{d}{dx} \left(\frac{dy}{dx} \right) = \frac{d^2y}{dx^2}$$

After rearrangement, we have

$$\frac{d^2y}{dx^2} = -\frac{1 + (dy/dx)^2}{y + 2} \quad (y \neq -2)$$

and substituting

$$\frac{dy}{dx} = \frac{1 - x}{2 + y}$$

into the right-hand side gives eventually

$$\frac{d^2y}{dx^2} = -\frac{x^2 + y^2 - 2x + 4y + 5}{(2 + y)^3}$$

This may be further simplified, using the original equation, to give

$$\frac{d^2y}{dx^2} = -\frac{25}{(2 + y)^3} \quad (y \neq -2)$$

Further results for higher derivatives are developed in Exercises 8.4.2. These are on the whole straightforward extensions of previous work. One result that sometimes causes blunders is the extension of the inverse-function rule to higher derivatives.

We know that

$$\frac{dx}{dy} = 1 / \frac{dy}{dx}$$

To find the second derivative of x with respect to y needs a little care:

$$\begin{aligned} \frac{d^2x}{dy^2} &= \frac{d}{dy} \left(\frac{dx}{dy} \right) = \frac{d}{dy} \left[\left(\frac{dy}{dx} \right)^{-1} \right] \\ &= \frac{d}{dx} \left[\left(\frac{dy}{dx} \right)^{-1} \right] \frac{dx}{dy} \quad (\text{using the chain rule}) \\ &= \left[-\frac{d}{dx} \left(\frac{dy}{dx} \right) / \left(\frac{dy}{dx} \right)^2 \right] \left(1 / \frac{dy}{dx} \right) \end{aligned}$$

Thus

$$\frac{d^2x}{dy^2} = -\frac{d^2y}{dx^2} / \left(\frac{dy}{dx} \right)^3$$

8.4.2 Exercises



Check your answers using MATLAB.

60 Find $\frac{d^2y}{dx^2}$ when y is given by

(a) $x^3\sqrt{1+x^2}$

(b) $\ln(x^2+x+1)$

(c) $y^3x + y + 7x^4 = 4$

(d) $x^3 - y^3 - xy - x = 0$

61 Find $\frac{d^2y}{dx^2}$ when x and y are given by

(a) $x = t \sin t$ and $y = t \cos t$

(b) $x = 2 \cos t + \cos 2t$ and $y = 2 \sin t - \sin 2t$

62 If $y = 3e^{2x} \cos(2x - 3)$, verify that

$$\frac{d^2y}{dx^2} - 4\frac{dy}{dx} + 8y = 0$$

63 If $y = (\sin^{-1}x)^2$, prove that

$$(1-x^2) \left(\frac{dy}{dx} \right)^2 = 4y$$

and deduce that

$$(1-x^2) \frac{d^2y}{dx^2} - x \frac{dy}{dx} - 2 = 0$$

64 (a) If $y = x^2 + 1/x^2$, find dy/dx and d^2y/dx^2 . Hence show that

$$x^2 \frac{d^2y}{dx^2} + 4x \frac{dy}{dx} + 2y = 12x^2$$

(b) If $x = \tan t$ and $y = \cot t$, show that

$$\frac{d^2y}{dx^2} + 2y \frac{dy}{dx} = 0$$

65 If $x = a(\theta - \sin \theta)$ and $y = a(1 - \cos \theta)$, find dy/dx and d^2y/dx^2 .

- 66 Find dy/dx in terms of t for the curve with parametric representation

$$x = \frac{1-t}{1+2t} \quad y = \frac{1-2t}{1+t}$$

Show that

$$\frac{d^2y}{dx^2} = -\frac{2}{3} \left(\frac{1+2t}{1+t} \right)^3$$

and find a similar expression for d^2x/dy^2 .

- 67 Confirm that the point $(1, 1)$ lies on the curve with equation $x^3 - y^2 + xy - x^2 = 0$ and find the values of dy/dx and d^2y/dx^2 at that point.

- 68 Find $f^{(4)}(x)$ and $f^{(n)}(x)$ for the following functions $f(x)$:

(a) e^{3x} (b) $\ln(x+2)$

(c) $\frac{1}{1-x^2}$

- 69 Find the fourth derivative of $f(x) = \sin(ax+b)$ and verify that $f^{(n)}(x) = a^n \sin(ax+b + \frac{1}{2}n\pi)$.

- 70 Prove that

$$\frac{d^n}{dx^n} (e^{ax} \sin bx) = (a^2 + b^2)^{n/2} e^{ax} \sin(bx + n\theta)$$

where $\cos \theta = a/\sqrt{a^2 + b^2}$, $\sin \theta = b/\sqrt{a^2 + b^2}$.

- 71 If $y = u(x)v(x)$, prove that

(a) $y^{(2)}(x) = u^{(2)}(x)v(x) + 2u^{(1)}(x)v^{(1)}(x) + u(x)v^{(2)}(x)$

(b) $y^{(3)}(x) = u^{(3)}(x)v(x) + 3u^{(2)}(x)v^{(1)}(x) + 3u^{(1)}(x)v^{(2)}(x) + u(x)v^{(3)}(x)$

Hence prove **Leibniz's theorem** for the n th derivative of a product:

$$y^{(n)}(x) = u^{(n)}(x)v(x) + \binom{n}{1} u^{(n-1)}(x)v^{(1)}(x)$$

$$+ \binom{n}{2} u^{(n-2)}(x)v^{(2)}(x) + \dots + u(x)v^{(n)}(x)$$

- 72 Use Leibniz's theorem (Question 71) to find the following:

(a) $\frac{d^5}{dx^5} (x^2 \sin x)$ (put $u = \sin x$, $v = x^2$)

(b) $\frac{d^4}{dx^4} (xe^{-x})$ (c) $\frac{d^3}{dx^3} [x^2(3x+1)^2]$

8.4.3 Curvature of plane curves

The second derivative d^2f/dx^2 represents the rate of change of df/dx as x increases; geometrically, this gives us information as to how the slope of the tangent to the graph of $y = f(x)$ is changing with increasing x .

- If $d^2f/dx^2 > 0$ then df/dx is increasing as x increases, and the tangent rotates in an anticlockwise direction as we move along the horizontal axis, as illustrated in Figure 8.28(a).
- If $d^2f/dx^2 < 0$ then df/dx is decreasing as x increases, and the tangent rotates in a clockwise direction as we move along the horizontal axis, as illustrated in Figure 8.28(b).

Also note that when $d^2f/dx^2 > 0$, the graph of $y = f(x)$ is 'concave up', and when $d^2f/dx^2 < 0$ the graph is 'concave down'. Thus the sign of d^2f/dx^2 relates to the concavity of the graph; we shall use this information in Section 8.5.1 to define a point of inflection.

The **curvature** κ of a plane curve, having equation $y = f(x)$, at any point is the rate at which the curve is bending or curving away from the tangent at that point. In other words, the curvature measures the rate at which the tangent to the curve changes as it moves along the curve. This implies that it will depend on d^2f/dx^2 in some way.

Take two points P and Q on the curve $y = f(x)$ and a distance Δs apart *measured along the curve*. Then, with the notation of Figure 8.29(a), the average curvature of the

Figure 8.28
Rates of change of $\frac{dy}{dx}$ as x increases.

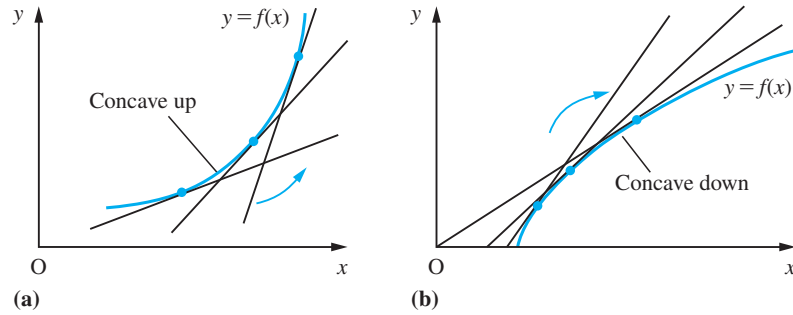
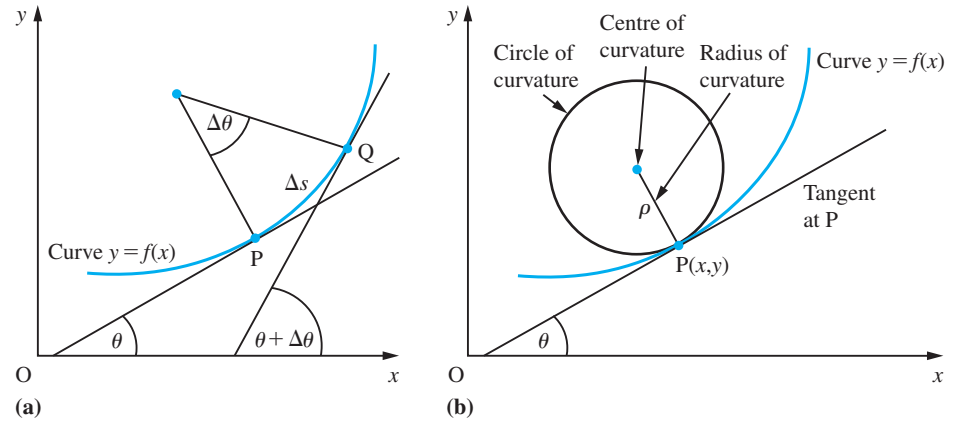


Figure 8.29
Curvature and radius of curvature.



curve PQ is $\Delta\theta/\Delta s$. We then define the curvature κ of the curve at the point P to be the absolute value of the average curvature as Q approaches P . That is,

$$\kappa = \left| \lim_{\Delta s \rightarrow 0} \frac{\Delta\theta}{\Delta s} \right| = \left| \frac{d\theta}{ds} \right| \quad (8.27)$$

If we now construct a circle, as shown in Figure 8.29(b), so that it

- has the same tangent at P as $y = f(x)$,
- lies on the same side of the tangent as $y = f(x)$ and
- has the same curvature κ as $y = f(x)$ at P

then this is called the **circle of curvature** at P . Its radius ρ is called the **radius of curvature** at P and is given by

$$\rho = \text{radius of curvature} = \frac{1}{\kappa}$$

The centre of the circle is called the **centre of curvature** at P . Clearly the curvature is zero when the radius of curvature is infinite.

In order to obtain the curvature of a curve given by an equation of the form $y = f(x)$, we must obtain a more usable formula than (8.27). Since

$$\tan \theta = \text{slope of the tangent at } P = \frac{dy}{dx}$$

differentiating with respect to s , using the chain rule, gives

$$\sec^2\theta \frac{d\theta}{ds} = \frac{d^2y}{dx^2} \frac{dx}{ds}$$

so that

$$\frac{d\theta}{ds} = \frac{d^2y/dx^2}{[1 + (dy/dx)^2]} \frac{dx}{ds} \quad (8.28)$$

using the trigonometric identity $1 + \tan^2\theta = \sec^2\theta$.

We shall see in Section 8.9.6 that

$$\frac{ds}{dx} = \sqrt{1 + \left(\frac{dy}{dx}\right)^2}$$

so, from the inverse-function rule,

$$\frac{dx}{ds} = \frac{1}{ds/dx} = \frac{1}{\sqrt{1 + (dy/dx)^2}}$$

which on substituting into (8.28) gives the formula

$$\kappa = \left| \frac{d\theta}{ds} \right| = \frac{|d^2y/dx^2|}{[1 + (dy/dx)^2]^{3/2}} \quad (8.29)$$

If we denote the coordinates of the centre of curvature by (X, Y) then it follows from Figure 8.29(b) that

$$X = x - \rho \sin\theta, \quad Y = y + \rho \cos\theta$$

Since $\tan\theta = dy/dx$, it follows that

$$\sin\theta = \frac{dy/dx}{\sqrt{1 + (dy/dx)^2}}, \quad \cos\theta = \frac{1}{\sqrt{1 + (dy/dx)^2}}$$

Using these results together with $\rho = 1/\kappa$, with κ from (8.29), gives the coordinates of the centre of curvature as

$$X = x - \frac{dy}{dx} \left[1 + \left(\frac{dy}{dx}\right)^2 \right] / \frac{d^2y}{dx^2}, \quad Y = y + \left[1 + \left(\frac{dy}{dx}\right)^2 \right] / \frac{d^2y}{dx^2} \quad (8.30)$$

Although these results have been deduced for the curve of Figure 8.29(b), which at the point $P(x, y)$ has positive slope ($dy/dx > 0$) and is concave upwards ($d^2y/dx^2 > 0$), it can be shown that they are valid in all cases.

It is left as an exercise for the reader to show that if the curve $y = f(x)$ is given in parametric form

$$x = g(t), \quad y = h(t)$$

then the curvature κ is given by

$$\kappa = \left| \frac{dg}{dt} \frac{d^2h}{dt^2} - \frac{d^2g}{dt^2} \frac{dh}{dt} \right| / \left[\left(\frac{dg}{dt}\right)^2 + \left(\frac{dh}{dt}\right)^2 \right]^{3/2} \quad (8.31)$$

8.4.4 Exercises

- 73 Find the radius of curvature at the point $(2, 8)$ on the curve $y = x^3$.
- 74 Show that the radius of curvature at the origin to the curve $x^3 + y^3 + 2x^2 - 4y + 3x = 0$ is $\frac{125}{64}$.
- 75 Find the radius of curvature and the coordinates of the centre of curvature of the curve $y = (11 - 4x)/(3 - x)$ at the point $(2, 3)$.
- 76 Find the radius of curvature at the point where $\theta = \frac{1}{3}\pi$ on the curve defined parametrically by $x = 2 \cos \theta, y = \sin \theta$
- 77 Find the radius of curvature at (x, y) of the curve $y = \tanh^{-1} x \quad (|x| < 1)$
- 78 Find the radius of curvature at $(1, 1)$ of the curve defined by $x = t^3, y = t^2 \quad (t \in R)$

8.5 Applications to optimization problems

In many industrial situations the role of management is to make decisions that will lead to the most effective use of the resources available. These decisions seldom affect the whole operation in one sweeping decision, but are usually a chain of small decisions: organizing stock control, designing a product, pricing it, servicing equipment and so on. Effective management seeks to optimize the constituent parts of the whole operation. A wide variety of mathematical techniques are used to solve such optimization problems. Here, and later in Section 9.4.9, we consider methods based on the methods and concepts of calculus.

8.5.1 Optimal values

The basic idea is that the **optimal value** of a differentiable function $f(x)$ (that is, its **maximum** or **minimum value**) generally occurs where its derivative is zero; that is, where

$$f'(x) = 0$$

As can be seen from Figure 8.30, this is a necessary condition, since at a maximum or minimum value of the function its graph has a horizontal tangent. Figure 8.30 does, however, show that these extremal values are generally only local maximum or

Figure 8.30
Maximum and minimum values.

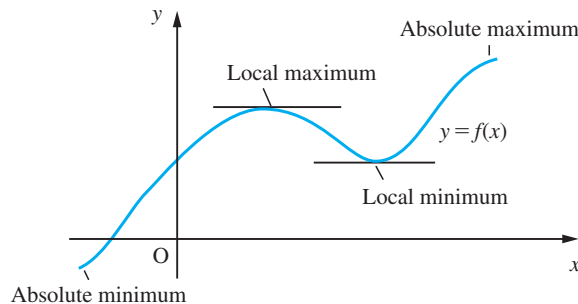
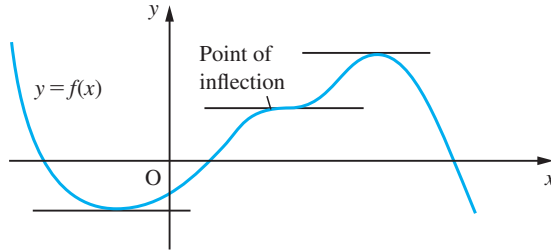


Figure 8.31
Graph with horizontal tangents.



minimum values, corresponding to turning points on the graph, so some care must be exercised in using the horizontal tangent as a test for an optimal value. In seeking the extremal values of a function it is also necessary to check the end points (if any) of the domain of the function.

Figure 8.31 gives another illustration of why care must be exercised: at some **points of inflection** – that is, points where the graph crosses its own tangent – the tangent may be horizontal.

A third reason for caution is that a function may have an optimal value at a point where its derivative does not exist. A simple example of this is given by $f(x) = x^{2/3}$, whose graph is shown in Figure 8.32.

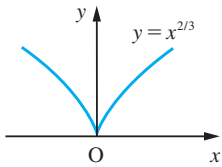
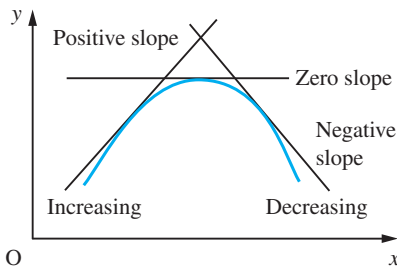


Figure 8.32
Graph of $f(x) = x^{2/3}$,
with minimum at
 $x = 0$.

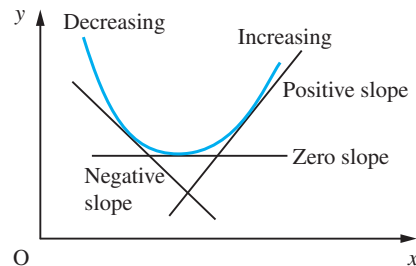
Having determined the **critical or stationary points** where $f'(x) = 0$, we need to be able to determine their character or nature; that is, whether they correspond to a local maximum, a local minimum or a point of inflection of the function $f(x)$. We can do this by examining values of $f'(x)$ close to and on either side of the critical point. From Figure 8.33 we see that

- if the value of $f'(x)$, the slope of the tangent, changes from positive to negative as we pass from left to right through a stationary point then the latter corresponds to a **local maximum**;
- if the value of $f'(x)$ changes from negative to positive as we pass from left to right through a stationary point then the latter corresponds to a **local minimum**;
- if $f'(x)$ does not change sign as we pass through a stationary point then the latter corresponds to a **point of inflection**.

Figure 8.33
Change in slope on
passing through a
turning point.



(a) Local maximum



(b) Local minimum

Example 8.30

Determine the stationary points of the function

$$f(x) = 4x^3 - 21x^2 + 18x + 6$$

and examine their nature.

Solution The derivative is

$$f'(x) = 12x^2 - 42x + 18 = 6(2x - 1)(x - 3)$$

Stationary points occur when $f'(x) = 0$; that is,

$$6(2x - 1)(x - 3) = 0$$

the solutions of which are $x = \frac{1}{2}$ and $x = 3$. The corresponding values of the function are

$$f\left(\frac{1}{2}\right) = 4\left(\frac{1}{8}\right) - 21\left(\frac{1}{4}\right) + 18\left(\frac{1}{2}\right) + 6 = \frac{41}{4}$$

and

$$f(3) = 4(27) - 21(9) + 18(3) + 6 = -21$$

so that the stationary points of $f(x)$ are

$$\left(\frac{1}{2}, \frac{41}{4}\right) \text{ and } (3, -21)$$

In order to investigate their nature, we use the procedure outlined above.

(a) Considering the point $\left(\frac{1}{2}, \frac{41}{4}\right)$: if x is a little less than $\frac{1}{2}$ then $2x - 1 < 0$ and $x - 3 < 0$, so that

$$f'(x) = 6(2x - 1)(x - 3) = (\text{negative})(\text{negative}) = (\text{positive})$$

while if x is a little greater than $\frac{1}{2}$ then $2x - 1 > 0$ and $x - 3 < 0$, so that

$$f'(x) = (\text{positive})(\text{negative}) = (\text{negative})$$

Thus $f'(x)$ changes from (positive) to (negative) as we pass through the point so that $\left(\frac{1}{2}, \frac{41}{4}\right)$ is a local maximum.

(b) Considering the point $(3, -21)$: if x is a little less than 3 then $2x - 1 > 0$ and $x - 3 < 0$, so that

$$f'(x) = (\text{positive})(\text{negative}) = (\text{negative})$$

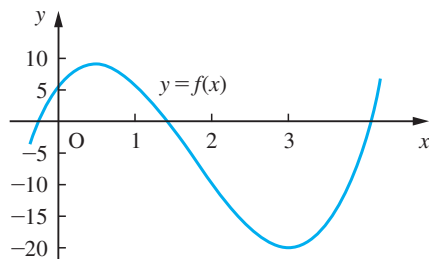
while if x is a little greater than 3 then $2x - 1 > 0$ and $x - 3 > 0$, so that

$$f'(x) = (\text{positive})(\text{positive}) = (\text{positive})$$

Thus $f'(x)$ changes from (negative) to (positive) as we pass through the point so that $(3, -21)$ is a local minimum.

This information may now be used to sketch a graph of $f(x)$, as illustrated in Figure 8.34.

Figure 8.34
Graph of $f(x) = 4x^3 - 21x^2 + 18x + 6$.



An alternative approach to determining the nature of a stationary point is to calculate the value of the second derivative $f''(x)$ at the point. Recall from Section 8.4.1 that $f''(x)$ determines the rate of change of $f'(x)$. Suppose that $f(x)$ has a stationary point at $x = a$, so that $f'(a) = 0$. Then, provided $f''(a)$ is defined, either $f''(a) < 0$, $f''(a) = 0$ or $f''(a) > 0$.

If $f''(a) < 0$ then $f'(x)$ is decreasing at $x = a$; and since $f'(a) = 0$, it follows that $f'(x) > 0$ for values of x just less than a and $f'(x) < 0$ for values of x just greater than a . We therefore conclude that $x = a$ corresponds to a local maximum. Note that this concurs with our observation in Section 8.4.1 that the sign of $f''(x)$ determines the concavity of the graph of $f(x)$. Since the graph is concave down at a local maximum, $f''(a) \leq 0$. The equality case is discussed further in Section 9.4.9.

Similarly, we can argue that if $f''(a) > 0$ then the stationary point $x = a$ corresponds to a local minimum. Again this concurs with our observation that the graph is concave up at a local minimum.

Summarizing, we have

- the function $f(x)$ has a local maximum at $x = a$ provided $f'(a) = 0$ and $f''(a) < 0$;
- the function $f(x)$ has a local minimum at $x = a$ provided $f'(a) = 0$ and $f''(a) > 0$.

If $f''(a) = 0$, we cannot assume that $x = a$ corresponds to a point of inflection, and we must revert to considering the sign of $f'(x)$ on either side of the stationary point. As mentioned earlier, at a point of inflection the graph crosses its own tangent, or, in other words, the concavity of the graph changes. Since the concavity is determined by the sign of $f''(x)$, it follows that $f''(x) = 0$ at a point of inflection and that $f''(x)$ changes sign as we pass through the point. Note, as illustrated by the graph of Figure 8.35, that it is not necessary for $f'(x) = 0$ at a point of inflection. If, as illustrated in Figure 8.31, $f'(x) = 0$ at a point of inflection then it is a **stationary point of inflection**. It does not follow, however, that if $f'(a) = 0$ and $f''(a) = 0$ then $x = a$ is a point of inflection. An example of when this is not the case is $y = x^4$, which, as illustrated in Figure 8.36, has a local

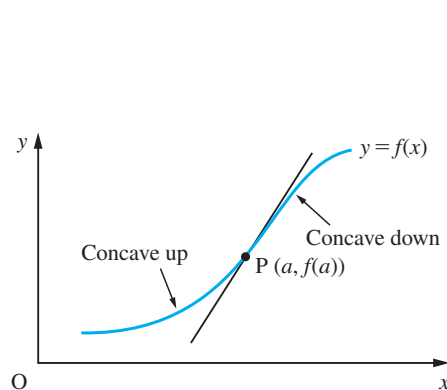


Figure 8.35 A point of inflection at $(a, f(a))$.

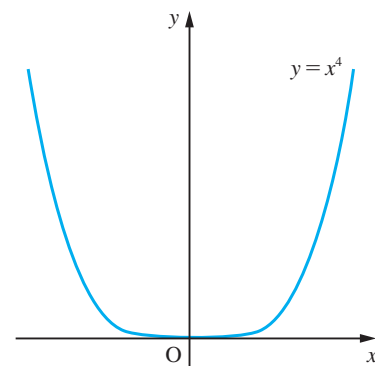


Figure 8.36 Graph of $f(x) = x^4$, illustrating the local minimum at $x = 0$.

minimum at $x = 0$ even though both dy/dx and d^2y/dx^2 are zero at $x = 0$. It is for this reason that we must take care and revert to considering the sign of $f'(x)$ on either side. We shall return to reconsider these conditions in Section 9.4.9 following consideration of Taylor series.

Example 8.31

Using the second derivative, confirm the nature of the stationary points of the function

$$f(x) = 4x^3 - 21x^2 + 18x + 6$$

determined in Example 8.30.

Solution

We have

$$f'(x) = 12x^2 - 42x + 18$$

so that

$$f''(x) = 24x - 42$$

At the stationary point $(\frac{1}{2}, \frac{41}{4})$

$$f''(\frac{1}{2}) = 12 - 42 = -30 < 0$$

confirming that it corresponds to a local maximum.

At the stationary point $(3, -21)$

$$f''(3) = 72 - 42 = 30 > 0$$

confirming that it corresponds to a local minimum.

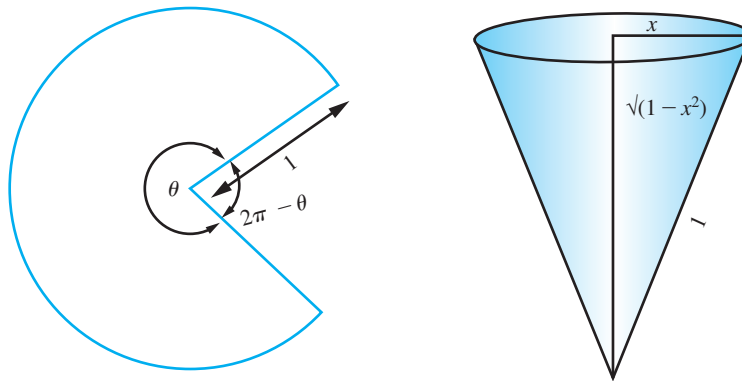
Note also that $f''(x) = 0$ at $x = \frac{7}{4}$ and that $f''(x) < 0$ for $x < \frac{7}{4}$ and $f''(x) > 0$ for $x > \frac{7}{4}$. Thus $(\frac{7}{4}, -\frac{43}{8})$ is a point of inflection (but not a stationary point of inflection), which is clearly identifiable in the graph of Figure 8.34.

The importance of testing the second derivative is illustrated in the following example.

Example 8.32

Two cones are made from a circular sheet of metal of radius 1. Find the sectional angle θ (see Figure 8.37) that maximizes the combined capacity.

Figure 8.37



Solution Let R be the base radius of the cone from the sector of angle θ and r the radius of the cone from the sector of angle $2\pi - \theta$. The circumferences of the cones imply

$$1 \times \theta = 2\pi R \quad \text{and} \quad 1 \times (2\pi - \theta) = 2\pi r$$

together with

$$R + r = 1$$

The capacity of a cone with base radius x and slant length 1 is

$$V'(R) = \frac{dC}{dR} + \frac{dC}{dr} \frac{dr}{dR} = \frac{dC}{dR} - \frac{dC}{dr}$$

where

$$\begin{aligned} \frac{dC}{dx} &= \frac{1}{3} \pi \left[2x\sqrt{1-x^2} - \frac{x^3}{\sqrt{1-x^2}} \right] \\ &= \frac{1}{3} \pi x \frac{(2-3x^2)}{\sqrt{1-x^2}} \end{aligned}$$

Thus $V'(R) = 0$ implies

$$\frac{R(2-3R^2)}{\sqrt{1-R^2}} = \frac{r(2-3r^2)}{\sqrt{1-r^2}} \quad \text{with } R+r=1$$

Squaring both sides and substituting $r = 1 - R$ eventually yields the polynomial equation

$$6R^5 - 15R^4 + 24R^3 - 21R^2 + 8R - 1 = 0$$

This may be rewritten as

$$13(2R-1) \left(R^2 - R + 1 - \sqrt{\frac{2}{3}} \right) \left(R^2 - R + 1 + \sqrt{\frac{2}{3}} \right) = 0$$

Thus $R = \frac{1}{2}, \frac{1}{2} - \alpha$ or $\frac{1}{2} + \alpha$, where $\alpha = \sqrt{(\sqrt{\frac{2}{3}} - \frac{3}{4})}$, the final (second) quadratic term having no real roots. Numerically, $R = 0.5, 0.242\ 13$ or $0.757\ 87$ with $r = 0.5, 0.757\ 87$ or $0.242\ 13$ respectively.

The second derivative gives

$$V''(R) = C''(R) + C''(r)$$

with

$$C''(x) = \frac{1}{3}\pi \frac{2 - 9x^2 + 6x^4}{(1 - x^2)^{3/2}}$$

$$\text{At } R = \frac{1}{2},$$

$$C''\left(\frac{1}{2}\right) = \frac{\pi}{9\sqrt{3}}$$

Thus at $R = r = \frac{1}{2}$, there is a minimum value. Further, the symmetry of the roots about $R = \frac{1}{2}$ implies that there is a maximum at $R = \frac{1}{2} \pm \alpha$ with $\theta = 4.76$ or 273° . The value of $C''(\frac{1}{2} \pm \alpha) = -2.6505$ confirms this result. The combined capacity is 0.4520 in contrast with that of a single cone that has capacity 0.4031.



Considering the cubic of Examples 8.30 and 8.31 the stationary points may be investigated using the following MATLAB commands

```
syms x y
y = 4*x^3 - 21*x^2 + 18*x + 6; dy = diff(y); solve(dy)
```

The last command solves $dy = 0$ to obtain the x coordinates 3 and $1/2$ of the stationary points, and the commands

```
y1 = subs(y, x, 3)
y2 = subs(y, x, 1/2)
```

determine the corresponding y coordinates -21 and 10.25 , so that the stationary points are $(3, -21)$ and $(1/2, 10.25)$. The commands

```
d2y = diff(y, 2);
subs(d2y, x, 3)
subs(d2y, x, 1/2)
```

return the value of the second derivative at each stationary point as 30 and -30 respectively, thus confirming that $(3, -21)$ is a local minimum and that

$(1/2, 10.25)$ is a local maximum. Finally, to illustrate the results the plot of the cubic is given by the command

```
ezplot(y, [-1, 5]).
```

Example 8.33

Determine the stationary values of the function

$$f(x) = x^2 - 6x + \frac{82}{x} + \frac{45}{x^2}, \quad x \neq 0$$

Solution The derivative is

$$f'(x) = 2x - 6 - \frac{82}{x^2} - \frac{90}{x^3}$$

and $f'(x) = 0$ when

$$2x^4 - 6x^3 - 82x - 90 = 0$$

Factorizing we have

$$2(x^2 - 4x - 5)(x^2 + x + 9) = 0$$

or

$$2(x + 1)(x - 5)(x^2 + x + 9) = 0$$

So the real roots are $x = 5$ and $x = -1$.

At $x = 5$, $f(5) = 66/5$. To decide whether this is a maximum or minimum we examine the value of $f''(x)$ at $x = 5$.

$$f''(x) = 2 + \frac{164}{x^3} + \frac{270}{x^4} \quad \text{and} \quad f''(5) > 0$$

Thus $f(5) = 66/5$ is a minimum value of the function.

At $x = -1$, $f(-1) = -30$ and $f''(-1) > 0$, so that $f(-1) = -30$ is also a minimum of the function.

Note that $f(x)$ has an asymptote $x = 0$ and behaves like $(x - 3)^2$ where $|x|$ is very large.

In many applications, we know for practical reasons that a particular problem has a minimum (or maximum) solution. If the equation $f'(x) = 0$ is satisfied by only one sensible value of x then that value must determine the unique minimum (or maximum) we are seeking. We will illustrate using three simple examples.

Example 8.34

A manufacturer has to supply N items per month at a uniform daily rate. Each time a production run is started it costs $\pounds c_1$, the 'set-up' cost. In addition, each item costs $\pounds c_2$ to manufacture. To avoid unnecessarily high production costs, the manufacturer decides to produce a large quantity q in one run and store it until the contract calls for delivery. The cost of storing each item is $\pounds c_3$ per month. What is the optimal size of a production run?

Solution

As the contract calls for a monthly supply of N items, we need to look for a production run size that will minimize the total monthly cost to the manufacturer.

The costs the manufacturer incurs are the production costs and the storage costs. The production cost for a production run of q items is

$$\pounds(c_1 + c_2q)$$

This production run will satisfy the contract for q/N months, so the monthly production cost will be

$$\pounds \frac{c_1 + c_2q}{q/N} = \pounds \left(\frac{c_1}{q} + c_2 \right) N$$

To this must be added the monthly storage cost, which will be $\pounds \frac{1}{2}qc_3$, since the stock is depleted at a uniform rate and the average stock size is $\frac{1}{2}q$. Thus the total monthly cost $\pounds C$ is given by

$$C = \left(\frac{c_1}{q} + c_2 \right) N + \frac{1}{2}qc_3$$

which has a graph similar to that shown in Figure 8.38.

To find the value q^* of q that minimizes C , we differentiate the expression for C with respect to q and set the derivative equal to zero:

$$\frac{dC}{dq} = \frac{-c_1N}{q^2} + \frac{1}{2}c_3$$

and

$$\frac{dC}{dq} = 0 \quad \text{implies} \quad \frac{-c_1N}{(q^*)^2} + \frac{1}{2}c_3 = 0$$

and hence

$$q^* = \sqrt{\left(\frac{2c_1N}{c_3} \right)}$$

This quantity is called the **economic lot size**.

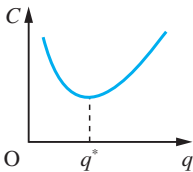


Figure 8.38
Monthly cost versus
run size.

Optimization plays an important role in design, and in Example 8.35 we illustrate this by applying it to the relatively easy problem of designing a milk carton.

Example 8.35

A milk retailer wishes to design a milk carton that has a square cross-section, as illustrated in Figure 8.39(a), and is to contain two pints of milk (2 pints \equiv 1.136 litres). The carton is to be made from a rectangular sheet of waxed cardboard, by folding into a square tube and sealing down the edge, and then folding and sealing the top and bottom. To make the resulting carton airtight and robust for handling, an overlap of at least 5 mm is needed. The procedure is illustrated in Figure 8.39(b). As the milk retailer will be using a large number of such cartons, there is a requirement to use the design that is least expensive to produce. In particular the retailer desires the design that minimizes the amount of waxed cardboard used.

Solution If, as illustrated in Figure 8.39(a), the final dimensions of the container are $h \times b \times b$ (all in mm) then the area of waxed cardboard required is

$$A = (4b + 5)(h + b + 10) \quad (8.32)$$

Since the capacity of the carton is fixed at two pints (1.136 litres), the values of h and b must be such that

$$\text{volume} = hb^2 = 1\,136\,000 \text{ mm}^3 \quad (8.33)$$

Substituting (8.33) back into (8.32) gives

$$A = (4b + 5) \left(\frac{1\,136\,000}{b^2} + b + 10 \right)$$

To find the value of b that minimizes A , we differentiate A with respect to b to obtain $A'(b)$ and then set $A'(b) = 0$. Differentiating gives

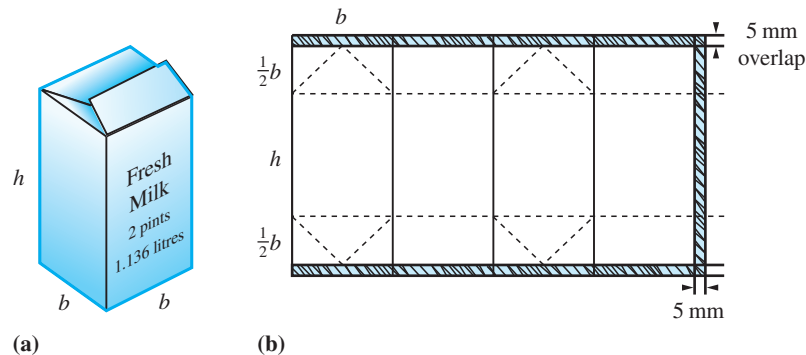
$$A'(b) = 8b + 45 - \frac{4\,544\,000}{b^2} - \frac{11\,360\,000}{b^3}$$

so the required value of b is given by the root of the equation

$$8b^4 + 45b^3 - 4\,544\,000b - 11\,360\,000 = 0$$

A straightforward tabulation of this polynomial, or use of a suitable software package, yields a root at $b = 81.8$. From (8.33) the corresponding value of h is 169.8. Thus the optimal design of the milk carton will have dimensions 81.8 mm \times 81.8 mm \times 169.8 mm.

Figure 8.39
The construction of a milk carton.



Optimization problems also occur in programmes for replacing equipment and machinery in industry. We will illustrate this by a more commonplace decision: the best policy for replacing a car.

Example 8.36

For a particular model of car, bought for £14750, the second-hand value after t years is given fairly accurately by the formula

$$\text{price} = \text{£}e^{9.55-0.11t}$$

The running costs of the car increase as the car gets older, so after t years the annual running cost is £(917 + 163 t). When should it be replaced?

Solution The accumulated running cost for the car over t years is

$$\begin{aligned} \text{£} \sum_{r=0}^{t-1} (917 + 163r) &= \text{£}917t + \text{£}163[1 + 2 + 3 + \dots + (t-1)] \\ &= \text{£}917t + \text{£}\frac{163}{2}(t-1)t \quad \left(\text{using } \sum_{r=1}^n r = \frac{1}{2}n(n+1) \right) \\ &= \text{£}(835.5 + 81.5t)t \end{aligned}$$

The total cost of the car clearly includes depreciation as well as running costs, so the average annual cost £ C of the car is given by

$$C = \frac{14750 - e^{9.55-0.11t} + (835.5 + 81.5t)t}{t}$$

To find the optimal time for replacing the car, we find the value of t that minimizes C . Differentiating C with respect to t gives

$$C'(t) = \frac{1}{t^2}(14750 - e^{9.55-0.11t}) + \frac{1}{t}(0.11e^{9.55-0.11t}) + 81.5$$

Setting $C'(t) = 0$ gives

$$e^{9.55-0.11t} = \frac{14750 - 81.5t^2}{1 + 0.11t}$$

Solving this numerically gives $t = 5.3$.

8.5.2 Exercises



Check your answers using MATLAB whenever possible.

- 79 Find the stationary values of the following functions and determine their nature. In each case also find the point of inflection and sketch a graph of the function.

(a) $f(x) = 2x^3 - 5x^2 + 4x - 1$

(b) $f(x) = x^3 + 6x^2 - 15x + 51$

(c) $f(x) = x^4 - 6x^2 + 8x + 2$

- 80 Find the stationary values of the following functions, distinguishing carefully between them. In each case sketch a graph of the function.

(a) $f(x) = \frac{3x}{(x-1)(x-4)}$

(b) $f(x) = 2e^{-x}(x-1)^3$

(c) $f(x) = x^2e^{-x}$

(d) $f(x) = \frac{1}{x^2} + \frac{8}{(1-x)^2}$

- 81 Consider the can shown in Figure 8.40, which has capacity 500 ml. The cost of manufacture is proportional to the amount of metal used, which in turn is proportional to the surface area of the can. Ignoring the overlaps necessary for the manufacture of the can, find the diameter and height of the can which minimizes its cost.

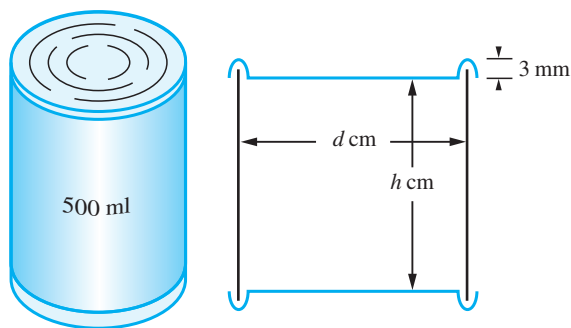


Figure 8.40 Can of Questions 81 and 82.

- 82 Consider again the can shown in Figure 8.40. Allowing for an overlap of 6 mm top and bottom surfaces to give a rim of 3 mm on the can, show that the area $A \text{ mm}^2$ of metal used is given by

$$A(d) = \pi(d^2 + 3.6d + 1.44)/2 + 2000/d$$

where $d \text{ cm}$ is the diameter of the can.

Show that the value of d^* which minimizes the area of the can satisfies the equation

$$\pi d^2(d + 1.8) = 2000$$

Calculate d^* and the corresponding value of the height of the can.

- 83 In an underwater telephone cable the ratio of the radius of the core to the thickness of the protective sheath is denoted by x . The speed v at which a signal is transmitted is proportional to $x^2 \ln(1/x)$. Show that

$$\frac{dv}{dx} = Kx \left[2 \ln \left(\frac{1}{x} \right) - 1 \right]$$

where K is some constant, and hence deduce the stationary values of v . Distinguish between these stationary values and show that the speed is greatest when $x = 1/\sqrt{e}$.

- 84 A closed hollow vessel is in the form of a right-circular cone, together with its base, and is made of sheet metal of negligible thickness. Express the total surface area S in terms of the volume V and the semi-vertical angle θ of the cone. Show that for a given volume the total area of the surface is a minimum if $\sin \theta = \frac{1}{3}$. Find the value of S if $V = \frac{8}{3}\pi a^3$.

- 85 A numerical method which is more efficient than repeated subtabulation for obtaining the optimal solution is the following **bracketing method**. The initial tabulation locates an interval in which the solution occurs. The optimal solution is then estimated by optimizing a suitable quadratic approximation.

Consider again the milk carton problem, Example 8.35. Calculate $A(70)$, $A(80)$ and $A(90)$ and deduce that a minimum occurs in $[70, 90]$. Next find numbers p , q and r such that

$$C(b) = p(b - 80)^2 + q(b - 80) + r$$

satisfies $C(70) = A(70)$, $C(80) = A(80)$ and $C(90) = A(90)$. The minimum of C occurs at $80 - q/(2p)$. Show that this yields the estimate $b = 82.2$. Evaluate $A(82.2)$ and deduce that the solution lies in the interval $[80, 90]$. Next repeat

the process using the values $A(80)$, $A(82.2)$ and $A(90)$ and show that the solution lies in the interval $[80, 83.1]$. Apply the method once more to obtain an improved estimate of the solution.

- 86 A pipeline is to be laid from a point A on one bank of a river of width 1 unit to a point B 2 units downstream on the opposite bank, as shown in Figure 8.41. Because it costs more to lay the pipe under water than on dry land, it is proposed to take it in a straight line across the river to a point C and then along the river bank to B. If it costs $\alpha\%$ more to lay a given length of pipe under the river than along the bank, write down a formula for the cost of the pipeline, specifying the domain of the function carefully. What recommendation would you make about the position of C when (a) $\alpha = 25$, (b) $\alpha = 10$?

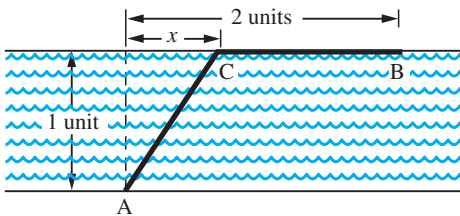


Figure 8.41

- 87 Cross-current extraction methods are used in many chemical processes. Solute is extracted from a stream of solvent by repeated washings with water. The solvent stream is passed consecutively through a sequence of extractors, in each of which a cross-current of wash water, flowing at a determined rate, carries out some of the solute. The aim is to choose the individual wash flowrates in such a way as to extract as much solute as possible by the end, the total flow of wash water being fixed.

Consider the three-stage extractor process shown in Figure 8.42, where c , x , y and z are the solute concentrations in the main stream, and αx , αy and αz are the solute concentrations in the effluent wash-water streams, with α a constant. The solute balance equations for the extractors are

$$Q(c - x) = u\alpha x$$

$$Q(x - y) = v\alpha y$$

$$Q(y - z) = w\alpha z$$

The total wash-water flowrate is W , so that

$$u + v + w = W$$

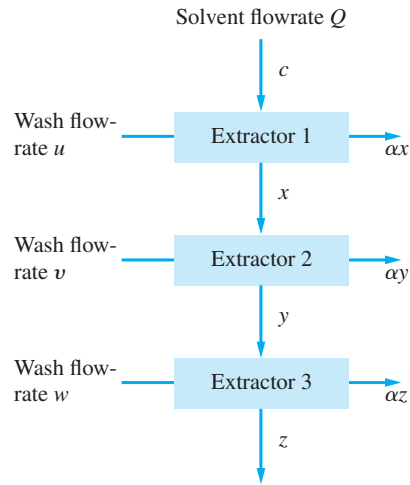


Figure 8.42

We wish to find u , v and w such that the outflow concentration z is minimized.

This is an example of **dynamic programming**. The key to its solution is the **Principle of Optimality**, which states that an optimal programme has the property that, whatever the initial state and decisions, the remaining decisions must constitute an optimal policy with respect to the state resulting from the initial decision. This means we solve the problem first for a one-extractor process, then for a two-extractor process, then for a three-extractor process, and so on.

For a one-stage process, x is minimized when $u = W$, giving $x^* = Qc/(Q + \alpha W)$.

For a two-stage process, $y = Qx/(Q + \alpha v)$, where $x = \frac{1}{2}W$ with $v = \frac{1}{2}W$, giving $y^* = Q^2c/(Q + \frac{1}{2}\alpha W)^2$.

For a three-stage process, $z = Q^2x/[Q + \frac{1}{2}\alpha(W - u)]^2$, where $x = Qc/(Q + \alpha u)$. Show that z is minimized when $u = \frac{1}{3}W$, with $v = w = \frac{1}{3}W$, giving $z^* = Q^3c/(Q + \frac{1}{3}\alpha W)^3$.

Generalize your answers to the case where n extractors are used.

- 88 The management of resources often requires a chain of decisions similar to that described in Question 87. Consider the harvesting policy for a large forest. The profit produced from the sale of felled timber is proportional to the square root of the volume sold, while the volume of standing timber increases in proportion to itself year on year. Use the technique outlined in Question 87 to produce a 10-year harvesting programme for a forest.

8.6 Numerical differentiation

Although the formula

$$f'(x) = \lim_{\Delta x \rightarrow 0} \frac{f(x + \Delta x) - f(x)}{\Delta x} = \lim_{\Delta x \rightarrow 0} \frac{\Delta f}{\Delta x}$$

provides the definition of the derivative of $f(x)$, it does not provide a good basis for evaluating $f'(x)$ numerically. This is because it provides a one-sided approximation of the gradient at x , as shown in Figure 8.43. When we set $\Delta x = h (> 0)$, we obtain the slope of the chord PR. When we set $\Delta x = -h (< 0)$, we obtain the slope of the chord QP. Clearly the chord QR offers a better approximation to the tangent at P. A second reason why the formal definition of a derivative yields a poor approximation is that the evaluation of derivatives involves the division of a small quantity Δf by a second small quantity Δx . This process magnifies the rounding errors involved in calculating Δf from the values of $f(x)$, a process that worsens as $\Delta x \rightarrow 0$. This phenomenon is called **ill-conditioning**. Generally speaking, numerical differentiation is a process in which accuracy is lost and the 'noise' caused by experimental error is magnified.

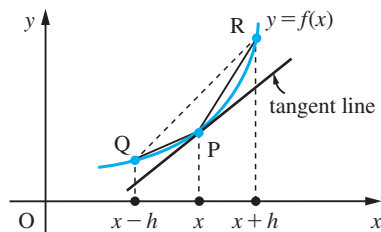


Figure 8.43 Approximations to the tangent at P.

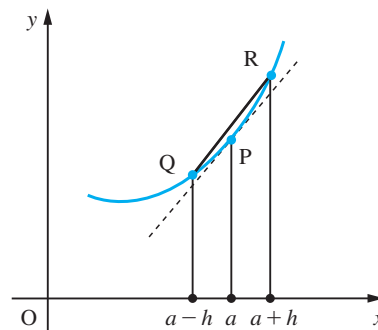


Figure 8.44 Chord approximation.

8.6.1 The chord approximation

This method uses the slope of a chord QR symmetrically disposed about x to approximate the slope of the tangent at x , as shown in Figure 8.44. Thus

$$f'(x) \approx \frac{f(x+h) - f(x-h)}{2h} = \phi(h)$$

Thus when the function is specified graphically, a value of h is chosen, and at a series of points along the curve the quotient $\phi(h)$ is calculated. When the function is given as a table of values, we do not have control of the value of h , but the same approximation is employed using the tabular interval as h . Consequently, to estimate the value of the derivative $f'(a)$ at $x = a$ we use the approximation

$$\frac{f(a+h) - f(a-h)}{2h} = \phi(h)$$

as the basis for an extrapolation. For almost all functions commonly occurring in engineering applications

$$f'(a) = \phi(h) + \text{terms involving powers of } h \text{ greater than or equal to } h^2$$

For example, considering $f(x) = x^3$

$$\phi(h) = \frac{(a+h)^3 - (a-h)^3}{2h} = \frac{6a^2h + 2h^3}{2h} = 3a^2 + h^2$$

Similarly, for $f(x) = x^4$

$$\phi(h) = 4a^3 + 4ah^2$$

In general, we may write

$$f'(a) = \phi(h) + Ah^2 + \text{terms involving higher powers of } h$$

where A is independent of h . Interval-halving gives

$$f'(a) = \phi(\frac{1}{2}h) + \frac{1}{4}A'h^2 + \text{terms involving higher powers of } h$$

where $A' \approx A$. Hence we obtain a better estimate for $f'(a)$ by extrapolation, eliminating the terms involving h^2 :

$$f'(a) \approx \frac{1}{3}[4\phi(\frac{1}{2}h) - \phi(h)] \quad (8.34)$$

We illustrate this technique in Example 8.37.

Example 8.37

Estimate $f'(0.5)$, where $f(x)$ is given by the table

x	0.1	0.2	0.3	0.4	0.5	0.6	0.7	0.8	0.9
$f(x)$	0.0998	0.1987	0.2955	0.3894	0.4794	0.5646	0.6442	0.7174	0.7833

Solution Using the data provided, taking $h = 0.4$ and 0.2 , we obtain

$$\phi(0.4) = \frac{0.7833 - 0.0998}{0.8} = 0.8544$$

and

$$\phi(0.2) = \frac{0.6442 - 0.2955}{0.4} = 0.8718$$

Hence, by extrapolation, we have, using (8.34),

$$f'(0.5) \approx (4 \times 0.8718 - 0.8544)/3 = 0.8776$$

The tabulated function is actually $\sin x$, so that in this illustrative example we can compare the estimate with the true value $\cos 0.5$, and we find that the answer is correct to 4dp.

In general, any numerical procedure is subject to two types of error. One is due to the accumulation of rounding errors within a calculation, while the other is due to the nature of the approximation formula (the truncation error). In this example the truncation error is of order h^2 for $\phi(h)$, but we do not have an estimate for the truncation error for the extrapolated estimate for $f'(a)$. This will be discussed in the next chapter following the introduction of the Taylor series (see Exercises 9.4.6, Question 23). The effect of the rounding errors on the answer can be assessed, however, and, using the methods of Chapter 1, we see that the maximum effect of the rounding errors on the answer in Example 8.37 is $\pm 2.5 \times 10^{-4}$.

8.6.2 Exercises

- 89 Use the chord approximation to obtain two estimates for $f'(1.2)$ using $h = 0.2$ and $h = 0.1$ where $f(x)$ is given in the table below.



x	1.0	1.1	1.2	1.3	1.4
$f(x)$	1.000	1.008	1.061	1.192	1.414

Use extrapolation to obtain an improved approximation.

- 90 Use your calculator (in radian mode) to calculate the quotient $\{f(x+h) - f(x-h)\}/(2h)$ for $f(x) = \sin x$, where $x = 0(0.1)1.0$ and $h = 0.001$. Compare your answers with $\cos x$.



- 91 Consider the function $f(x) = xe^x$, tabulated below:



x	0.96	0.97	0.98	0.99	1.00
$f(x)$	2.5072	2.5588	2.6112	2.6643	2.7183
x	1.01	1.02	1.03	1.04	
$f(x)$	2.7731	2.8287	2.8851	2.9424	

- (a) Find, *exactly*, $f'(1)$ and $f''(1)$.
 (b) Use the tabulated values and the formula

$$f'(a) \approx (f(a+h) - f(a-h))/2h$$

to estimate $f'(1)$, for various h . Compute the errors involved and comment on the results.

- (c) Repeat (b) for $f''(1)$ using

$$f''(a) \approx (f(a+h) - 2f(a) + f(a-h))/h^2$$

- 92 Use the following table of $f(x) = (e^x - e^{-x})/2$ to estimate $f'(1.0)$ by means of an extrapolation method.



x	0.2	0.6	0.8	1.2	1.4	1.8
$f(x)$	0.2013	0.6367	0.8881	1.5095	1.9043	2.9422

Compare your answer with $(e + e^{-1})/2 = 1.5431$ correct to 4dp.

- 93 Investigate the effect of using a smaller value for h in Example 8.37. Show that $\phi(0.1)$ gives a poorer estimate for $f'(0.5)$ and the error bound for the consequent extrapolation $[4\phi(0.1) - \phi(0.2)]/3$ is 7×10^{-4} .



8.7 Integration

In this section we shall introduce the concept of integration and illustrate its role in problem-solving and modelling situations.

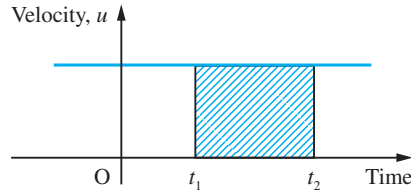
8.7.1 Basic ideas and definitions

Consider an object moving along a line with constant velocity u (in m s^{-1}). The distance s (in m) travelled by the object between times t_1 and t_2 (in s) is given by

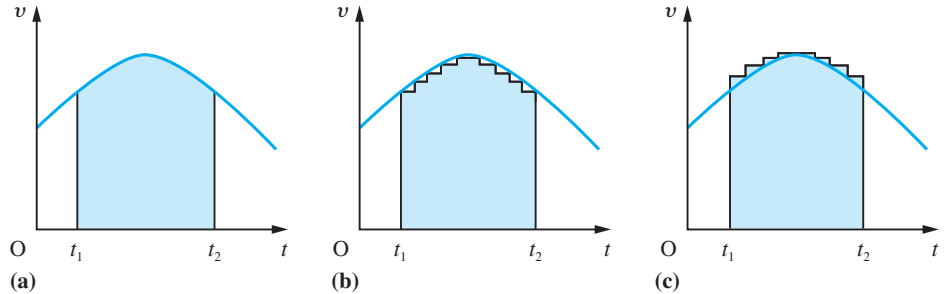
$$s = u(t_2 - t_1)$$

Figure 8.45

Velocity–time graph for an object moving with constant velocity u . The shaded area shows the distance travelled by the object between times t_1 and t_2 .

**Figure 8.46**

A velocity–time graph and two piecewise-constant approximations to it.



This is the area ‘under’ the graph of the velocity function between $t = t_1$ and $t = t_2$, as shown in Figure 8.45. This, of course, deals with the special case where the velocity is a constant function. However, even when the velocity varies with time, the area under the velocity graph still gives the distance travelled. Consider the velocity graph shown in Figure 8.46(a). We can approximate the velocity–time graph by a series of small horizontal lines that lie either entirely below the curve (as in Figure 8.46(b)) or entirely above it (Figure 8.46(c)). An object moving such that its velocity–time graph is (b) would always be slower at a particular time than an object with velocity–time graph (a), so that the distance it covers is less than that of the object with graph (a). Similarly, an object with velocity–time graph (c) will cover a greater distance than an object with graph (a). Thus

distance with graph (b) < distance with graph (a) < distance with graph (c)

In cases (b) and (c), because the velocities are piecewise-constant, the distances covered are represented by the areas under the graphs between $t = t_1$ and $t = t_2$. So we have

area under graph (b) < area under graph (a) < area under graph (c)

If the horizontal steps of graphs (b) and (c) are made very small, the difference between the areas for the approximating graphs (b) and (c) becomes very small. In other words, the distance for graph (a) is just the area under the graph between $t = t_1$ and $t = t_2$.

This is one of many practical problems that involve this process of area evaluation at some stage in their solution. This process is called **integration**: the summing together of all the parts that make up a given area. The area under the graph is called the **integral** of the function. For some functions it is possible to obtain formulae for their integrals; for others we have to be content with numerical approximations.

Formally, we define the integral of the function $f(x)$ between $x = a$ and $x = b$ to be

$$\lim_{\substack{n \rightarrow \infty \\ \Delta x \rightarrow 0}} \sum_{r=1}^n f(x_r^*) \Delta x_{r-1}$$

where $a = x_0 < x_1 < x_2 < \dots < x_{n-1} < x_n = b$ are the points of subdivision of the interval $[a, b]$,

$$\Delta x_{r-1} = x_r - x_{r-1}, \Delta x = \max(\Delta x_0, \Delta x_1, \dots, \Delta x_{n-1}) \text{ and } x_{r-1} \leq x_r^* \leq x_r$$

Here we have used the special notation

$$\lim_{\substack{n \rightarrow \infty \\ \Delta x \rightarrow 0}}$$

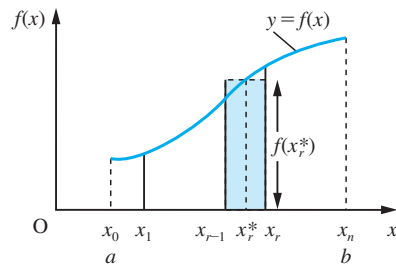
to emphasize that $n \rightarrow \infty$ and $\Delta x \rightarrow 0$ simultaneously. The value of the integral is independent of both the method of subdivision of $[a, b]$ and the choices of x_r^* .

The usual notation for the integral is

$$\int_a^b f(x) dx$$

where the integration symbol \int is an elongated S, standing for ‘summation’. The dx is called the **differential** of x , and a and b are called the **limits of integration**. The function $f(x)$ being integrated is the **integrand**.

Figure 8.47
Strip about typical
value $x = x_r^*$.



The process is illustrated in Figure 8.47, where the area under the graph of $f(x)$ for $x \in [a, b]$ has been subdivided into n vertical strips (by which we strictly mean that the area has been approximated by the n vertical strips). The area of a typical strip is given by

$$f(x_r^*)(x_r - x_{r-1}) = f(x_r^*)\Delta x_{r-1}$$

where $x_{r-1} \leq x_r^* \leq x_r$ and $\Delta x_{r-1} = x_r - x_{r-1}$. Thus the area under the graph can be approximated by

$$\sum_{r=1}^n f(x_r^*)\Delta x_{r-1}$$

This approximation becomes closer to the exact area as the number of strips is increased and their widths decreased. In the limiting case as $n \rightarrow \infty$ and $\Delta x \rightarrow 0$ this leads to the exact area being given by

$$A = \int_a^b f(x) dx$$

so that

$$\int_a^b f(x)dx = \lim_{\substack{n \rightarrow \infty \\ \Delta x \rightarrow 0}} \sum_{r=1}^n f(x_r^*) \Delta x_{r-1} \quad (8.35)$$

In line with the definition of an integral, we note that if the graph of $f(x)$ is below the x axis then the summation involves products of negative ordinates with positive widths, so that areas below the x axis must be interpreted as being negative.

Example 8.38

By considering the area under the graph of $y = x + 3$, evaluate the integral $\int_{-5}^5 (x + 3)dx$.

Solution

The area under the graph is shown hatched in Figure 8.48, with the area A_1 being negative, as explained immediately above, and the area A_2 positive. So we determine each area independently. In each case the areas are triangular, so that

$$A_1 = -\frac{1}{2} \times 2 \times 2 = -2$$

and

$$A_2 = \frac{1}{2} \times 8 \times 8 = 32$$

Thus

$$\int_{-5}^5 (x + 3)dx = A_1 + A_2 = -2 + 32 = 30$$

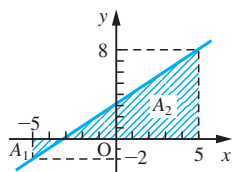


Figure 8.48

Example 8.39

Using the definition of an integral (8.35), show that

$$\int_a^b (x^2 - 1)dx = \frac{1}{3}(b^3 - a^3) - (b - a)$$

Solution

From the definition we have:

$$\begin{aligned} \int_a^b (x^2 - 1)dx &= \lim_{\substack{n \rightarrow \infty \\ \Delta x \rightarrow 0}} \left[\sum_{r=1}^n (x_r^{*2} \Delta x_{r-1} - 1 \Delta x_{r-1}) \right] \\ &= \lim_{\substack{n \rightarrow \infty \\ \Delta x \rightarrow 0}} \sum_{r=1}^n x_r^{*2} \Delta x_{r-1} - \lim_{\substack{n \rightarrow \infty \\ \Delta x \rightarrow 0}} \sum_{r=1}^n \Delta x_{r-1} \end{aligned}$$

The second term here is easy to evaluate since $\Delta x_{r-1} = x_r - x_{r-1}$ and $\sum_{r=1}^n (x_r - x_{r-1}) = (x_1 - x_0) + (x_2 - x_1) + \dots + (x_n - x_{n-1})$, which simplifies to $\sum_{r=1}^n (x_r - x_{r-1}) = b - a$ since $x_0 = a$ and $x_n = b$.

There are several different methods for evaluating the first term. Here we shall illustrate one method; another method is set out in Question 98 of Exercises 8.7.3. We shall use three different choices for x_r^* :

$$x_r^* = x_{r-1}, x_r, \sqrt{(x_{r-1}x_r)}$$

(Notice $x_{r-1} < \sqrt[3]{(x_{r-1}x_r)} < x_r$) Then we have

$$S_1 = \sum_{r=1}^n x_{r-1}^2 \Delta x_{r-1} = \sum_{r=1}^n x_{r-1}^2 (x_r - x_{r-1}) = \sum_{r=1}^n (x_{r-1}^2 x_r - x_{r-1}^3)$$

Similarly

$$S_2 = \sum_{r=1}^n x_r^2 \Delta x_{r-1} = \sum_{r=1}^n (x_r^3 - x_r^2 x_{r-1})$$

and

$$S_3 = \sum_{r=1}^n x_{r-1} x_r \Delta x_{r-1} = \sum_{r=1}^n (x_{r-1} x_r^2 - x_{r-1}^2 x_r)$$

$$\begin{aligned} \text{Hence } S_1 + S_2 + S_3 &= \sum_{r=1}^n (x_r^3 - x_{r-1}^3) \\ &= (x_1^3 - x_0^3) + (x_2^3 - x_1^3) + \dots + (x_n^3 - x_{n-1}^3) \\ &= x_n^3 - x_0^3 \end{aligned}$$

In the limit $n \rightarrow \infty$, S_1 , S_2 and S_3 tend to the same limit, so

$$\sum_{r=1}^n x_r^* \Delta x_{r-1} \rightarrow \frac{1}{3} (S_1 + S_2 + S_3) = \frac{1}{3} (b^3 - a^3)$$

$$\text{Hence } \int_a^b (x^2 - 1) dx = \frac{1}{3} (b^3 - a^3) - (b - a)$$

8.7.2 Mathematical modelling using integration

We have seen that the area under the graph $y = f(x)$ can be expressed as an integral, but integrals have a much wider application. Any quantity that can be expressed in the form of the limit of a sum as in (8.35) can be represented by an integral, and this occurs in many practical situations. Because areas can be expressed as integrals, it follows that we can always interpret an integral geometrically as an area under a graph.

Example 8.40

What is the volume of a pyramid with square base, of side 4 metres and height 6 metres?

Solution

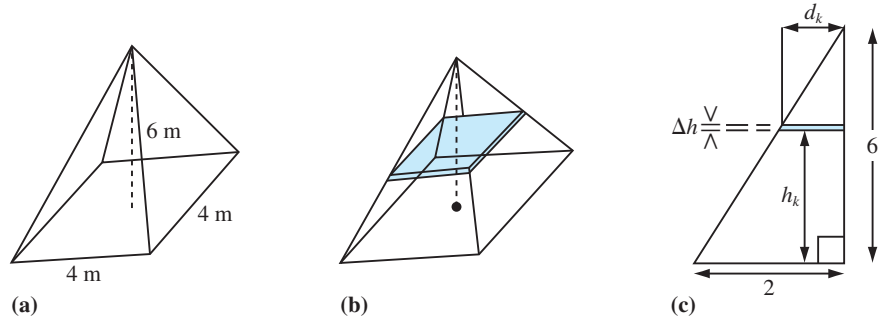
Imagine the pyramid of Figure 8.49(a) is cut into horizontal slices of thickness Δh , as shown in Figure 8.49(b), and then sum their volumes to give the volume of the pyramid.

From Figure 8.49(b) the volume of the slice is

$$\Delta V_k = \text{area of square flat face} \times \text{thickness} = 4d_k^2 \Delta h$$

where $2d_k$ is the length of one side of the square slice. The length of the side is related to the height h_k of the slice above the base, and using similar triangle relations (see Figure 8.49(c)) we have

Figure 8.49
Pyramid of
Example 8.40.



$$\frac{d_k}{2} = \frac{6 - h_k}{6}$$

Thus the slice has volume

$$\Delta V_k = \frac{4(6 - h_k)^2}{9} \Delta h$$

The volume of all slices is

$$\sum_{k=1}^n \Delta V_k = \sum_{k=1}^n \frac{4(6 - h_k)^2}{9} \Delta h$$

Proceeding to the limit ($n \rightarrow \infty$, $\Delta h \rightarrow 0$) as in (8.35) gives the volume of the pyramid as the integral

$$V = \int_0^6 \frac{4}{9} (6 - h)^2 dh$$

We will see later, in Example 8.43, that $V = 32$ and the volume is 32 m^3 .

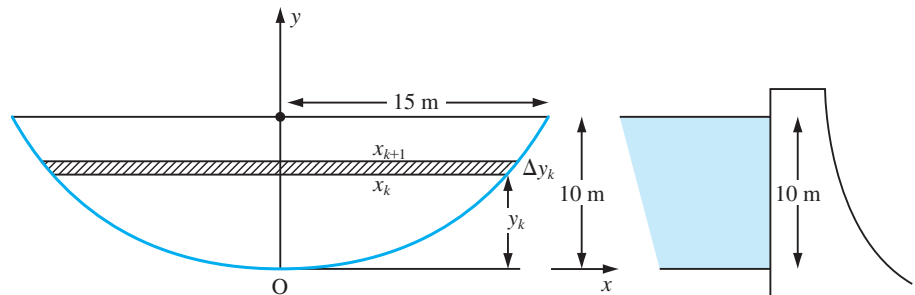
Example 8.41

A reservoir is created by constructing a dam across a glacial valley. Its wet face is vertical and has approximately the shape of a parabola, as shown in Figure 8.50. The water pressure p (pascals) varies with depth according to

$$p = p_0 - gy + 10g$$

where p_0 is the pressure at the surface, g is the acceleration due to gravity and y metres is the height from the bottom of the parabola, as shown in the figure. Calculate the total force acting on the wet face of the dam.

Figure 8.50
Schematic
representation of dam
showing strip of width
 Δy_k at height y_k .



Solution From the dimensions given in Figure 8.50 the equation of the parabola is $y = \frac{2x^2}{45}$, where x m is the half width. Dividing the surface of the parabola into horizontal strips we can calculate the force acting on each strip and then sum these forces to obtain the total force acting. The force ΔF_k acting on the strip at height y_k is

$$\Delta F_k = (p_0 - g\bar{y}_k + 10g)(2\bar{x}_k\Delta y_k)$$

where \bar{x}_k and \bar{y}_k are the average values of x and y on $[y_k, y_{k+1}]$. Thus, using (8.35), the total force F newtons is given by

$$\begin{aligned} F &= \lim_{\substack{n \rightarrow \infty \\ \Delta y \rightarrow 0}} \sum_{k=1}^n \Delta F_k \\ &= \lim_{\substack{n \rightarrow \infty \\ \Delta y \rightarrow 0}} \sum_{k=1}^n (p_0 - g\bar{y}_k + 10g)(2\bar{x}_k\Delta y_k) \\ &= \int_0^{10} 2x(p_0 - gy + 10g)dy \end{aligned}$$

Now $y = \frac{2x^2}{45}$, so that $2x = (90y)^{1/2}$ and we may rewrite the expression for F as

$$F = \int_0^{10} 3\sqrt{10}(p_0 + 10g - gy)^{1/2}(y)dy$$

Later in Example 8.46 we will show that $F = 200p_0 + 800g$.

Example 8.42

A beam of length l is freely hinged at both ends and carries a distributed load $w(x)$ where

$$w(x) = \begin{cases} 4Wx/l^2 & 0 \leq x \leq l/2 \\ 4W(l-x)/l^2 & l/2 \leq x \leq l \end{cases}$$

Show that the total load is W and find the shear force at a point on the beam.

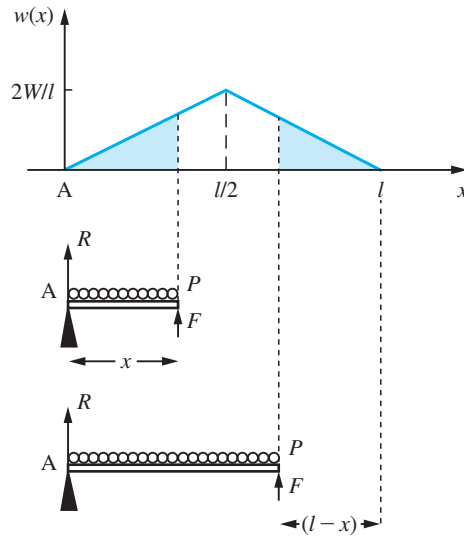
Solution To find the total load on the beam we divide the interval $(0, l)$ into n subintervals of length Δx , so that $x_k = k\Delta x$ and $\Delta x = l/n$. Then the load on the subinterval (x_k, x_{k+1}) is $w(x_k^*)\Delta x$, where $w(x_k^*)$ is the average value of $w(x)$ in that subinterval. The total load on the beam is the sum of all such elementary loads, and we have

$$\text{total load} = \sum_{k=0}^{n-1} w(x_k^*)\Delta x$$

This formula, while it is exact, is not very useful since we do not know the values of the x_k^* s. By proceeding to the limit, however, $x_k^* \rightarrow x_k$ and we obtain the formula

$$\text{total load} = \int_0^l w(x)dx$$

Figure 8.51
Non-uniform
load on a beam.



Now the integral $\int_0^l w(x)dx$ is the area under the curve $y = w(x)$ between $x = 0$ and $x = l$, and by considering the graph of $w(x)$ shown in Figure 8.51 we see that this is W .

From the symmetry of the loading and the end conditions we see that the reactions at the supports at both ends are equal (to R , say). Then the vertical forces must balance for equilibrium, giving

$$2R = W$$

for equilibrium. To find the shear force F we have to consider the vertical equilibrium of the portion of the beam to the left of P . Thus

$$R + F = \text{load between A and P which is represented by the area under the graph between A and P}$$

Consideration of the areas under the graph of $y = w(x)$ for x shows that

$$R + F = \begin{cases} \frac{1}{2}x(4Wx/l^2) & 0 \leq x \leq l/2 \\ W - \frac{1}{2}(l-x)[4W(l-x)/l^2] & l/2 \leq x \leq l \end{cases}$$

This simplifies as

$$R + F = \begin{cases} 2Wx^2/l^2 & 0 \leq x \leq l/2 \\ W - 2W(l-x)^2/l^2 & l/2 \leq x \leq l \end{cases}$$

Thus

$$F = \begin{cases} 2Wx^2/l^2 - W/2 & 0 \leq x \leq l/2 \\ W/2 - 2W(l-x)^2/l^2 & l/2 \leq x \leq l \end{cases}$$

8.7.3 Exercises

94 Two hot-rodgers, Alan and Brian, compete in a drag race. Each accelerates at a constant rate from a standing start. Alan covers the last quarter of the course in 3 s, while Brian covers the last third in 4 s. Who wins and by what time margin?

95 Show that the area under the graph of the constant function $f(x) = 1$ between $x = a$ and $x = b$ ($a < b$) is given by $b - a$.

96 Show that the area under the graph of the linear function $f(x) = x$ between $x = a$ and $x = b$ ($a < b$) is given by $\frac{1}{2}(b^2 - a^2)$.

97 Draw the graph of the function $f(x) = 2x - 1$ for $-3 < x < 3$. By considering the area under the graph, evaluate the integral $\int_{-3}^3 (2x - 1) dx$.

98 Using n strips of equal width, show that the area under the graph $y = x^2$ between $x = 0$ and $x = c$ satisfies the inequality

$$h^3 \sum_{r=1}^{n-1} r^2 < \text{area} < h^3 \sum_{r=1}^n r^2$$

and deduce

$$(a) \int_0^c x^2 dx = \frac{1}{3}c^3 \quad (b) \int_a^b x^2 dx = \frac{1}{3}(b^3 - a^3)$$

$$(c) \int_a^b x^{1/2} dx = \frac{2}{3}(b^{3/2} - a^{3/2})$$

(Recall that $\sum_{r=1}^n r^2 = \frac{1}{6}n(n+1)(2n+1)$ (see Example 7.10).)

99 Using the method of Question 98 and the fact that

$$\sum_{r=1}^n r^3 = \frac{1}{4}n^2(n+1)^2$$

show that

$$\int_a^b x^3 dx = \frac{1}{4}(b^4 - a^4)$$

100 A cylinder of length l and diameter D is constructed such that the density of the material comprising it varies as the distance from the base. Show that the mass of the cylinder is given by

$$\int_0^l \frac{1}{4}KD^2\pi x dx$$

where K is a proportionality constant.

101 A beam of length l is freely hinged at both ends and carries a distributed load $w(x)$ where

$$w = \begin{cases} 4W/l & 0 \leq x \leq l/4 \\ 0 & l/4 < x \leq l \end{cases}$$

Find the shear force at a point on the beam.

102 A hemispherical vessel has internal radius 0.5 m. It is initially empty. Water flows in at a constant rate of 1 litre per second. Find an expression for the depth of the water after t seconds.

8.7.4 Definite and indefinite integrals

We have seen that the area under the graph $y = f(x)$ between $x = a$ and $x = b$ is given by the integral

$$\int_a^b f(x) dx$$

Clearly, this area depends on the values of a and b as well as on the function $f(x)$. Thus the integral of a function $f(x)$ may be regarded as a function of a and b . If we replace the number b by the variable x , we obtain a function, F say, that is the area under the graph between a and x , as shown in Figure 8.52. This type of integral is called an

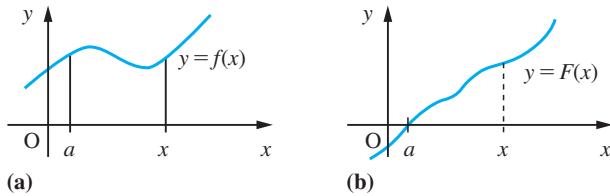


Figure 8.52 (a) Graph of $y = f(x)$. (b) Graph of $\int_a^x f(t)dt$.

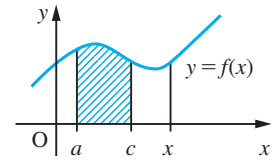


Figure 8.53

indefinite integral to distinguish it from integrals with fixed a and b , which are called **definite integrals**. We have defined F by the relation

$$F(x) = \int_a^x f(t)dt$$

Notice here that the dummy variable t , used as the integrator, is chosen to be different from the variable x on which the function F depends.

If a different lower limit is chosen, a different function is obtained, say G :

$$G(x) = \int_c^x f(t)dt$$

By interpreting an integral as the area under a curve, we see from Figure 8.53 that this new function differs from F only by a constant. This follows since

$$F(x) - G(x) = \int_a^x f(t)dt - \int_c^x f(t)dt = \int_a^c f(t)dt$$

which is a definite integral having a constant value representing the area under the graph between a and c , shown shaded in Figure 8.53.

For example, using the definition of an integral, we know (see Example 8.39) that

$$\int_a^b (t^2 - 1)dt = \frac{1}{3}(b^3 - a^3) - (b - a)$$

so that

$$\int_a^x (t^2 - 1)dt = \frac{1}{3}(x^3 - a^3) - (x - a) = \frac{1}{3}x^3 - x + (a - \frac{1}{3}a^3)$$

Giving a the values 1 and 2 leads to the two functions

$$F(x) = \int_1^x (t^2 - 1)dt = \frac{1}{3}x^3 - x + \frac{2}{3}$$

and

$$G(x) = \int_2^x (t^2 - 1)dt = \frac{1}{3}x^3 - x - \frac{2}{3}$$

In fact, all indefinite integrals of $f(x) = x^2 - 1$ are of the general form

$$\frac{1}{3}x^3 - x + \text{constant}$$

When the lower limit is not specified, we denote the indefinite integral by

$$\int f(x)dx \quad \text{or} \quad \int f(t)dt$$

and include the constant as an arbitrary **constant of integration**. Thus

$$\int (x^2 - 1)dx = \frac{1}{3}x^3 - x + c$$

where c is the arbitrary constant of integration.

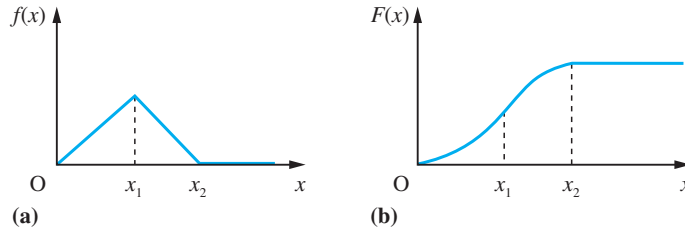
It is important to recognize that an indefinite integral is itself a function, while a definite integral is a number.

Figure 8.54

(a) Graph of $f(x)$.

(b) Graph of

$$F(x) = \int_0^x f(t)dt.$$



We noted in Section 8.2.4 that a function could only be differentiated at points where its graph had a unique tangent, and that, for example, the function represented by the graph of Figure 8.7(a), reproduced as Figure 8.54(a), is not differentiable at domain values $x = x_1$ and $x = x_2$. However, such functions are integrable, with the corresponding indefinite integrals being functions having ‘smooth’ graphs. For example, the graph of the indefinite integral $F(x)$ of the function $f(x)$ shown in Figure 8.54(a) has the form shown in Figure 8.54(b). For this reason, engineers often refer to integration as being a ‘smoothing’ process, and an integrator is frequently incorporated within a system design in order to ensure ‘smoother’ operation.

We can express definite integrals in terms of indefinite integrals. Thus

$$\int_a^b f(x)dx = g(b) - g(a) \quad \text{where} \quad g(x) = \int f(x)dx$$

This is often denoted by

$$\int_a^b f(x)dx = [g(x)]_a^b$$

a notation introduced by Fourier. Thus, for example,

$$\int_1^5 (x^2 - 1)dx = \left[\frac{1}{3}x^3 - x + c \right]_1^5 = \left[\frac{125}{3} - 5 + c \right] - \left[\frac{1}{3} - 1 + c \right] = 37\frac{1}{3}$$

When evaluating definite integrals, the constant of integration can be omitted, since it cancels out in the arithmetic.

8.7.5 The Fundamental Theorem of Calculus

From Questions 95, 96 and 98 (Exercises 8.7.3) we have

$$\int_a^b 1 \, dx = b - a, \quad \text{giving} \quad \int 1 \, dx = x + \text{constant}$$

$$\int_a^b x \, dx = \frac{1}{2}(b^2 - a^2), \quad \text{giving} \quad \int x \, dx = \frac{1}{2}x^2 + \text{constant}$$

$$\int_a^b x^2 \, dx = \frac{1}{3}(b^3 - a^3), \quad \text{giving} \quad \int x^2 \, dx = \frac{1}{3}x^3 + \text{constant}$$

The comparable results for differentiation are

$$\frac{d}{dx}(k) = 0 \quad k \text{ constant}$$

$$\frac{d}{dx}(x) = 1$$

$$\frac{d}{dx}(x^2) = 2x$$

Using the sum and constant multiplication rules for differentiation from Section 8.3.1,

$$\frac{d}{dx}[f(x) + k] = \frac{d}{dx}f(x) + \frac{d}{dx}(k) = \frac{d}{dx}f(x), \quad k \text{ constant}$$

$$\frac{d}{dx}[kf(x)] = k \frac{d}{dx}f(x)$$

the above results may be combined to give

$$\frac{d}{dx} \left(\int 1 \, dx \right) = \frac{d}{dx}(x + \text{constant}) = 1$$

$$\frac{d}{dx} \left(\int x \, dx \right) = x$$

$$\frac{d}{dx} \left(\int x^2 \, dx \right) = x^2$$

These results suggest a more general result:

The process of differentiation is the inverse of that of integration.

This conjecture is also supported by elementary applications of the processes. We obtained the distance travelled by an object by integrating its velocity function. We obtained the velocity of an object by differentiating its distance function. The general result is called the **Fundamental Theorem of Integral and Differential Calculus**, and may be stated in the form of the following theorem.

Theorem 8.1 The indefinite integral $F(x)$ of a continuous function $f(x)$ always possesses a derivative $F'(x)$, and, moreover, $F'(x) = f(x)$.

Proof The formula for $F(x)$ may be written as

$$F(x) = \int_a^x f(t)dt, \quad \text{where } a \text{ is a constant}$$

The quotient

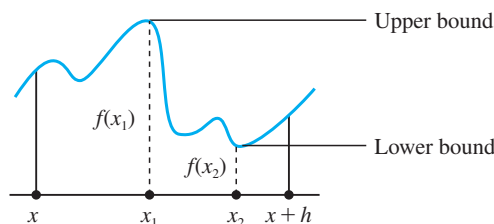
$$\frac{F(x+h) - F(x)}{h}$$

may be written in terms of $f(x)$ as

$$\frac{F(x+h) - F(x)}{h} = \frac{\int_a^{x+h} f(t)dt - \int_a^x f(t)dt}{h} = \frac{1}{h} \int_x^{x+h} f(t)dt$$

Consider the case when h is positive. The function $f(x)$ is continuous, and so it is bounded on $[x, x+h]$. Suppose it attains its upper bound at x_1 , as shown in Figure 8.55, and its lower bound at x_2 . Then by considering the area under the graph, we see that

Figure 8.55



$$hf(x_2) \leq \int_x^{x+h} f(t)dt \leq hf(x_1)$$

which implies that

$$f(x_2) \leq \frac{1}{h} \int_x^{x+h} f(t)dt \leq f(x_1)$$

or equivalently

$$f(x_2) \leq \frac{F(x+h) - F(x)}{h} \leq f(x_1)$$

As $h \rightarrow 0$, $x_2 \rightarrow x$ and $x_1 \rightarrow x$, and we obtain the result

$$F'(x) = f(x)$$

(The proof when h is negative is similar.)

end of theorem

This theorem is of fundamental importance, and is used repeatedly in practical problem-solving using calculus.

8.7.6 Exercise

103 Using the Fundamental Theorem of Integral and Differential Calculus, evaluate the following integrals:

(a) $\int x^6 dx$, noting that $\frac{d}{dx} x^7 = 7x^6$

(b) $\int e^{3x} dx$, noting that $\frac{d}{dx} e^{3x} = 3e^{3x}$

(c) $\int \sin 5x dx$, noting that $\frac{d}{dx} \cos 5x = -5 \sin 5x$

(d) $\int (2x + 1)^3 dx$, noting that $\frac{d}{dx} (2x + 1)^4 = 8(2x + 1)^3$

(e) $\int \sec^2 3x dx$, noting that $\frac{d}{dx} (\tan 3x) = 3 \sec^2 3x$

(f) $\int \frac{2}{x} dx$, noting that $\frac{d}{dx} \ln x = \frac{1}{x}$

(g) $\int \frac{3}{x^2} dx$, noting that $\frac{d}{dx} \left(\frac{1}{x} \right) = -\frac{1}{x^2}$

(h) $\int \cos 2x dx$, noting that $\frac{d}{dx} \sin 2x = 2 \cos 2x$

(i) $\int \sec 4x \tan 4x dx$, noting that $\frac{d}{dx} \sec 4x = 4 \sec 4x \tan 4x$

(j) $\int \sqrt{4x - 1} dx$, noting that $\frac{d}{dx} (4x - 1)^{3/2} = 6(4x - 1)^{1/2}$

8.8 Techniques of integration

In this section we consider some of the methods available for determining the integrals of functions. Again we shall concentrate on developing techniques, leaving problem-solving applications for later in both this chapter and the rest of the book. The technical process of obtaining integrals is much more complicated than that of obtaining derivatives. In the following sections the techniques for finding integrals are discussed, but these techniques are often interconnected. It is strongly recommended that the student works through the examples, line by line, to gain experience in using these techniques. The integrals of many functions cannot be expressed in terms of elementary functions and sometimes these integrals themselves define new functions. An example of this is the error function $\operatorname{erf}(x)$ defined by

$$\operatorname{erf}(x) = \frac{2}{\sqrt{\pi}} \int_0^x e^{-t^2} dt$$

This occurs in the analysis of heat transfer. A related function also occurs in applied statistics (see Section 13.5.3).

Figure 8.56
Some standard
integrals.

$f(x)$	$\int f(x)dx$ <i>Here c is a constant of integration</i>
$x^n \quad (n \neq -1)$	$\frac{x^{n+1}}{n+1} + c$
$\frac{1}{x}$	$\ln x + c \quad (x > 0)$ $\ln(-x) + c \quad (x < 0)$
$\sin x$	$-\cos x + c$
$\cos x$	$\sin x + c$
e^x	$e^x + c$
$\sec^2 x$	$\tan x + c$
$\frac{1}{\sqrt{1-x^2}}, x < 1$	$\sin^{-1} x + c$
$\frac{1}{1+x^2}$	$\tan^{-1} x + c$

8.8.1 Integration as antiderivative

Applying the Fundamental Theorem of Calculus to some of the standard derivatives deduced in Section 8.3, we deduce the integrals given in Figure 8.56. A more extensive list is given in the Appendices A1.3 and A1.4. Note that we have used the notation

$$\ln|x| = \begin{cases} \ln x, & x > 0 \\ \ln(-x), & x < 0 \end{cases}$$

To help extend the number of functions that can be integrated analytically, using the results of Figure 8.56, the following rules may be used.

Rule 1 (scalar-multiplication rule)

If k is a constant then

$$\int kf(x)dx = k \int f(x)dx$$

Rule 2 (sum rule)

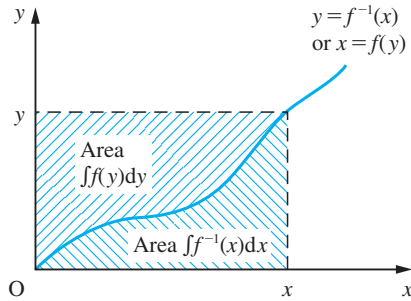
$$\int [f(x) \pm g(x)]dx = \int f(x)dx \pm \int g(x)dx$$

Rule 3 (linear composite rule)

If a and b are constants and $F'(x) = f(x)$ then

$$\int f(ax + b)dx = \frac{1}{a}F(ax + b) + \text{constant}, \quad a \neq 0$$

Figure 8.57
Illustration of
 $\int f^{-1}(x) dx =$
 $xy - \int f(y) dy$.



Rule 4 (inverse-function rule)

If $y = f^{-1}(x)$, so that $x = f(y)$, then

$$\int f^{-1}(x) dx = xy - \int f(y) dy$$

Rule 5 (integration by parts)

$$\int f(x)g'(x) dx = f(x)g(x) - \int f'(x)g(x) dx$$

Rule 6 (composite-function rule)

$$\int f'(g(x))g'(x) dx = f(g(x)) + \text{constant}$$

Rules 1–3 follow directly from the definition of an integral, while *Rule 4* may be demonstrated graphically, as illustrated in Figure 8.57. *Rules 5 and 6* are discussed in Sections 8.8.4 and 8.8.6.

Example 8.43

Find the indefinite integrals of

(a) $6x^4 + 4x - \frac{3}{x}$ (b) $(2-x)\sqrt{x}$ (c) $\sqrt{(5x+2)}$ (d) $\frac{x+1}{x}$

Solution (a) Using the scalar-multiplication and sum rules,

$$\begin{aligned} \int \left(6x^4 + 4x - \frac{3}{x} \right) dx &= 6 \int x^4 dx + 4 \int x dx - 3 \int \frac{1}{x} dx \\ &= \frac{6}{5}x^5 + 2x^2 - 3 \ln|x| + \text{constant} \end{aligned}$$

using the standard integrals of Figure 8.54.

(b) Looking at the function, we see that because it involves a square root, its domain is restricted to values of $x \geq 0$. Multiplying through the brackets and using the scalar-multiplication and sum rules, we have

$$\begin{aligned}\int (2-x)\sqrt{x} \, dx &= 2 \int x^{1/2} \, dx - \int x^{3/2} \, dx \\ &= \frac{4}{3}x^{3/2} - \frac{2}{5}x^{5/2} + \text{constant} \quad (x \geq 0)\end{aligned}$$

(c) Examining the function, we see in this case that its domain is restricted to values of x greater than or equal to $-\frac{2}{5}$. We note that the formula is the square root of a linear function, and so we use the linear composite rule to obtain its integral. Thus, since

$$\int \sqrt{x} \, dx = \frac{2}{3}x^{3/2} + \text{constant}$$

we obtain

$$\begin{aligned}\int \sqrt{5x+2} \, dx &= \frac{1}{5} \left[\frac{2}{3}(5x+2)^{3/2} \right] + \text{constant} \\ &= \frac{2}{15}(5x+2)^{3/2} + \text{constant} \quad (x \geq -\frac{2}{5})\end{aligned}$$

(d) In this case we see that the function is defined except at $x = 0$. Expressing $(x+1)/x$ as $1 + 1/x$ and using the sum rule, we obtain

$$\begin{aligned}\int \frac{x+1}{x} \, dx &= \int \left(1 + \frac{1}{x} \right) \, dx = \int 1 \, dx + \int \frac{1}{x} \, dx \\ &= \begin{cases} x + \ln x + \text{constant} & (x > 0) \\ x + \ln(-x) + \text{constant} & (x < 0) \end{cases} \\ &= x + \ln |x| + \text{constant}\end{aligned}$$

Example 8.44

Evaluate the definite integrals

$$(a) \int_1^2 (x^4 + 6x^2 - 4) \, dx \quad (b) \int_1^2 \frac{(x^2 - 1)^2}{x^2} \, dx$$

$$(c) \int_{-2}^4 4e^x \, dx \quad (d) \int_0^{\pi/6} (\cos 3x + 2 \sin 3x) \, dx$$

Solution (a) Integrating each term in the integrand separately and then summing we have

$$\begin{aligned}\int_1^2 (x^4 + 6x^2 - 4) \, dx &= \left[\frac{1}{5}x^5 + 2x^3 - 4x \right]_1^2 \\ &= \left[\frac{32}{5} + 2.8 - 4.2 \right] - \left[\frac{1}{5} + 2 - 4 \right] \\ &= 16\frac{1}{5}\end{aligned}$$

(b) Expanding the integrand and then integrating term by term we obtain

$$\begin{aligned}\int_1^2 \frac{(x^2 - 1)^2}{x^2} dx &= \int_1^2 \frac{x^4 - 2x^2 + 1}{x^2} dx \\ &= \int_1^2 \left(x^2 - 2 + \frac{1}{x^2} \right) dx \\ &= \left[\frac{1}{3}x^3 - 2x - \frac{1}{x} \right]_1^2 \\ &= \left[\frac{8}{3} - 4 - \frac{1}{2} \right] - \left[\frac{1}{3} - 2 - 1 \right] = \frac{5}{6}\end{aligned}$$

$$\begin{aligned}\text{(c)} \int_{-2}^4 4e^x dx &= [4e^x]_{-2}^4 \quad \text{since} \quad \frac{d}{dx}(e^x) = e^x \\ &= 4(e^4 - e^{-2})\end{aligned}$$

$$\begin{aligned}\text{(d)} \int_0^{\pi/6} (\cos 3x + 2 \sin 3x) dx &= \left[\frac{1}{3} \sin 3x - \frac{2}{3} \cos 3x \right]_0^{\pi/6} \\ &= \left[\frac{1}{3} \sin \frac{\pi}{2} - \frac{2}{3} \cos \frac{\pi}{2} \right] - \left[\frac{1}{3} \sin 0 - \frac{2}{3} \cos 0 \right] \\ &= \frac{1}{3} + \frac{2}{3} = 1\end{aligned}$$

Example 8.45

Using the inverse-function rule, obtain the integrals of

(a) $\sin^{-1}x$ (b) $\ln x$

Solution (a) If $y = \sin^{-1}x$ then $x = \sin y$ and

$$\begin{aligned}\int \sin^{-1}x dx &= xy - \int \sin y dy \\ &= xy + \cos y + \text{constant}\end{aligned}$$

which, on using the identity $\sin^2y + \cos^2y = 1$, gives

$$\int \sin^{-1}x dx = x \sin^{-1}x + \sqrt{1 - x^2} + \text{constant}$$

since $\cos y \geq 0$ on the domain of $\sin^{-1}x$.

(b) If $y = \ln x$ then $x = e^y$, and

$$\begin{aligned}\int \ln x dx &= xy - \int e^y dy = xy - e^y + \text{constant} \\ &= x \ln x - x + \text{constant}\end{aligned}$$

since $e^{\ln x} = x$.



MATLAB's Symbolic Math Toolbox can evaluate both indefinite and definite integrals. If $y = f(x)$ then the MATLAB command `int(y)` returns the indefinite integral of $f(x)$, provided it exists in closed form. (Symbolic integration is more difficult than symbolic differentiation and difficulties can arise in computing the integral.) Thus in MATLAB the indefinite integral of $y = f(x)$ is returned using the commands

```
syms x y
y = f(x); int(y)
```

To determine the definite integral of $y = f(x)$ from $x = a$ to $x = b$ the last command is replaced by

```
int(y, a, b)
```

Note that MATLAB does not supply a constant of integration when evaluating indefinite integrals. To illustrate, we consider Examples 8.43(a) and (c). For Example 8.43(a) the commands

```
syms x y
y = 6*x^4 + 4*x - 3/x;
int(y);
```

return the integral as

$$6/5x^5 + 2x^2 - 3\log(x)$$

For Example 8.43(c) the commands

```
syms x y
y = sqrt(5*x + 2);
int(y);
pretty(ans)
```

return the integral as

$$\frac{2}{15} (5x + 2)^{(3/2)}$$

For practice, check the answers to Examples 8.43(b) and (d) using MATLAB.

Example 8.46

Evaluate the following integrals encountered earlier in Section 8.7.2:

$$(a) \int_0^6 \frac{4}{9} (6 - h)^2 dh \quad (b) \int_0^{10} 3\sqrt{10(p_0 + 10g - gy)} \sqrt{y} dy$$

Solution (a) Notice first of all that the label used for the integrating variable in a **definite** integral does not affect the value of the integral. It is a dummy variable. Thus

$$\int_0^6 \frac{4}{9} (6 - h)^2 dh = \int_0^6 \frac{4}{9} (6 - x)^2 dx$$

Expanding the integrand, we have

$$\begin{aligned} \int_0^6 \frac{4}{9} (6 - x)^2 dx &= \int_0^6 \frac{4}{9} (36 - 12x + x^2) dx = \frac{4}{9} [36x - 6x^2 + \frac{1}{3}x^3]_0^6 \\ &= \frac{4}{9} [36 \times 6 - 6 \times 36 + \frac{1}{3} \times 216] - \frac{4}{9} [0] \\ &= \frac{4}{9} [72] = 32 \end{aligned}$$

as predicted in Example 8.40.

$$\begin{aligned} \text{(b)} \int_0^{10} 3\sqrt{10}(p_0 + 10g - gy)\sqrt{(y)} dy &= 3\sqrt{10} \int_0^{10} [(p_0 + 10g)y^{1/2} - gy^{3/2}] dy \\ &= 3\sqrt{10} [\frac{2}{3}(p_0 + 10g)y^{3/2} - \frac{2}{5}gy^{5/2}]_0^{10} \\ &= 3\sqrt{10} [\frac{2}{3}(p_0 + 10g)10^{3/2} - \frac{2}{5}g10^{5/2}] - 0 \\ &= 200p_0 + 800g \end{aligned}$$

as predicted in Example 8.41.

Example 8.47

(a) An object moves along a straight line. Its displacement from its initial position is $s(t)$. Show that its velocity $v(t)$ is given by $s'(t)$. The acceleration of the object is $a(t)$. Show that

$$v(t) = v(0) + \int_0^t a(t) dt$$

and deduce that $a(t) = s''(t)$.

(b) A ball-bearing travels along a track with velocity $v(t)$ ms^{-1} given by the function

$$v(t) = 8 - 0.5t^2$$

where t is the time in seconds. Calculate the exact distance travelled by the ball-bearing over the time periods $(0, 4)$ and $(4, 5)$. Obtain also the formula for the acceleration of the ball bearing at time t .

Solution (a) Velocity is defined as the rate of change of displacement, so that in the time interval $(t, t + \Delta t)$, the rate of change is $\frac{s(t + \Delta t) - s(t)}{\Delta t}$. This is the average rate of change over the time interval. The instantaneous rate of change at time t , the velocity, is given by the limit $\Delta t \rightarrow 0$. That is,

$$v(t) = \lim_{\Delta t \rightarrow 0} \frac{s(t + \Delta t) - s(t)}{\Delta t} = s'(t)$$

from the definition of a derivative.

In the same way, the acceleration $a(t)$ at time t is given by the instantaneous rate of change of velocity $v(t)$

$$a(t) = \lim_{\Delta t \rightarrow 0} \frac{v(t + \Delta t) - v(t)}{\Delta t} = v'(t)$$

By the Fundamental Theorem of Calculus, we have

$$v(t) = v(0) + \int_0^t a(t) dt$$

(b) The distance $s(t)$ m travelled by the ball-bearing after t seconds satisfies the differential equation

$$\frac{ds}{dt} = v(t)$$

Thus the distance travelled over the time period $(0, 4)$ is

$$\begin{aligned} s(4) - s(0) &= \int_0^4 (8 - \frac{1}{2}t^2) dt = [8t - \frac{1}{6}t^3]_0^4 \\ &= 32 - \frac{1}{6}(64) = 21\frac{1}{3} \end{aligned}$$

so the distance travelled is $21\frac{1}{3}$ m.

The distance travelled over the time interval $(4, 5)$ is given by

$$s(5) - s(4) = \int_4^5 (8 - \frac{1}{2}t^2) dt = [8t - \frac{1}{6}t^3]_4^5 = -\frac{13}{6}$$

so the distance travelled is $2\frac{1}{6}$ m in the opposite direction.

Example 8.48

Find the definite integrals

$$\begin{aligned} \text{(a)} \int_0^1 \frac{dx}{\sqrt{3-x^2}} & \quad \text{(b)} \int_0^2 \frac{dx}{\sqrt{3+2x-x^2}} \\ \text{(c)} \int_0^2 \frac{dx}{4+x^2} & \quad \text{(d)} \int_{-5}^5 \frac{dx}{x^2+10x+50} \end{aligned}$$

Solution (a) Here we use the standard integral $\int \frac{dx}{\sqrt{1-x^2}} = \sin^{-1} x + c$.

Rewriting the integrand we have $\frac{1}{\sqrt{3}} \int \frac{dx}{\sqrt{1 - \left(\frac{x}{\sqrt{3}}\right)^2}}$.

Then using the linear composite rule with $a = \frac{1}{\sqrt{3}}$ we deduce that

$$\int_0^1 \frac{dx}{\sqrt{(3-x^2)}} = \left[\frac{1}{\sqrt{3}} \sin^{-1} \left(\frac{x}{\sqrt{3}} \right) \right]_0^1 = \sin^{-1} \left(\frac{1}{\sqrt{3}} \right) = \frac{\pi}{3}$$

(b) Rewriting the integrand and using the linear composite rule again:

$$\begin{aligned} \int_0^2 \frac{1}{\sqrt{(3+2x-x^2)}} dx &= \int_0^2 \frac{1}{\sqrt{4-(x-1)^2}} dx \\ &= \frac{1}{2} \int_0^2 \frac{1}{\sqrt{1-\left(\frac{x-1}{2}\right)^2}} dx \\ &= \left[\frac{1}{2} \times 2 \sin^{-1} \left(\frac{x-1}{2} \right) \right]_0^2 \\ &= \sin^{-1} \left(\frac{1}{2} \right) - \sin^{-1} \left(-\frac{1}{2} \right) = \frac{\pi}{3} \end{aligned}$$

(c) Here we recall $\int \frac{1}{1+x^2} dx = \tan^{-1} x + c$.

Rewriting the integrand we have

$$\int_0^2 \frac{dx}{4+x^2} = \frac{1}{4} \int_0^2 \frac{dx}{1+\left(\frac{x}{2}\right)^2} = \frac{1}{4} \left[2 \tan^{-1} \left(\frac{x}{2} \right) \right]_0^2$$

using the linear composite-function rule. Thus

$$\int_0^2 \frac{dx}{4+x^2} = \frac{1}{2} \tan^{-1} 1 = \frac{\pi}{8}$$

(d) Rewriting the integrand we have

$$\begin{aligned} \int_{-5}^5 \frac{1}{x^2+10x+50} dx &= \int_{-5}^5 \frac{1}{(x+5)^2+5^2} dx \\ &= \frac{1}{25} \int_{-5}^5 \frac{1}{1+\left(\frac{x}{5}+1\right)^2} dx \\ &= \frac{1}{25} [5 \tan^{-1}(\frac{x}{5}+1)]_{-5}^5 \\ &= \frac{1}{5} [\tan^{-1} 2 - \tan^{-1} 0] = \frac{1}{5} \tan^{-1} 2 \end{aligned}$$

Comment From these examples we can deduce two more standard integrals:

$$\begin{aligned} \int \frac{dx}{\sqrt{(a^2-x^2)}} &= \sin^{-1} \frac{x}{a} + c \\ \int \frac{dx}{a^2+x^2} &= \frac{1}{a} \tan^{-1} \frac{x}{a} + c \end{aligned}$$

8.8.2 Integration of piecewise-continuous functions

In addition to the rules given earlier, two further results follow immediately from the basic definition of an integral. These are

$$\int_a^b f(x)dx = -\int_b^a f(x)dx$$

and

$$\int_a^b f(x)dx = \int_a^c f(x)dx + \int_c^b f(x)dx$$

(Thus we may break the interval $[a, b]$ into convenient subintervals if the function is defined piecewise, as illustrated in Example 8.49.)

Example 8.49

Evaluate

$$(a) \int_{-1}^2 |x|dx \quad (b) \int_0^{10} H(x-5)dx$$

where H is the Heaviside step function given by (2.45).

Solution The areas involved are illustrated in Figure 8.58.

(a) Since

$$|x| = \begin{cases} -x & (x \leq 0) \\ x & (x \geq 0) \end{cases}$$

we split the integral at $x = 0$ and write

$$\int_{-1}^2 |x|dx = \int_{-1}^0 -x dx + \int_0^2 x dx = \left[-\frac{1}{2}x^2\right]_{-1}^0 + \left[\frac{1}{2}x^2\right]_0^2 = \frac{5}{2}$$

(b) Since $H(x-5)$ has a discontinuity at $x = 5$, we write

$$\int_0^{10} H(x-5)dx = \int_0^5 H(x-5)dx + \int_5^{10} H(x-5)dx = \int_0^5 0 dx + \int_5^{10} 1 dx = 5$$

These results can be readily confirmed by inspection of the relevant areas.

Figure 8.58

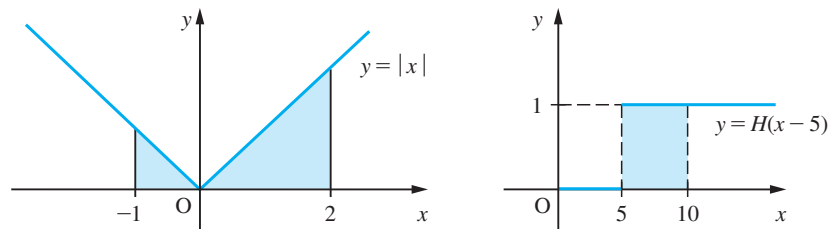
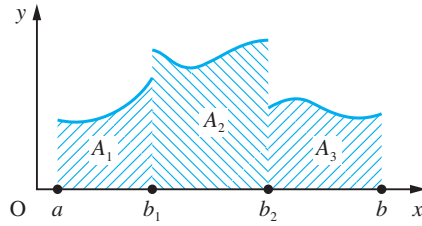


Figure 8.59
Piecewise-continuous
function.



We see from this last example that it is sometimes possible to integrate functions even if they have discontinuities. This is possible provided that there are only a finite number of finite discontinuities within the domain of integration and that elsewhere the function is continuous and bounded. To illustrate this, consider the function $f(x)$ illustrated in Figure 8.59 where

$$y = f(x) = \begin{cases} f_1(x) & (a \leq x < b_1) \\ f_2(x) & (b_1 < x < b_2) \\ f_3(x) & (b_2 < x \leq b) \end{cases}$$

Such a function is called a **piecewise-continuous function**. Interpreting the integral as the area under the curve, we have

$$\int_a^b f(x)dx = A_1 + A_2 + A_3$$

but in this case we interpret the individual areas as

$$\int_a^b f(x)dx = \int_a^{b_1^-} f_1(x)dx + \int_{b_1^+}^{b_2^-} f_2(x)dx + \int_{b_2^+}^b f_3(x)dx$$

where, as before, b_1^- signifies approaching b_1 from the left and b_1^+ signifies approaching b_1 from the right (see Section 7.8.1). It is in this sense that we evaluated $\int_0^{10} H(x-5)dx$ in Example 8.49, and – strictly speaking – we should have written

$$\int_0^{10} H(x-5)dx = \int_0^{5^-} H(x-5)dx + \int_{5^+}^{10} H(x-5)dx$$

and, since

$$H(x-5) = \begin{cases} 0 & (x < 5) \\ 1 & (x \geq 5) \end{cases}$$

$$\int_0^{10} H(x-5)dx = \int_0^{5^-} 0 dx + \int_{5^+}^{10} 1 dx = 5$$



Considering Example 8.49(a) the commands

```
syms x y
y = abs(x);
int(y, -1, 2)
```

return the answer $5/2$

and, for Example 8.49(b), the commands

```
syms x y
y = sym(heaviside(x - 5))
int(y, 0, 10)
```

return the answer 5

Example 8.50

As shown in Example 8.7, the bending moment M and shear force F acting in a beam satisfy the differential equation

$$F = \frac{dM}{dx}$$

In Example 8.42, we showed that for a continuously non-uniformly loaded beam which is freely hinged at both ends the shear force F is given by

$$F(x) = \begin{cases} 2Wx^2/l^2 - W/2 & 0 \leq x \leq l/2 \\ W/2 - 2W(l-x)^2/l^2 & l/2 \leq x \leq l \end{cases}$$

Given that $M = 0$ at $x = 0$, find an expression for $M(x)$ at a general point.

Solution Since $\frac{dM}{dx} = F(x)$ with $M(0) = 0$ we deduce by the Fundamental Theorem

$$M(x) = \int_0^x F(t) dt$$

In evaluating this integral we have to remember that $F(x)$ is defined separately on $(0, l/2)$ and $(l/2, l)$.

For $x < l/2$, we have

$$M(x) = \int_0^x (2Wt^2/l^2 - W/2) dt$$

For $x > l/2$, we have

$$M(x) = \int_0^{l/2} (2Wt^2/l^2 - W/2) dt + \int_{l/2}^x (W/2 - 2W(l-t)^2/l^2) dt$$

Thus

$$M(x) = \begin{cases} \frac{Wx}{6l^2}(4x^2 - 3l^2) & 0 \leq x \leq l/2 \\ \frac{W(l-x)}{6l^2}(4(l-x)^2 - 3l^2) & l/2 \leq x \leq l \end{cases}$$

8.8.3 Exercises



Check your answers using MATLAB whenever possible.

104 Find the indefinite integrals of

(a) $3x^{2/3}$

(b) $\sqrt{(2x)}$

(c) $2x^3 - 2x^2 + \frac{1}{x} - 2$

(d) $2e^x + 3 \cos 2x$

(e) $x^2 + 3e^x - \frac{1}{x^2}$

(f) $(2x + 1)^3$

(g) $(1 - 2x)^{1/3}$

(h) $(2x^2 + 1)^3$

(i) $\cos(2x + 1)$

(j) 2^x (Hint: $2 = e^{\ln 2}$)

105 Evaluate the definite integrals

(a) $\int_2^3 \frac{x \, dx}{\sqrt{(x+1)}}$

(b) $\int_0^1 x(x-1)^{11} dx$

(c) $\int_1^2 \left(x^{3/2} - \frac{1}{x^2} \right) dx$

(d) $\int_0^{\pi/2} \sin x \, dx$

(e) $\int_0^2 \frac{dx}{\sqrt{(3+2x-x^2)}}$

(Hint: Replace the x in (a) by $(x+1) - 1$ and in (b) by $(x-1) + 1$.)

106 Find the indefinite integrals of

(a) x^{-2}

(b) $(x+1)^{-1/3}$

(c) $\frac{4x^3 - 7x^2 + 1}{x^2}$

(d) $\sin x + \cos x$

(e) $\frac{1}{9 - 16x^2}$

(f) $\frac{1}{\sqrt{(2x-x^2)}}$

(g) $\frac{1}{\sqrt{(1-9x^2)}}$

(h) $\frac{1}{\sqrt{(4-x^2)}}$

(i) $\frac{1}{\sqrt{(1-x-x^2)}}$

(j) $\frac{1}{\sqrt{[x(1-x)]}}$

(k) $\frac{1}{\sqrt{(5+4x-x^3)}}$

(l) $\frac{1}{x^2 + 6x + 13}$

107 Evaluate

(a) $\int_0^3 |x-2| dx$

(b) $\int_0^5 (x-2)H(x-2) dx$

(c) $\int_0^3 [x] dx$

(d) $\int_0^3 \text{FRACPT}(x) dx$

(e) $\int_0^3 x[x] dx$

108 The function $f(x)$ is periodic with period 1 and is defined on $[0, 1]$ by

$$f(x) = 1 \quad 0 \leq x < \frac{1}{2}$$

$$f(x) = -1 \quad \frac{1}{2} \leq x < 1$$

Sketch its graph and obtain the graph of

$$g(x) = \int_0^x f(t) dt$$

for $-4 \leq x \leq 4$. Show that $g(x)$ is a periodic function of period 1.

109 Draw the graph of the function $f(x)$ defined by

$$f(x) = \int_0^x \sin^{-1}(\sin t) dt$$

for $-2\pi < x < 2\pi$ (see Example 2.51).

8.8.4 Integration by parts

The product rule for differentiation

$$\frac{d}{dx}(uv) = \frac{du}{dx}v + u\frac{dv}{dx}$$

may also be used for integration after a little rearrangement. From the above we have

$$u\frac{dv}{dx} = \frac{d}{dx}(uv) - v\frac{du}{dx}$$

and on integrating we have

$$\int u\frac{dv}{dx}dx = uv - \int v\frac{du}{dx}dx$$

We may use this result to determine an integral when the integrand is the product of the two functions. The method is called **integration by parts**. The procedure is to choose one term of the product to be u and the other to be dv/dx . We then calculate du/dx and v , and the hope is that the resulting integral on the right-hand side is easier than the one we started with. We shall illustrate the method with a few examples.

Example 8.51

Find the indefinite integrals of

- (a) $x \ln x$ (b) $x^2 \cos x$ (c) $e^x \sin 2x$

Solution (a) With this integral, we set

$$u = \ln x \quad \text{and} \quad \frac{dv}{dx} = x$$

giving

$$\frac{du}{dx} = \frac{1}{x} \quad \text{and} \quad v = \frac{1}{2}x^2$$

Note: There is no need to introduce a constant of integration when determining v . Substituting in the formula for integration by parts gives

$$\begin{array}{ccccc} dv/dx & u & v & u & v & du/dx \\ \downarrow & \downarrow & \downarrow & \downarrow & \downarrow & \downarrow \end{array}$$

$$\begin{aligned} \int x \ln x \, dx &= \left(\frac{1}{2}x^2\right) \ln x - \int \left(\frac{1}{2}x^2\right) \left(\frac{1}{x}\right) dx = \frac{1}{2}x^2 \ln x - \int \frac{1}{2}x \, dx \\ &= \frac{1}{2}x^2 \ln x - \frac{1}{4}x^2 + \text{constant} \end{aligned}$$

(b) Since differentiation reduces the squared term to a linear one, leading to some simplification, we choose

$$u = x^2 \quad \text{and} \quad \frac{dv}{dx} = \cos x$$

so that

$$\frac{du}{dx} = 2x \quad \text{and} \quad v = \sin x$$

Integration by parts then gives

$$\begin{array}{ccccc} u & dv/dx & u & v & v & du/dx \\ \downarrow & \downarrow & \downarrow & \downarrow & \downarrow & \downarrow \\ \int x^2 \cos x \, dx & = & x^2(\sin x) & - & \int (\sin x)(2x) \, dx & = x^2 \sin x - 2 \int x \sin x \, dx \end{array}$$

We now apply the same technique to the last integral, taking

$$u = x \quad \text{and} \quad \frac{dv}{dx} = \sin x$$

to give

$$\int x \sin x \, dx = (x)(-\cos x) - \int (-\cos x)(1) \, dx = -x \cos x + \sin x + \text{constant}$$

Substituting back gives

$$\begin{aligned} \int x^2 \cos x \, dx &= x^2 \sin x - 2(-x \cos x + \sin x) + \text{constant} \\ &= x^2 \sin x - 2 \sin x + 2x \cos x + \text{constant} \end{aligned}$$

(c) In this case it is not obvious that any choice of u and v will result in a simpler integral. Setting

$$u = \sin 2x \quad \text{and} \quad \frac{dv}{dx} = e^x$$

(only because integrating $\sin 2x$ will mean dividing by 2 and getting clumsy fractions!) gives

$$\frac{du}{dx} = 2 \cos 2x \quad \text{and} \quad v = e^x$$

Integration by parts then gives

$$\begin{aligned}\int e^x \sin 2x \, dx &= e^x \sin 2x - \int e^x (2 \cos 2x) \, dx \\ &= e^x \sin 2x - 2 \int e^x \cos 2x \, dx\end{aligned}$$

which has produced no simplification at all. We repeat the process, however, on the last integral, taking care to integrate the part we integrated the first time and to differentiate the part we differentiated the first time. Thus we take

$$u = \cos 2x \quad \text{and} \quad \frac{dv}{dx} = e^x$$

giving

$$\begin{aligned}\int e^x \cos 2x \, dx &= e^x \cos 2x - \int e^x (-2 \sin 2x) \, dx \\ &= e^x \cos 2x + 2 \int e^x \sin 2x \, dx\end{aligned}$$

Substituting in the previous expression, we obtain

$$\int e^x \sin 2x \, dx = e^x \sin 2x - 2 \left(e^x \cos 2x + 2 \int e^x \sin 2x \, dx \right)$$

Hence

$$5 \int e^x \sin 2x \, dx = e^x (\sin 2x - 2 \cos 2x)$$

so

$$\int e^x \sin 2x \, dx = \frac{1}{5} e^x (\sin 2x - 2 \cos 2x) + \text{constant}$$



For Example 8.51(b) the MATLAB commands

```
syms x y
y = (x^2)*cos(x); int(y); pretty(ans)
```

return the integral as $x^2 \sin(x) - 2 \sin(x) + 2x \cos(x)$, which checks with the given solution.

For practice, check the answers to Examples 8.49(a) and (c) using MATLAB.

8.8.5 Exercises



Check your answers using MATLAB whenever possible

110 Use integration by parts to find the indefinite integrals of

- (a) $x \sin x$ (b) xe^{3x} (c) $x^3 \ln x$
 (d) $e^{-2x} \sin 3x$ (e) $x \tan^{-1} x$ (f) $x \cos 2x$

$$(a) \int_0^{\pi/2} x^2 \sin x \, dx$$

$$(b) \int_1^3 x^2 \ln x \, dx$$

111 Using integration by parts, evaluate the definite integrals

$$(c) \int_0^1 xe^{3x} \, dx$$

8.8.6 Integration using the general composite rule

The composite-function rule for differentiation

$$\frac{d}{dx} [f(g(x))] = f'(g(x))g'(x)$$

can be used to evaluate some integrals. Reversing the differentiation process, we may write

$$\int f'(g(x))g'(x) \, dx = f(g(x)) + \text{constant}$$

The key step here is identifying the function $g(x)$. This will not be unique: different choices of $g(x)$ may differ by a constant. To make the process of manipulation easier to follow, it is usual to set $t = g(x)$, so that the integral becomes

$$\begin{aligned} \int f'(g(x))g'(x) \, dx &= \int f'(t) \frac{dt}{dx} \, dx = \int f'(t) \, dt = f(t) + \text{constant} \\ &= f(g(x)) + \text{constant} \quad (\text{on back substitution}) \end{aligned}$$

which is the composite-function rule for integration.

This technique for evaluating integrals is called the **substitution method**; we shall illustrate its use with a number of examples.

Example 8.52

Find the indefinite integrals

$$(a) \int 2x\sqrt{x^2 + 3} \, dx \quad (b) \int \frac{x + 1}{x^2 + 2x + 2} \, dx$$

Solution (a) Comparison with the general form above suggests that we take

$$g(x) = x^2 + 3, \quad \text{with } g'(x) = 2x$$

Setting $t = x^2 + 3$ so that $\frac{dt}{dx} = 2x$, the integral becomes

$$\begin{aligned} \int 2x\sqrt{(x^2 + 3)}dx &= \int \frac{dt}{dx}\sqrt{t}dx = \int t^{1/2}dt \\ &= \frac{2}{3}t^{3/2} + \text{constant} = \frac{2}{3}(x^2 + 3)^{3/2} + \text{constant} \end{aligned}$$

(b) Comparison with the general form suggests that we choose

$$g(x) = x^2 + 2x + 2, \quad \text{with } g'(x) = 2x + 2$$

This necessitates a slight modification of the integral giving

$$\int \frac{x+1}{x^2+2x+2}dx = \frac{1}{2} \int \frac{2x+2}{x^2+2x+2}dx = \frac{1}{2} \int \frac{1}{t}dt$$

where $t = x^2 + 2x + 2$ and $dt = (2x + 2)dx$. Thus

$$\int \frac{x+1}{x^2+2x+2}dx = \frac{1}{2} \ln t + \text{constant} = \frac{1}{2} \ln(x^2 + 2x + 2) + \text{constant}$$

Comment

This example is a special case of a commonly occurring form when the integrand can be written as

$$\frac{\text{derivative of denominator}}{\text{denominator}}$$

so that the integral is the logarithm of the denominator.

8.8.7 Exercises

112 Use the composite-function rule to integrate the following functions:

(a) $x\sqrt{1+x^2}$ (b) $\cos x \sin^3 x$ (c) $\frac{x}{(1+x^2)^2}$

(d) $\frac{x}{\sqrt{(x^2-1)}}$ (e) $\frac{2x+3}{x^2+3x+2}$ (f) $\sin^3 x \cos^5 x$

(g) $\frac{x}{(1+x^2)^2}$ (h) $\frac{x}{\sqrt{(4-x^2)}}$

113 Find the values of the constants a and b such that

$$\frac{3x+2}{x^2+2x+5} = \frac{a(2x+2)}{x^2+2x+5} + \frac{b}{x^2+2x+5}$$

and hence find its integral. (Note that $(d/dx)(x^2 + 2x + 5) = 2x + 2$.)

114 Use the technique of Question 113 to integrate

(a) $\frac{x+1}{x^2+4x+5}$

(b) $\frac{2x + 3}{\sqrt{(5 + 4x - x^2)}}$

(c) $\frac{\sin x}{\sin x + \cos x}$

115 Evaluate the following definite integrals with the given substitution:

(a) $\int_{1/6}^{1/2} \frac{dx}{(5 + 6x)^3}$, with $u = 5 + 6x$

(b) $\int_0^{\sqrt{3}} \frac{\tan^{-1}x}{1 + x^2} dx$, with $u = \tan^{-1}x$

(c) $\int_4^9 \frac{dx}{(\sqrt{x} - 1)\sqrt{x}}$, with $u = \sqrt{x} - 1$

(d) $\int_1^4 \frac{e^{\sqrt{x}}}{\sqrt{x}} dx$, with $u = \sqrt{x}$

116 Show that

$$\int f(x)dx = xf(x) - \int xf'(x)dx$$

Use this result to integrate

(a) $\sin^{-1}x$ (b) $\ln x$ (c) $\cosh^{-1}x$ (d) $\tan^{-1}x$

8.8.8 Integration using partial fractions

In this section, we consider the use of partial fractions in evaluating integrals of rational functions. Partial fractions, discussed earlier in Section 2.5.1, are so frequently used to evaluate such integrals that one talks of the **partial fraction method of integration**.

Example 8.53

Using partial fractions, evaluate the integrals

(a) $\int \frac{6}{x^2 - 2x - 8} dx$ (b) $\int \frac{9}{(x-1)(x+2)^2} dx$ (c) $\int_0^6 \frac{1}{x^2 + 5x + 6} dx$

Solution (a) Factorizing the denominator as $x^2 - 2x - 8 = (x + 2)(x - 4)$, we can express the integrand in terms of its partial fractions:

$$\frac{6}{x^2 - 2x - 8} = \frac{6}{(x + 2)(x - 4)} = \frac{-1}{x + 2} + \frac{1}{x - 4}$$

Thus

$$\begin{aligned} \int \frac{6}{x^2 - 2x - 8} dx &= \int \frac{-1}{x + 2} dx + \int \frac{1}{x - 4} dx \\ &= -\ln|x + 2| + \ln|x - 4| + \text{constant} \\ &= \ln \left| \frac{x - 4}{x + 2} \right| + \text{constant} \end{aligned}$$

(b) In partial fractions we have

$$\frac{9}{(x-1)(x+2)^2} = \frac{1}{x-1} + \frac{-1}{x+2} + \frac{-3}{(x+2)^2}$$

Then

$$\begin{aligned}\int \frac{9}{(x-1)(x+2)^2} dx &= \int \frac{1}{x-1} dx - \int \frac{1}{x+2} dx - \int \frac{3}{(x+2)^2} dx \\ &= \ln|x-1| - \ln|x+2| + 3(x+2)^{-1} + \text{constant} \\ &= \ln \left| \frac{x-1}{x+2} \right| + \frac{3}{x+2} + \text{constant}\end{aligned}$$

(c) In partial fractions we have

$$\frac{1}{x^2 + 5x + 6} = \frac{1}{x+2} - \frac{1}{x+3}$$

so that

$$\begin{aligned}\int_0^6 \frac{1}{x^2 + 5x + 6} dx &= \int_0^6 \left[\frac{1}{x+2} - \frac{1}{x+3} \right] dx \\ &= [\ln(x+2) - \ln(x+3)]_0^6 \\ &= \ln\left(\frac{8}{2}\right) - \ln\left(\frac{9}{3}\right) = \ln 4 - \ln 3 = \ln\left(\frac{4}{3}\right)\end{aligned}$$

When the rational function has an irreducible quadratic factor we make use of the integral

$$\int \frac{1}{a^2 + x^2} dx = \frac{1}{a} \tan^{-1}\left(\frac{x}{a}\right) + c$$

as illustrated in Example 8.54.

Example 8.54

Find the indefinite integrals of

$$(a) \frac{1}{x^2 - 10x + 50} \quad (b) \frac{1}{(x+1)(x^2 + 2x + 2)} \quad (c) \frac{3x^2}{(x-1)(x+2)}$$

Solution (a) The denominator here is an irreducible quadratic:

$$\int \frac{1}{x^2 - 10x + 50} dx = \int \frac{1}{(x-5)^2 + 5^2} dx$$

Using the standard form above, we have

$$\int \frac{1}{x^2 - 10x + 50} dx = \frac{1}{5} \tan^{-1}\left(\frac{x-5}{5}\right) + c$$

(b) Expressing the integrand as partial fractions we have

$$\frac{1}{(x+1)(x^2 + 2x + 2)} \equiv \frac{A}{x+1} + \frac{Bx + C}{x^2 + 2x + 2}$$

$$\text{or } 1 \equiv A(x^2 + 2x + 2) + (x + 1)(Bx + C)$$

$$\text{Setting } x = -1 \text{ gives } 1 = A$$

$$\text{Setting } x = 0 \text{ gives } 1 = 2A + C \text{ giving } C = -1$$

$$\text{Setting } x = 1 \text{ gives } 1 = 5A + 2B + 2C \text{ giving } B = -1$$

Thus

$$\begin{aligned} \int \frac{1}{(x+1)(x^2+2x+2)} dx &= \int \frac{1}{x+1} - \frac{x+1}{x^2+2x+2} dx \\ &= \ln(x+1) - \frac{1}{2} \ln(x^2+2x+2) + c \end{aligned}$$

(c) Using the result of Example 2.35, we have

$$\frac{3x^2}{(x-1)(x+2)} = 3 + \frac{1}{x-1} - \frac{4}{x+2}$$

Thus

$$\int \frac{3x^2}{(x-1)(x+2)} dx = 3x + \ln(x-1) - 4 \ln(x+2) + c$$

Example 8.55

$$\text{Evaluate } \int_0^1 \frac{2}{(1+x)^2(1+x^2)} dx.$$

Solution Expressing the integrand as partial fractions, we have

$$\frac{2}{(1+x)^2(1+x^2)} \equiv \frac{Ax+B}{(1+x)^2} + \frac{Cx+D}{1+x^2}$$

$$\text{Thus } 2 \equiv (Ax+B)(1+x^2) + (Cx+D)(1+2x+x^2)$$

Comparing coefficients of each power of x gives

$$x^0 : B + D = 2$$

$$x^1 : A + C + 2D = 0$$

$$x^2 : B + D + 2C = 0$$

$$x^3 : A + C = 0$$

from which we deduce $A = 1$, $B = 2$, $C = -1$ and $D = 0$. Thus

$$\begin{aligned} \int_0^1 \frac{2}{(1+x)^2(1+x^2)} dx &= \int_0^1 \left[\frac{x+2}{(1+x)^2} - \frac{1x}{1+x^2} \right] dx \\ &= \left[\ln(1+x) - \frac{1}{1+x} - \frac{1}{2} \ln(1+x^2) \right]_0^1 \\ &= \frac{1}{2} + \frac{1}{2} \ln 2 \end{aligned}$$

8.8.9 Exercises

117 Using partial fractions, integrate

(a) $\frac{x}{x^2 - 3x - 4}$

(b) $\frac{x}{(x-2)^2}$

(c) $\frac{1}{x(x+1)}$

(d) $\frac{x}{x^2 + 2x + 1}$

(e) $\frac{1}{x^2 - 1}$

(f) $\frac{1}{x^2(x-1)}$

(g) $\frac{1}{x(x-1)(x-2)}$

(h) $\frac{1}{1+x-2x^2}$

(i) $\frac{2x^3}{x^3 - 1}$

(j) $\frac{3x^3 - 3x^2 + 4x - 2}{x(x-1)(x^2+1)}$

(k) $\frac{9}{(x-1)(x+2)^2}$

(l) $\frac{x^2 - 2x + 3}{(x-1)(x^2 - x - 1)}$

118 Express $12/(x-3)(x+1)$ in partial fractions and hence show that

$$\int_4^6 \frac{12}{(x-3)(x+1)} dx = 3 \ln \frac{15}{7}$$

8.8.10 Integration involving the circular and hyperbolic functions

We have seen in many examples earlier in the chapter how a carefully chosen rearrangement of the integrand makes it possible to evaluate non-standard integrals. This rearrangement method is widely used to find integrals of products of sines and cosines. This makes use of the trigonometric sum identities (Section 2.6.4) as well as the rules of integration. The same techniques are used with the hyperbolic sines and cosines.

Example 8.56

Find the indefinite integrals of

(a) $\cos^2 x$ (b) $\sin(5x+1)\cos(x+2)$

Solution (a) First we express $\cos^2 x$ in terms of $\cos 2x$ using the identity

$$\cos 2x = 2 \cos^2 x - 1$$

$$\begin{aligned} \text{So } \int \cos^2 x \, dx &= \int \frac{1}{2}(\cos 2x + 1) dx \\ &= \frac{1}{4} \sin 2x + \frac{1}{2}x + \text{constant} \end{aligned}$$

(b) First we express the product as the sum of two sine terms

$$\sin(5x+1)\cos(x+2) = \frac{1}{2}[\sin(6x+3) + \sin(4x-1)]$$

Then we evaluate the integral using the rules of integration

$$\int \sin(5x+1)\cos(x+2) dx = -\frac{1}{12} \cos(6x+3) - \frac{1}{8} \cos(4x-1) + \text{constant}$$

In other examples we make use of the general composite-function rule and of integration by parts.

Example 8.57

Find the indefinite integrals of

- (a)
- $\sin^3 x \cos^2 x$
- (b)
- $\tan x$

Solution (a) Here we can rewrite the product as

$$\sin x(1 - \cos^2 x)\cos^2 x$$

So we have the integral

$$\int \sin^3 x \cos^2 x \, dx = \int (\cos^2 x \sin x - \cos^4 x \sin x) dx$$

Now $\frac{d}{dx}(\cos x) = -\sin x$, so using the general composite rule we have

$$\int \sin^3 x \cos^2 x \, dx = -\frac{1}{3}\cos^3 x + \frac{1}{5}\cos^5 x + \text{constant}$$

(b) Here, again, we notice that $\frac{d}{dx}(\cos x) = -\sin x$, to obtain

$$\int \tan x \, dx = \int \frac{\sin x}{\cos x} dx = -\ln \cos x + \text{constant}$$

and since $\frac{1}{\cos x} = \sec x$, we may write this as

$$\int \tan x \, dx = \ln \sec x + \text{constant}$$

Sometimes using different methods to find an integral may give results that appear different but only differ by a constant.

Example 8.58

Find the indefinite integrals of

- (a)
- $\sinh 5x \cosh 2x$
- (b)
- $\operatorname{sech} x$

Solution (a) Here we rewrite the integrand as $\frac{1}{2}(\sinh 7x + \sinh 3x)$ to obtain

$$\int \sinh 5x \cosh 2x \, dx = \frac{1}{14} \cosh 7x + \frac{1}{6} \cosh 3x + \text{constant}$$

Alternatively we can express the integrand in terms of exponential functions

$$\begin{aligned}\int \sinh 5x \cosh 2x \, dx &= \frac{1}{4} \int (e^{5x} - e^{-5x})(e^{2x} + e^{-2x}) \, dx \\ &= \frac{1}{4} \int (e^{7x} - e^{-7x} + e^{3x} - e^{-3x}) \, dx \\ &= (e^{7x} + e^{-7x}) + \frac{1}{3} (e^{3x} + e^{-3x}) + \text{constant} \\ &= \frac{1}{14} \cosh 7x + \frac{1}{6} \cosh 3x + \text{constant}\end{aligned}$$

$$\begin{aligned}\text{(b)} \quad \int \operatorname{sech} x \, dx &= \int \frac{1}{\frac{1}{2}(e^x + e^{-x})} \, dx = \int \frac{2e^x}{e^{2x} + 1} \, dx \\ &= 2 \tan^{-1}(e^x) + \text{constant}\end{aligned}$$

Alternatively we can write

$$\begin{aligned}\int \frac{1}{\cosh x} \, dx &= \int \frac{\cosh x}{\cosh^2 x} \, dx = \int \frac{\cosh x}{1 + \sinh^2 x} \, dx \\ &= \tan^{-1}(\sinh x) + \text{constant}\end{aligned}$$

since $\frac{d}{dx}(\sinh x) = \cosh x$.

It is left as an exercise for the reader to show (using the result of Question 69 of Exercises 2.6.9) that

$$2 \tan^{-1}(e^x) = \tan^{-1}(\sinh x) - \frac{\pi}{2}$$

8.8.11 Exercises

119 Find the indefinite integrals

- (a) $\sin 3x \cos 5x$ (b) $\cos 7x \cos 5x$
 (c) $\sin^2 x$ (d) $\cos^2 x$
 (e) $\cosh^2 x$ (f) $\sinh(5x + 1)$

120 Evaluate the definite integrals

- (a) $\int_0^{\pi} \sin 5x \sin 6x \, dx$ (b) $\int_0^{\pi} \sin^2 5x \, dx$

8.8.12 Integration by substitution

Sometimes it is possible to simplify an integral by means of a change of integrating variable. This uses the composite-function rule (Section 8.8.6) in a slightly different way. This is illustrated in Example 8.59.

Example 8.59

Find the indefinite integral

$$\int \frac{1}{2 + \sqrt{1-x}} \, dx$$

Solution The source of the difficulty with this integral is the square root term in the denominator. We try to simplify the integral by the substitution $t = \sqrt{1-x}$. Thus $x = 1-t^2$ and $dx/dt = -2t$, giving

$$\begin{aligned} \int \frac{1}{2 + \sqrt{1-x}} dx &= \int \frac{1}{2+t} \frac{dx}{dt} dt = \int \frac{1}{2+t} (-2t) dt \\ &= \int \frac{-2t}{2+t} dt = 2 \int \left(\frac{2}{2+t} - 1 \right) dt \\ &= 4 \ln(2+t) - 2t + \text{constant} \\ &= 4 \ln[2 + \sqrt{1-x}] - 2\sqrt{1-x} + \text{constant} \end{aligned}$$

The choice of such substitutions is not always immediately obvious. We shall consider a further example and then give a list of substitutions commonly used to simplify integrals.

Example 8.60

Find the indefinite integral $\int \sqrt{1-x^2} dx$, $0 \leq x \leq 1$.

Solution Based on our experience with Example 8.52, we are tempted to try to remove the square root term using the substitution

$$u = \sqrt{1-x^2}$$

Then $u^2 = 1-x^2$ and $2u = -2x dx/du$, so that

$$\frac{dx}{du} = -\frac{u}{x} = -\frac{u}{\sqrt{1-u^2}}$$

giving

$$\int \sqrt{1-x^2} dx = -\int \frac{u^2 du}{\sqrt{1-u^2}}$$

which leaves us with an integral more complicated than the one with which we started.

Thus in this case the simple substitution does not work, and we need to look for a more sophisticated substitution, bearing in mind that what we wish to do is to remove the awkward square root term $\sqrt{1-x^2}$. Noting that $\cos^2\theta = 1 - \sin^2\theta$ we try the substitution $x = \sin\theta$, so that $\frac{dx}{d\theta} = \cos\theta$, giving

$$\begin{aligned} \int \sqrt{1-x^2} dx &= \int \sqrt{1-\sin^2\theta} \frac{dx}{d\theta} d\theta \\ &= \int \cos\theta \cos\theta d\theta \\ &= \int \cos^2\theta d\theta \end{aligned}$$

which looks simpler than the original integral but is not immediately integrable.

Using the double-angle trigonometric identity (see (2.27c))

$$\cos 2\theta = 2 \cos^2\theta - 1$$

we obtain

$$\begin{aligned} \int \sqrt{1-x^2} dx &= \int \frac{1}{2}(1 + \cos 2\theta) d\theta \\ &= \frac{1}{2}\theta + \frac{1}{4}\sin 2\theta + \text{constant} \end{aligned}$$

This gives the answer in terms of θ rather than the original variable x . Since $\theta = \sin^{-1}x$, back substitution gives

$$\int \sqrt{1-x^2} dx = \frac{1}{2}\sin^{-1}x + \frac{1}{4}\sin(2\sin^{-1}x) + \text{constant}$$

or, since $\sin 2\theta = 2 \sin \theta \cos \theta = 2 \sin \theta \sqrt{1 - \sin^2\theta}$, we may write this in the alternative form

$$\int \sqrt{1-x^2} dx = \frac{1}{2}\sin^{-1}x + \frac{1}{2}x\sqrt{1-x^2} + \text{constant}$$

Example 8.61

Consider the storage tank described in Question 4 of Exercises 2.2.2. Show that the volume $V(h)$ of oil when the depth is h is given by

$$V(h) = 32 \sin^{-1}\left(\frac{h-2}{2}\right) + 16\pi + \frac{8(h-2)}{(4h-h^2)}$$

What is the value of h when the volume of oil is reduced to 10% of its capacity?

Solution

The volume of oil in the tank is the area covered by oil at the ends $\times 8$. From Figure 8.60, the volume of oil in the tank is

$$V(h) = 8 \int_0^h 2x dy$$

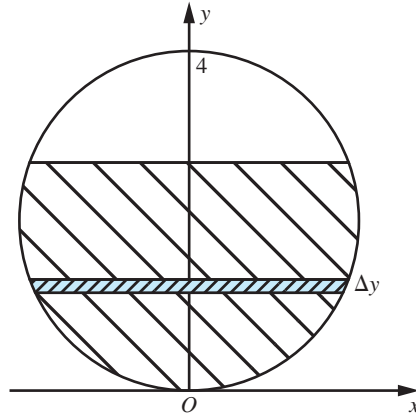
where $x^2 + (y - 2)^2 = 4$. Thus

$$V(h) = 16 \int_0^h \sqrt{4 - (y - 2)^2} dy$$

Substituting $y - 2 = 2 \sin t$ reduces the integral to

$$V(h) = 64 \int_{-\pi/2}^0 \cos^2 t dt \quad \text{where } \sin \theta = (h - 2)/2$$

Figure 8.60



$$\begin{aligned}
 &= 32 \int_{-\pi/2}^0 (1 + \cos 2t) dt \\
 &= 32 \left[t + \frac{1}{2} \sin 2t \right]_{-\pi/2}^0 \\
 &= 16[2\theta + \pi + \sin 2\theta - \sin(-\pi)] \\
 &= 32 \sin^{-1} \left(\frac{h-2}{2} \right) + 16\pi + 8(h-2)\sqrt{4h-h^2}
 \end{aligned}$$

By repeated inverse linear interpolation using the table of values given in Question 4 of Exercises 2.2.2 we find that the volume of oil is reduced to 10% of the total capacity when $h = 0.63$.

Figure 8.61 shows a number of substitutions that are often used in the evaluation of $\int f(x)dx$. This list is not exhaustive. There are many special cases, some of which are given in Exercises 8.8.14.

When using substitution methods with definite integrals, it is usually best to change the limits of the integral when the integrating variable is changed. This saves returning to the original variable, which can sometimes be very tedious. In general, setting $x = g(t)$ gives

$$\begin{aligned}
 \int_a^b f(x)dx &= \int_{g^{-1}(a)}^{g^{-1}(b)} f(g(t))g'(t)dt \\
 &= \int_{t_a}^{t_b} h(t)dt \quad \text{where } a = g(t_a), b = g(t_b) \text{ and } h(t) = f(g(t))g'(t)
 \end{aligned}$$

Figure 8.61Substitutions for evaluation of $\int f(x)dx$.

<i>If $f(x)$ contains</i>	<i>try</i>
$\sqrt{(a^2 - x^2)}$	$x = a \sin \theta,$ $\frac{dx}{d\theta} = a \cos \theta$
	or $x = a \tanh u,$ $\frac{dx}{du} = a \operatorname{sech}^2 u$
$\sqrt{(a^2 + x^2)}$	$x = a \sinh u,$ $\frac{dx}{du} = a \cosh u$
	or $x = a \tan \theta,$ $\frac{dx}{d\theta} = a \sec^2 \theta$
$\sqrt{(x^2 - a^2)}$	$x = a \cosh u$ $\frac{dx}{du} = a \sinh u$
	or $x = a \sec \theta$ $\frac{dx}{d\theta} = a \sec \theta \tan \theta$
Circular functions	$s = \sin x,$ $\frac{ds}{dx} = \cos x$
	or $c = \cos x,$ $\frac{dc}{dx} = -\sin x$
	or $t = \tan \frac{1}{2}x,$
	$\left(\sin x = \frac{2t}{1+t^2}, \cos x = \frac{1-t^2}{1+t^2}, \frac{dx}{dt} = \frac{2}{1+t^2} \right)$
Hyperbolic functions	$u = e^x,$ $\frac{du}{dx} = e^x$
	or $s = \sinh x,$ $\frac{ds}{dx} = \cosh x$
	or $c = \cosh x,$ $\frac{dc}{dx} = \sinh x$
	or $t = \tanh \frac{1}{2}x,$ $\frac{dt}{dx} = \frac{1}{2} \operatorname{sech}^2 \frac{1}{2}x$

Example 8.62Using the substitution $u = \sqrt{x+2}$, evaluate the definite integral

$$\int_{-2}^2 \frac{\sqrt{x+2}}{x+6} dx$$

Solution Setting $u = \sqrt{x+2}$, or $u^2 = x+2$, gives $2u du = dx$. Regarding limits, when $x = -2$, $u = 0$ and when $x = 2$, $u = \sqrt{4} = 2$.

Making the substitution gives

$$\begin{aligned}\int_{-2}^2 \frac{\sqrt{(x+2)}}{x+6} dx &= \int_0^2 \frac{u}{u^2+4} 2u du = \int_0^2 \frac{2u^2}{u^2+4} du = \int_0^2 2 - \frac{8}{u^2+4} du \\ &= \left[2u - 4 \tan^{-1} \frac{u}{2} \right]_0^2 = 4 - \pi\end{aligned}$$



For Example 8.59 the MATLAB commands

```
syms x y
y = 1/(2 + sqrt(1 - x)); int(y); pretty(ans)
```

return the integral as

```
2log(-x - 3) - 2(1 - x)^{1/2} - 2log(-2 + (1 - x)^{1/2})
+ 2log(2 + (1 - x)^{1/2})
```

Some algebraic manipulation is necessary to obtain the answer in the form given in the solution. Collecting the *log* terms gives

$$-2(1-x)^{1/2} + 2 \log \frac{(-x-3)[2+(1-x)^{1/2}]}{[-2+(1-x)^{1/2}]}$$

Multiplying ‘top and bottom’ of the log term by $(2+(1-x)^{1/2})$ and subsequent cancelling of the $(-x-3)$ term gives the answer in the form given in the solution.

8.8.13 Integration involving $\sqrt{ax^2 + bx + c}$

We have seen in many examples that the use of the linear composite rule combined with standard integrals enables us to evaluate many integrals, including ones involving terms like $\sqrt{ax^2 + bx + c}$. In this section we will deal with several integrals of that type.

Example 8.63

Find the indefinite integrals of the following functions

- (a) $\sqrt{x^2 + 6x - 7}$ (b) $\frac{1}{\sqrt{(x^2 - 5x + 4)}}$ (c) $\frac{1}{\sqrt{(3x^2 - 6x + 7)}}$
 (d) $\frac{2x + 3}{\sqrt{(x^2 + 4x + 9)}}$ (e) $x\sqrt{(x^2 + 4x - 3)}$ (f) $\sqrt{(3 + 2x - 2x^2)}$

Solution (a) First we complete the square of the term inside the square root

$$\int \sqrt{x^2 + 6x - 7} dx = \int \sqrt{[(x + 3)^2 - 16]} dx$$

Using the table (Figure 8.61), we select the substitution

$$(x + 3) = 4 \cosh u, \quad \text{so that } \frac{dx}{du} = 4 \sinh u \text{ and}$$

$$\sqrt{(x^2 + 6x - 7)} dx = \int \sqrt{[(16 \cosh^2 u - 16)]} 4 \sinh u du$$

Now $\cosh^2 u - 1 = \sinh^2 u$, and the integral becomes

$$16 \int \sinh^2 u du = 16 \int \frac{1}{2}(\cosh 2u - 1) du = 4 \sinh 2u - 8u + \text{constant}$$

Since $\cosh u = (x + 3)/4$ we deduce that $\sinh u = \sqrt{\cosh^2 - 1}$; that is, $\sinh u =$

$$\sqrt{\left[\left(\frac{x+3}{4}\right)^2 - 1\right]} \text{ and}$$

$$\sinh 2u = 2 \sinh u \cosh u = \frac{2(x+3)}{4} \sqrt{\left[\left(\frac{x+3}{4}\right)^2 - 1\right]}$$

Also $u = \cosh^{-1}\left(\frac{x+3}{4}\right)$ and hence

$$\int \sqrt{(x^2 + 6x - 7)} dx = (x + 3)\sqrt{(x^2 + 6x - 7)} - 8 \cosh^{-1}\left(\frac{x+3}{4}\right) + \text{constant}$$

(b) Using the same approach, we have

$$\int \frac{dx}{\sqrt{(x^2 - 5x + 4)}} = \int \frac{dx}{\sqrt{[(x - \frac{5}{2})^2 - \frac{9}{4}]}}$$

Setting $x - \frac{5}{2} = \frac{3}{2} \cosh u$, so that $\frac{dx}{du} = \frac{3}{2} \sinh u$, the integral becomes $\int \frac{\frac{3}{2} \sinh u}{\sqrt{(\frac{9}{4} \sinh^2 u)}} du$ since $\cosh^2 u - 1 = \sinh^2 u$. Thus

$$\int \frac{dx}{\sqrt{(x^2 - 5x + 4)}} = \int 1 du = u + c, \text{ where } \cosh u = \frac{2}{3}\left(x - \frac{3}{2}\right)$$

Hence

$$\int \frac{dx}{\sqrt{(x^2 - 5x + 4)}} = \cosh^{-1}\left(\frac{2x - 5}{3}\right) + \text{constant}$$

(c) Rewriting the integrand gives

$$\int \frac{dx}{\sqrt{(3x^2 - 6x + 7)}} = \int \frac{dx}{\sqrt{3}\sqrt{[(x - 1)^2 + \frac{4}{3}]}}$$

Setting $x - 1 = \frac{2}{\sqrt{3}} \sinh u$, so that $\frac{dx}{du} = \frac{2}{\sqrt{3}} \cosh u$, the integral becomes $\frac{1}{\sqrt{3}} \int \frac{\frac{2}{\sqrt{3}} \cosh u}{\sqrt{\frac{4}{3} \cosh^2 u}} du$ since $\sinh^2 u + 1 = \cosh^2 u$. Thus

$$\int \frac{dx}{\sqrt{(3x^2 - 6x + 7)}} = \frac{1}{\sqrt{3}} \int 1 du = \frac{1}{\sqrt{3}} u + c, \text{ where } \sinh u = \frac{\sqrt{[3(x-1)]}}{2}$$

Hence

$$\int \frac{dx}{\sqrt{(3x^2 - 6x + 7)}} = \frac{1}{\sqrt{3}} \sinh^{-1} \left[\frac{\sqrt{[3(x-1)]}}{2} \right] + \text{constant}$$

(d) Here we notice that

$$\frac{d}{dx} [\sqrt{(x^2 + 4x + 9)}] = \frac{\frac{1}{2}(2x + 4)}{\sqrt{(x^2 + 4x + 9)}}$$

so we first rewrite the integrand as $\frac{2x + 4 - 1}{\sqrt{(x^2 + 4x + 9)}}$ and the integral as

$$2 \int \frac{\frac{1}{2}(2x + 4)}{\sqrt{(x^2 + 4x + 9)}} dx - \int \frac{dx}{\sqrt{(x^2 + 4x + 9)}}$$

The first term may be evaluated at once as $2\sqrt{(x^2 + 4x + 9)}$.

$$\text{The second term is rewritten as } \int \frac{dx}{\sqrt{[(x+2)^2 + 5]}}$$

Using the substitution $x + 2 = \sqrt{5} \sinh u$, the reader should show that the value of this integral is $\sinh^{-1}(\frac{x+2}{\sqrt{5}})$. Hence

$$\int \frac{2x + 3}{\sqrt{(x^2 + 4x + 9)}} dx = 2\sqrt{(x^2 + 4x + 9)} - \sinh^{-1} \left(\frac{x + 2}{\sqrt{5}} \right) + \text{constant}$$

(e) Here $x^2 + 4x - 3 = (x + 2)^2 - 7$, so we choose the substitution $x + 2 = \sqrt{7} \cosh u$. Hence

$$\begin{aligned} \int x\sqrt{(x^2 + 4x - 3)} dx &= \int (\sqrt{7} \cosh u - 2) 7 \sinh^2 u du \\ &= 7\sqrt{7} \int \cosh u \sinh^2 u du - 14 \int \sinh^2 u du \\ &= \frac{7\sqrt{7}}{3} \sinh^3 u - 14 \int \frac{\cosh 2u - 1}{2} du \\ &= \frac{7\sqrt{7}}{3} \sinh^3 u - \frac{7}{2} \sinh 2u + 7u + \text{constant} \end{aligned}$$

Since $\cosh u = \frac{x+2}{\sqrt{7}}$, $\sinh u = \sqrt{\left[\left(\frac{x+2}{\sqrt{7}}\right)^2 - 1\right]}$ and we obtain

$$\int x\sqrt{(x^2 + 4x - 3)}dx = \frac{7\sqrt{7}}{3} \frac{1}{7\sqrt{7}} [(x+2)^2 - 7]^{3/2} - (x+2)[(x+2)^2 - 7]^{1/2} \\ + 7 \cosh^{-1}\left(\frac{x+2}{\sqrt{7}}\right) + \text{constant}$$

$$= \frac{1}{3}(x^2 + 4x - 3)^{3/2} - (x+2)(x^2 + 4x - 3)^{1/2} + 7 \cosh^{-1}\left(\frac{x+2}{\sqrt{7}}\right) + \text{constant}$$

(f) Here $3 + 2x - 2x^2 = \frac{7}{2} - 2(x - \frac{1}{2})^2 = 2[\frac{7}{4} - (x - \frac{1}{2})^2]$, so we choose $x - \frac{1}{2} = \frac{\sqrt{7}}{2} \sin u$ and the integral becomes $\int \sqrt{(3 + 2x - 2x^2)}dx = \sqrt{2} \int \frac{7}{4} \cos^2 u \, du$ since $1 - \sin^2 u = \cos^2 u$.

$$\text{Now } \int \frac{7}{4} \cos^2 u \, du = \int \frac{7}{8} (\cos 2u + 1) du = \frac{7}{16} \sin 2u + \frac{7}{8} u + \text{constant} \\ = \frac{7}{8} \sin u \cos u + \frac{7}{8} u + \text{constant}$$

Substituting back we obtain

$$\int \sqrt{(3 + 2x - 2x^2)}dx = \frac{7\sqrt{2}}{8} \sin^{-1}\left(\frac{2x-1}{\sqrt{7}}\right) + \frac{7\sqrt{2}}{8} \frac{2x-1}{\sqrt{7}} \sqrt{1 - \left(\frac{2x-1}{\sqrt{7}}\right)^2} + \text{constant} \\ = \frac{7\sqrt{2}}{8} \sin\left(\frac{2x-1}{\sqrt{7}}\right) + \frac{1}{4}(2x-1)\sqrt{(3 + 2x - 2x^2)} + \text{constant}$$

Comment These examples illustrate the complexity of such integrals that provided the motivation for the development of computer packages like MAPLE.

8.8.14 Exercises



Check your answers using MATLAB whenever possible.

121 Use the given substitutions to integrate the following functions:

(a) $x^3\sqrt{(1+x^2)}$, with $t = \sqrt{(1+x^2)}$

(b) $\frac{3}{x\sqrt{(x^2+9)}}$ with $t = \frac{1}{x}$

(c) $\frac{1}{3+\sqrt{x}}$ with $t = \sqrt{x}$

122 Use an appropriate substitution to integrate the following functions:

(a) $\frac{1}{1+\sqrt{(1+x)}}$ (b) $\sin^2 x \cos^3 x$ (c) $\sin \sqrt{x}$

123 Show that $t = \tan \frac{1}{2}x$ implies

$$\sin x = \frac{2t}{1+t^2}$$

$$\cos x = \frac{1-t^2}{1+t^2}$$

and

$$dx = \frac{2}{1+t^2} dt$$

Hence integrate

(a) $\operatorname{cosec} x$ (b) $\sec x$

(c) $\frac{1}{3+4\sin x}$ (d) $\frac{1}{5\sin x + 12\cos x}$

- 124 Evaluate the following definite integral with the given substitution:

$$\int_{-2}^2 \frac{x+6}{\sqrt{x+2}} dx, \quad \text{with } u = \sqrt{x+2}$$

- 125 In Question 11 (Exercises 8.2.8) the equation of the path of P was found to be such that

$$\frac{dy}{dx} = \frac{\sqrt{a^2 - x^2}}{x}, \quad \text{with } y = 0 \text{ at } x = a$$

Use the substitution $x = a \operatorname{sech} u$ to integrate this differential equation and show that

$$y = \ln \left[\frac{a + \sqrt{a^2 - x^2}}{x} \right] - \sqrt{a^2 - x^2}$$

This curve is called a **tractrix**.

- 126 Find the indefinite integrals

(a) $\int \sqrt{3 + 2x - x^2} dx$

(b) $\int \frac{dx}{\sqrt{x^2 - 6x + 5}} dx$

(c) $\int \frac{dx}{\sqrt{x^2 - 4x + 8}} dx$

(d) $\int \frac{x+3}{\sqrt{x^2 + 4x + 13}} dx$

(e) $\int x\sqrt{3 + 2x - x^2} dx$

8.9 Applications of integration

Integration is widely used in engineering applications. In this section we consider some situations in which integration is used.

8.9.1 Volume of a solid of revolution

Imagine rotating the plane area A under the graph of the function $f(x)$, $x \in [a, b]$, of Figure 8.62 through a complete revolution about the x axis. The result would be to generate a solid having the x axis as axis of symmetry, as shown in Figure 8.63(a): this is called a **solid of revolution**. If we wish to determine the volume of this solid, we proceed as in Section 8.7.1 and subdivide the rotating area into n vertical strips. When a typical strip within the subinterval $[x_{r-1}, x_r]$ is rotated through a revolution about the x axis, it will generate a thin disc of radius $f(x_r^*)$ (with $x_{r-1} < x_r^* < x_r$) and thickness Δx_{r-1} , as shown in Figure 8.63(b). The volume of the disc is given by

$$\Delta V_r = \pi [f(x_r^*)]^2 \Delta x_{r-1}$$

Figure 8.62
Plane area rotated.

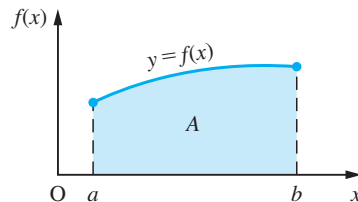
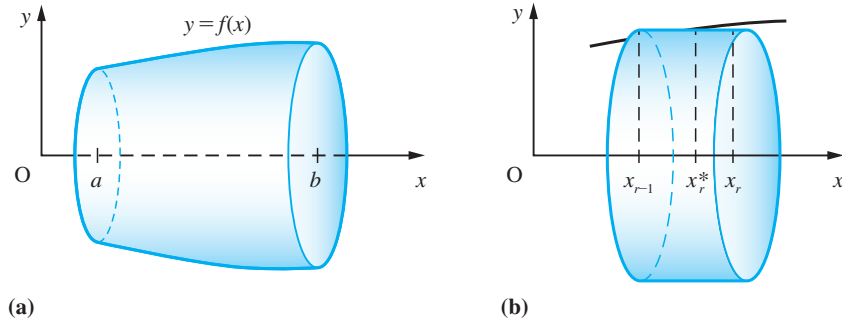


Figure 8.63
Solid of revolution.



Thus the volume of the solid can be approximated by

$$V \approx \sum_{r=1}^n \Delta V_r = \pi \sum_{r=1}^n [f(x_r^*)]^2 \Delta x_{r-1}$$

Again this approximation is closer to the exact volume as the number of strips is increased. Thus in the limiting case as $n \rightarrow \infty$ and $\Delta x \rightarrow 0$, $\Delta x = \max_r \Delta x_r$; it leads to the volume being given by

$$V = \lim_{\substack{n \rightarrow \infty \\ \Delta x \rightarrow 0}} \pi \sum_{r=1}^n [f(x_r^*)]^2 \Delta x_{r-1} = \pi \int_a^b [f(x)]^2 dx \quad (8.36)$$

8.9.2 Centroid of a plane area

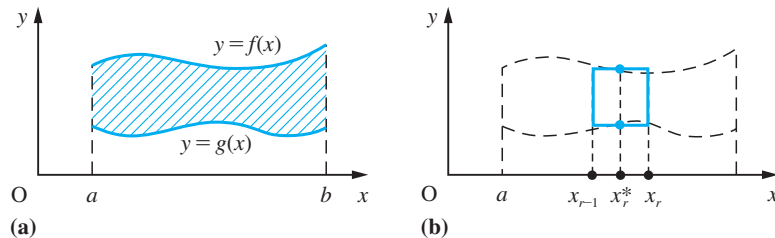
Consider the plane region of Figure 8.64(a) bounded between the graphs of the two continuous functions $f(x)$ and $g(x)$ on the interval $x \in [a, b]$, with $g(x) \leq f(x)$ on the interval. The area A of this region is clearly given by

$$\begin{aligned} A &= \text{area under the graph of } f(x) - \text{area under the graph of } g(x) \\ &= \int_a^b f(x) dx - \int_a^b g(x) dx \end{aligned}$$

That is,

$$A = \int_a^b [f(x) - g(x)] dx \quad (8.37)$$

Figure 8.64



We now wish to find the coordinates (\bar{x}, \bar{y}) of the centroid of this area. To do this, we take moments of area about the x and y axes in turn. As before, we subdivide the region into n strips, with a typical strip in the subinterval $[x_{r-1}, x_r]$ being shown in Figure 8.64(b). The area of the strip is

$$\Delta A_r = [f(x_r^*) - g(x_r^*)] \Delta x_{r-1}$$

and the moment of this area about the y axis is

$$\Delta M_{y_r} = x_r^* \Delta A_r = x_r^* [f(x_r^*) - g(x_r^*)] \Delta x_{r-1}$$

Thus the sum of the moments of the n strips about the y axis is

$$\sum_{r=1}^n \Delta M_{y_r} = \sum_{r=1}^n x_r^* \Delta A_r = \sum_{r=1}^n x_r^* [f(x_r^*) - g(x_r^*)] \Delta x_{r-1}$$

Proceeding to the limit $n \rightarrow \infty$, $\Delta x \rightarrow 0$, $\Delta x = \max_r \Delta x_r$, we have the moment of the plane area about the y axis being given by

$$M_y = \lim_{\substack{n \rightarrow \infty \\ \Delta x \rightarrow 0}} \sum_{r=1}^n x_r^* [f(x_r^*) - g(x_r^*)] \Delta x_{r-1} = \int_a^b x [f(x) - g(x)] dx$$

Because the 'x' in the integrand is raised to the power '1', this is termed the first moment of the area about the y axis. Since the x coordinate of the centroid of the plane area is \bar{x} , it follows that the moment of the area about the y axis is also given by

$$M_y = A \bar{x}$$

Equating, we have

$$\bar{x} = \frac{1}{A} \int_a^b x [f(x) - g(x)] dx \quad (8.38)$$

where the area A is given by (8.37).

Likewise, taking moments about the x axis,

$$\begin{aligned} M_x = A \bar{y} &= \lim_{\substack{n \rightarrow \infty \\ \Delta x \rightarrow 0}} \left[\sum_{r=1}^n \frac{1}{2} f(x_r^*) f(x_r^*) \Delta x_{r-1} - \sum_{r=1}^n \frac{1}{2} g(x_r^*) g(x_r^*) \Delta x_{r-1} \right] \\ &= \lim_{\substack{n \rightarrow \infty \\ \Delta x \rightarrow 0}} \frac{1}{2} \sum_{r=1}^n \{ [f(x_r^*)]^2 - [g(x_r^*)]^2 \} \Delta x_{r-1} = \frac{1}{2} \int_a^b \{ [f(x)]^2 - [g(x)]^2 \} dx \end{aligned}$$

giving

$$\bar{y} = \frac{1}{2A} \int_a^b \{ [f(x)]^2 - [g(x)]^2 \} dx \quad (8.39)$$

where A again is given by (8.37).

In the particular case when $g(x)$ is the x axis, we find that the centroid of the plane area bounded by $f(x)$ ($x \in [a, b]$) and the x axis has coordinates

$$\bar{x} = \frac{1}{A} \int_a^b x f(x) dx, \quad \bar{y} = \frac{1}{2A} \int_a^b [f(x)]^2 dx \quad (8.40)$$

8.9.3 Centre of gravity of a solid of revolution

Proceeding as in Section 8.9.2, we can obtain the coordinates (\bar{X}, \bar{Y}) of the centre of gravity of the solid of revolution generated by $f(x)$ ($x \in [a, b]$) and shown in Figure 8.60. By symmetry, it lies on the x axis, so that

$$\bar{Y} = 0$$

Taking moments about the y axis gives

$$V\bar{X} = \lim_{\substack{n \rightarrow \infty \\ \Delta x \rightarrow 0}} \pi \sum_{r=1}^n x_r^* [f(x_r^*)]^2 \Delta x_{r-1} = \pi \int_a^b x [f(x)]^2 dx \quad (8.41)$$

giving

$$\bar{X} = \frac{\pi}{V} \int_a^b x [f(x)]^2 dx \quad (8.42)$$

where the volume V is given by (8.36).

8.9.4 Mean values

In many engineering applications we need to know the mean value of a continuously varying quantity. When dealing with a sequence of values we can compute the mean value simply by adding the values together and then dividing by the number of values taken. When dealing with a continuously varying quantity, we cannot do that directly. Using integration, however, we are able to calculate the mean value.

Consider the function $f(x)$ on the interval $[a, b]$ and divide the interval into n equal strips of width h so that $nh = b - a$. Now evaluate the function at the midpoint of each strip. Formally, let $x_k = a + kh$ be the points of subdivision, so that the points of evaluation are $f(x_k^*)$ where $x_k^* = x_k + h/2$. Then the mean value (m.v.) of $f(x)$ on $[a, b]$ is approximately

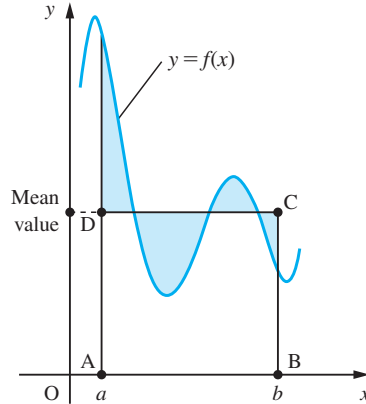
$$\text{m.v.}(f(x)) \approx \frac{1}{n} \sum_{k=0}^{n-1} f(x_k^*) = \frac{1}{b-a} \sum_{k=0}^{n-1} f(x_k^*)h$$

Now allowing $n \rightarrow \infty$ (with $h \rightarrow 0$), the summation becomes an integral and the approximation becomes exactly true. Thus

$$\text{m.v.}(f(x)) = \frac{1}{b-a} \int_a^b f(x) dx \quad (8.43)$$

The graphical representation of this makes the situation quite clear. In Figure 8.65, the sum of the shaded areas above the line $y = (\text{mean value})$ is equal to the sum of the shaded areas below it, so that the area of the rectangle ABCD is the same as the area between the curve and the x axis.

Figure 8.65
Mean value
of a function
 $y = f(x)$, $x \in [a, b]$.



8.9.5 Root mean square values

In some contexts the computation of the mean value of a function is not useful, for example the mean of an alternating current is zero but that does not imply it is not dangerous! To deal with such situations we use the root mean square (r.m.s.) of the function $f(x)$. Literally this is the square root of the mean value of $[f(x)]^2$. Thus we can write

$$[\text{r.m.s.}(f(x))]^2 = \frac{1}{b-a} \int_a^b [f(x)]^2 dx \quad (8.44)$$

Although the obvious applications of root mean square values are in electrical engineering, they also occur in the application of statistics to engineering contexts (as standard deviations of continuously distributed random variables). They also occur in the design of gyroscopes and in mechanics, where the ‘radius of gyration’ is in effect the root mean of moments about an axis.

8.9.6 Arc length and surface area

In many practical problems we are required to work out the length of a curve or the surface area generated by rotating a curve. The formula for the length s of a curve with formula $y = f(x)$ between two points corresponding to $x = a$ and $x = b$ is obtained using the basic idea of integration. Let Δs_k be the element of arclength between $x = x_k$ and $x = x_{k+1}$. Then for a curve that is concave upwards, as in Figure 8.66, we deduce that

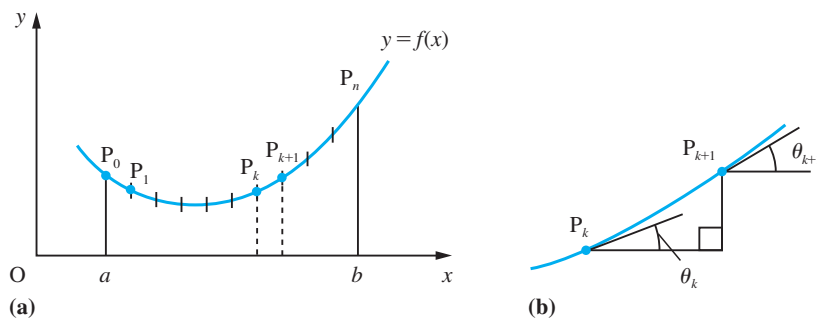
$$\Delta x_k \sec \theta_k \leq \Delta s_k \leq \Delta x_k \sec \theta_{k+1}$$

where θ_k and θ_{k+1} are the angles of slope made by the tangents to the curve at P_k and P_{k+1} . Thus the length s of the curve between $x = a$ and $x = b$ satisfies the inequality

$$\sum_{k=0}^{n-1} \Delta x_k \sec \theta_k \leq s = \sum_{k=0}^{n-1} \Delta s_k \leq \sum_{k=0}^{n-1} \Delta x_k \sec \theta_{k+1}$$

Figure 8.66

- (a) Curve $y = f(x)$.
 (b) Element of arclength.



Letting $n \rightarrow \infty$ and $\max \Delta x_k \rightarrow 0$ yields the inequality

$$\int_a^b \sec \theta dx \leq s \leq \int_a^b \sec \theta dx$$

from which we deduce that

$$s = \int_a^b \sec \theta dx$$

A similar analysis for curves that are concave downwards yields the same result.

We can express $\sec \theta$ in terms of dy/dx by means of the identity

$$\sec^2 \theta = 1 + \tan^2 \theta$$

Here $\tan \theta = dy/dx$, so, using the convention that s increases with x , we obtain

$$\sec \theta = \sqrt{\left[1 + \left(\frac{dy}{dx}\right)^2\right]}$$

so that the length of the curve is

$$s = \int_a^b \sqrt{\left[1 + \left(\frac{dy}{dx}\right)^2\right]} dx \quad (8.45)$$

The surface area S generated by s when it is rotated through 2π radians about the x axis is calculated in a similar way. The element of arc Δs_k generates an element of surface area ΔS_k , where

$$\Delta S_k = 2\pi \bar{y}_k \Delta s_k$$

where \bar{y}_k is the average value of y between $y_k = f(x_k)$ and $y_{k+1} = f(x_{k+1})$. Thus the total surface area is given by

$$S = \int_a^b 2\pi y \sqrt{\left[1 + \left(\frac{dy}{dx}\right)^2\right]} dx \quad (8.46)$$

Example 8.64

Find the length of the perimeter of the ellipse $x = a \sin t$, $y = b \cos t$, $0 \leq t \leq 2\pi$

Solution The arclength expressed in parametric form is s where

$$s = \int_{t_0}^{t_1} \sqrt{\left[\left(\frac{dx}{dt}\right)^2 + \left(\frac{dy}{dt}\right)^2\right]} dt$$

Here $\frac{dx}{dt} = a \cos t$ and $\frac{dy}{dt} = -b \sin t$, $t_0 = 0$, $t_1 = 2\pi$

so that

$$\begin{aligned} s &= \int_0^{2\pi} \sqrt{[a^2 \cos^2 t + b^2 \sin^2 t]} dt \\ &= \int_0^{2\pi} \sqrt{[a^2 - (a^2 - b^2) \sin^2 t]} dt \\ &= a \int_0^{2\pi} \sqrt{[1 - m^2 \sin^2 t]} dt \end{aligned}$$

where we have written $m^2 = (a^2 - b^2)/a^2$. By symmetry, this integral also can be written

$$s = 2a \int_0^{2\pi} \sqrt{[1 - m^2 \sin^2 t]} dt$$

This integral (called an elliptic integral of the first kind) can only be evaluated numerically (see Section 2.12, Exercise 2). It is met in some shallow-water wave theories as well as in nonlinear vibrations.

Example 8.65

The area enclosed between the curve $y = \sqrt{x-2}$ and the ordinates $x = 2$ and $x = 5$ is rotated through 2π radians about the x axis. Calculate

- the rotating area and the coordinates of its centroid;
- the volume of the solid of revolution generated and the coordinates of its centre of gravity.

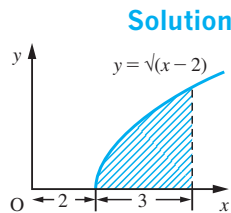


Figure 8.67
Rotating area.

The rotating area is the shaded region shown in Figure 8.67.

(a) The rotating area is given by

$$\begin{aligned} A &= \int_2^5 y \, dx = \int_2^5 (x-2)^{1/2} \, dx \\ &= \left[\frac{2}{3} (x-2)^{3/2} \right]_2^5 = 2\sqrt{3} \text{ square units} \end{aligned}$$

If we denote the coordinates of the centroid of the area by (\bar{x}, \bar{y}) then, from (8.37),

$$\begin{aligned} \bar{x} &= \frac{1}{A} \int_2^5 xy \, dx = \frac{1}{A} \int_2^5 x(x-2)^{1/2} \, dx = \frac{1}{A} \int_2^5 [(x-2)^{3/2} + 2(x-2)^{1/2}] \, dx \\ &= \frac{1}{A} \left[\frac{2}{5} (x-2)^{5/2} + \frac{4}{3} (x-2)^{3/2} \right]_2^5 = \frac{1}{A} \left[\frac{2}{5} (3)^{5/2} + \frac{4}{3} (3)^{3/2} \right] = \frac{1}{A} \frac{38}{5} \sqrt{3} \end{aligned}$$

Inserting the value $A = 2\sqrt{3}$ obtained earlier gives $\bar{x} = \frac{19}{5}$.

Likewise, from (8.40),

$$\begin{aligned} \bar{y} &= \frac{1}{A} \int_2^5 \frac{1}{2} y^2 \, dx = \frac{1}{A} \int_2^5 \frac{1}{2} (x-2) \, dx \\ &= \frac{1}{A} \left[\frac{1}{4} (x-2)^2 \right]_2^5 = \frac{9}{4A} \end{aligned}$$

Inserting $A = 2\sqrt{3}$ then gives $\bar{y} = \frac{3}{8}\sqrt{3}$ so that the coordinates of the centroid are $(\frac{19}{5}, \frac{3}{8}\sqrt{3})$.

(b) From (8.36) the volume V of the solid of revolution formed is

$$\begin{aligned} V &= \pi \int_2^5 y^2 \, dx = \pi \int_2^5 (x-2) \, dx \\ &= \pi \left[\frac{1}{2} x^2 - 2x \right]_2^5 = \frac{9}{2} \pi \text{ cubic units} \end{aligned}$$

If we denote the coordinates of the centre of gravity of the solid of revolution by (\bar{X}, \bar{Y}) then, from (8.41) and (8.42),

$$\bar{Y} = 0$$

and

$$\begin{aligned} \bar{X} &= \frac{\pi}{V} \int_2^5 xy^2 \, dx = \frac{\pi}{V} \int_2^5 x(x-2) \, dx \\ &= \frac{\pi}{V} \left[\frac{1}{3} x^3 - x^2 \right]_2^5 = \frac{\pi}{V} \left[\left(\frac{125}{3} - 25 \right) - \left(\frac{8}{3} - 4 \right) \right] \\ &= \frac{18\pi}{V} \end{aligned}$$

Inserting the value $V = \frac{9}{2}\pi$ obtained earlier gives $\bar{X} = 4$ so that the coordinates of the centre of gravity are $(4, 0)$.

Example 8.66

Show that the volume of a cap of height h of a sphere of radius r is $\pi(3r - h)h^2/3$.

Solution

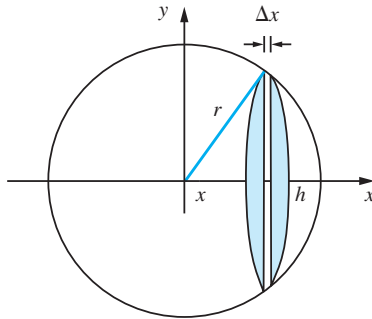
As shown in Figure 8.68 the volume of the elementary disc of thickness Δx is

$$\pi y^2 \Delta x = \pi(r^2 - x^2) \Delta x$$

and hence the volume of the spherical cap is

$$\begin{aligned} \int_{r-h}^r \pi(r^2 - x^2) dx &= \pi \left[r^2 x - \frac{1}{3} x^3 \right]_{r-h}^r \\ &= \pi \left[r^3 - \frac{1}{3} r^3 - r^2(r-h) + \frac{1}{3} (r-h)^3 \right] \\ &= \pi \left(r^2 h - r^2 h + r h^2 - \frac{1}{3} h^3 \right) \\ &= \pi(3r - h)h^2/3 \end{aligned}$$

Figure 8.68
Spherical cap.

**Example 8.67**

An electric current i is given by the expression

$$i = I \sin \theta$$

where I is a constant. Find the root mean square value of the current over the interval $0 \leq \theta \leq 2\pi$.

Solution

Using (8.44) the r.m.s. value of the given current is given by

$$\begin{aligned} (\text{r.m.s. } i)^2 &= \frac{1}{2\pi - 0} \int_0^{2\pi} I^2 \sin^2 \theta \, d\theta \\ &= \frac{I^2}{2\pi} \int_0^{2\pi} \frac{1}{2} (1 - \cos 2\theta) \, d\theta \\ &= \frac{I^2}{4\pi} \left[\theta - \frac{1}{2} \sin 2\theta \right]_0^{2\pi} = \frac{I^2}{4\pi} 2\pi = \frac{1}{2} I^2 \end{aligned}$$

so that

$$\text{r.m.s. current} = \sqrt{\left(\frac{1}{2} I^2\right)} = I/\sqrt{2}$$

Example 8.68

A parabolic reflector is formed by rotating the part of the curve $y = \sqrt{x}$ between $x = 0$ and $x = 1$ about the x axis. What is the surface area of the reflector?

Solution

The parabolic reflector is shown in Figure 8.69. Since $y = x^{1/2}$,

$$\frac{dy}{dx} = \frac{1}{2}x^{-1/2} = \frac{1}{2\sqrt{x}}$$

so that, using (8.46), the surface area S of the reflector is given by

$$\begin{aligned} S &= 2\pi \int_0^1 y \sqrt{1 + \left(\frac{dy}{dx}\right)^2} dx \\ &= 2\pi \int_0^1 \sqrt{x} \sqrt{1 + \frac{1}{4x}} dx \\ &= 2\pi \int_0^1 \sqrt{x} \frac{\sqrt{(4x+1)}}{2\sqrt{x}} dx = \pi \int_0^1 \sqrt{(4x+1)} dx \\ &= \pi \left[\frac{1}{4} \frac{2}{3} (4x+1)^{3/2} \right]_0^1 = \frac{1}{6} \pi (5^{3/2} - 1) \text{ square units} \end{aligned}$$

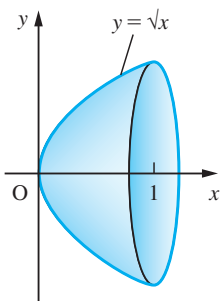


Figure 8.69
Parabolic reflector.

Example 8.69

The curve described by the cable of the suspension bridge shown in Figure 8.70 is given by

$$y = \frac{hx^2}{l^2} - \frac{2h}{l}x + h$$

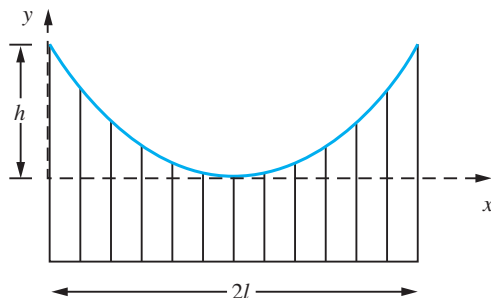
where x is the distance measured from one end of the bridge. What is the length of the cable (see Example 8.5)?

Solution

Here the equation of the curve is

$$y = h \left(\frac{x}{l} - 1 \right)^2 \quad \text{so that} \quad \frac{dy}{dx} = \frac{2h}{l} \left(\frac{x}{l} - 1 \right)$$

Figure 8.70
Suspension bridge.



Using (8.45), the length s of the cable is

$$s = \int_0^{2l} \sqrt{\left[1 + \frac{4h^2}{l^2} \left(\frac{x}{l} - 1\right)^2\right]} dx$$

This integral can be simplified by putting

$$t = \frac{2h}{l} \left(\frac{x}{l} - 1\right)$$

Thus

$$s = \frac{l^2}{2h} \int_{-2h/l}^{2h/l} \sqrt{(1+t^2)} dt = \frac{l^2}{h} \int_0^{2h/l} \sqrt{(1+t^2)} dt \quad (\text{from symmetry})$$

This can be further simplified by putting $t = \sinh u$, giving

$$\begin{aligned} s &= \frac{l^2}{h} \int_0^{\sinh^{-1}(2h/l)} \cosh^2 u \, du = \frac{l^2}{2h} \int_0^{\sinh^{-1}(2h/l)} (\cosh 2u + 1) \, du \\ &= \frac{l^2}{2h} \left[\frac{1}{2} \sinh 2u + u \right]_0^{\sinh^{-1}(2h/l)} = \frac{l^2}{2h} \left[\sinh u \cosh u + u \right]_0^{\sinh^{-1}(2h/l)} \\ &= \frac{l^2}{2h} \left[\frac{2h}{l} \sqrt{\left(1 + \frac{4h^2}{l^2}\right)} + \sinh^{-1}\left(\frac{2h}{l}\right) \right] \end{aligned}$$

That is,

$$s = \sqrt{(l^2 + 4h^2)} + \frac{l^2}{2h} \sinh^{-1}\left(\frac{2h}{l}\right)$$

Example 8.70

Find the equation of the curve described by a heavy cable hanging, without load, under gravity, from two equally high points.

Solution

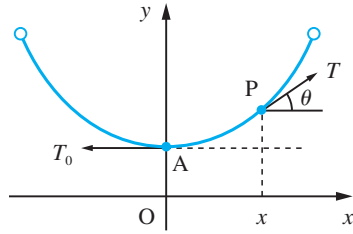
Consider the cable illustrated in Figure 8.71. Let T be the tension acting at a point P that is a horizontal distance x from the axis of symmetry, as shown, and let the tangent to the curve at P make an angle θ to the horizontal. If s is the length of the curve between A and P, and T_0 is the tension at A, then resolving the forces acting on the length of cable between A and P horizontally and vertically gives

$$T_0 = T \cos \theta \quad \text{and} \quad spg = T \sin \theta$$

where ρ is the line density of the cable and g is the acceleration due to gravity. Dividing these equations, we obtain

$$\tan \theta = \frac{s}{c}$$

Figure 8.71
Heavy hanging cable.



This is known as the intrinsic equation of the curve, where $c = T_0/\rho g$. In terms of x and y , this equation, using (8.45), implies that the coordinates of P satisfy

$$y'(x) = \frac{1}{c} \int_0^x \sqrt{[1 + (y'(t))^2]} dt$$

To solve this equation to obtain the equation of the curve, we first differentiate it with respect to x , giving

$$y''(x) = \frac{1}{c} \sqrt{[1 + (y'(x))^2]}$$

with $dy/dx = 0$ at $x = 0$. This may be rewritten as

$$\frac{d^2y/dx^2}{\sqrt{[1 + (dy/dx)^2]}} = \frac{1}{c}$$

and integrating with respect to x , using the substitution $dy/dx = \sinh u$, and remembering that $(d/dx)(dy/dx) = d^2y/dx^2$, gives

$$\sinh^{-1} \left(\frac{dy}{dx} \right) = \frac{x}{c} + A_1$$

Since $dy/dx = 0$ at $x = 0$, we deduce that $A_1 = 0$ and

$$\frac{dy}{dx} = \sinh \frac{x}{c}$$

This is easy to integrate, giving

$$y = c \cosh \frac{x}{c} + B$$

The value of B is fixed by the value of y at $x = 0$. This may be chosen quite arbitrarily without changing the shape of the curve. Choosing $y(0) = c$ gives a neat answer (with $B = 0$):

$$y = c \cosh \frac{x}{c}$$

Note that this curve, called the **catenary**, is different from the shape of the cable of a suspension bridge, which is a parabola. The catenary has many applications, including the design of roofs and arches.

8.9.7 Moments of inertia

We have seen in Section 7.9.3 that moments of inertia occur in the design of structures involving beams. They also occur in the mechanics of rotating parts of machinery and in the design of ships. The formal definition of a moment of inertia of an object about an axis is its second moment of mass about that axis. The simplest case to consider is that of a plane rectangular area of sides a and b , with mass per unit area ρ , as shown in Figure 8.72(a).

The elementary strip PQ has mass $\rho b \Delta x$ and its second moment of mass about OY is $x^2 \rho b \Delta x$. The moment of inertia I_{OY} of the rectangle about OY is the sum of all such second moments. Thus

$$\begin{aligned} I_{OY} &= \int_0^a x^2 \rho b \, dx = \left[\frac{1}{3} x^3 b \rho \right]_0^a \\ &= \frac{1}{3} \rho a^3 b = \frac{1}{3} m a^2 \end{aligned}$$

where $m = \rho ab$ is the mass of the rectangle.

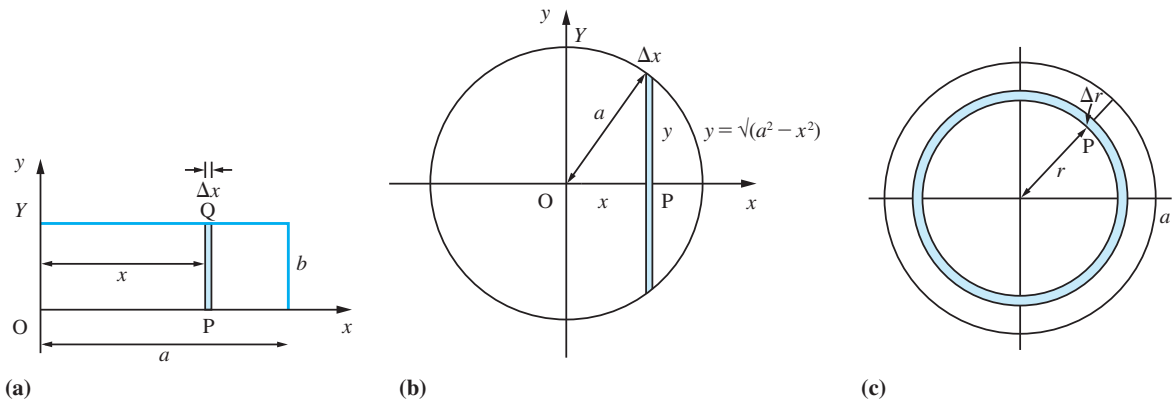


Figure 8.72 (a) Plane rectangular area. (b) Circular disc about diameter. (c) Circular disc about perpendicular axis.

Example 8.71

Find the moments of inertia of a circular disc of radius a about

- a diameter;
- an axis through its centre and perpendicular to it.

Assume uniform mass per unit area is ρ .

Solution (a) The second moment of the elementary strip at P about OY (see Figure 8.72(b)) is $2x^2 \rho y \Delta x$. Thus the moment of inertia of the disc is

$$\begin{aligned} I_{OY} &= \int_{-a}^{+a} 2x^2 \rho \sqrt{a^2 - x^2} \, dx \\ &= 4\rho \int_0^a x^2 \sqrt{a^2 - x^2} \, dx \end{aligned}$$

using symmetry properties of the integrand.

Putting $x = a \sin \theta$ gives

$$\begin{aligned} I_{OY} &= 4\rho \int_0^{\pi/2} a^4 \sin^2\theta \cos^2\theta \, d\theta \\ &= \rho a^4 \int_0^{\pi/2} \sin^2 2\theta \, d\theta \\ &= \frac{1}{2} \rho a^4 \int_0^{\pi/2} (1 - \cos 4\theta) \, d\theta \\ &= \frac{1}{2} \rho a^4 \left[\theta - \frac{1}{4} \sin 4\theta \right]_0^{\pi/2} \\ &= \frac{1}{4} (\rho \pi a^2) a^2 = \frac{1}{4} m a^2 \end{aligned}$$

where m is the mass of the disc.

(b) The second moment of the elementary ring at P (see Figure 8.72(c)) is $r^2(\rho 2\pi r)\Delta r$. So the moment of inertia of the disc about an axis through its centre, perpendicular to it, is given by

$$\begin{aligned} I_{OZ} &= \int_0^a r^2 \rho 2\pi r \, dr = \frac{1}{2} \rho \pi [r^4]_0^a \\ &= \frac{1}{2} (\rho \pi a^2) a^2 = \frac{1}{2} m a^2 \end{aligned}$$

This example illustrates two ways in which moments of inertia are calculated.

8.9.8 Exercises



Check your answers using MATLAB whenever possible.

- 127 Find the volume generated when the plane figure bounded by the curve $xy = x^3 + 3$, the x axis and the ordinates at $x = 1$ and $x = 2$ is rotated about the x axis through one complete revolution.
- 128 Express the length of the arc of the curve $y = \sin x$ from $x = 0$ to $x = \pi$ as an integral. Also find the volume of the solid generated by revolving the region bounded by the x axis and this arc about the x axis through 2π radians.

- 129 (a) Sketch the curve whose equation is

$$y = (x - 2)(x - 1)$$

Show that the volume generated when the finite area between the curve and the x axis is rotated through 2π radians about the x axis is $\pi/30$.

(b) Show that the curved surface generated by the revolution about the x axis of the portion of the curve $y^2 = 4ax$ included between the origin and the ordinate $x = 3a$ is $\frac{56}{3}\pi a^2$.

- 130 A curve is represented parametrically by

$$x(t) = 3t - t^3, \quad y(t) = 3t^2 \quad (0 \leq t \leq 1)$$

Find the volume and surface area of the solid of revolution generated when the curve is rotated about the x axis through 2π radians.

- 131 The electrical resistance R (in Ω) of a rheostat at a temperature θ (in $^\circ\text{C}$) is given by $R = 38(1 + 0.004\theta)$. Find the average resistance of the rheostat as the temperature varies uniformly from 10°C to 40°C .

- 132 The area enclosed between the x axis, the curve $y = x(2 - x)$ and the ordinates $x = 1$ and $x = 2$ is rotated through 2π radians about the x axis. Calculate
- the rotating area and the coordinates of its centroid;
 - the volume of the solid of revolution formed and the coordinates of its centre of gravity.
- 133 Show that the area enclosed between the x axis, the curve $4y = x^2 - 2\ln x$ and the coordinates $x = 1$ and $x = 3$ is $\frac{1}{6}(19 - 9\ln 3)$.
- 134 The speed V of a rocket at a time t after launch is given by
- $$V = at^2 + b$$
- where a and b are constants. The average speed over the first second was 10 m s^{-1} , and that over the next second was 50 m s^{-1} . Determine the values of a and b . What was the average speed over the third second?
- 135 Find the centroid of the area bounded by $y^2 = 4x$ and $y = 2x$ and also the centroid of the volume obtained by revolving this area about the x axis.
- 136 Show that the moment of inertia of an equilateral triangular lamina of side $2a$ about an altitude is $ma^2/6$, where m is the mass of the lamina.

8.10 Numerical evaluation of integrals

In many practical problems the functions that have to be integrated are often specified by a graph or by a table of values. Even when the function is given analytically, it often cannot be integrated to give an answer in terms of simple functions. Also, in many engineering and scientific problems it is often known in advance that the value of an integral is only required to a certain precision and the use of an approximate method can avoid considerable unwanted labour. In all these cases we have to evaluate the integrals numerically. There are many ways of doing this, varying from the simplest square-counting for working out the area under a graph to sophisticated computer procedures. In this section we shall develop a simple numerical method known as the trapezium rule, which is the basis of many computer algorithms, and a hand-computation method known as Simpson's rule.

8.10.1 The trapezium rule

The simplest methods return to the initial ideas about integration introduced earlier (see Section 8.7.1). As indicated in Figure 8.73, they involve slicing up the area to be found into a number of strips of equal width, approximating the area of each strip in some way; the sum of these approximations then gives the final numerical result.

The points of subdivision of the domain of integration $[a, b]$ are labelled x_0, x_1, \dots, x_n , where $x_0 = a, x_n = b, x_r = x_0 + rh$ ($r = 0, 1, 2, \dots, n$), and the width of each strip is $h = (b - a)/n$. The value of the integrand $f(x)$ at these points is, as usual, denoted by $f_r = f(x_r)$. A basic method for numerical integration approximates the area of each strip by the area of the trapezium formed when the upper end is replaced by the chord of the graph, as shown in Figure 8.74.

By the sum rule of integration

$$\int_a^b f(x)dx = \int_{x_0}^{x_1} f(x)dx + \int_{x_1}^{x_2} f(x)dx + \dots + \int_{x_{n-1}}^{x_n} f(x)dx = \sum_{r=0}^{n-1} \int_{x_r}^{x_{r+1}} f(x)dx$$

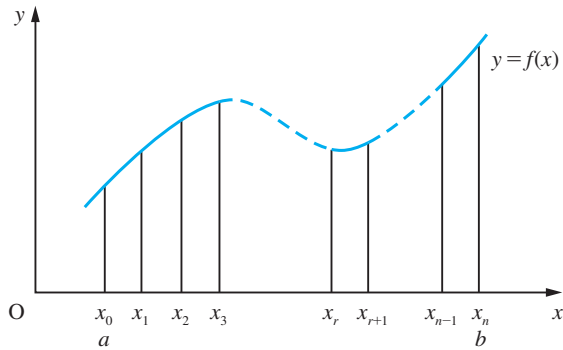


Figure 8.73 Slicing up an area into vertical strips of equal width.

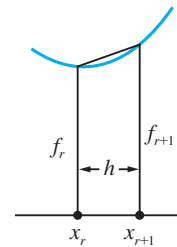


Figure 8.74 Trapezium approximation to area of strip.

From Figure 8.74 we can see that the approximate area of the r th strip is

$$\frac{1}{2} (f_r + f_{r+1})h$$

so that

$$\begin{aligned} \int_a^b f(x)dx &\approx \sum_{r=0}^{n-1} \frac{1}{2} (f_r + f_{r+1})h = \frac{1}{2}h \sum_{r=0}^{n-1} (f_r + f_{r+1}) \\ &= \frac{1}{2}h[(f_0 + f_1) + (f_1 + f_2) + \dots + (f_{n-1} + f_n)] \end{aligned}$$

That is,

$$\int_a^b f(x)dx \approx h\left(\frac{1}{2}f_0 + f_1 + f_2 + \dots + f_{n-1} + \frac{1}{2}f_n\right) \quad (8.47)$$

This approximation method is called the **trapezium rule**. As we shall see below, the best method for using it is given in formula (8.48).

Example 8.72

Evaluate the integral $\int_1^2 (1/x)dx$ to 5dp, using the trapezium rule.

Solution

This integral is one of the standard integrals given in Figure 8.56, and so can be evaluated analytically. Its value is $\ln 2 = 0.693147$ to 6dp. This enables us, in this illustrative example, to check our methods. Usually, of course, the value of the integral is not known beforehand, and assessing the accuracy of the estimate obtained using the trapezium rule is an important aspect of the evaluation.

The first decision to be made in the numerical procedure is that of how many strips should be used; that is, what value n should have. A large number of strips may yield a good approximation to each strip, but will involve a lot of calculation, with the possibility of consequent rounding error accumulation. A small number of strips will obviously involve a large error in the approximation to the area of each strip. We shall investigate the situation.

First of all, we shall introduce the notation $T(h)$ to denote the approximation to the value of the integral given by the trapezium rule using strips of width h . Obviously, ignoring the possible effects of rounding errors, we expect

$$\lim_{h \rightarrow 0} T(h) = \int_1^2 \frac{1}{x} dx$$

Taking $n = 1$ gives $h = (2 - 1)/n = 1$, $x_0 = 1$ and $x_1 = 2$. This gives the estimate

$$\int_1^2 \frac{1}{x} dx = \frac{1}{2}(1)(f_0 + f_1) = T(1)$$

Here $f_0 = 1$ and $f_1 = 0.5$, so that $T(1) = 0.75$. This estimate for the value of the integral has an error of $0.75 - 0.693 = +0.057$.

Taking $n = 2$ gives $h = 0.5$, $x_0 = 1$, $x_2 = 2$ and $x_1 = 1.5$. Note that x_0 and x_2 are the two points used before, but now relabelled. This gives the estimate

$$T(0.5) = (0.5)[f_1 + \frac{1}{2}(f_0 + f_2)]$$

where $f_0 = 1$, $f_1 = 0.666667$ and $f_2 = 0.5$, so that $T(0.5) = 0.708333$. This estimate has an error of $+0.015$, so by doubling the number of strips, we have reduced the error by a factor of nearly 4.

Taking $n = 4$ gives $h = 0.25$, $x_0 = 1$, $x_4 = 2$, $x_1 = 1.25$, $x_2 = 1.5$ and $x_3 = 1.75$. Note that three of these points were used in the previous calculation. This value of n gives the estimate

$$T(0.25) = (0.25)[f_1 + f_2 + f_3 + \frac{1}{2}(f_0 + f_4)]$$

where $f_0 = 1$, $f_1 = 0.8$, $f_2 = 0.666667$, $f_3 = 0.571429$ and $f_4 = 0.5$, so that $T(0.25) = 0.697024$. This estimate has an error of $+0.004$, so by doubling the number of strips, we have again reduced the error by a factor of 4.

Continuing this process, with $n = 8$, we obtain the estimate $T(0.125) = 0.694122$, with an error of $+0.001$.


Based on these four calculations, we can estimate the values of n and h that will give an answer correct to 5dp; that is, with an absolute error less than 0.000005. If we continue the process of doubling the number of strips, reducing the error by a factor of 4 each time, we shall obtain an answer with the required accuracy when $n = 128$. With this large number of strips, we clearly need to organize the calculation to do it as economically as possible. Looking back at the previous calculations, we see that at each new value of n we almost double the number of points at which the integrand has to be evaluated, but as can be seen from Figure 8.75, at half of these points it has been evaluated in previous calculations.

Taking into account the effect of interval-halving on h , we can reduce the amount of calculation to evaluate $T(h)$ by making use of the result obtained for $T(2h)$:

$$T(h) = h[f_1 + f_2 + f_3 + \dots + f_{n-1} + \frac{1}{2}(f_0 + f_n)], \quad h = \frac{b-a}{n}$$

$$T(2h) = (2h)[f_2 + f_4 + \dots + f_{n-2} + \frac{1}{2}(f_0 + f_n)]$$

Figure 8.75
Points at which
integrand is evaluated.



Here $f_0, f_2, f_4, \dots, f_n$ were all calculated previously, in the evaluation of $T(2h)$. Rearranging, we have

$$T(h) = h(f_1 + f_3 + f_5 + \dots + f_{n-1}) + \frac{1}{2}(2h)[f_2 + f_4 + \dots + f_{n-2} + \frac{1}{2}(f_0 + f_n)]$$

Thus

$$T(h) = h(f_1 + f_3 + f_5 + \dots + f_{n-1}) + \frac{1}{2}T(2h) \quad (8.48)$$

(remembering that if h is the strip width for n intervals then $2h$ is the strip width for $\frac{1}{2}n$ intervals).

This formula enables us to perform the calculations economically, but we can exploit it in a more subtle way.

We have seen that halving the strip width reduces the error by a factor of approximately 4. This means that the error is proportional to h^2 . In fact, this behaviour is typical of the application of the trapezium rule to the evaluation of many kinds of integrals, and we can use it to obtain a more accurate estimate of the value of the integral. Since the error is proportional to h^2 , we can write

$$T(h) - \int_1^2 \frac{1}{x} dx = Ah^2$$

where $h = 1/n$ and A is some number that, in general, will depend upon n but will remain bounded as n becomes large. A similar formula holds for $T(2h)$:

$$T(2h) - \int_1^2 \frac{1}{x} dx = 4A'h^2$$

where h has the same value as before and $A' \approx A$. These two formulae enable us to estimate the error in the approximation for the integral. Subtracting them gives

$$3Ah^2 \approx T(2h) - T(h)$$

so that the approximation $T(h)$ to the integral has an error estimate of $\frac{1}{3}[T(2h) - T(h)]$. Thus in the calculation above the estimated error for $T(0.125)$ is

$$\frac{1}{3}(0.697\,024 - 0.694\,122) = +0.000\,967$$

as we found before. This means that we can estimate the error in the usual situation of not knowing (unlike in this example) the true value of the integral. It also enables us to obtain a better approximation. Subtracting the estimated error from $T(h)$ gives the improved approximation (Richardson's extrapolation)

$$\int_1^2 \frac{1}{x} dx \approx T(h) - \frac{1}{3}[T(2h) - T(h)]$$

Alternatively we may write

$$\int_1^2 \frac{1}{x} dx \approx \frac{1}{3}[4T(h) - T(2h)]$$

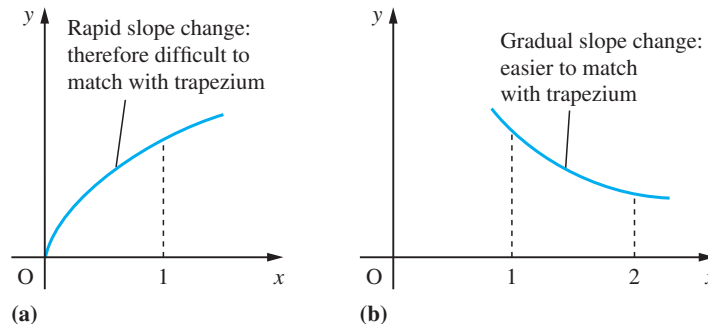
Using the values for $T(0.25)$ and $T(0.125)$ obtained above, we have

$$\int_1^2 \frac{1}{x} dx \approx 0.694122 - 0.000967 = 0.69315$$

which is correct to 5dp. In general, of course, we could not know how good an approximation this extrapolated value is, and the usual practice is to continue interval-halving until two successive extrapolated values agree to the accuracy required. Not all integrals will converge as quickly as in this example. For example, $\int_0^1 \sqrt{x} dx$ requires a large number of evaluations to achieve reasonable accuracy. The reason for the slow convergence of the approximation to $\int_0^1 \sqrt{x} dx$ compared with that of $\int_1^2 (1/x) dx$ is readily seen from Figure 8.76.

Figure 8.76

- (a) Graph of $y = \sqrt{x}$.
 (b) Graph of $y = 1/x$.



The trapezium rule as given in (8.47) is implemented in MATLAB using the commands

```
a = lower limit; b = upper limit; n = number of strips;
h = (b - a)/n; x = (a:h:b)'
```

(which outputs the x_i values as a column array)

$$y = f(x)$$

(which outputs the corresponding values of y as a column array)

$$h * trapz(y)$$

Considering the integral in Example 8.72 and taking eight strips, the commands

$$a = 1; b = 2; n = 8; h = (b - a)/n; x = (a:h:b)';$$

$$y = 1./x;$$

(Note use of $./$ as we are dealing with arrays.)

$$h * trapz(y)$$

return the answer 0.6941 to 4dp, which checks with the value of $T(0.125)$ in the given solution.

Example 8.73

Evaluate the integral $\int_0^1 \sqrt{1+x^2} dx$ to 5dp, using the trapezium rule and extrapolation.

Solution

As before, we begin with just one strip, so that $h = 1$ and $T(1) = \frac{1}{2}(f_0 + f_1)$, where $f_0 = f(x_0) = f(0) = 1.000000$ and $f_1 = f(x_1) = f(1) = 1.414214$. Thus $T(1) = 1.207107$. Next we set $h = \frac{1}{2}$, and we calculate one new value of the integrand at $x = \frac{1}{2}$, giving a new $f_1 = \frac{1}{2}\sqrt{5} = 1.118034$ and

$$\begin{aligned} T(0.5) &= hf_1 + \frac{1}{2}T(1) \\ &= 0.5 \times 1.118034 + 0.603554 \\ &= 1.162570 \end{aligned}$$

An estimate for the error in $T(0.5)$ is

$$\frac{1}{3}[T(1) - T(0.5)] = 0.014846$$

and a better approximation for the value of the integral is given by

$$1.162570 - 0.014846 = 1.147724$$

Next we interval-halve again, giving $h = 0.25$, and calculate new values of the integrand (at $x = 0.25$ and $x = 0.75$):

$$f_1 = f(0.25) = 1.030776 \quad \text{and} \quad f_3 = f(0.75) = 1.25$$

Thus

$$T(0.25) = h(f_1 + f_3) + \frac{1}{2}T(0.5) = 1.151479$$

with an error estimate of $\frac{1}{3}[T(0.5) - T(0.25)] = 0.003\,697$ and an extrapolated value

$$1.151\,479 - 0.003\,697 = 1.147\,782$$

At this stage we can see that the value of the integral is 1.148 to 3dp. We continue interval-halving, giving: for $h = 0.125$, $T(0.125) = 1.148\,714$, with an error estimate of 0.000 922 and an extrapolated value 1.147 793; and for $h = 0.0625$, $T(0.0625) = 1.148\,714$, with an error estimate of 0.000 230 and an extrapolated value 1.147 793. Thus the extrapolated values agree to 6dp, so that we can write

$$\int_0^1 \sqrt{1+x^2} dx = 1.147\,79$$

with confidence that the value is correct to the number of decimal places given.

8.10.2 Simpson's rule

The interval-halving algorithm developed in Section 8.10.1 is the appropriate algorithm to use for automatic computation. It is easy to program and is computationally efficient when used with extrapolation. It is, however, cumbersome for hand computation. For pencil-and-paper calculations a method that has been commonly used is equivalent to the extrapolated result obtained in Section 8.10.1 but does not give any estimate of error or permit easy interval-halving to check the accuracy of the result.

The trapezium rule approximation to $\int_a^b f(x)dx$ using one strip is

$$T_1 = \frac{1}{2}(b-a)[f(a) + f(b)]$$

and that using two strips is

$$T_2 = \frac{b-a}{4}[f(a) + 2f\left(\frac{a+b}{2}\right) + f(b)]$$

The extrapolation based on these two estimates is

$$\begin{aligned} S &= [4T_2 - T_1]/3 \\ &= \frac{(b-a)}{6}[f(a) + 4f\left(\frac{a+b}{2}\right) + f(b)] \end{aligned}$$

The formula provides the basic approximation for the area under the curve between $x = a$ and $x = b$. It can be shown to be the area under the parabola which passes through the three points $(a, f(a))$, $((a+b)/2, f((a+b)/2))$ and $(b, f(b))$.

Now consider the interval $[a, b]$ divided into n equal strips of width h where n is an even number. Then we may write

$$\int_a^b f(x)dx = \int_{x_0}^{x_2} f(x)dx + \int_{x_2}^{x_4} f(x)dx + \int_{x_4}^{x_6} f(x)dx + \dots + \int_{x_{n-2}}^{x_n} f(x)dx$$

where $x_k = a + kh$.

Applying the basic formula to each of the integrals on the right-hand side yields the approximation

$$\begin{aligned} \int_a^b f(x)dx &\approx \frac{h}{3}[f_0 + 4f_1 + f_2] + \frac{h}{3}[f_2 + 4f_3 + f_4] + \frac{h}{3}[f_4 + 4f_5 + f_6] \\ &\quad + \dots + \frac{h}{3}[f_{n-2} + 4f_{n-1} + f_n] \end{aligned}$$

$$\int_a^b f(x)dx \approx \frac{h}{3}[f_0 + 4f_1 + 2f_2 + 4f_3 + 2f_4 + \dots + 2f_{n-2} + 4f_{n-1} + f_n] \quad (8.49)$$

or in words

The integral is approximately one-third the step size times the sum of four times the odd ordinates plus twice the even ordinates plus first and last ordinates.

This is referred to as **Simpson's rule** and a pencil-and-paper calculation would be set out as shown in Example 8.74.



There is no command in MATLAB for implementing Simpson's rule (8.49), in which the number of strips is specified. Instead the package incorporates the command `quad(f, a, b)`, which tries to approximate the integral of the scalar-valued function $f = f(x)$ from a to b to within an error of $1.e^{-6}$ using recursive adaptive Simpson quadrature. There is no need to specify the number of strips and the method is somewhat hidden from the user. It is an efficient approach to evaluate an integral numerically but is of limited value as a learning tool. When using the `quad` command the function $f(x)$ must be expressed as an *inline* function with the array operations `.*`, `./` and `.^` used in its specification, so that it can be evaluated with a vector argument. As an illustration we consider the integral of Example 8.73, for which the commands

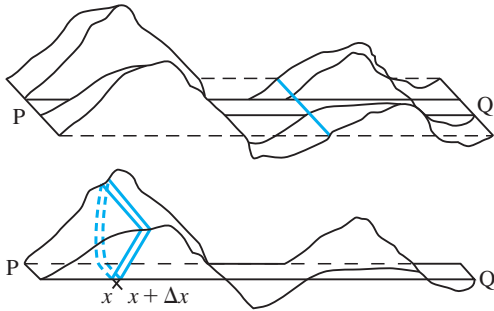
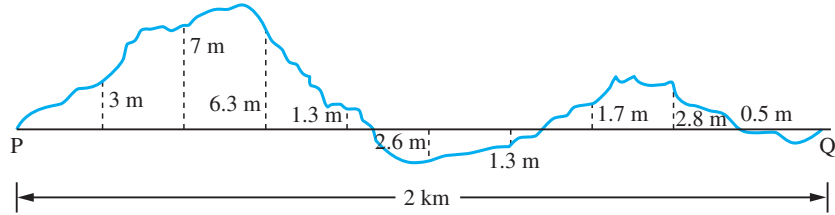
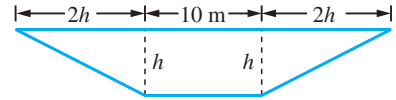
```
f = inline('(1 + x.^2).^ (1/2)'); quad(f, 0,1)
return the answer 1.1478.
```

Example 8.74

Figure 8.77 shows a longitudinal section PQ of rough ground through which a straight horizontal road is to be cut. The width of the road is to be 10 m, and the sides of the cutting and embankment slope at 2 horizontal to 1 vertical. Estimate the net volume of earth removed in making the road.

Figure 8.77

Cross-section with distances above or below datum at 200 m intervals (not to scale).

**Figure 8.78** Volume of soil to be removed in road construction.**Figure 8.79** Cross-section of cutting with sides sloping at 1 in 2.**Solution**

In this case we are not dealing with a solid of revolution, and so cannot use (8.36) to find the volume. Instead, we slice the volume up, estimate the volume of each slice and then add all the individual volumes together, as illustrated in Section 8.7.1. The volume above the datum PQ is counted as positive and that below the datum as negative, so that infill on site is accounted for automatically.

Consider the 'slice' between the points at distances x and $x + \Delta x$ from P, as shown in Figure 8.78. The volume of this slice is $\bar{A}\Delta x$ where \bar{A} is the average cross-sectional area between x and $x + \Delta x$. The cross-sectional area A depends on the height h of the soil above the datum line PQ. This relationship is given by

$$A = (2h + 10)h$$

as shown in Figure 8.79.

The height h depends on the distance x along the road, so that we can construct a table of values for A as a function of x , as shown in Figure 8.80.

Figure 8.80

Cross-sectional area versus distance.

x	0	200	400	600	800	1000	1200	1400	1600	1800	2000
h	0.0	3.0	7.0	6.3	1.3	-2.6	-1.3	1.7	2.8	-0.5	0.0
A	0.0	48.0	168.0	142.4	16.4	-39.5	-16.4	22.8	43.7	-5.5	0.0

The total volume V of soil removed from the site is the sum of the volumes of the individual slices:

$$V = \sum A(\bar{x})\Delta x$$

where $A(\bar{x})$ is given by

$$A(\bar{x}) = \bar{A} \quad (x \leq \bar{x} \leq x + \Delta x)$$

Letting the number of slices tend to infinity while making their thicknesses all tend to zero gives V in the form of an integral:

$$V = \int_0^{2000} A(x) dx$$

This provides us with a mathematical model for the amount of soil to be removed: the next step is to evaluate the integral. In this example the integrand is known only from a table of values, so we have no alternative but to evaluate it numerically.

Using Simpson's rule with 10 strips of width 200 m, the calculation is shown in Figure 8.81 and we obtain the estimate $7.3 \times 10^4 \text{ m}^3$. If a better estimate is required, more data will have to be collected.

Figure 8.81
Simpson's rule
'paper-and-pencil'
calculation.

<i>Odds</i>	<i>Evens</i>	<i>First and Last</i>
48.0	168.0	0.0
142.4	16.4	<u>0.0</u>
-39.5	-16.4	0.0
22.8	<u>43.7</u>	423.4
<u>-5.5</u>	211.7 × 2	<u>672.8</u>
168.2 × 4		<u>1096.2 × $\frac{200}{3}$</u>
		<u>73 080.0</u>

8.10.3 Exercises



Check your answers using MATLAB.

137 Use the trapezium rule to evaluate $\int_0^{0.8} e^{-x^2} dx$. Take the step size h equal to 0.8, 0.4, 0.2, 0.1 in turn and use extrapolation to improve the accuracy of your answer.

138 Use the trapezium rule, with interval-halving and extrapolation, to evaluate

$$\int_0^1 \log(\cosh x) dx \quad \text{to 4dp}$$

139 An ellipse has parametric equations $x = \cos t$, $y = \frac{1}{2}\sqrt{3} \sin t$. Show that the length of its circumference is given by

$$2 \int_0^{\pi/2} \sqrt{3 + \sin^2 t} dt$$

This integral cannot be evaluated in terms of elementary functions. Use the trapezium rule with interval-halving to evaluate it to 6dp.

140 The capacity of a battery is measured by $\int i dt$, where i is the current. Estimate, using Simpson's

rule, the capacity of a battery whose current was measured over an 8 h period with the results shown below:

Time/h	0	1	2	3	4	5	6	7	8
Current/A	25.2	29.0	31.8	36.5	33.7	31.2	29.6	27.3	28.6

141 The speed $V(t) \text{ m s}^{-1}$ of a vehicle at time $t \text{ s}$ is given by the table below. Use Simpson's rule to estimate the distance travelled over the 8 seconds.

t	0	1	2	3	4	5	6	7	8
V(t)	0	0.63	2.52	5.41	9.02	13.11	16.72	18.75	20.15

142 Use Simpson's rule with $h = 0.1$ to estimate

$$\int_0^1 \sqrt{1 + x^3} dx$$

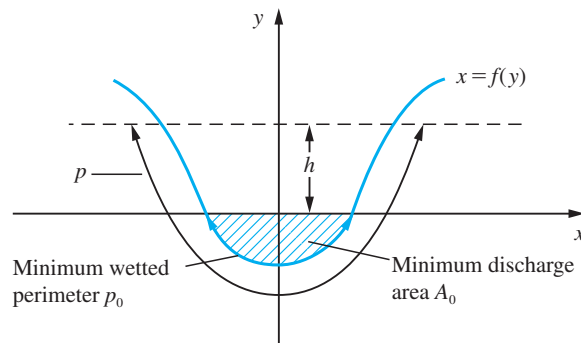
(Notice that by this method you have no way of knowing how accurate your estimate is.)

8.11 Engineering application: design of prismatic channels

The mean velocity V of flow in straight prismatic channels is proportional to $(A/p)^r$, where A is the cross-sectional area of the flow, p is the wetted perimeter and r is approximately a constant ($\frac{7}{12}$). Given the channel section for minimum flows (that is, A_0 and p_0), the objective is to design a channel such that V has the same value for all larger discharges.

Assume a symmetric channel cross-section as shown in Figure 8.82, where A_0 and p_0 are the minimum flow values of A and p . Let the shape of the channel be given by $x = f(y)$. (Note that in this application y , the height of the surface above the datum line, is the independent variable.) Then we want to find the function $f(y)$ such that the mean flow velocity is independent of y . This implies because it is proportional to $(A/p)^r$ that

Figure 8.82
Channel cross-section.



$$\frac{A}{p} = \frac{A_0}{p_0}$$

The area A is given by the integral of $f(y)$. Thus

$$A = A_0 + 2 \int_0^h x \, dy$$

where $x = f(y)$ and $h > 0$.

Using (8.45), the wetted perimeter p is given by

$$p = p_0 + 2 \int_0^h \sqrt{1 + \left(\frac{dx}{dy}\right)^2} \, dy \quad (h > 0)$$

Since $A/A_0 = p/p_0$, we deduce that

$$1 + \frac{2}{A_0} \int_0^h x \, dy = 1 + \frac{2}{p_0} \int_0^h \sqrt{1 + \left(\frac{dx}{dy}\right)^2} \, dy$$

Rearranging the integrals under a common integral sign gives

$$\int_0^h \left\{ \frac{x}{A_0} - \frac{1}{p_0} \sqrt{1 + \left(\frac{dx}{dy}\right)^2} \right\} dy = 0 \quad (h > 0)$$

Since this is true for all $h > 0$, it implies that the integrand must be identically zero. Thus $x = f(y)$ satisfies the differential equation

$$\frac{x}{A_0} = \frac{1}{p_0} \sqrt{\left[1 + \left(\frac{dx}{dy}\right)^2\right]}$$

which, assuming $\frac{dx}{dy} \geq 0$, implies

$$\frac{dx}{dy} = \sqrt{\left[\left(\frac{p_0 x}{A_0}\right)^2 - 1\right]} \quad (8.50)$$

Integrating with respect to y then gives

$$\int \frac{dx}{\sqrt{[(p_0 x/A_0)^2 - 1]}} = \int 1 dy$$

Using the substitution $\cosh u = (p_0 x/A_0)$ on the left-hand side gives

$$\frac{A_0}{p_0} \cosh^{-1}\left(\frac{p_0 x}{A_0}\right) = y + c$$

If the channel has width $2b$ where $y = 0$, we can obtain the value of the constant of integration c as

$$c = \frac{A_0}{p_0} \cosh^{-1}\left(\frac{p_0 b}{A_0}\right)$$

and deduce the formula for a suitable channel shape as

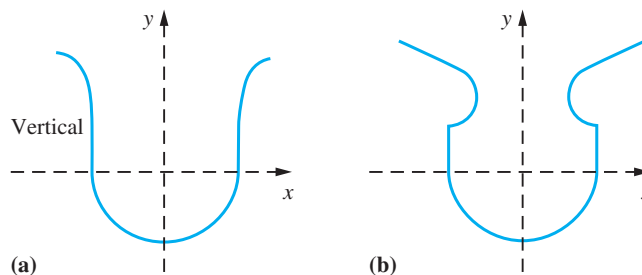
$$y = \frac{A_0}{p_0} \left[\cosh^{-1}\left(\frac{p_0 x}{A_0}\right) - \cosh^{-1}\left(\frac{p_0 b}{A_0}\right) \right]$$

This solution, however, is not unique and we note that the differential equation (8.50) is also satisfied by

$$x = \frac{A_0}{p_0}$$

As an exercise, use this information to show that the general solution may take the form of either of the cross-sections shown in Figures 8.83(a) and (b). Notice that the line shape in Figure 8.83(b) does not have $\frac{dx}{dy} \geq 0$.

Figure 8.83



8.12 Engineering application: harmonic analysis of periodic functions

Periodic functions occur frequently in practical problems and in natural phenomena like tidal systems. Rotating parts of machinery produce vibrations, which may become dangerous when resonance occurs. Indeed such a resonance led to the failure of the Tacoma Narrows bridge (see Section 10.10.3). Periodic motions usually involve several frequencies of vibrations at the same time and the method of finding the amplitude of each frequency is called **harmonic analysis** (see also Chapter 12).

Consider, for example, the crank and connecting rod mechanism discussed in Example 2.44. The displacement function of the slider is

$$y = r \cos x + \sqrt{l^2 - r^2 \sin^2 x}$$

where r is the radius of the crank, l the length of the connecting rod and x (radians) is the angle turned through. The motion is periodic but is not a simple sinusoid. It involves many harmonics and we may write

$$y = a_0 + a_1 \cos x + a_2 \cos 2x + a_3 \cos 3x + \dots$$

where the a 's are constants and we choose a cosine series since y is an even function $y(-x) = y(x)$. To simplify the problem, we take a special case with $r = 1$ and $l = 3$. Then

$$y = \cos x + \sqrt{8 + \cos^2 x}$$

A graph of y is shown in Figure 8.84.

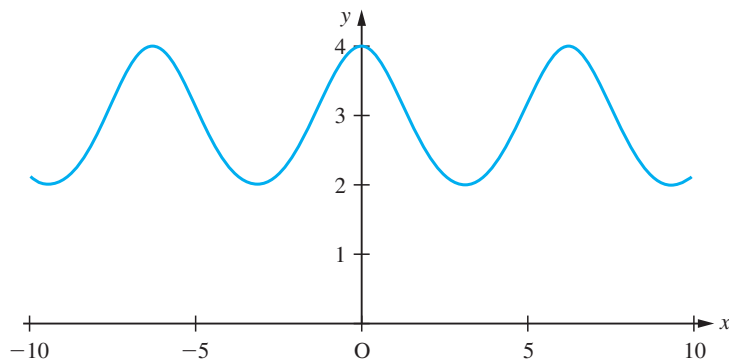
The displacement y has period 2π and its mean value \bar{y} is given by

$$\bar{y} = \frac{1}{2\pi} \int_0^{2\pi} [\cos x + \sqrt{8 + \cos^2 x}] dx$$

The contribution of $\cos x$ to the value of the integral over a complete period is zero, so this simplifies to

$$\bar{y} = \frac{1}{2\pi} \int_0^{2\pi} \sqrt{8 + \cos^2 x} dx$$

Figure 8.84 Graph of $y = \cos x + \sqrt{8 + \cos^2 x}$.



This integral cannot be evaluated analytically. Using the trapezium rule with step sizes $\pi/2$, $\pi/4$ and $\pi/8$, together with Richardson's extrapolation, we obtain

$$\bar{y} = 2.9148$$

We now seek an approximation to $y(x)$ having the form

$$y(x) \approx \bar{y} + \cos x + a \cos 2x$$

such that the integral of the squared error over a complete period is as small as possible. That is, a is chosen so that

$$\frac{d}{da} \left\{ \int_{-\pi}^{\pi} [\bar{y} + \cos x + a \cos 2x - y(x)]^2 dx \right\} = 0$$

Expanding the integrand this gives

$$\frac{d}{da} \left\{ \int_{-\pi}^{\pi} [\bar{y}^2 + a^2 \cos^2 2x + 8 + \cos^2 x + 2\bar{y}a \cos 2x - 2\bar{y}\sqrt{8 + \cos^2 x} - 2a \cos 2x\sqrt{8 + \cos^2 x}] dx \right\} = 0$$

This tidies up to

$$\frac{d}{da} \left\{ \int_{-\pi}^{\pi} [\bar{y}^2 + 8 + \cos^2 x - 2\bar{y}\sqrt{8 + \cos^2 x}] dx + 2a\bar{y} \int_{-\pi}^{\pi} \cos 2x dx - 2a \int_{-\pi}^{\pi} \cos 2x\sqrt{8 + \cos^2 x} dx + a^2 \int_{-\pi}^{\pi} \cos^2 2x dx \right\} = 0$$

The first integral inside the braces is independent of a , and so differentiates to zero. The second integral is zero in value and the last integral has value π . Thus differentiating with respect to a gives

$$-2 \int_{-\pi}^{\pi} \cos 2x\sqrt{8 + \cos^2 x} dx + 2a\pi = 0$$

Hence

$$a = \frac{1}{\pi} \int_{-\pi}^{\pi} \cos 2x\sqrt{8 + \cos^2 x} dx$$

Evaluating this integral numerically gives $a = 0.0858$. Investigating the difference between the approximation and y over a complete period shows that the size of the maximum error is less than 0.0007.

8.13 Review exercises (1–39)



Check your answers using MATLAB whenever possible.

- 1 Differentiate the following expressions, giving your answers as simply as possible:

(a) e^{x^2+x}	(b) $\frac{x^3}{(3-x)^2}$
(c) $\sin(5x-1)$	(d) $(\tan x)^x$
(e) $\cos^{-1}\sqrt{1-x^2}$	(f) $\frac{1}{\sqrt{(x+1)}}$
(g) $\sin^{-1}\frac{1}{\sqrt{1+x^2}}$	(h) $\frac{1}{(x-1)(x+2)}$
(i) $\sin(3x+1)$	(j) $x^3 \ln x$
(k) $\frac{x^3}{(3-x^2)}$	(l) $\tan^{-1}(e^{-2x})$
(m) $\sqrt[3]{1+\cosh x}$	(n) $(x^2+1)\sin 2x$
(o) $\frac{x-1}{(x+2)^2}$	(p) $e^{\sqrt{x}}$
(q) $\ln \tan x$	(r) $\frac{(2x-1)^{3/2}}{(x+1)^5}$
(s) $x \sin x$	(t) e^{x^2}
(u) 2^x	(v) $\frac{\cos x}{1+\sin x}$
(w) $\sin^{-1}\left(\frac{1}{x}\right)$	(x) $x^3 \cos 2x$
(y) $\sqrt[3]{x^3+x+3}$	(z) $\frac{e^{-x}}{1+x}$

- 2 Evaluate

(a) $\int x^{1/2} \ln x \, dx$	(b) $\int \frac{(2x+3) \, dx}{x^2+2x+2}$
(c) $\int_0^3 \frac{1}{x} [x] \, dx$	(d) $\int_{1/2}^1 \frac{x \sin^{-1} x \, dx}{\sqrt{1-x^2}}$ (set $x = \sin t$)
(e) $\int \frac{x \, dx}{(x-1)(x-2)}$	(f) $\int \tan^4 x \, dx$
(g) $\int_0^1 \sqrt[3]{4-3x^2} \, dx$	(h) $\int \frac{dx}{\sqrt{4-9x^2}}$
(i) $\int \frac{x^2 \, dx}{\sqrt{(x^3-1)}}$	(j) $\int \frac{(x^2+1) \, dx}{x+1}$

(k) $\int \frac{dx}{x^2+6x+13}$	(l) $\int \sqrt{x} \sin \sqrt{x} \, dx$
(m) $\int_0^2 \text{FRACPT}(x) \, dx$	(n) $\int_0^1 \sinh^2 x \, dx$
(o) $\int (1-3x)^9 \, dx$	(p) $\int \sin 3x \sin 2x \, dx$
(q) $\int \ln 2x \, dx$	(r) $\int x e^{-x^2/2} \, dx$
(s) $\int \frac{dx}{\sqrt{(4x^2-9)}}$	(t) $\int_{-1}^4 \frac{(3x-1) \, dx}{\sqrt{(4+3x-x^2)}}$
(u) $\int_0^1 \frac{x \, dx}{(x+1)(x^2+1)}$	(v) $\int (4-3x)^4 \, dx$
(w) $\int \cos 2x \cos 3x \, dx$	(x) $\int \sin^{-1} x \, dx$
(y) $\int x^2 e^{-x} \, dx$	(z) $\int \frac{dx}{1+x+x^2}$

- 3 Find the equation of the tangent and normal at the point (1, 4) to the curve whose equation is

$$y = 2x^4 - 3x^3 + 5x^2 + 3x - 3$$

- 4 Find the equation of the tangent to the curve $x^2 - 3xy + 2y^2 = 3$ at the point (1, 2) and the equation of the normal to the curve $y = x^3 - x^2$ at the point (1, 0). Find the distance of the point of intersection of these lines from the point (-1, 2).

- 5 With reference to Example 2.10, confirm that the function

$$E(x) = x^2(1-x), \quad 0 \leq x \leq 1$$

has maximum value when $x = 2/3$.

- 6 Find the turning points on the curve

$$y = 2x^3 - 5x^2 + 4x - 1$$

and determine their nature. Find the point of inflection and sketch the graph of the curve.

- 7 The turning moment T on the crankshaft of an engine is given by

$$T = 6 + 2.5 \sin 2\theta - 3.8 \cos 2\theta$$

Find the maximum and minimum values of T for $0 \leq \theta \leq 2\pi$.

- 8 The deflection of a beam of length L is given by

$$y = wx^2 \frac{(L-x)^2}{EI} \quad (0 \leq x \leq L)$$

where w , E and I are constants. Determine

- (a) the maximum deflection;
 (b) the points along the beam at which points of inflection lie.

- 9 A running track is set out in the form of a rectangle, of length L and width W , with two semicircular areas, of radius $\frac{1}{2}W$, adjoined at each end of the rectangle. If the perimeter of the whole track is fixed at 400 m, determine the values of L and W that maximize the area of the rectangle.

- 10 Find the maximum and minimum values of y where

$$y = \frac{x^2}{(x-2)(x-6)}$$

justifying your answers. Sketch the curve, indicating the stationary points and any asymptotes.

- 11 Light sources are placed at two fixed points Q and R which are 1 metre apart. The source at R is twice as intense as that at Q. The total illumination at a point P on the line QR x metres distant from Q is $cf(x)$ where c is a positive constant and

$$f(x) = \frac{1}{x^2} + \frac{2}{(1-x)^2} \quad 0 < x < 1$$

Evaluate $f(0.3)$, $f(0.4)$ and $f(0.5)$ and find the quadratic function

$$g(x) = A(x-0.4)^2 + B(x-0.4) + C$$

which passes through $(0.3, f(0.3))$, $(0.4, f(0.4))$ and $(0.5, f(0.5))$. Use this function to estimate the value of x at which the minimum of $f(x)$ occurs. Compare your result with that obtained by calculus methods.

- 12 Using partial fractions, show that

$$(a) \int_2^4 \frac{2x+3}{x(x-1)(x+2)} dx = \frac{3}{2} \ln 3 - \frac{4}{3} \ln 2$$

$$(b) \int_1^2 \frac{6x^2 dx}{(x+1)^2(2x-1)} = 3 \ln 3 - \frac{8}{3} \ln 2 - \frac{1}{3}$$

- 13 Working to 5dp, evaluate $\int_0^1 (1+x^2)^{-1} dx$ using the trapezium rule with five ordinates. Evaluate the integral by direct integration and comment on the accuracy of the numerical method.

- 14 The parametric equations of a curve are

$$x = at^2, \quad y = 2at$$

If ρ is the radius of curvature and (h, k) is its centre of curvature, prove that

$$(a) \frac{d^2y}{dx^2} = -\frac{1}{2at^3} \quad (b) \rho = 2a(1+t^2)^{3/2}$$

$$(c) h = a(2+3t^2), \quad k = -2at^3$$

- 15 (a) Using the substitution $u = x+1$, evaluate

$$\int_3^8 x\sqrt{x+1} dx$$

- (b) Using the substitution $u = \sqrt{x+6}$, evaluate

$$\int_0^1 \frac{dx}{2(x+6\sqrt{x})}$$

- (c) The region R is bounded by the x axis, the line $x = \frac{9}{2}$ and the curve with parametric equations

$$x = a \cos t, \quad y = b \sin t \quad (0 \leq t \leq \frac{1}{3}\pi)$$

where a and b are positive coordinates. Let A , \bar{x} and I_y denote respectively the area of R , the x coordinate of the centroid of R and the second moment of area of R about the y axis. Prove that

$$I_y = \frac{1}{4}a^2A + \frac{3}{8}a\bar{x}A$$

- 16 A curve has parametric equations

$$x = 2t + \sin 2t, \quad y = \cos 2t$$

Show that

$$\frac{dy}{dx} = -\tan t$$

Find d^2y/dx^2 and d^2x/dy^2 in terms of t , and demonstrate that

$$\frac{d^2y}{dx^2} \neq 1 / \frac{d^2x}{dy^2}$$

- 17 Verify that the point $(-1, 1)$ lies on the curve

$$y(y - 3x) = y^3 - 3x^3$$

and find the values of dy/dx and d^2y/dx^2 there. What is the radius of curvature at that point?

- 18 Sketch the curve whose equation is

$$y^2 = x(x - 1)^2$$

and find the area enclosed by the loop.

- 19 Sketch the curve whose parametric representation is

$$x = a \sin^3 t, \quad y = b \cos^3 t \quad (0 \leq t \leq 2\pi)$$

Find the area enclosed.

- 20 Sketch the curve whose polar equation is

$$r = 1 + \cos \theta$$

Show that the tangent to the curve at the point $r = \frac{3}{2}$, $\theta = \frac{1}{3}\pi$ is parallel to the line $\theta = 0$. Find the total area enclosed by the curve.

- 21 A curve is specified in polar coordinates (r, θ) in the form $r = f(\theta)$. Show that the sectorial area bounded by the line $\theta = \alpha$, $\theta = \beta$ and the curve $r = f(\theta)$ ($\alpha \leq \theta \leq \beta$) is given by

$$\frac{1}{2} \int_{\alpha}^{\beta} [f(\theta)]^2 d\theta$$

Also show that the angle ϕ between the tangent to the curve at any point P and the polar line OP is given by

$$\cot \phi = \frac{1}{r} \frac{dr}{d\theta}$$

- 22 Find the length of the arc of the parabola $y = x^2$ that lies between $(-1, 1)$ and $(1, 1)$.

- 23 The parametric equations

$$x = t^2 - 1, \quad y = t^3 - t$$

describe a closed curve as t increases from -1 to 1 . Sketch the curve and find the area enclosed.

- 24 (a) Find the area of the region bounded by the x axis and one arch of the cycloid

$$\begin{aligned} x &= a(\theta - \sin \theta), \\ y &= a(1 - \cos \theta) \quad (0 \leq \theta \leq 2\pi) \end{aligned}$$

where a is a positive constant.

- (b) Show that the radius of curvature of the cycloid defined in (a) at the point O is given by

$$\rho = 2\sqrt{2a(1 - \cos \theta)^{1/2}}$$

What is the maximum value of ρ ?

- (c) Discuss the nature of the radius of curvature when $\theta = 0$ or $\theta = 2\pi$.

- (d) Determine the length of one arch of the cycloid.

- 25 Consider the integral

$$I_n = \int_0^{\pi/4} \tan^n x dx$$

where n is an integer. Using the trigonometric identity $1 + \tan^2 x = \sec^2 x$, show that

$$I_n + I_{n-2} = \int_0^{\pi/4} \tan^{n-2} x \sec^2 x dx$$

and hence obtain the recurrence relation

$$I_n = \frac{1}{n-1} - I_{n-2}$$

Use this to find

$$(a) \int_0^{\pi/4} \tan^6 x dx \quad (b) \int_0^{\pi/4} \tan^7 x dx$$

(Recurrence relations of this type are often called **reduction formulae**, since they provide a systematic way of reducing the value of the parameter n so that a difficult integral may be reduced to an easier one.)

- 26 Use integration by parts (writing the integrand as $\sin \theta \sin^{n-1} \theta$) to show that

$$I_n = \int_0^{\pi/2} \sin^n \theta d\theta$$

satisfies the reduction formula

$$nI_n = (n-1)I_{n-2}$$

Hence prove that

$$I_{2k+1} = \frac{2k}{2k+1} \frac{2k-2}{2k-1} \cdots \frac{2}{3}$$

and

$$I_{2k} = \frac{2k-1}{2k} \frac{2k-3}{2k-2} \cdots \frac{1}{2} \frac{\pi}{2}$$

These results are known as **Wallis's formulae**.

Use them to show that

$$(a) \int_0^{\pi/2} \sin^5 x \, dx = \frac{8}{15} \quad (b) \int_0^{\pi/2} \cos^6 x \, dx = \frac{5}{32} \pi$$

27 Consider the integral

$$I_{m,n} = \int_0^{\pi/2} \cos^m x \sin^n x \, dx$$

Show that $I_{m,n}$ satisfies the reduction formula

$$I_{m,n} = \frac{n-1}{m+n} I_{m,n-2}$$

28 Reduction formulae of the type discussed in Questions 24–26 are iteration formulae – and, like other iteration formulae, when they are used, attention must be paid to their numerical properties. This is illustrated by considering the integral

$$I_n = \int_0^1 x^n e^{x-1} \, dx$$

Prove that

$$I_n = 1 - nI_{n-1} \quad (n > 0)$$

with $I_0 = 1 - e^{-1}$.

Evaluate I_0 on your calculator and use the reduction formula to calculate I_n , $n = 1, 2, \dots, 10$.

Since

$$0 < x^{n+1}e^{x-1} < x^n e^{x-1} < x^n \quad (0 < x < 1)$$

we know that

$$0 < I_{n+1} < I_n < \frac{1}{n+1} \quad (n = 0, 1, 2, 3, \dots)$$

Compare this with your results, and explain the discrepancy.

Since the iteration diverges when used for n increasing (that is, on setting $n = 1, 2, 3, \dots$ in turn),

it will converge when used for n decreasing (say $n = 50, 49, 48, \dots$). Since $0 < I_{19} < \frac{1}{20}$, try using the iteration with $n = 19, 18, 17, \dots$ to obtain I_{10} . Continue the iteration backwards to find, eventually, I_0 .

29 The function $F(r)$ is defined by

$$F(r) = \int_0^{\pi/2} \sin^r x \, dx \quad r > -1$$

By considering $d(\cos x \sin^{r-1} x)/dx$, or otherwise, show that

$$(r+1) \int \sin^r x \, dx = \cos x \sin^{r+1} x + (r+2) \int \sin^{r+2} x \, dx$$

and deduce that $(r+1)F(r) = (r+2)F(r+2)$.

Show that $F(-\frac{1}{2}) = \frac{21}{5}F(\frac{7}{2})$. Tabulate $f(x) = \sin^{7/2} x$ for $x = 0, (\frac{1}{8}\pi), \frac{1}{2}\pi$ to 3dp and use the values to obtain three approximations to $F(3.5)$ using the trapezium rule with strips of width $\frac{1}{2}\pi, \frac{1}{4}\pi$ and $\frac{1}{8}\pi$ respectively. Hence obtain an approximation to $F(-0.5)$.

30 A solid of revolution is generated by rotating the area between the y axis, the line $y = 1$ and the parabola $y = x^2$ about the y axis. Find its volume and its surface area.

31 The numerical procedures developed in this chapter for evaluating integrals have all used strips of equal width. An alternative procedure is to specify the number of tabular points to be used but not their position. It is possible to find tabular points within the domain of integration for the most accurate evaluation of the integral for the given number of points. Consider the two-point formula

$$\int_{-h}^h f(x) \, dx \approx h[af(\alpha h) + bf(\beta h)]$$

where a, b, α and β are constants to be found. Symmetry about $x = 0$ implies $\beta = -\alpha$. If the formula evaluates all quadratic functions exactly, prove that

$$2h = h(a + b)$$

$$0 = h(a\alpha h - b\alpha h)$$

$$\frac{2}{3}h^2 = h(a\alpha^2 h^2 + b\alpha^2 h^2)$$

Deduce that $a = b = 1$ and $\alpha = 1/\sqrt{3}$.

- 32 The symbols T_n and S_n are defined as the estimates of the integral

$$I = \int_0^1 (1 + 2x)^{-1} dx$$

using n intervals with the trapezium and Simpson's rules respectively. Calculate T_1 , T_2 , T_4 , S_2 and S_4 , working to 3dp only. Verify that your numerical results satisfy

$$S_{2n} = \frac{1}{3}(4T_{2n} - T_n)$$

for $n = 1$ and 2 . Prove this result.

- 33 (a) A curve is represented parametrically by

$$x(t) = 3t - t^3, \quad y(t) = 3t^2 \quad (0 \leq t \leq 1)$$

Find the volume and the surface area of the solid of revolution generated when the curve is rotated about the x axis through 2π radians.

(b) Find the position of the centroid of the plane figure bounded by the curve $y = 5 \sin 2x$, $y = 0$ and $x = \frac{1}{6}\pi$.

- 34 When a homogeneous bar of constant cross-sectional area A (see Figure 8.85) is under uniformly distributed tensile stress, the elongation in the direction of the stress for a material obeying Hooke's law is given by

$$\text{stress} = E \times \text{strain}$$

where E is Young's modulus, the stress is the applied force per unit area and the strain is the ratio of the elongation to the unstretched length of the bar. That is,

$$E \frac{e}{L} = \frac{P}{A}$$

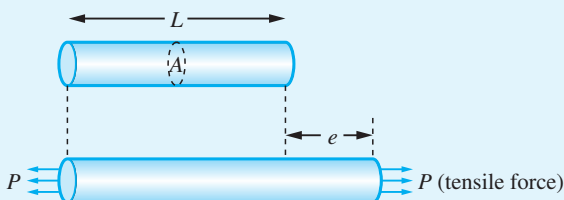


Figure 8.85

Consider a bar of circular cross-section whose diameter varies along its length as shown in Figure 8.86, so that

$$A = A_0 + kx^2, \quad k = \frac{A_1 - A_0}{L^2}$$

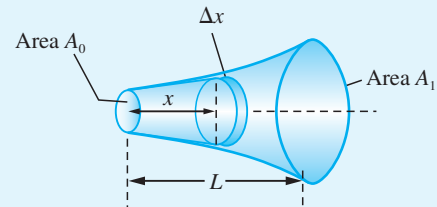


Figure 8.86

By considering the elongation of an element of thickness Δx of the bar, show that the total elongation of the bar under the tensile force P is

$$l = \int_0^L \frac{P dx}{E(A_0 + kx^2)}$$

Show that

$$l = \frac{4PL}{\pi d_0 d_2 E} \cos^{-1} \left(\frac{d_0}{d_1} \right)$$

where d_0 and d_1 are the end diameters of the bar, $d_0 < d_1$ and $d_2^2 = d_1^2 - d_0^2$.

- 35 Figure 8.87 shows an old cylindrical borehole that has been filled in part with silt and in part with water. Before the hole can be redrilled, the water has to be pumped to the surface. We wish to estimate the work required for this purpose.

(a) As a first approximation, assume that the silting has been uniform – as indicated in Figure 8.87 – and that the water thus forms a right-circular cone

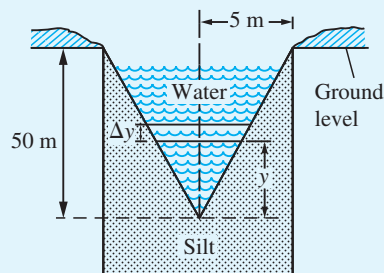


Figure 8.87

of base radius 5 m and height 50 m. Hence, by considering the small element of water shown, show that an estimate of the work (in J) required to raise the water to ground level is

$$W_1 = 10^3 \times \pi g \int_0^{50} \left(\frac{y}{10}\right)^2 (50 - y) dy$$

Evaluate W_1 in the form $k_1 \pi g$, giving k_1 correct to 3sf.

(b) Surveying suggests that, while the water-silt boundary may still be regarded as having cylindrical symmetry about the axis of the original borehole, a more accurate profile can be obtained from the data below.

Depth below ground level (50 - y)/m	Radius of water/m
0	5
5	4.7
10	4.3
15	4.1
20	3.9
25	3.3
30	2.8
35	2.0
40	1.2
45	0.3
50	0

Use this data, with Simpson's rule, to obtain a second approximation W_2 to the work required. Give your answer in the form $k_2 \pi g$, with k_2 given to 3sf.

- 36 Draw the graph of the function $f(x)$ defined by

$$f(x) = \int_0^x \left\{ [x] - \frac{1}{2} - [x - \frac{1}{2}] \right\} dx$$

for the interval $-5 \leq x \leq 5$.

- 37 An even function $f(x)$ of period 2π is given on the interval $[0, \pi]$ by the formula

$$y = x/\pi$$

(a) Using the even-ness property of the function, draw the graph of the function for $-\pi \leq x \leq \pi$.

(b) Using the periodicity property of the function, draw the graph of the function for $-4\pi \leq x \leq 4\pi$.

(c) Draw also the graph of the function $g(x) = \frac{1}{2} - \frac{1}{2} \cos x$, for $-4\pi \leq x \leq 4\pi$.

The function $h(x) = \frac{1}{2} + a \cos x$ is used as an approximation to $f(x)$ by choosing the value for the constant a which makes the total squared error, $[h(x) - f(x)]^2$, over $[0, \pi]$ a minimum, that is the value of a which minimizes

$$E(a) = \int_0^{\pi} [h(x) - f(x)]^2 dx$$

Show that

$$E(a) = \frac{\pi}{2} \left[a^2 + \frac{8a}{\pi^2} + \frac{1}{6} \right]$$

and that $E(a)$ is a minimum when $a = -4/\pi^2$. Draw a graph of the difference, $h(x) - f(x)$, between the approximation and the original function, for $0 \leq x \leq \pi$. What is its period?

- 38 A frame tent has a square of side 2 m and two semi-circular cross members, FBE and GBD, as shown in Figure 8.88.

(a) Show that the cross-section ABC has equation

$$2x^2 + z^2 = 2$$

(b) Show that the capacity of the tent is $8\sqrt{2}/3 \text{ m}^3$.

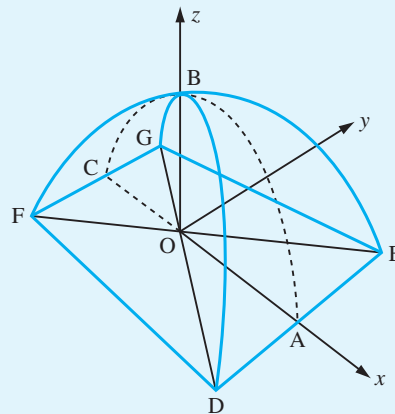


Figure 8.88 Frame tent of Question 38.

(c) Show that the surface area $S\text{m}^2$ of the tent is given by

$$S = 8 \int_0^1 x \sqrt{\left(\frac{1+x^2}{1-x^2}\right)} dx$$

Use the substitution $t = x^2$ to show that

$$S = 4 \int_0^1 \frac{1+t}{\sqrt{1-t^2}} dt$$

and deduce that $S = 2\pi + 4$.

(d) Show that the length $s^*\text{m}$ of the arclength AB is given by

$$s^* = \int_0^1 \sqrt{\left(\frac{1+x^2}{1-x^2}\right)} dx$$

Use the substitution $x = \sin\theta$ to show that

$$s^* = \int_0^{\pi/2} \sqrt{1 + \sin^2\theta} d\theta$$

and evaluate (to 3dp) this integral using the trapezium rule.

(e) We wish to compute the shape of one of the panels, BDE, of the tent. Show that the semiwidth y , at a distance s from B and illustrated in Figure 8.89, satisfies the differential equation

$$\frac{dy}{ds} = \sqrt{\left(\frac{1-y^2}{1+y^2}\right)} \quad (8.51)$$

with $y = 0$ at $s = 0$.

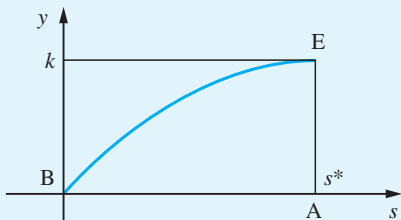


Figure 8.89 Semi-width y .

(f) A method, which constructs the solution of (8.51) graphically, is the following. Draw quarter circles of radius 1 and $\sqrt{2}$ in the first and fourth

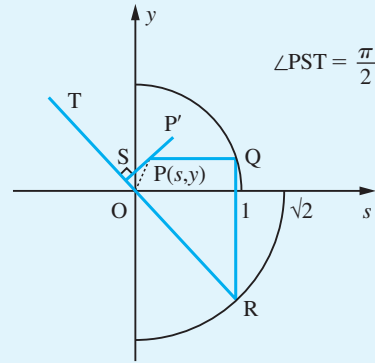


Figure 8.90 Quarter circles for Question 38.

quadrants, as shown in Figure 8.90. Assuming that the solution curve OP has been drawn correctly as far as the point $P(s, y)$, draw the line through P parallel to the s axis until it cuts the quarter circle at Q . Then draw the line through Q parallel to the y axis until it cuts the quarter circle at R . The line RT is drawn to pass through the origin O . The graphical solution is continued at P by drawing a small straight segment PP' perpendicular to RT . The process is then repeated at P' and so on, generating the line shape required.

(g) Show that the slope of the line OR is

$$-\sqrt{\left(\frac{1+y^2}{1-y^2}\right)}$$

and explain why the construction described in (f) generates an approximate solution to the differential equation.

(h) Use the method to obtain a graphical solution to the differential equation. (Use A4 graph paper with a step size PP' of 2 cm.)

(i) To use Euler's method (see ahead, Section 10.6.1) to compute the solution, it is easiest to rescale the independent variable s by setting $s = s^*t$ where $0 \leq t \leq 1$. Show that the initial-value problem becomes

$$\frac{dy}{dt} = s^* \sqrt{\left(\frac{1-y^2}{1+y^2}\right)}, \quad y(0) = 0$$

for $0 \leq t \leq 1$. Using $s^* = 1.91$ and a step size of 0.1 for t , compute $y_k \approx y(t_k)$ where $t_k = k/10$ and $k = 1, \dots, 10$.

- 39 (a) A curve (an oval) is defined by the formulae

$$x(\theta) = \cos^4\theta, \quad y(\theta) = \cos^3\theta \sin \theta$$

Complete the table below for values of x and y to two decimal places.

θ	0	0.23				0.57
x	1.0	0.9	0.8	0.7	0.6	0.5
y	0.00					0.32
θ						$\pi/2$
x	0.4	0.3	0.2	0.1	0.0	
y						0.00

Use this data to draw the oval on graph paper.

- (b) Show that the volume of the body whose surface is generated by rotating the curve in part (a) about the x axis (an ovaloid) is $\pi/15$.
- (c) Assuming that the ovaloid generated in part (b) has uniform density, show that its centre of mass is at the point $(15/28, 0)$.
- (d) Show that the tangent to the curve in part (a) at the point $(\cos^4\theta, \cos^3\theta \sin\theta)$ has the equation

$$y - \cos^3\theta \sin \theta = (4 \sin^2\theta - 1)(x - \cos^4\theta)/(4 \sin \theta \cos \theta)$$

Deduce the turning points of the curve and show that the breadth (that is, distance between maximum and minimum values of y) of the oval is $3\sqrt{3}/4$.

- (e) Show that the normal to the curve in part (a) at the point $(\cos^4\theta, \cos^3\theta \sin \theta)$ has the equation

$$y - \cos^3\theta \sin \theta = 4 \sin \theta \cos \theta (x - \cos^4\theta)/(4 \cos^2\theta - 3)$$

- (f) For what values of θ does the normal to the curve found in (e) pass through the centre of mass?
- (g) Show that the distance from a point on the surface of the ovaloid to its centre of mass has stationary values where $\theta = 0, \cos^{-1}(\sqrt{5/7}), \pi/2, \cos^{-1}(-\sqrt{5/7})$ and π , and classify their nature.
- (h) If the ovaloid is to rest in *stable* equilibrium on a horizontal plane, which points on the generating oval correspond to possible points of contact with the plane?

9 Further Calculus

Chapter 9 Contents

9.1	Introduction	702
9.2	Improper integrals	702
9.3	Some theorems with applications to numerical methods	708
9.4	Taylor's theorem and related results	715
9.5	Calculus of vectors	734
9.6	Functions of several variables	737
9.7	Taylor's theorem for functions of two variables	763
9.8	Engineering application: deflection of a built-in column	779
9.9	Engineering application: streamlines in fluid dynamics	781
9.10	Review exercises (1–35)	784

9.1 Introduction

When we discussed the fundamental ideas and concepts of integral and differential calculus and applied them to various practical problems (see Chapter 8), we also developed techniques for solving problems using calculus. In this chapter we shall extend those techniques to deal with a wide range of problems and develop the theory to enable us to understand the numerical techniques widely used in practical problem solving. We shall introduce multivariable calculus and use it to solve problems in optimization.

9.2 Improper integrals

When we considered the definite integral $\int_a^b f(x)dx$ and showed its equivalence with an area under a curve (see Chapter 8), it was assumed that the integrand $f(x)$ was continuous, or at least piecewise continuous, over the closed domain of integration $[a, b]$. To illustrate a possible consequence of this not being the case, consider the apparent definite integral $\int_{-1}^1 (1/x^2)dx$. If we proceed in a mechanistic way and follow the usual procedure, we should write

$$\int_{-1}^1 \frac{1}{x^2} dx = \left[\frac{-1}{x} \right]_{-1}^1 = -2$$

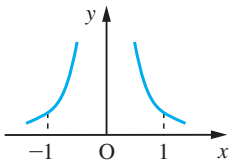


Figure 9.1
Graph of $f(x) = 1/x^2$.

However, if we plot the graph of $f(x) = 1/x^2$, as in Figure 9.1, it is clear that this is not correct, since it implies that the area under a curve that lies entirely above the x axis is negative. So where have we gone wrong? The answer lies in the fact that $f(x) = 1/x^2$ has an **infinite discontinuity** or **singularity** (that is, it is unbounded) at $x = 0$. As a consequence, the region under the curve over the domain of integration $[-1, 1]$ is unbounded, and our integration process was invalid.

In this section we consider the conditions under which the integral $\int_a^b f(x)dx$ exists when either

- (a) the integrand $f(x)$ becomes unbounded (that is, $f(x)$ has an infinite discontinuity) at some point within the domain of integration, or
- (b) the domain of integration is infinite (that is, either a or b or both are infinite).

Such integrals are called **improper integrals**, and are encountered in many contexts in engineering. For example, the period of a simple pendulum of length l released from rest with angle α is given by

$$2\sqrt{\left(\frac{l}{g}\right)} \int_0^\alpha \frac{1}{\sqrt{(\sin^2 \frac{\alpha}{2} - \sin^2 \frac{\theta}{2})}} d\theta$$

where g is the acceleration due to gravity. The integrand is infinite at $\theta = \alpha$, yet we know that the answer is meaningful from elementary physics. Further examples are met when Laplace transforms are introduced later (see Chapter 11).

9.2.1 Integrand with an infinite discontinuity

Suppose that the lower limit $x = a$ is the only point of infinite discontinuity of $f(x)$ in $[a, b]$. Then we define

$$\int_a^b f(x)dx = \lim_{X \rightarrow a^+} \int_X^b f(x)dx \quad (9.1)$$

provided that the one-sided limit exists (see Section 7.8.2). Otherwise $\int_a^b f(x)dx$ has no meaning.

Similarly, if the upper limit $x = b$ is the only point of infinite discontinuity in $[a, b]$, we define

$$\int_a^b f(x)dx = \lim_{X \rightarrow b^-} \int_a^X f(x)dx \quad (9.2)$$

provided that the limit exists. Otherwise $\int_a^b f(x)dx$ has no meaning.

Example 9.1

Evaluate the following, if they are defined:

$$(a) \int_0^1 x^{-2/3} dx \quad (b) \int_0^1 \frac{dx}{\sqrt{1-x^2}} \quad (c) \int_0^1 \ln x dx \quad (d) \int_0^1 \frac{dx}{x^2}$$

Solution (a) Here the integral has an infinite discontinuity at the lower limit $x = 0$, and we consider

$$\lim_{X \rightarrow 0^+} \int_X^1 x^{-2/3} dx = \lim_{X \rightarrow 0^+} [3x^{1/3}]_X^1 = \lim_{X \rightarrow 0^+} (3 - 3X^{1/3}) = 3$$

Since the limit exists, it follows from (9.1) that

$$\int_0^1 x^{-2/3} dx = 3$$

(b) Here the discontinuity in the integrand occurs at the upper limit $x = 1$, and so we consider

$$\lim_{X \rightarrow 1^-} \int_0^X \frac{dx}{\sqrt{1-x^2}} = \lim_{X \rightarrow 1^-} [\sin^{-1}x]_0^X = \lim_{X \rightarrow 1^-} (\sin^{-1}X) = \frac{1}{2}\pi$$

Since the limit exists, it follows from (9.2) that

$$\int_0^1 \frac{dx}{\sqrt{1-x^2}} = \frac{1}{2}\pi$$

(c) Again the integrand has an infinite discontinuity at the lower limit $x = 0$, and so we consider

$$\begin{aligned}\lim_{X \rightarrow 0^+} \int_X^1 \ln x \, dx &= \lim_{X \rightarrow 0^+} [x \ln x - x]_X^1 \quad (\text{integrating by parts}) \\ &= \lim_{X \rightarrow 0^+} (X - X \ln X - 1) \\ &= -1 \quad (\text{since } X \ln X \rightarrow 0 \text{ as } X \rightarrow 0^+, \text{ Question 61, Section 7.8.3})\end{aligned}$$

Since the limit exists, it follows from (9.1) that

$$\int_0^1 \ln x \, dx = -1$$

(d) In this case the integrand has an infinite discontinuity at the lower limit $x = 0$, and we consider the limit

$$\lim_{X \rightarrow 0^+} \int_X^1 \frac{dx}{x^2} = \lim_{X \rightarrow 0^+} \left[\frac{-1}{x} \right]_X^1 = \lim_{X \rightarrow 0^+} \left(\frac{1}{X} - 1 \right)$$

This becomes infinite as $X \rightarrow 0$ and so the integral has no meaning.

If the integrand $f(x)$ has an infinite discontinuity at $x = c$, where $a < c < b$, then we define

$$\int_a^b f(x) \, dx = \lim_{X \rightarrow 0^+} \int_a^{c-X} f(x) \, dx + \lim_{X \rightarrow 0^+} \int_{c+X}^b f(x) \, dx \quad (9.3)$$

provided that both limits on the right-hand side exist. Otherwise $\int_a^b f(x) \, dx$ is not defined.

Example 9.2

Confirm that $\int_{-1}^1 (1/x^2) \, dx$ is not defined.

Solution

This is the apparent integral considered in the introductory discussion, where we saw that following the usual integration techniques in a mechanistic sense led to a ridiculous answer. In this case the integrand has an infinite discontinuity at $x = 0$, so, following (9.3), we consider the two limits

$$\lim_{X \rightarrow 0^+} \int_{-1}^{-X} \frac{dx}{x^2} \quad \text{and} \quad \lim_{X \rightarrow 0^+} \int_X^1 \frac{dx}{x^2}$$

From the solution to Example 9.1(d) it is clear that both these tend to infinity, so that neither limit exists and the integral $\int_{-1}^1 (1/x^2) \, dx$ is not defined.



MATLAB can evaluate such integrals. Considering Example 9.1

(a) The commands

```
syms x y
y = x^(-2/3); int(y, 0, 1)
```

return the answer 3.

(b) The commands

```
syms x
int(log(x), 0, 1)
```

return the answer -1.

As an exercise consider how MATLAB deals with Example 9.2.

The numerical evaluation of integrals whose integrands have infinite discontinuities will clearly cause numerical problems. Often such integrals can be evaluated by first changing the integrand by means of a substitution, as illustrated in the following example.

Example 9.3

Obtain the value of the integral

$$T(\alpha) = 2 \sqrt{\left(\frac{l}{g}\right)} \int_0^\alpha \frac{d\theta}{\sqrt{(\sin^2 \frac{\alpha}{2} - \sin^2 \frac{\theta}{2})}}$$

where $\alpha = \pi/3$. This is the period of oscillation of a simple pendulum released from rest from the angle α .

Solution This integral has an integrand which is unbounded at $\theta = \alpha$. In this case we can ‘remove’ the difficulty by the substitution $\sin \frac{\theta}{2} = \sin \frac{\alpha}{2} \sin \phi$. Then

$$\frac{1}{2} \cos \frac{\theta}{2} d\theta = \sin \frac{\alpha}{2} \cos \phi d\phi$$

with $\theta = 0$ corresponding to $\phi = 0$ and $\theta = \alpha$ corresponding to $\phi = \pi/2$ and

$$\begin{aligned} T(\alpha) &= 2 \sqrt{\left(\frac{l}{g}\right)} \int_0^{\pi/2} \frac{1}{\sin \frac{1}{2} \alpha \sqrt{(1 - \sin^2 \phi)}} \cdot \frac{2 \sin \frac{1}{2} \alpha \cos \phi}{\sqrt{(1 - \sin^2 \frac{1}{2} \alpha \sin^2 \phi)}} d\phi \\ &= 4 \sqrt{\left(\frac{l}{g}\right)} \int_0^{\pi/2} \frac{1}{\sqrt{(1 - \sin^2 \frac{1}{2} \alpha \sin^2 \phi)}} d\phi \end{aligned}$$

When $\alpha = \pi/3$, we have

$$T\left(\frac{\pi}{3}\right) = 8 \sqrt{\left(\frac{l}{g}\right)} \int_0^{\pi/2} \frac{1}{\sqrt{(4 - \sin^2 \phi)}} d\phi = 8 \sqrt{\left(\frac{l}{g}\right)} \int_0^{\pi/2} \frac{1}{\sqrt{(3 + \cos^2 \phi)}} d\phi$$

This integral cannot be evaluated analytically. Applying the trapezium rule (Section 8.10.1),

with four intervals, gives $T\left(\frac{\pi}{3}\right) = 13.4864 \sqrt{\left(\frac{l}{g}\right)}$

9.2.2 Infinite integrals

The second case, where the domain of integration is infinite, is dealt with in a similar manner. We define

$$\int_a^\infty f(x) dx = \lim_{X \rightarrow \infty} \int_a^X f(x) dx \quad (9.4)$$

if that limit exists. Otherwise $\int_a^\infty f(x) dx$ has no meaning.

Example 9.4

Evaluate the following:

$$(a) \int_1^\infty x^{-3/2} dx \quad (b) \int_0^\infty \frac{dx}{1+x^2} \quad (c) \int_0^\infty e^{-x} \sin x dx \quad (d) \int_{-\infty}^\infty e^{3x} \exp(-e^x) dx$$

Solution

$$(a) \int_1^\infty x^{-3/2} dx = \lim_{X \rightarrow \infty} \int_1^X x^{-3/2} dx = \lim_{X \rightarrow \infty} [-2x^{-1/2}]_1^X = \lim_{X \rightarrow \infty} (2 - 2X^{-1/2}) = 2$$

$$(b) \int_0^\infty \frac{dx}{1+x^2} = \lim_{X \rightarrow \infty} \int_0^X \frac{dx}{1+x^2} = \lim_{X \rightarrow \infty} [\tan^{-1}x]_0^X = \lim_{X \rightarrow \infty} (\tan^{-1}X) = \frac{1}{2}\pi$$

$$(c) \int_0^\infty e^{-x} \sin x dx = \lim_{X \rightarrow \infty} \int_0^X e^{-x} \sin x dx$$

$$= \lim_{X \rightarrow \infty} \left[-\frac{1}{2}e^{-x}(\cos x + \sin x)\right]_0^X \quad (\text{integration by parts})$$

$$= \lim_{X \rightarrow \infty} \left[\frac{1}{2} - \frac{1}{2}e^{-X}(\cos X + \sin X)\right] = \frac{1}{2}$$

The indefinite integral is obtained using integration by parts, as in Example 8.51(c). It can be verified by direct differentiation.

(d) Here we simplify the integral by the substitution $t = e^x$, so that $x \rightarrow -\infty$ gives $t = 0$, $x \rightarrow \infty$ gives $t \rightarrow \infty$ and $dt = e^x dx$. The integral becomes

$$\int_{-\infty}^\infty e^{3x} \exp(-e^x) dx = \int_0^\infty t^2 e^{-t} dt = [-t^2 e^{-t} - 2t e^{-t} - 2e^{-t}]_0^{\infty}$$

using integration by parts twice.

Hence

$$\int_{-\infty}^{\infty} e^{3x} \exp(-e^x) dx = 2$$



Again such integrals may be evaluated directly by MATLAB. To illustrate we consider Examples 9.4(b) and (d). For 9.4(b) the commands

```
syms x y
y = 1/(1 + x^2);
int(y, 0, inf)
```

return the answer

```
1/2*pi
```

and for 9.4(d) the commands

```
syms x
int(exp(3*x)*exp(-exp(x)), -inf, inf)
```

return the answer 2.

For practice, check the answers to Examples 9.4(a) and (c).

9.2.3 Exercise



Check your answer using MATLAB whenever possible.

1 Evaluate the following improper integrals:

(a) $\int_0^1 (-x \ln x) dx$

(b) $\int_0^{\infty} x \exp(-x^2) dx$

(c) $\int_0^{\infty} x^2 e^{-2x} dx$

(d) $\int_{-\infty}^{\infty} e^x \exp(-e^x) dx$

(e) $\int_0^1 x^2(1-x^3)^{-1/2} dx$

(f) $\int_0^1 (x-1)^{1/3} dx$

(g) $\int_0^{\pi/2} \frac{\sin x}{\sqrt{\cos x}} dx$

(h) $\int_0^{\pi/2} \cos x \sin^{-1/3} x dx$

(i) $\int_0^{\infty} \frac{x}{1+x^4} dx$

9.3 Some theorems with applications to numerical methods

There are a number of theorems involving integration and differentiation that are useful in understanding why certain numerical methods are better than others and in devising new methods. They are also useful in the more mundane tasks of assessing the effect of data error when evaluating functions and probing the accuracy of analytical approximations to functions. We shall now briefly consider such theorems and indicate their potential uses. Deriving the results is not easy and the reader may prefer to omit the proofs. The results, however, have many practical implications and should be studied carefully.

9.3.1 Rolle's theorem and the first mean value theorems

The simplest result is the following

Theorem 9.1 Rolle's theorem

If the function $f(x)$ is continuous on the domain $[a, b]$ and differentiable on (a, b) with $f(a) = f(b)$ then there is at least one point $x = c$ in (a, b) such that $f'(c) = 0$.

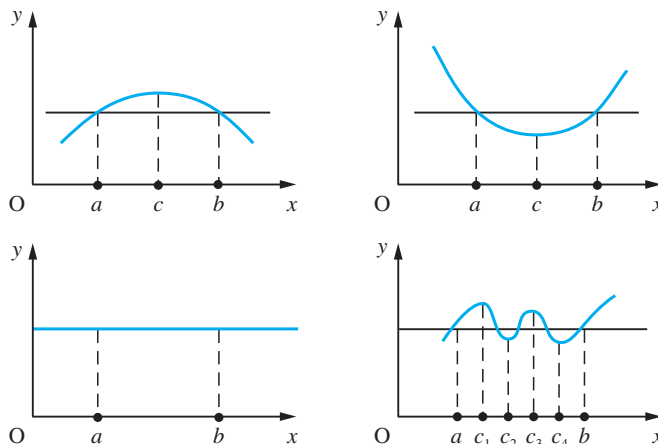
end of theorem

The validity of this theorem can be easily illustrated geometrically, as shown in Figure 9.2, since what the theorem tells us is that it is possible to find at least one point on the curve $y = f(x)$ between the values $x = a$ and $x = b$ where the tangent is parallel to the x axis; that is, there must exist at least one maximum or minimum between $x = a$ and $x = b$.

Earlier we discussed the properties of continuous functions (see Section 7.9.1). All continuous functions are integrable, and this fact enables us to calculate the mean value of a continuous function over a given domain, say $[a, b]$. The mean value is given by

$$\frac{1}{b-a} \int_a^b f(x) dx$$

Figure 9.2
Four examples of
Rolle's theorem.



Clearly the mean value of $f(x)$ lies between its maximum and minimum values on the domain $[a, b]$ and, from the intermediate value theorem (Property (c), Section 7.9.1), we deduce that there is a point $x = c$ in the interval $[a, b]$ such that (see (8.43))

$$f(c) = \text{mean value of } f(x) = \frac{1}{b-a} \int_a^b f(x) dx$$

This result is referred to as the first mean value theorem of integral calculus and may be stated as follows.

Theorem 9.2 The first mean value theorem of integral calculus

If the function $f(x)$ is continuous over the domain $[a, b]$ then there exists at least one point $x = c$, with $a < c < b$, such that

$$f(c) = \frac{1}{b-a} \int_a^b f(x) dx$$

end of theorem

This theorem is illustrated geometrically in Figure 9.3(a).

If $f(x)$ is a differentiable function then

$$\int_a^b f'(x) dx = f(b) - f(a)$$

Applying Theorem 9.2 to $f'(x)$ gives

$$\int_a^b f'(x) dx = (b-a)f'(c), \quad \text{with } a < c < b$$

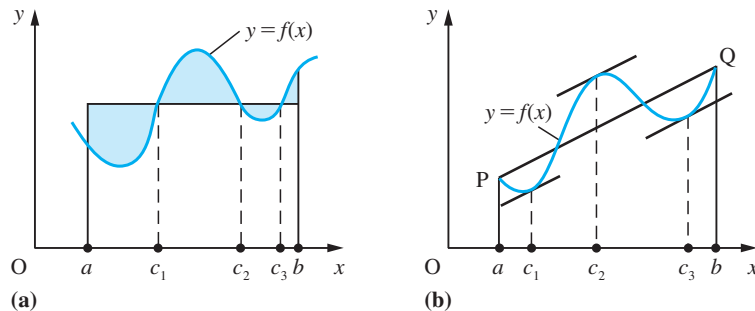
and hence, by equating the two values of $\int_a^b f'(x) dx$,

$$\frac{f(b) - f(a)}{b-a} = f'(c)$$

This result is referred to as the first mean value theorem of differential calculus, and may be stated as follows.

Figure 9.3

The first mean value theorems: (a) $f(c_i)$ is the mean value of $f(x)$ ($a \leq x \leq b$); (b) the chord PQ is parallel to the tangents at $x = c_i$.



Theorem 9.3 First mean value theorem of differential calculus

If the function $f(x)$ is continuous on the domain $[a, b]$ and differentiable on (a, b) then there exists at least one point $x = c$, with $a < c < b$, such that

$$\frac{f(b) - f(a)}{b - a} = f'(c)$$

end of theorem

It is this theorem that is normally referred to as the first mean value theorem. Geometrically, it implies that at some point on the interval $[a, b]$ the slope of the tangent to the graph of $f(x)$ is parallel to the chord between the end points $x = a$ and $x = b$ of the graph, as shown in Figure 9.3(b).

An immediate application of Theorem 9.3 is in the estimation of the effect of rounding errors in the independent variable x on the calculated value of the dependent variable $y = f(x)$. If ε_x is the error bound for x then the error bound for y is ε_y , where

$$\varepsilon_y = \max_{x - \varepsilon_x < x^* < x + \varepsilon_x} |f(x^*) - f(x)|$$

Applying the first mean value theorem with $a = x$, $b = x^*$ gives

$$|f(x^*) - f(x)| = |x^* - x| |f'(c)|$$

with c lying between x and x^* . Since $x - \varepsilon_x < x^* < c$, $f'(c) \approx f'(x)$, we have

$$\varepsilon_y \approx \max_{x - \varepsilon_x < x^* < x + \varepsilon_x} |f'(x)(x^* - x)| = |f'(x)|\varepsilon_x \quad (9.5)$$

We illustrate this by Example 9.5.

Example 9.5

Show that

$$\Delta(\sin x) \approx \cos x \Delta x$$

and hence estimate an error bound for $\sin a$, where $a = 1.935$ (3dp). Compare the error interval obtained with $[\sin 1.9355, \sin 1.9345]$. Express $\sin a$ as a correctly rounded number with the maximum number of decimal places.

Solution The difference $\Delta(\sin x)$ is given by

$$\Delta(\sin x) = \sin(x + \Delta x) - \sin x$$

Since $(d/dx) \sin x = \cos x$, application of Theorem 9.3 gives

$$\frac{\sin(x + \Delta x) - \sin x}{(x + \Delta x) - x} = \cos X, \quad \text{with } x < X < x + \Delta x$$

which reduces to

$$\Delta(\sin x) = \cos X \Delta x, \quad \text{with } x < X < x + \Delta x$$

If Δx is small then $x \approx X$ and $\cos X \approx \cos x$, so that

$$\Delta(\sin x) \approx \cos x \Delta x$$

as required.

Setting $x = a$ gives $\Delta(\sin a) \approx \cos a \Delta a$, and hence, using (9.5), an error bound estimate for $\sin a$ is

$$\varepsilon_{\sin a} = |\cos a| \varepsilon_a$$

In this example $a = 1.935$ and $\varepsilon_a = 0.0005$, so that

$$\varepsilon_{\sin a} = |\cos 1.935|(0.0005) = |-0.3562|(0.0005) = 0.00018$$

Thus

$$\sin a = \sin 1.935 \pm 0.00018 = 0.93441 \pm 0.00018$$

which spans the interval $[0.93423, 0.93459]$.

Now $\sin 1.9355 = 0.93423$ and $\sin 1.9345 = 0.93459$, so that in this example the estimate of the error interval and the error interval are the same to 5dp.

Thus

$$\sin a = 0.9344 \pm 0.0002$$

or

$$\sin a = 0.93$$

9.3.2 Convergence of iterative schemes

The solution of equations by iteration was discussed earlier (see Section 7.9.3). We now consider the convergence of such iterative schemes. As before, suppose that an iteration for the root $x = \alpha$ of the equation $f(x) = 0$ is given by

$$x_{n+1} = g(x_n) \quad (n = 0, 1, 2, \dots)$$

where $\alpha = g(\alpha)$. When we use such an iteration we need a rule which tells us when to stop the process. The usual practice is to stop the iteration when the difference $|x_{n+1} - x_n|$ between two successive iterates is sufficiently small; that is, when it is less than half a unit of the least significant figure required in the answer.

There are two separate issues here: one concerns the convergence of the iteration formula to the root, and the other concerns the ‘stopping’ mechanism. In practical computation, the rule of stopping an iteration is important because it vitally affects the accuracy of the estimate of the root of the equation.

Convergence process

To examine the convergence of the iteration to the root α , we estimate $|x_{n+1} - \alpha|$ as $n \rightarrow \infty$. Now

$$x_{n+1} = g(x_n) \quad \text{and} \quad \alpha = g(\alpha)$$

so that

$$x_{n+1} - \alpha = g(x_n) - g(\alpha)$$

Using the mean value Theorem 9.3, this may be written as

$$x_{n+1} - \alpha = (x_n - \alpha)g'(X_n)$$

where X_n lies in the interval (x_n, α) , assuming $x_n < \alpha$. Writing $\varepsilon_n = x_n - \alpha$, we obtain

$$|\varepsilon_{n+1}| \leq r |\varepsilon_n|$$

where $r = |g'(x)|_{\max}$ in the neighbourhood of $x = \alpha$. By comparison with the geometric sequence, we deduce that $\varepsilon_n \rightarrow 0$ as $n \rightarrow \infty$, if $0 < r < 1$, and that, provided we start near $x = \alpha$, the iteration converges if $|g'(x)| < 1$ near $x = \alpha$. Note that the more horizontal the graph of $g(x)$ near the root, the smaller r is and hence the more rapid is the convergence. We will discuss this further below (see Section 9.4.7).

Stopping process

The 'stopping' rule can be investigated similarly. The rule says that the iteration is stopped when $|x_{n+1} - x_n| < \varepsilon$, where ε is the maximum acceptable error. We therefore seek a relationship between $|x_{n+1} - \alpha|$ and $|x_{n+1} - x_n|$.

Now we can rewrite $x_{n+1} - \alpha$ as

$$x_{n+1} - \alpha = (x_{n+1} - x_{n+2}) + (x_{n+2} - x_{n+3}) + (x_{n+3} - x_{n+4}) + \dots + (x_{n+k} - \alpha)$$

Since $x_n \rightarrow \alpha$ as $n \rightarrow \infty$, it follows that $x_{n+k} \rightarrow \alpha$ as $k \rightarrow \infty$, since all the previous terms on the right-hand side tend to zero. The terms on the right-hand side can be thought of as the corrections made to successive iterates in the process. We may therefore write

$$x_{n+1} - \alpha = \sum_{k=1}^{\infty} (x_{n+k} - x_{n+k+1}) \quad (9.6)$$

Using the first mean value Theorem 9.3, we have

$$\begin{aligned} x_{n+1} - x_{n+2} &= g(x_n) - g(x_{n+1}) \\ &= (x_n - x_{n+1})g'(X_n) \end{aligned}$$

where X_n lies in the interval (x_n, x_{n+1}) , assuming $x_n < x_{n+1}$. By repeated application of this result, we have

$$\begin{aligned} x_{n+2} - x_{n+3} &= (x_{n+1} - x_{n+2})g'(X_{n+1}) = (x_n - x_{n+1})g'(X_n)g'(X_{n+1}) \\ &\vdots \end{aligned}$$

leading to

$$x_{n+k} - x_{n+k+1} = (x_n - x_{n+1})g'(X_n)g'(X_{n+1}) \dots g'(X_{n+k-1}) \quad (9.7)$$

If, as before, $|g'(x)| < r < 1$ in the neighbourhood of $x = \alpha$ then we obtain from (9.6)

$$\begin{aligned} |x_{n+1} - \alpha| &\leq \sum_{k=1}^{\infty} |x_{n+k} - x_{n+k+1}| \\ &\leq \sum_{k=1}^{\infty} |x_n - x_{n+1}| r^k \quad (\text{using (9.7) with } |g'(x)| < r) \\ &= |x_n - x_{n+1}| \sum_{k=1}^{\infty} r^k \\ &= \frac{r}{1-r} |x_n - x_{n+1}| \end{aligned}$$

using the expression for the sum of a geometric progression given in (7.14). Hence

$$|x_{n+1} - \alpha| < \frac{r\varepsilon}{1-r}$$

Thus $|x_{n+1} - \alpha| < \varepsilon$ provided that $r < \frac{1}{2}$, and the ‘stopping’ rule is valid provided that $|g'(x)| < \frac{1}{2}$ near the root $x = \alpha$. In many practical problems it is necessary to estimate r by

$$|x_{n+1} - x_n|/|x_n - x_{n-1}| = |g(x_n) - g(x_{n-1})|/|x_n - x_{n-1}|$$

Clearly, the smaller the value of r , the more rapid is the convergence. Note, however, that this discussion has ignored the effects of rounding errors on the computation, so that the result above has been shown only for exact arithmetic.

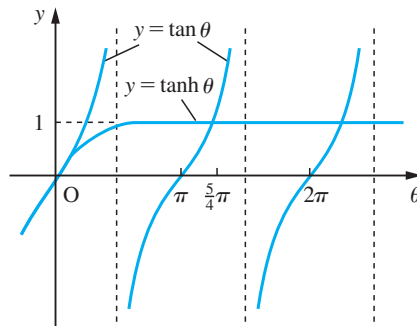
Example 9.6

Show that the iteration

$$\theta_{n+1} = \tan^{-1}(\tanh \theta_n), \quad \text{with } \theta_0 = \frac{5}{4}\pi \approx 3.9$$

considered in Section 7.9.3 is convergent to the root near $\theta = 3.9$ of the equation $\tan \theta = \tanh \theta$ (see Figure 9.4).

Figure 9.4
Roots of the equation
 $\tan \theta = \tanh \theta$.



Solution Here the iteration function has formula

$$g(\theta) = \tan^{-1}(\tanh \theta)$$

with derivative

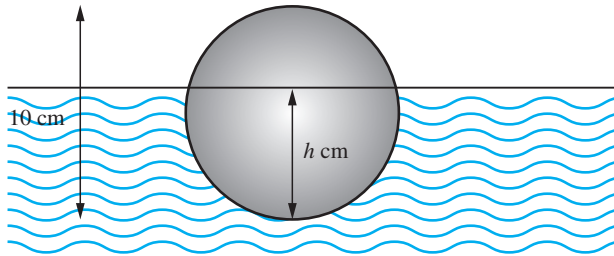
$$\begin{aligned} g'(\theta) &= \frac{1}{1 + \tanh^2 \theta} \operatorname{sech}^2 \theta \\ &= \frac{1}{\cosh^2 \theta + \sinh^2 \theta} = \frac{1}{\cosh 2\theta} \end{aligned}$$

Near $\theta = 3.9$, $\cosh 2\theta \approx 1220$, so $|g'(\theta)|$ is small (in fact $r < 0.004$) and the method converges.

Example 9.7

A spherical wooden ball floats in water, as illustrated in Figure 9.5. Its diameter is 10 cm and its density is 0.8 g cm^{-3} . Find the depth h cm to which it sinks.

Figure 9.5
Floating ball of
Example 9.7.

**Solution**

Archimedes shouted ‘*ευρηκα!*’ when he realized that the weight of a floating body must balance the weight of water it displaces. In this case we have the weight of the ball is

$$\frac{4}{3}\pi(5)^3 \times 0.8 \text{ g}$$

The volume of a zone depth h of a sphere of radius r is

$$\frac{1}{3}\pi h^2(3r - h) \quad (\text{see Example 8.66})$$

so the weight of water displaced is

$$\frac{1}{3}\pi h^2(15 - h) \text{ g}$$

Hence by Archimedes’ principle we have

$$\frac{4}{3}\pi \times 125 \times \frac{4}{5} = \frac{1}{3}\pi h^2(15 - h)$$

that is,

$$400 = h^2(15 - h)$$

Graphing $y = (x - 15)x^2 + 400$ shows that there is a root near $x = 7$. To find the root more accurately we can construct an iteration. For example,

$$h_{n+1} = [(h_n^3 + 400)/15]^{1/2}$$

Starting with $h_0 = 7.00$, we obtain the iterates given in the table below.

n	0	1	2	3	4	5	6	7	8	9	10
h_n	7.00	7.04	7.06	7.08	7.10	7.11	7.11	7.12	7.12	7.12	7.12

With this set of iterates we would be tempted to conclude that the root is 7.11 or 7.12. In fact the correct answer is 7.13. This example shows the importance of the size of the derivative of the iteration function. In this case it is 0.7 near the root and there is danger of premature termination of the process. Clearly it is not of vital importance here but the example illustrates the danger of using an iteration without due care.

9.3.3 Exercises

2



By means of sketches of the graphs $y = 1/x$ and $y = \tan x$, show that the equation $x \tan x = 1$ has a root between $x = 0$ and $x = \frac{1}{2}\pi$ and an infinity of roots near $x = k\pi$, where $k = 1, 2, 3, \dots$. Deduce which of the two iterations

$$(a) \ x_{n+1} = \cot x_n \quad (b) \ x_{n+1} = \tan^{-1}(1/x_n) + k\pi$$

is convergent to the roots, and use it to locate the smallest positive root to 6dp.

3

If $\alpha = f(\alpha)$ but the iteration $x_{n+1} = f(x_n)$ fails to converge to the root α , under what condition on $f(x)$ will the iteration $x_{n+1} = f^{-1}(x_n)$ converge?

4



Show the cubic equation $x^3 - 2x - 1 = 0$ has a root near $x = 2$. Prove that the iteration

$$x_{n+1} = \frac{1}{2}(x_n^3 - 1)$$

fails to converge to that root. Devise a simple iteration formula for the root of the equation, and use it to find the root to 6dp.

5

The equation $f(x) = 0$ has a root at $x = \alpha$. Show that rewriting the equation as $x = x + \lambda f(x)$, where λ is a constant, yields a convergent iteration for α if $\lambda = -1/f'(x_0)$ and x_0 is sufficiently close to α .

Use this method to devise an iteration for the root near $x = 2$ of the equation $x^3 - 2x - 1 = 0$.

6



Consider the iteration defined by

$$x_{n+1} = \frac{1}{3}(x_n^3 + 2)$$

Show that

(a) if $0 < x_0 < 1$ then the iteration tends to a limit as $n \rightarrow \infty$;

(b) if $x_0 > 1$ then the iteration is divergent. Explain this behaviour.

7



Consider the iteration

$$x_{n+1} = \frac{2 + 30x_n - x_n^2}{30}, \quad x_0 = 1.5$$

Working to 2dp, obtain the first three iterates. Then continue to obtain the following six iterates. From the numerical evidence what do you estimate as the limit of the sequence?

Assuming that the sequence has a limit near 1.5, obtain its value algebraically and then explain the phenomena observed above.

9.4 Taylor's theorem and related results

A question that frequently arises in both engineering and mathematical problem-solving is the behaviour of a solution when one (or more) of the parameters in the problem statement is changed. This occurs in sensitivity analysis when we examine solutions for their dependence on errors in the original data. It is also relevant to analysing the equilibrium of structures. One of the mathematical tools for such analyses is Taylor's theorem. In this section we shall develop the theorem and then use it to solve problems in design and numerical methods.

9.4.1 Taylor polynomials and Taylor's theorem

Previously we discussed the use of interpolating functions to approximate functions specified by a table of values (see Section 2.9.1). The simplest case was linear interpolation. With this, we require a different formula between successive tabular points. Another approach to the problem of function approximation is to construct a polynomial that, together with its

derivatives, takes the same values as those of the function and its derivatives at a particular point in the domain. That is, we seek a polynomial $p(x)$ such that

$$p(a) = f(a), \quad p'(a) = f'(a), \quad p''(a) = f''(a), \dots$$

The idea is illustrated by Example 9.8.

Example 9.8

Find a polynomial approximation to the function $f(x)$ such that

$$f(0) = 3, \quad f'(0) = 4, \quad f''(0) = -10 \quad \text{and} \quad f'''(0) = 12$$

Solution

In this example we have information about the value of the function and its first three derivatives at $x = 0$. This means that we can form an approximating polynomial of degree 3

$$p(x) = a + bx + cx^2 + dx^3$$

and determine the values of a , b , c and d from the information given.

Setting $p(0) = f(0)$ gives $a = 3$.

Differentiating gives

$$p'(x) = b + 2cx + 3dx^2$$

and on setting $p'(0) = f'(0) = 4$, we have $b = 4$.

Differentiating again gives

$$p''(x) = 2c + 6dx$$

and on setting $p''(0) = f''(0) = -10$, we have $c = -5$.

Differentiating again gives

$$p'''(x) = 6d$$

and on setting $p'''(0) = f'''(0) = 12$, we have $d = 2$.

Thus the approximating polynomial is

$$p(x) = 3 + 4x - 5x^2 + 2x^3$$

The technique used in Example 9.8 can be applied at points other than $x = 0$, as shown in Example 9.9.

Example 9.9

Find a polynomial approximation to $f(x)$ such that

$$f(1) = 4, \quad f'(1) = 0, \quad f''(1) = 2 \quad \text{and} \quad f'''(1) = 12$$

Solution

Because the information concerns the value of the function and its derivatives at the point $x = 1$, we look for a polynomial in powers of $x - 1$. So in this case we are seeking an approximation in the form

$$p(x) = a + b(x - 1) + c(x - 1)^2 + d(x - 1)^3$$

Setting $x = 1$ in $p(x)$ and its derivatives gives, in turn,

$$\begin{aligned} p(1) &= a = 4 & p'(1) &= b = 0 \\ p''(1) &= 2c = 2 & p'''(1) &= 6d = 12 \end{aligned}$$

Thus the required approximation is

$$p(x) = 4 + 0(x - 1) + 1(x - 1)^2 + 2(x - 1)^3 = 4 + (x - 1)^2 + 2(x - 1)^3$$

Such polynomial approximations to functions are called **Taylor polynomials**. In general, we can write the n th-degree Taylor polynomial approximation to the function $f(x)$, given the value of the function and its derivatives at $x = a$, in the form

$$f(x) \approx p_n(x)$$

where

$$\begin{aligned} p_n(x) &= f(a) + \frac{x - a}{1!} f'(a) + \frac{(x - a)^2}{2!} f''(a) + \frac{(x - a)^3}{3!} f'''(a) + \dots \\ &\quad + \frac{(x - a)^n}{n!} f^{(n)}(a) \end{aligned} \quad (9.8)$$

Clearly, $p_n(a) = f(a)$, and also the first n derivatives of $p_n(x)$ match the first n derivatives of $f(x)$ at $x = a$.

The approximation of $f(x)$ given in (9.8) can be made exact by writing

$$f(x) = p_n(x) + R_n(x) \quad (9.9)$$

where $R_n(x)$ is the **remainder**. The remainder term can be expressed in many different forms, with the simplest, known as **Lagrange's form**, being

$$R_n(x) = \frac{(x - a)^{n+1}}{(n + 1)!} f^{(n+1)}(a + \theta h)$$

where $h = x - a$ and $0 < \theta < 1$.

The result (9.9) constitutes **Taylor's theorem**, which may be stated as follows.

Theorem 9.4 Taylor's theorem

If $f(x), f'(x), \dots, f^{(n)}(x)$ exist and are continuous on the closed domain $[a, x]$ and $f^{(n+1)}(x)$ exists on the open domain (a, x) then there exists a number θ , with $0 < \theta < 1$, such that

$$\begin{aligned} f(x) &= f(a) + \frac{x - a}{1!} f'(a) + \frac{(x - a)^2}{2!} f''(a) + \dots \\ &\quad + \frac{(x - a)^n}{n!} f^{(n)}(a) + \frac{(x - a)^{n+1}}{(n + 1)!} f^{(n+1)}(a + \theta h) \end{aligned} \quad (9.10)$$

where $h = x - a$.

end of theorem

Taylor's theorem is in fact a natural extension of the first mean value theorem (Theorem 9.3), and it is sometimes referred to as the ***n*th mean value theorem**. It may be proved by repeated use of Rolle's theorem (Theorem 9.1), but, since the proof does not add to our understanding of how to apply the result to the solution of engineering problems, it is not developed here.

9.4.2 Taylor and Maclaurin series

An alternative form of the Taylor polynomial (9.10) is obtained when we replace x in the expansion by $a + x$. Then we obtain a polynomial in x , rather than $x - a$, that is

$$f(x + a) = f(a) + \frac{x}{1!}f'(a) + \frac{x^2}{2!}f''(a) + \frac{x^3}{3!}f'''(a) + \dots + \frac{x^n}{n!}f^{(n)}(a) + R_n(x) \quad (9.11)$$

where

$$R_n(x) = \frac{x^{n+1}}{(n+1)!}f^{(n+1)}(a + \theta x), \quad \text{with } 0 < \theta < 1$$

Equation (9.11) is called the **Taylor polynomial expansion of $f(x)$ about $x = a$** .

The remainder $R_n(x)$ represents the error involved in approximating $f(x)$ by the polynomial

$$f(a) + \frac{x}{1!}f'(a) + \frac{x^2}{2!}f''(a) + \dots + \frac{x^n}{n!}f^{(n)}(a)$$

If $R_n(x) \rightarrow 0$ as $n \rightarrow \infty$ then we may represent $f(x)$ by the power series

$$f(x + a) = f(a) + \frac{x}{1!}f'(a) + \frac{x^2}{2!}f''(a) + \dots = \sum_{n=0}^{\infty} \frac{x^n}{n!}f^{(n)}(a) \quad (9.12)$$

The power series (9.12) is called the **Taylor series expansion of $f(x)$ about $x = a$** . We saw earlier (Section 7.7.1) that a power series may have a restricted domain of convergence. Similarly, $R_n(x)$ may tend to zero as $n \rightarrow \infty$ only for a restricted interval of values of x or not at all. In that case the power series given by (9.12) will only represent the function $f(x)$ in that interval of convergence.

Setting $a = 0$ in (9.12) leads to the special case

$$f(x) = f(0) + \frac{x}{1!}f'(0) + \frac{x^2}{2!}f''(0) + \dots = \sum_{n=0}^{\infty} \frac{x^n}{n!}f^{(n)}(0) \quad (9.13)$$

which is known as the **Maclaurin series expansion of $f(x)$** .

Example 9.10 Find the Maclaurin series expansion of $e^x \sin x$.

Solution Since $f(x) = e^x \sin x$,

$$f'(x) = e^x(\sin x + \cos x)$$

This may be rewritten (see Section 2.6.5) as

$$f'(x) = \sqrt{2}e^x \sin(x + \frac{1}{4}\pi)$$

so the process of differentiation is equivalent to multiplying by $\sqrt{2}$ and adding $\frac{1}{4}\pi$ to the argument of the sine function. Thus we can write the second derivative directly as

$$f''(x) = (\sqrt{2})^2 e^x \sin(x + 2 \times \frac{1}{4}\pi) = 2e^x \cos x$$

and so on for higher derivatives, giving in general

$$f^{(k)}(x) = (\sqrt{2})^k e^x \sin(x + \frac{1}{4}k\pi)$$

Putting $x = 0$ gives $f(0) = 0, f^{(1)}(0) = 1, f^{(2)}(0) = 2, f^{(3)}(0) = 2, f^{(4)}(0) = 0, f^{(5)}(0) = -4, f^{(6)}(0) = -8, \dots$, which, on substituting into (9.13), gives

$$\begin{aligned} e^x \sin x &= 0 + x(1) + \frac{1}{2!}x^2(2) + \frac{1}{3!}x^3(2) + \frac{1}{4!}x^4(0) + \frac{1}{5!}x^5(-4) + \dots \\ &= x + x^2 + \frac{1}{3}x^3 - \frac{1}{30}x^5 + \dots \end{aligned}$$

It remains to show that $R_n(x) \rightarrow 0$ as $n \rightarrow \infty$. Since

$$R_n(x) = \frac{x^{n+1}}{(n+1)!} f^{(n+1)}(\theta x), \quad \text{with } 0 < \theta < 1$$

we have in this particular example

$$\begin{aligned} R_n(x) &= \frac{x^{n+1}}{(n+1)!} (\sqrt{2})^{n+1} e^{\theta x} \sin[\theta x + \frac{1}{4}(n+1)\pi] \\ &= \frac{(x\sqrt{2})^{n+1}}{(n+1)!} e^{\theta x} \sin[\theta x + \frac{1}{4}(n+1)\pi], \quad \text{with } 0 < \theta < 1 \end{aligned}$$

We recall that the series for e^x is convergent for all x , so that $x^n/n! \rightarrow 0$ as $n \rightarrow \infty$. Hence $(x\sqrt{2})^{n+1}/(n+1)! \rightarrow 0$ as $n \rightarrow \infty$, and $|\sin[\theta x + \frac{1}{4}(n+1)\pi]| \leq 1$, and so

$$R_n(x) \rightarrow 0 \quad \text{as } n \rightarrow \infty \quad \text{for all } x$$

Thus the Maclaurin expansion of $e^x \sin x$ is

$$e^x \sin x = x + x^2 + \frac{1}{3}x^3 - \frac{1}{30}x^5 + \dots$$

In practice it is rarely the case that we obtain the Maclaurin series expansion of a function by direct calculation of the derivatives as in Example 9.10. More commonly, we obtain such series by the manipulation of known standard Maclaurin series as we did earlier (Section 7.7.2). Most of the standard series were given in Figure 7.13. For convenience, we reproduce some of them in Figure 9.6.

$$\begin{aligned}
 \text{(a)} \quad (1+x)^r &= 1 + rx + \frac{r(r-1)x^2}{2!} + \frac{r(r-1)(r-2)x^3}{3!} + \dots + \frac{r(r-1)\dots(r-n+1)}{n!}x^n + \dots \quad (-1 < x < 1, r \in \mathbb{R}) \\
 \text{(b)} \quad e^x &= 1 + \frac{x}{1!} + \frac{x^2}{2!} + \frac{x^3}{3!} + \dots + \frac{x^n}{n!} + \dots \quad (\text{all } x) \\
 \text{(c)} \quad \sin x &= x - \frac{x^3}{3!} + \frac{x^5}{5!} - \dots + \frac{(-1)^n x^{2n+1}}{(2n+1)!} + \dots \quad (\text{all } x) \\
 \text{(d)} \quad \cos x &= 1 - \frac{x^2}{2!} + \frac{x^4}{4!} - \dots + \frac{(-1)^n x^{2n}}{(2n)!} + \dots \quad (\text{all } x) \\
 \text{(e)} \quad \ln(1+x) &= x - \frac{x^2}{2} + \frac{x^3}{3} - \frac{x^4}{4} + \dots + \frac{(-1)^n x^{n+1}}{n+1} + \dots \quad (-1 < x \leq 1) \\
 \text{(f)} \quad \tan x &= x + \frac{x^3}{3} + \frac{2x^5}{15} + \frac{17x^7}{315} + \dots \quad (-\frac{1}{2}\pi < x < \frac{1}{2}\pi) \\
 \text{(g)} \quad \sinh x &= x + \frac{x^3}{3!} + \frac{x^5}{5!} + \dots + \frac{x^{2n+1}}{(2n+1)!} + \dots \quad (\text{all } x) \\
 \text{(h)} \quad \cosh x &= 1 + \frac{x^2}{2!} + \frac{x^4}{4!} + \dots + \frac{x^{2n}}{(2n)!} + \dots \quad (\text{all } x)
 \end{aligned}$$

Figure 9.6 Some standard Maclaurin series expansions.



In MATLAB the command `taylor(f, n, x, a)` returns the $(n-1)$ th-order Taylor series expansion of $f(x)$ about $x = a$, while the command `taylor(f, n, x)` returns the Maclaurin series expansion of $f(x)$. Considering Example 9.10 the commands

```
syms x
f = taylor(exp(x)*sin(x), x, 'Order', 6)
```

return the answers

$$x + x^2 + 1/3x^3 - 1/30x^5$$

which check with the answer given in the solution.

To obtain the first three terms of the corresponding series about $x = a$ the commands

```
syms x a
f = taylor(exp(x)*sin(x), 'ExpansionPoint', a, 'Order', 3)
```

return the answer

$$e^a \sin(a) + (e^a \cos(a) + e^a \sin(a))(x-a) + e^a \cos(a)(x-a)^2 + O((x-a)^3)$$

with e^a expressed as `exp(a)`

Example 9.11

Using the Maclaurin series expansions of e^x and $\sin x$, confirm the Maclaurin series expansion of $e^x \sin x$ obtained in Example 9.10.

Solution From entries (b) and (c) of Figure 9.6

$$e^x = 1 + \frac{x}{1!} + \frac{x^2}{2!} + \frac{x^3}{3!} + \dots \quad (\text{all } x)$$

$$\sin x = x - \frac{x^3}{3!} + \frac{x^5}{5!} - \dots \quad (\text{all } x)$$

As indicated earlier (Section 7.7.2), we can multiply two power series within their common domain of convergence, giving in this case

$$\begin{aligned} e^x \sin x &= \left(1 + \frac{x}{1!} + \frac{x^2}{2!} + \frac{x^3}{3!} + \frac{x^4}{4!} + \dots \right) \left(x - \frac{x^3}{3!} + \frac{x^5}{5!} - \dots \right) \\ &= x + x^2 + x^3 \left(\frac{1}{2} - \frac{1}{6} \right) + x^4 \left(\frac{1}{6} - \frac{1}{6} \right) + x^5 \left(\frac{1}{120} + \frac{1}{24} - \frac{1}{12} \right) + \dots \\ &= x + x^2 + \frac{1}{3}x^3 - \frac{1}{30}x^5 + \dots \quad (\text{all } x) \end{aligned}$$

which is the series obtained in Example 9.10.

Example 9.12

Obtain the binomial expansion of $(1 - x^2)^{-1/2}$ and deduce a power series expansion for $\sin^{-1}x$.

Solution From entry (a) of Figure 9.5.

$$(1 + x)^r = 1 + rx + \frac{r(r-1)x^2}{2!} + \frac{r(r-1)(r-2)x^3}{3!} + \dots \quad (|x| < 1)$$

To obtain the expansion of $(1 - x^2)^{-1/2}$, we need to set $r = -\frac{1}{2}$ and replace x by $-x^2$. We shall do this in two steps. First, setting $r = -\frac{1}{2}$ gives

$$\begin{aligned} (1 + x)^{-1/2} &= 1 + \frac{-\frac{1}{2}}{1}x + \frac{(-\frac{1}{2})(-\frac{3}{2})}{1 \cdot 2}x^2 + \frac{(-\frac{1}{2})(-\frac{3}{2})(-\frac{5}{2})}{1 \cdot 2 \cdot 3}x^3 + \frac{(-\frac{1}{2})(-\frac{3}{2})(-\frac{5}{2})(-\frac{7}{2})}{1 \cdot 2 \cdot 3 \cdot 4}x^4 + \dots \\ &= 1 - \frac{1}{2}x + \frac{1 \cdot 3}{2 \cdot 4}x^2 - \frac{1 \cdot 3 \cdot 5}{2 \cdot 4 \cdot 6}x^3 + \frac{1 \cdot 3 \cdot 5 \cdot 7}{2 \cdot 4 \cdot 6 \cdot 8}x^4 + \dots \quad (|x| < 1) \end{aligned}$$

Then, replacing x by $-x^2$, we have

$$(1 - x^2)^{-1/2} = 1 - \frac{1}{2}(-x^2) + \frac{1 \cdot 3}{2 \cdot 4}(-x^2)^2 - \frac{1 \cdot 3 \cdot 5}{2 \cdot 4 \cdot 6}(-x^2)^3 + \frac{1 \cdot 3 \cdot 5 \cdot 7}{2 \cdot 4 \cdot 6 \cdot 8}(-x^2)^4 + \dots$$

giving the required binomial expansion

$$\begin{aligned} (1 - x^2)^{-1/2} &= 1 + \frac{1}{2}x^2 + \frac{1 \cdot 3}{2 \cdot 4}x^4 + \frac{1 \cdot 3 \cdot 5}{2 \cdot 4 \cdot 6}x^6 + \frac{1 \cdot 3 \cdot 5 \cdot 7}{2 \cdot 4 \cdot 6 \cdot 8}x^8 + \dots \\ &= 1 + \frac{1}{2}x^2 + \frac{3}{8}x^4 + \frac{5}{16}x^6 + \frac{35}{128}x^8 + \dots \quad (|x| < 1) \end{aligned} \quad (9.14)$$

Now

$$\int_0^x \frac{dt}{\sqrt{1-t^2}} = \sin^{-1}x$$

and so, integrating the series (9.14) term by term, we obtain

$$\sin^{-1}x = x + \frac{1}{6}x^3 + \frac{3}{40}x^5 + \frac{5}{112}x^7 + \dots \quad (|x| < 1)$$

Notice that in Example 9.12 we have integrated a power series to obtain the expansion of another function. In general, we may integrate and differentiate power series within their domains of absolute convergence.



For Example 9.12 check that the commands

```
syms x
taylor((1 - x^2)^(-1/2), 'Order', 9)
pretty(ans)
```

return the answer given in (9.12) and that the additional commands

```
int(ans);
```

return the integrated series for $\sin^{-1}x$.

Note: The square root term could be entered as $1/\text{sqrt}(1 - x^2)$ and this is often preferred.

Example 9.13

The continuous belt of Example 1.48 has length L given by

$$L = 2[l^2 - (R - r)^2]^{1/2} + \pi(R + r) + 2(R - r)\sin^{-1}\left(\frac{R - r}{l}\right)$$

Show that when $R - r \ll l$, a good approximation to L is given by

$$L \approx 2l + \pi(R + r) + (R - r)^2/l$$

Solution Taking the first and last term of the formula for L separately we obtain

$$\begin{aligned} 2[l^2 - (R - r)^2]^{1/2} &= 2l \left[1 - \left(\frac{R - r}{l} \right)^2 \right]^{1/2} \\ &= 2l \left[1 - \frac{1}{2} \left(\frac{R - r}{l} \right)^2 + \frac{\frac{1}{2}(-\frac{1}{2})}{1 \cdot 2} \left(\frac{R - r}{l} \right)^4 - \dots \right] \end{aligned}$$

and

$$2(R-r)\sin^{-1}\left(\frac{R-r}{l}\right) = 2(R-r)\left[\left(\frac{R-r}{l}\right) + \frac{1}{6}\left(\frac{R-r}{l}\right)^3 + \dots\right]$$

Hence

$$L = 2l + \pi(R+r) + \frac{(R-r)^2}{l} + \frac{1}{12}\frac{(R-r)^4}{l^3} + \dots$$

Thus when $l \gg R-r$, we have

$$L \approx 2l + \pi(R+r) + (R-r)^2/l$$

See Question 18 in Exercises 9.4.4 for an examination of the error.

9.4.3 L'Hôpital's rule

Sometimes we need to find limits of the form

$$\lim_{x \rightarrow a} \frac{f(x)}{g(x)}$$

where $f(a) = g(a) = 0$. Even though such a limit may be defined, it cannot be found by substituting $x = a$, since this produces the indeterminate form $0/0$. Using Taylor's theorem (Theorem 9.4), we can formulate a rule for obtaining such limits if they exist.

Using Taylor series, we may write

$$\begin{aligned} \frac{f(x)}{g(x)} &= \frac{f(a) + (x-a)f'(a) + \frac{1}{2}(x-a)^2f''(a) + \dots}{g(a) + (x-a)g'(a) + \frac{1}{2}(x-a)^2g''(a) + \dots} \\ &= \frac{f'(a) + \frac{1}{2}(x-a)f''(a) + \dots}{g'(a) + \frac{1}{2}(x-a)g''(a) + \dots} \quad \text{since } f(a) = g(a) = 0, x \neq a \end{aligned}$$

Hence

$$\lim_{x \rightarrow a} \frac{f(x)}{g(x)} = \frac{f'(a)}{g'(a)}$$

provided $g'(a) \neq 0$. This is known as **L'Hôpital's rule**.

It may be that $f'(a)/g'(a)$ is also indeterminate. Consequently, when applying L'Hôpital's rule to obtain the limit

$$\lim_{x \rightarrow a} \frac{f(x)}{g(x)}$$

we must repeat the process of differentiating $f(x)$ and $g(x)$ each time we have the indeterminate form $0/0$ at $x = c$. If, however, at any stage in the process, one or other of the derivatives is non-zero at $x = a$ then we must stop the process, since the rule will no longer apply. In such cases the limit is either zero or infinite or does not exist; for

example, $\lim_{x \rightarrow 0} \frac{1}{x}$ does not exist.

Example 9.14 Using L'Hôpital's rule, obtain the limits

$$(a) \lim_{x \rightarrow 0} \frac{\sin x - x}{x^3} \quad (b) \lim_{x \rightarrow 0} \frac{1 - \cos x}{x + x^2}$$

Solution (a) Since $(\sin x - x)/x^3$ takes the indeterminate form $0/0$ at $x = 0$, we apply L'Hôpital's rule to give

$$\begin{aligned} \lim_{x \rightarrow 0} \frac{\sin x - x}{x^3} &= \lim_{x \rightarrow 0} \frac{\cos x - 1}{3x^2} && \text{(again } 0/0 \text{ at } x = 0) \\ &= \lim_{x \rightarrow 0} \frac{-\sin x}{6x} && \text{(again } 0/0 \text{ at } x = 0) \\ &= \lim_{x \rightarrow 0} \frac{-\cos x}{6} = -\frac{1}{6} \end{aligned}$$

so that

$$\lim_{x \rightarrow 0} \frac{\sin x - x}{x^3} = -\frac{1}{6}$$

(b) Since $(1 - \cos x)/(x + x^2)$ takes the form $0/0$ at $x = 0$, we apply L'Hôpital's rule to give

$$\lim_{x \rightarrow 0} \frac{1 - \cos x}{x + x^2} = \lim_{x \rightarrow 0} \frac{\sin x}{1 + 2x} = 0$$

Note that in this case the limit is zero since $(\sin x)/(1 + 2x)$ takes the form $0/1$ at $x = 0$. If we mistakenly proceeded to apply the rule once again, we should obtain

$$\lim_{x \rightarrow 0} \frac{1 - \cos x}{x + x^2} = \lim_{x \rightarrow 0} \frac{\sin x}{1 + 2x} = \lim_{x \rightarrow 0} \frac{\cos x}{2} = \frac{1}{2}$$

an incorrect answer, since the rule was not applicable. The reader may have noticed that both of these limits can be readily evaluated using Maclaurin series.

9.4.4 Exercises

8 Show that if $f(x) = e^{\cos x}$ then

$$f'(x) = -f(x) \sin x$$

and find $f(0)$ and $f'(0)$. Differentiating the expression for $f'(x)$, obtain $f''(x)$ in terms of $f(x)$ and $f'(x)$, and find $f''(0)$. Repeating the process, obtain $f^{(n)}(0)$ for $n = 3, 4, 5$ and 6 , and hence obtain the Maclaurin polynomial of degree 6 for $f(x)$. Confirm your answer by obtaining the series using the Maclaurin expansions of e^x and $\cos x$.

9 A function $y = y(x)$ satisfies the equation

$$\frac{dy}{dx} = y - x + 1$$

with $y = 1$ when $x = 0$. By repeated differentiation, show that $y^{(n)}(0) = 1$ ($n \geq 2$), and find the Maclaurin series for y .

10 An alternative approach to Question 9 uses the method of successive approximation, rewriting the equation as



$$y_{n+1}(x) = 1 + \int_0^x [y_n(t) - t + 1] dt,$$


with $y_0(x) = y(0) = 1$


Putting $y_0(x) = 1$ into the integral, show that


$$y_1(x) = 1 + 2x - \frac{1}{2}x^2$$

$$y_2(x) = 1 + 2x + \frac{1}{2}x^2 - \frac{1}{6}x^3$$

and find y_3 and y_4 .

- 11** Show that the binomial expansion of $(1+x)^{-1}$ is
 $(1+x)^{-1} = 1 - x + x^2 - x^3 + \dots \quad (-1 < x < 1)$
 Hence find the Maclaurin series expansion of $\tan^{-1}x$.

- 12** Use the series for $\sin x$ and $\cos x$ to obtain the Maclaurin series for $\tan x$ as far as the term in x^7 .
 Deduce the series for $\ln \cos x$.


- 13** Show that
 $\coth x = \frac{1}{x} \left(1 + \frac{1}{3}x^2 - \frac{1}{45}x^4 + \frac{2}{945}x^6 - \dots \right)$

- 14** The field strength H of a magnet at a point on the axis at a distance x from its centre is given by

$$H = \frac{M}{2l} \left[\frac{1}{(x-l)^2} - \frac{1}{(x+l)^2} \right]$$

where $2l$ is the length of the magnet and M is its moment. Show that if l is very small compared with x then

$$H \approx \frac{2M}{x^3}$$

- 15** Using the Maclaurin series expansions of e^x and $\cos x$, show that



$$\lim_{x \rightarrow 0} \left(\frac{e^x + e^{-x} - 2}{2 \cos 2x - 2} \right) = -\frac{1}{4}$$

- 16** Show that


$$\ln \left(\frac{\sin x}{x} \right) \approx -\frac{1}{6}x^2 - \frac{1}{180}x^4$$

if powers of x greater than x^5 are neglected.

- 17** By expanding e^{-x^2} as a Maclaurin series, show that



$$\int_0^{1/2} e^{-x^2} dx \approx 0.461$$

- 18** Considering the problem of Example 9.13, for what values of l does the approximation

$$L \approx 2l + \frac{(R-r)^2}{l} + 3.14(R+r)$$

have a percentage error of less than 0.05% when $R = 5$ and $r = 4$?

- 19** Using L'Hôpital's rule, find the following limits:

(a) $\lim_{x \rightarrow 2} \frac{x^3 - 3x - 2}{x^3 - 8}$

(b) $\lim_{x \rightarrow 0} \frac{1 - (1-x)^{1/4}}{x}$

(c) $\lim_{x \rightarrow \pi} \frac{\sin 3x}{\sin 2x}$

(d) $\lim_{x \rightarrow 1} \left(\frac{3}{x^3 - 1} - \frac{1}{x - 1} \right)$

(e) $\lim_{x \rightarrow 0} \frac{x \cos x - \sin x}{x^3}$

(f) $\lim_{x \rightarrow \pi/2} \frac{1 - \sin x}{\ln \sin x}$

- 20** Consider again the design of the milk carton discussed in Example 8.35. Show that if the overlap used in its construction is x mm instead of 5 mm, the objective function that must be minimized is

$$f(b) = (4b + x) \left(\frac{1\,136\,000}{b^2} + b + 2x \right)$$

Show that when $x = 0$, the optimal value for b is $b_0^* = 10(568)^{1/3}$. The optimal value b^* depends on x . Obtain the Maclaurin series expansion for b^* as far as the term in x^2 and discuss the effect of the overlap size on the design of the carton. (Hint: Let $b^* \approx b_0 + b_1x + b_2x^2$.)

9.4.5 Interpolation revisited

Earlier (see Section 2.9.1) we developed the idea of linear interpolation and showed that the approximation

$$f(x) \approx f_i + \frac{x - x_i}{x_{i+1} - x_i} (f_{i+1} - f_i)$$

gave a value for $f(x)$ which was as accurate as the original data when $|\Delta^2 f_i|$ is less than 4 units of the least significant figure. In many applications, it is easier to express this condition in terms of the second derivative rather than the second difference.

Now

$$\Delta^2 f_i = f(x_i + h) - 2f(x_i) + f(x_i - h)$$

Replacing $f(x_i + h)$ and $f(x_i - h)$ by their Taylor expansions about $x = x_i$, we have (after some cancelling of terms)

$$\Delta^2 f_i = h^2 f''(x_i) + \frac{h^4}{12} f''''(x_i) + \dots$$

The leading term provides a good estimate for $\Delta^2 f_i$ so that the condition for accurate linear interpolation becomes

$$h^2 |f''(x)| < 4 \text{ units of the least significant figure}$$

This enables us to choose an appropriate tabular interval, as is shown in Example 9.15.

Example 9.15

The function $f(x) = e^{-x}$ is to be tabulated to 4dp on the interval $[0, 0.5]$. Find the maximum tabular interval such that the resulting table is suitable for linear interpolation to 4dp; that is, to yield an interpolated value which is as accurate as the tabulated value.

Solution Here we require that

$$h^2 |f''(x)| < 4 \times 0.0001$$

Since $f(x) = e^{-x}$ we deduce that $f''(x) = e^{-x}$. On the interval $[0, 0.5]$, the maximum value of e^{-x} occurs at $x = 0$, where $e^0 = 1$. Thus we need the largest value of h such that

$$h^2 < 4 \times 0.0001$$

Hence $h < 0.02$, so that the largest tabular interval is 0.02.

9.4.6 Exercises

21 A table for e^x is required for use with linear interpolation to 6dp. It is tabulated for values of x from $x = 0$ to $x = X$ at intervals of 0.001. What is the largest possible value of X ?

22 A table for $\tan x$ is required for use with linear interpolation to 6dp. It is tabulated for values of x from $x = 0$ to $x = 1$ at intervals of h rad. What is the largest possible value of h ?

23 In Section 8.6 we discussed the process of numerical differentiation using the approximation

$$\phi(h) = \frac{f(a+h) - f(a-h)}{2h}$$

Using the Taylor series for $f(a+h)$ and $f(a-h)$ about $x = a$, show that

$$f'(a) = \phi(h) - \frac{h^2}{3!} f^{(3)}(a) + \frac{h^4}{5!} f^{(5)}(a) - \dots$$

and deduce that

$$f'(a) = \frac{1}{3} [4\phi(\frac{1}{2}h) - \phi(h)] + \frac{1}{4} \frac{h^4}{5!} f^{(5)}(a) + \dots$$

Writing $\psi(h) = \frac{1}{3} [4\phi(\frac{1}{2}h) - \phi(h)]$, show that $\frac{1}{15} [16\psi(\frac{1}{2}h) - \psi(h)]$ yields an approximation to $f'(a)$ with truncation error $O(h^6)$. Apply this extrapolation procedure to find $f'(1)$ when $f(x) = \cosh x$, taking $h = 0.4, 0.2$ and 0.1 , working to as many decimal places as your calculator will permit.

9.4.7 The convergence of iterations revisited

Earlier in the chapter we analysed the convergence of an iteration $x_{n+1} = g(x_n)$ for the root α of an equation $f(x) = 0$. We can use the Taylor expansion to analyse the **rate of convergence** of such schemes. Setting $x_n = \alpha + \varepsilon_n$, so that ε_n is the error after n iterations, we have

$$\alpha + \varepsilon_{n+1} = g(\alpha + \varepsilon_n)$$

Expanding $g(\alpha + \varepsilon_n)$ about $x = \alpha$, using the Taylor series (9.12), gives

$$g(\alpha + \varepsilon_n) = \alpha + \varepsilon_{n+1} = g(\alpha) + \frac{\varepsilon_n}{1!}g'(\alpha) + \frac{\varepsilon_n^2}{2!}g''(\alpha) + \frac{\varepsilon_n^3}{3!}g'''(\alpha) + \dots \quad (9.15)$$

Since α is a root of the equation $f(x) = 0$, we have $\alpha = g(\alpha)$ and (9.15) simplifies to

$$\varepsilon_{n+1} = \frac{\varepsilon_n}{1!}g'(\alpha) + \frac{\varepsilon_n^2}{2!}g''(\alpha) + \frac{\varepsilon_n^3}{3!}g'''(\alpha) + \dots \quad (9.16)$$

If $g'(\alpha) \neq 0$ then ε_{n+1} is proportional to ε_n , and we have a first-order process. If $g'(\alpha) = 0$ and $g''(\alpha) \neq 0$ then ε_{n+1} is proportional to ε_n^2 , and we have a second-order process, and so on.

Example 9.16

The equation $x \tan x = 4$ has an infinite number of roots. To find the root near $x = 1$, we may use the iteration

$$x_{n+1} = \tan^{-1}\left(\frac{4}{x_n}\right)$$

Show that this is a first-order process. Starting with $x_0 = 1$, find x_3 and assess its accuracy.

Solution Here $g(x) = \tan^{-1}(4/x)$, so that

$$g'(x) = \frac{-4}{x^2 + 16}$$

which is non-zero for all x , that is $g'(\alpha) \neq 0$. Thus the iteration is a first-order process. Starting with $x_0 = 1$, we obtain, working to 4dp, the following table.

n	x_n	$4/x_n$	$\tan^{-1}(4/x_n)$
0	1.0000	4.0000	1.3258
1	1.3258	3.0170	1.2507
2	1.2507	3.1982	1.2678
3	1.2678		

From (9.16) we can assess the accuracy of x_n using

$$\varepsilon_{n+1} = \varepsilon_n g'(\alpha) + \dots$$

and approximating ε_n by $x_n - x_{n+1}$ and α by x_3 . Thus in this case we have

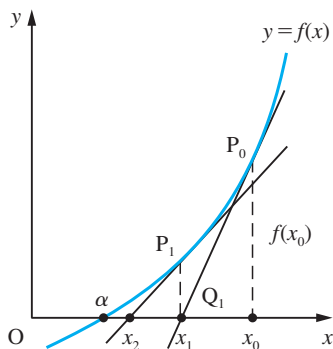
$$\varepsilon_3 \approx g'(x_3)(x_2 - x_3) = \frac{-4}{16 + (1.2678)^2}(-0.0171) = 0.0039$$

so that the root is 1.26 to 3sf.

9.4.8 Newton–Raphson procedure

One of the most popular techniques used by engineers for solving nonlinear equations is the **Newton–Raphson procedure**. The basic idea is that if x_0 is an approximation to the root $x = \alpha$ of the equation $f(x) = 0$ then a closer approximation will be given by the point $x = x_1$ where the tangent to the graph at $x = x_0$ cuts the x axis, as shown in Figure 9.7.

Figure 9.7
The Newton–Raphson
root-finding method.



From the definition of the derivative

$$f'(x_0) = \text{slope of } P_0Q_1 = \frac{f(x_0)}{x_0 - x_1}$$

which can be rearranged to give

$$x_1 = x_0 - \frac{f(x_0)}{f'(x_0)}$$

Taking x_1 as the new approximation to the root $x = \alpha$ and repeating the procedure, as illustrated in Figure 9.7, we obtain the closer approximation

$$x_2 = x_1 - \frac{f(x_1)}{f'(x_1)}$$

and so on. In general, we may write

$$x_{n+1} = x_n - \frac{f(x_n)}{f'(x_n)} \quad (n = 0, 1, 2, \dots) \quad (9.17)$$

Equation (9.17) is known as the Newton–Raphson iteration procedure for obtaining an approximation to the root of $f(x) = 0$. Note that if $f'(x_n) = 0$ then (9.17) cannot be used

to obtain x_{n+1} . This is because the tangent to the graph of $y = f(x)$ at $x = x_n$ will be parallel to the horizontal x axis.

Comparing with the general iteration $x_{n+1} = g(x_n)$, we see that in the case of the Newton–Raphson procedure (9.17) the iteration function is

$$g(x) = x - \frac{f(x)}{f'(x)}$$

which, using the quotient rule, has derivative

$$g'(x) = 1 - \frac{[f'(x)]^2 - f(x)f''(x)}{[f'(x)]^2} = \frac{f(x)f''(x)}{[f'(x)]^2}$$

Since α is a root of $f(x) = 0$, we have $f(\alpha) = 0$, giving

$$g'(\alpha) = 0$$

so the procedure is not a first-order process. Differentiating again and substituting $x = \alpha$, we obtain

$$g''(\alpha) = \frac{f''(\alpha)}{f'(\alpha)}$$

and we have a second-order process provided that $f'(\alpha) \neq 0$. If $f''(\alpha) = 0$, $f'(\alpha) \neq 0$ then we have a third- or higher-order process. When $f(x) = 0$ has a repeated root at $x = \alpha$, $g'(\alpha)$ has the indeterminate form $0/0$, and the analysis fails. Repeated roots cause numerical as well as theoretical problems.

Example 9.17

The equation $x \tan x = 4$ was considered earlier in Example 9.16. Apply the Newton–Raphson method to find the root near $x = 1$.

Solution

First, we rewrite the equation in the more convenient (for differentiation) form

$$x \sin x - 4 \cos x = 0$$

Then taking $f(x) = x \sin x - 4 \cos x$ we have $f'(x) = x \cos x + 5 \sin x$. Using the iteration

$$x_{n+1} = x_n - f(x_n)/f'(x_n), \quad x_0 = 1$$

gives the values (to 9dp)

$$\begin{aligned} &1.000\,000\,000 \\ &1.277\,976\,731 \\ &1.264\,600\,951 \\ &1.264\,591\,571 \\ &1.264\,591\,571 \end{aligned}$$

so that after four iterations we obtain an answer correct to 9dp.

Example 9.18

Find the root of

$$8.0000x^4 + 0.4500x^3 - 4.5440x - 0.1136 = 0$$

near $x = 0.8$ to 4sf.

Figure 9.8

Iteration for the root

of the equation

$$8.0000x^4 + 0.4500x^3 -$$

$$4.5440x - 0.1136 = 0.$$

n	x_n	$f(x_n)$	$f'(x_n)$	$-f_n/f'_n$
0	0.8000	-0.241 600	12.7040	0.019 018
1	0.8190	0.011 436	13.9408	-0.000 820
2	0.8182	0.000 340	13.8876	-0.000 022
3	0.8182			

Solution

In this particular example

$$f(x) = 8.0000x^4 + 0.4500x^3 - 4.5440x - 0.1136$$

giving

$$f'(x) = 32.0000x^3 + 1.3500x^2 - 4.5440$$

When iterating for the root using the Newton–Raphson procedure (9.17), it is usual to present the calculations in tabular form, as shown in Figure 9.8 for this particular example. To 4sf the root is given by $x = 0.8182$. When using the Newton–Raphson method, it is recommended that the iteration formula is *not* tidied up into a single expression but is left in the ‘approximation minus error’ format. Tidying up may lead to ill-conditioning of the numerical procedure.



There are no built-in programs for Newton–Raphson in MATLAB. The method is basically a numerical procedure, so MATLAB seems to be the obvious package to use. You will need to develop a little program, as illustrated below for Example 9.18.

```
% Set up initial data and put initial results into R
e = 0.0001; acc = 1; x = .8; f = 8*x^4 + .45*x^3 -
4.544*x - 0.1136; fd = 32*x^3 + 1.35*x^2 - 4.544;
R = [x;f;fd];
% Now iterate until acc is less than e and add results
to R
while acc>e xold = x;
x = x - f/fd; f = 8*x^4 + .45*x^3 - 4.544*x - 0.1136;
fd = 32*x^3 + 1.35*x^2 - 4.5440;
R = [R [x;f;fd]];
acc = abs(x - xold);
end
R
```

which returns

```
R =
    0.8000    0.8190    0.8182    0.8182
   -0.2416    0.0117    0.0000    0.0000
   12.7040   13.9420   13.8863   13.8861
```

Note: Small discrepancies with answers given in Figure 9.8 are due to the number of decimal places being retained during working.

9.4.9 Optimization revisited

In Section 8.5 we indicated that we would return to reconsider the conditions for determining the nature of stationary points following the introduction of the Taylor series.

If a minimum value of a differentiable function $f(x)$ occurs at $x = a$ then the difference $f(a + h) - f(a)$ will be positive for all small h . However, from the Taylor series (9.12)

$$f(a + h) - f(a) = hf'(a) + \frac{1}{2!}h^2f''(a) + \frac{1}{3!}h^3f'''(a) + \dots$$

and the sign of the expression on the right-hand side depends on the sign of h . It will change sign as h changes sign unless $f'(a) = 0$, in which case the sign depends on the sign of $f''(a)$. Thus a necessary condition for the minimum to occur at $x = a$ is that $f'(a) = 0$, and a necessary and sufficient condition for a minimum of $f(x)$ at $x = a$ is $f'(a) = 0$ and $f''(a) > 0$. Similarly, the maxima of differentiable functions occur when $f'(a) = 0$ and $f''(a) < 0$. If $f'(a) = 0$ and $f''(a) = 0$, we may have a maximum or minimum value or a point of inflection. If $f'(a) = f''(a) = 0$, a necessary condition for a minimum or maximum at $x = a$ is $f'''(a) \neq 0$, and so on. However, it is important to remember that a function may have an optimal value at a point where its derivative does not exist, as illustrated in Figure 9.9. A numerical scheme for locating the optimal point of a function using the Newton–Raphson procedure can be established. The resulting iteration

$$x_{n+1} = x_n - \frac{f'(x_n)}{f''(x_n)}$$

is, however, rarely used in practice. Generally, bracketing methods are used similar to that described in Question 85 (Exercises 8.5.2).

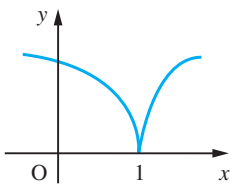





Figure 9.9
 $y = (x - 1)^{2/3}$ has a minimum at $x = 1$ but it is not differentiable here.


9.4.10 Exercises

- 24  Given below are three methods for calculating $\sqrt{2}$ by iteration. Find the order of each process and discuss their numerical properties.

(a) $x_{n+1} = 1 + 1/(1 + x_n)$ (b) $x_{n+1} = \frac{1}{2}(x_n + 2/x_n)$
 (c) $x_{n+1} = (3x_n^4 + 12x_n^2 - 4)/(8x_n^3)$

- 25  Use the Newton–Raphson iteration procedure to find the real root of $x^3 - 6x^2 + 9x + 1 = 0$ to 4dp.

- 26  Use the Newton–Raphson method to find the two positive roots of $x^4 - 4x^3 - 12x^2 + 32x + 28 = 0$.

- 27  The iteration $x_{n+1} = x_n(3 - 3ax_n + a^2x_n^2)$ may be used to calculate the reciprocal of a ; that is, to solve $ax = 1$. Show that this is a third-order process with $\varepsilon_{n+1} = a^2\varepsilon_n^3$. Apply the iteration with $a = 1.735$, starting with $x_0 = 0.5$, and prove that x_2 is correct to 8dp.

9.4.11 Numerical integration

A remarkable mathematical result that follows from the Taylor series is known as the **Euler–Maclaurin formula**:

$$\int_a^b f(x)dx = \frac{b-a}{2}[f(b) + f(a)] - \frac{(b-a)^2}{12}[f'(b) - f'(a)] + \frac{(b-a)^4}{720}[f^{(3)}(b) - f^{(3)}(a)] - \frac{(b-a)^6}{30240}[f^{(5)}(b) - f^{(5)}(a)] \dots$$

Subdividing the interval $[a, b]$ into n equal strips of width h , we have

$$\int_a^b f(x)dx = \sum_{r=0}^{n-1} \int_{x_r}^{x_{r+1}} f(x)dx, \quad x_r = a + rh$$

Applying the Euler–Maclaurin formula to each term in the summation, we obtain the trapezium rule together with a power series expansion of the truncation error in terms of h :

$$\begin{aligned} \int_a^b f(x)dx &= \frac{1}{2}h(f_0 + 2f_1 + 2f_2 + \dots + 2f_{n-1} + f_n) - \frac{1}{12}h^2(f'_n - f'_0) \\ &\quad + \frac{1}{720}h^4(f_n^{(3)} - f_0^{(3)}) - \frac{1}{30240}h^6(f_n^{(5)} - f_0^{(5)}) + \dots \\ &= T(h) + \alpha_1 h^2 + \alpha_2 h^4 + \alpha_3 h^6 + \dots \end{aligned} \quad (9.18)$$

where $T(h)$ is the trapezium approximation to the integral using n strips of width h with $nh = b - a$, and the α 's are independent of h . From this we see that the principal term of the **global truncation** error for the approximation is $\frac{1}{12}h^2[f'(b) - f'(a)]$ which, using the first mean value Theorem 9.3, may be written $\frac{1}{12}h^2(b - a)f''(c)$ where $a < c < b$.

This analysis makes no allowance for the effect of rounding errors in the values of f_i ($i = 0, 1, \dots, n$). A simple estimate of these is

$$\begin{aligned} &h\left(\frac{1}{2} + \underbrace{1 + 1 + \dots + 1}_{n-1 \text{ terms}} + \frac{1}{2}\right) \times \left(\frac{1}{2} \text{ unit of the least significant figure}\right) \\ &= nh\left(\frac{1}{2} \text{ unit of the least significant figure}\right) \\ &= (b - a)\left(\frac{1}{2} \text{ unit of the least significant figure}\right) \end{aligned}$$

This result assumes a fixed number of decimal places in the values of the integrand, and is suitable for calculator work. For computers, when h is small and n large, there is the problem of loss of significant digits when adding a large number of almost-equal numbers.

Example 9.19

In Example 8.72 the integral $\int_1^2 (1/x)dx$ was estimated using the trapezium rule with $h = \frac{1}{4}$ and tabulating the integrand to 6dp. Estimate an error bound for the answer obtained.

Solution Here $f(x) = 1/x$, $a = 1$ and $b = 2$. The global error is given by

$$\frac{1}{12}(b - a)h^2 f''(X), \quad \text{with } a \leq X \leq b$$

so that in this example it is

$$\frac{1}{12}(1)(0.25)^2 \frac{2}{X^3}, \quad \text{with } 1 \leq X \leq 2$$

The largest possible value this can take is when $X = 1$, so we obtain an estimate for the truncation error of 0.010. The rounding error effect, 0.000 000 5, is negligible compared with this. The error bound we have now calculated safely overestimates the actual error 0.004 obtained in the calculation.

Returning to the full Euler–Maclaurin expansion (9.18), using $2n$ strips of width $\frac{1}{2}h$, we obtain

$$\int_a^b f(x)dx = T(\tfrac{1}{2}h) + \frac{1}{4}\alpha_1 h^2 + \frac{1}{16}\alpha_2 h^4 + \frac{1}{64}\alpha_3 h^6 + \dots \quad (9.19)$$

Eliminating the α_1 terms from (9.18) and (9.19) (by subtracting the former from $4 \times$ the latter, and dividing the result by 3) gives

$$\int_a^b f(x)dx = \frac{1}{3}[4T(\tfrac{1}{2}h) - T(h)] - \frac{1}{4}\alpha_2 h^4 - \frac{5}{16}\alpha_3 h^6 - \dots$$

Thus the estimate $\frac{1}{3}[4T(\frac{1}{2}h) - T(h)]$ is more accurate than either $T(\frac{1}{2}h)$ or $T(h)$ taken separately. This implies that the truncation error for Simpson's rule is proportional to h^4 , which explains why it is a good method for hand computation (as opposed to automatic computation).

9.4.12 Exercises

- 28 Simpson's rule (Section 8.10.2), for the numerical evaluation of an integral is

$$\int_a^b f(x)dx \approx \frac{b-a}{n} (f_0 + 4f_1 + 2f_2 + \dots + 2f_{n-2} + 4f_{n-1} + f_n)$$

where n is an even number. The global truncation error is

$$\frac{(b-a)^5}{180n^4} f^{(4)}(c), \quad \text{with } a < c < b$$

If $f(x) = \ln \cosh x$ and $a = 0$, $b = 0.5$, show that $|f^{(4)}(x)| < 2$ for $0 \leq x \leq 0.5$ and deduce that the global truncation error will be less than $1/(2880n^4)$.

If $f(x)$ is tabulated to 4dp, show that the accumulated rounding error using the formula is less than $1/40\,000$, and find n such that, using the formula, the integral $\int_0^{0.5} \ln \cosh x \, dx$ would be evaluated correctly to 4dp.

- 29 (a) Use the trapezium rule (Section 8.10.1), with $h = 0.25$ to evaluate $\int_0^1 \sqrt{x} \, dx$. Compare your answer with the exact value, $\frac{2}{3}$.

(b) Put $x = t^2$ in the integral and again evaluate it using the trapezium rule with four strips. Compare your answer with the exact value and with the answer found in (a).

- (c) Examine the global truncation errors in both cases and draw some general conclusions.

- 30 The trapezium rule estimate for $\int_0^1 e^{x^2} dx$ with $h = 0.25$ is 1.490 68 to 5dp. Estimate the size of the global truncation error in this approximation and show that

$$1.40 \leq \int_0^1 e^{x^2} dx < 1.48$$

What value of h will give an answer correct to 4dp?

- 31 Show that the composite trapezium rule with step length h yields the approximation

$$\int_0^1 e^x dx \approx \frac{1}{2}h(e-1) \coth\left(\frac{h}{2}\right)$$

Using the series expansion for $\coth x$

$$\coth x = \frac{1}{x} \left(1 + \frac{1}{3}x^2 - \frac{1}{45}x^4 + \frac{2}{945}x^6 - \dots\right)$$

obtain the approximation

$$\int_0^1 e^x dx \approx (e-1) \left(1 + \frac{1}{12}h^2 - \frac{1}{720}h^4 + \frac{1}{30240}h^6 - \dots\right)$$

Compare this answer with the Euler–Maclaurin theorem.

9.5 Calculus of vectors

In mechanics the vectors describing a dynamic system are time-dependent. Such vectors may be integrated and differentiated in a natural extension of the same processes for scalar quantities. In this section we briefly introduce the relevant definitions.

9.5.1 Differentiation and integration of vectors

The formal definition gives the derivative of a vector $\mathbf{v}(t)$ as

$$\frac{d\mathbf{v}}{dt} = \lim_{\Delta t \rightarrow 0} \frac{\mathbf{v}(t + \Delta t) - \mathbf{v}(t)}{\Delta t}$$

so if $\mathbf{v} = (v_1(t), v_2(t), v_3(t))$ then

$$\frac{d\mathbf{v}}{dt} = \left(\frac{dv_1}{dt}, \frac{dv_2}{dt}, \frac{dv_3}{dt} \right)$$

For example, the position vector $\mathbf{r}(t) = (x(t), y(t), z(t))$ of a particle may be differentiated with respect to time t to give its velocity $\mathbf{v}(t)$ as

$$\mathbf{v}(t) = \frac{d\mathbf{r}}{dt} = \left(\frac{dx}{dt}, \frac{dy}{dt}, \frac{dz}{dt} \right)$$

Differentiating again gives the acceleration of the particle as

$$\mathbf{f}(t) = \frac{d\mathbf{v}}{dt} = \frac{d^2\mathbf{r}}{dt^2} = \left(\frac{d^2x}{dt^2}, \frac{d^2y}{dt^2}, \frac{d^2z}{dt^2} \right)$$

When differentiating a vector with respect to time, it is conventional to use a 'dot' notation and write

$$\frac{d\mathbf{r}}{dt} = \dot{\mathbf{r}} \quad \text{and} \quad \frac{d^2\mathbf{r}}{dt^2} = \ddot{\mathbf{r}}$$

The usual rules of differentiation may be deduced from this definition.

- (a) $\frac{d}{dt}[\mathbf{u}(t) + \mathbf{v}(t)] = \frac{d\mathbf{u}}{dt} + \frac{d\mathbf{v}}{dt}$
- (b) $\frac{d}{dt}[\lambda(t)\mathbf{v}(t)] = \frac{d\lambda}{dt}\mathbf{v}(t) + \lambda(t)\frac{d\mathbf{v}}{dt}$, where $\lambda(t)$ is a scalar function
- (c) $\frac{d}{dt}[\mathbf{u}(t) \cdot \mathbf{v}(t)] = \frac{d\mathbf{u}}{dt} \cdot \mathbf{v}(t) + \mathbf{u}(t) \cdot \frac{d\mathbf{v}}{dt}$
- (d) $\frac{d}{dt}[\mathbf{u}(t) \times \mathbf{v}(t)] = \frac{d\mathbf{u}}{dt} \times \mathbf{v}(t) + \mathbf{u}(t) \times \frac{d\mathbf{v}}{dt}$, note importance of order

Example 9.20

Sketch the curve

$$\mathbf{r} = \sin ti + \cos tj$$

Calculate

(a) $\frac{d\mathbf{r}}{dt}$ (b) $\frac{d^2\mathbf{r}}{dt^2}$ (c) $\left|\frac{d\mathbf{r}}{dt}\right|$ (d) $\frac{d}{dt}(|\mathbf{r}|)$

Solution

A sketch of the curve is shown in Figure 9.10. It is a circle with centre at the origin and of unit radius.

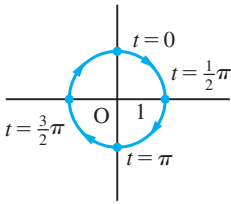


Figure 9.10

(a) $\frac{d\mathbf{r}}{dt} = \frac{d}{dt}(\sin t)\mathbf{i} + \frac{d}{dt}(\cos t)\mathbf{j} = \cos t\mathbf{i} - \sin t\mathbf{j}$

(b) $\frac{d^2\mathbf{r}}{dt^2} = \frac{d}{dt}(\cos t)\mathbf{i} - \frac{d}{dt}(\sin t)\mathbf{j} = -\sin t\mathbf{i} - \cos t\mathbf{j}$

(c) $\left|\frac{d\mathbf{r}}{dt}\right| = (\cos^2 t + \sin^2 t)^{1/2} = 1$

(d) $|\mathbf{r}| = (\sin^2 t + \cos^2 t)^{1/2} = 1$

so that

$$\frac{d}{dt}(|\mathbf{r}|) = \frac{d}{dt}(1) = 0$$

Note that

$$\frac{d}{dt}(|\mathbf{r}|) \neq \left|\frac{d\mathbf{r}}{dt}\right|$$

In the same way, the integration of a vector $\mathbf{v}(t)$ with respect to the variable t is usually performed in terms of its components:

$$\begin{aligned} \int \mathbf{v}(t) dt &= \int (v_1(t), v_2(t), v_3(t)) dt \\ &= \left(\int v_1(t) dt, \int v_2(t) dt, \int v_3(t) dt \right) \end{aligned}$$

Of course, the arbitrary constant of integration is now a vector constant $\mathbf{c} = (c_1, c_2, c_3)$.

Example 9.21

Given

$$\frac{d^2\mathbf{r}}{dt^2} = -g\mathbf{k} \quad \text{with} \quad \mathbf{r}(0) = 0 \quad \text{and} \quad \dot{\mathbf{r}}(0) = \mathbf{V}$$

find $\mathbf{r}(t)$. Obtain the locus of the point P, such that $\overrightarrow{OP} = \mathbf{r}$, in terms of x and z when $\mathbf{V} = (u, 0, v)$.

Solution This is the equation of motion of a projectile under gravity. Integrating the equation once gives

$$\frac{d\mathbf{r}}{dt} = -gt\mathbf{k} + \mathbf{c}$$

Since $\dot{\mathbf{r}}(0) = \mathbf{V}$, we have

$$\mathbf{c} = \mathbf{V} \quad \text{and} \quad \frac{d\mathbf{r}}{dt} = -gt\mathbf{k} + \mathbf{V}$$

Integrating a second time gives

$$\mathbf{r}(t) = \mathbf{V}t - \frac{1}{2}gt^2\mathbf{k} + \mathbf{a}$$

Since $\mathbf{r}(0) = \mathbf{0}$, we have $\mathbf{a} = \mathbf{0}$, giving

$$\mathbf{r} = \mathbf{V}t - \frac{1}{2}gt^2\mathbf{k}$$

Now $\mathbf{r} = (x, y, z)$, so that when $\mathbf{V} = (u, 0, v)$, we have

$$\begin{aligned}(x, y, z) &= (u, 0, v)t + (0, 0, -\frac{1}{2}gt^2) \\ &= (ut, 0, vt) + (0, 0, -\frac{1}{2}gt^2) \\ &= (ut, 0, vt - \frac{1}{2}gt^2)\end{aligned}$$

Thus

$$x = ut, \quad y = 0 \quad \text{and} \quad z = vt - \frac{1}{2}gt^2$$

Substituting $t = x/u$ into the equation for z gives, after some rearrangement,

$$z = \frac{1}{2}\frac{v^2}{g} - \frac{g}{2u^2}\left(x - \frac{uv}{g}\right)^2$$

This is a parabola with vertex at $(uv/g, 0, v^2/2g)$.

9.5.2 Exercises

32 If $\mathbf{r} = (t, t^2, t^3)$, find $\dot{\mathbf{r}}(t)$ and $\ddot{\mathbf{r}}(t)$.

33 Given the vector

$$\mathbf{r} = (1+t)\mathbf{i} + t^2\mathbf{j} + \frac{2}{3}t^3\mathbf{k}$$

evaluate $d\mathbf{r}/dt$ and write it in the form

$$\frac{d\mathbf{r}}{dt} = f(t)\hat{\mathbf{T}}(t)$$

where $\hat{\mathbf{T}}$ is the unit tangent direction. Calculate $d\hat{\mathbf{T}}/dt$ in its simplest form and show that it is perpendicular to $\hat{\mathbf{T}}$.

34 In polar coordinates (r, θ) , the unit vectors $\hat{\mathbf{r}}$ and $\hat{\boldsymbol{\theta}}$ are defined as in Figure 9.11. Show that

$$\hat{\mathbf{r}} = \cos\theta\mathbf{i} + \sin\theta\mathbf{j}$$

$$\hat{\boldsymbol{\theta}} = -\sin\theta\mathbf{i} + \cos\theta\mathbf{j}$$

Hence from the definition $\mathbf{r} = r\hat{\mathbf{r}}$ show that

$$\frac{d\mathbf{r}}{dt} = \frac{dr}{dt}\hat{\mathbf{r}} + r\omega\hat{\boldsymbol{\theta}} \quad \text{where} \quad \omega = \frac{d\theta}{dt}$$

Deduce that

$$\frac{d\hat{\mathbf{r}}}{dt} = \omega\hat{\boldsymbol{\theta}} \quad \text{and} \quad \frac{d\hat{\boldsymbol{\theta}}}{dt} = -\omega\hat{\mathbf{r}}$$

and

$$\frac{d^2\mathbf{r}}{dt^2} = \left(\frac{d^2r}{dt^2} - r\omega^2\right)\hat{\mathbf{r}} + \left(2\omega\frac{dr}{dt} + r\frac{d\omega}{dt}\right)\hat{\boldsymbol{\theta}}$$

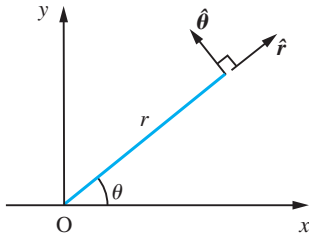


Figure 9.11

- 35 Show that if the vector $\mathbf{a}(t) = f(t)\mathbf{i} + g(t)\mathbf{j}$ has constant magnitude, then \mathbf{a} and $\frac{d\mathbf{a}}{dt}$ are perpendicular.
- 36 A curve is given parametrically by $\mathbf{r}(t) = f(t)\mathbf{i} + g(t)\mathbf{j}$. Show that, if s is the length of an arc

measured from a fixed point P_0 on the curve so that s increases as t increases, then

$$\left| \frac{d\mathbf{r}}{dt} \right| = \frac{ds}{dt}$$

Deduce that $\frac{d\mathbf{r}}{ds}$ is a unit tangent vector to the curve at $\mathbf{r}(t)$ and that (using the result of Question 38 in Exercises 9.6.4), $\frac{d\mathbf{r}}{ds}$ and $\frac{d^2\mathbf{r}}{ds^2}$ are perpendicular. Show that

$$\left| \frac{d^2\mathbf{r}}{ds^2} \right| = |\kappa|$$

where κ is the curvature of the curve at that point.

9.6 Functions of several variables

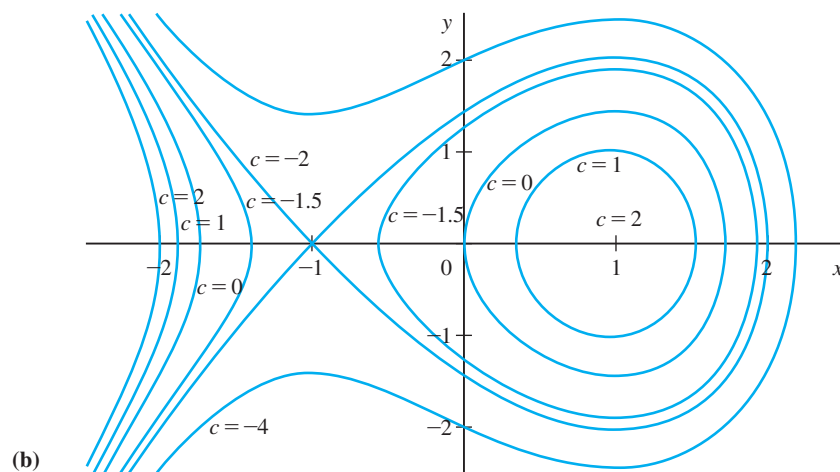
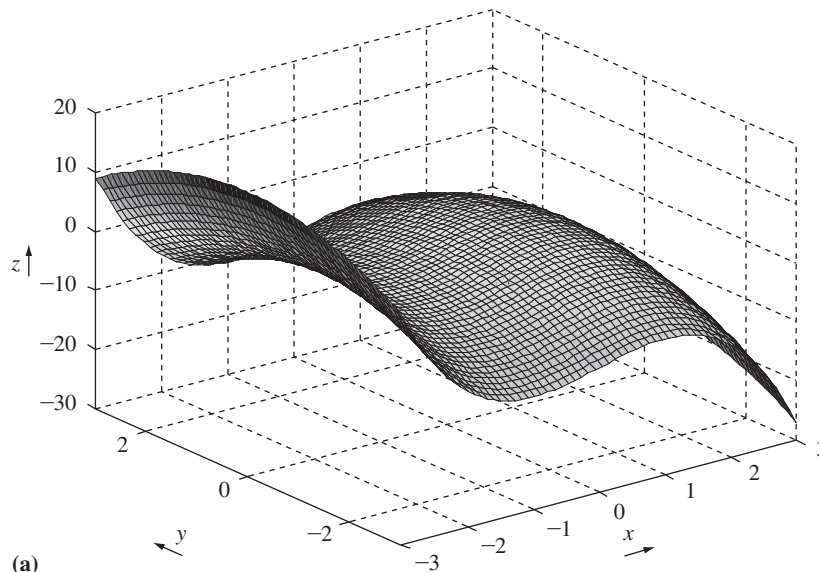
In many applications we use functions of several independent variables: for example, the velocity of a fluid at a point depends on its space coordinates, the temperature in a heat furnace depends upon its position and so on. The basic ideas of calculus apply to functions of several variables as well as to functions of one variable. Of course, because more variables are involved, the notation and technical detail are more complicated but the essential ideas are the same. In the remainder of this chapter we will explore the extension of the process and ideas of differentiation to functions of several independent variables. As we shall see below, the rate of change of the function with respect to its variables can be expressed in terms of the rates of change of the function with respect to each of the independent variables separately.

9.6.1 Representation of functions of two variables

For functions of two independent variables, we are able to extend the ideas of a function of one variable. We use three coordinate axes, conventionally setting x and y as the independent variables and $z = f(x, y)$ as the dependent variable. Instead of a function being represented by a curve in two dimensions, now a function is represented by a surface in three dimensions, as illustrated in Figure 9.12(a) for the function $f(x, y) = 3x - x^3 - y^2$. Often it is easier to understand the behaviour of a function by sketching its **contours** (or **level curves**), that is the curves defined by $f(x, y) = c$ for various values of the constant c , as shown in Figure 9.12(b) for the same function. Such plots are readily produced using MATLAB or MAPLE.

Figure 9.12

- (a) Surface
 $f(x, y) = 3x - x^3 - y^2$.
 (b) Contours
 $3x - x^3 - y^2 = c$.



Using the Symbolic Math Toolbox in MATLAB the commands

```
syms x y
ezsurf(f(x,y))
```

where $f(x, y)$ is a symbolic expression expressed in terms of x and y , plot the surface $z = f(x, y)$ over the default domain $-2\pi < x < 2\pi$, $-2\pi < y < 2\pi$, with the computational grid being chosen according to the amount of variation that occurs. If we wish to specify the domain then we use the command

```
ezsurf (f(x,y), domain)
```

where the domain is specified as either the 4-array $[a, b, c, d]$, with $a \leq x \leq b$, $c \leq y \leq d$, or the 2-array $[a, b]$ with $a \leq x \leq b$, $a \leq y \leq b$.

The commands

```
syms x y
ezcontour(f(x,y))
```

plot the contour of $f(x, y)$ over the default domain $-2\pi < x < 2\pi$, $-2\pi < y < 2\pi$. The domain may be specified using the command

```
ezcontour(f(x,y), domain)
```

where the domain may be the 4-array or 2-array specified above for *ezsurf*.

9.6.2 Partial derivatives

Given a function of one variable, $f(x)$, we recall from Section 8.2.2 that the derivative was defined by

$$\frac{df}{dx} = \lim_{\Delta x \rightarrow 0} \frac{\Delta f}{\Delta x} = \lim_{\Delta x \rightarrow 0} \left[\frac{f(x + \Delta x) - f(x)}{\Delta x} \right]$$

and that this was a measure of the rate of change of the value of the function $f(x)$ with respect to its variable (or argument) x . For a function of several variables it is also useful to know how the function changes when one, some or all of the variables change. To achieve this we define the **partial derivatives** of a function.

First, we consider a function $f(x, y)$ of the two variables x and y . The partial derivative, $\frac{\partial f}{\partial x}$, of $f(x, y)$ with respect to x is its derivative with respect to x treating the value of y as being constant. Thus

$$\frac{\partial f}{\partial x} = \left[\frac{df}{dx} \right]_{y=\text{const}} = \lim_{\Delta x \rightarrow 0} \left[\frac{f(x + \Delta x, y) - f(x, y)}{\Delta x} \right]$$

Likewise, the partial derivative, $\frac{\partial f}{\partial y}$, of $f(x, y)$ with respect to y is its derivative with respect to y treating the value of x as being constant, so that

$$\frac{\partial f}{\partial y} = \left[\frac{df}{dy} \right]_{x=\text{const}} = \lim_{\Delta y \rightarrow 0} \left[\frac{f(x, y + \Delta y) - f(x, y)}{\Delta y} \right]$$

The process of obtaining the partial derivatives is called **partial differentiation**. Note the use of ‘curly dee’s’, which is to distinguish between partial differentiation and

ordinary differentiation. In writing, care must be taken to distinguish between $\frac{df}{dx}$, $\frac{\Delta f}{\Delta x}$ and $\frac{\partial f}{\partial x}$, all of which have different meanings.

A concise notation is sometimes used for partial derivatives; as an alternative to the 'curly dee', we write

$$f_x = \frac{\partial f}{\partial x} \quad \text{and} \quad f_y = \frac{\partial f}{\partial y}$$

It should be noted, however, that subscripts often have other connotations, so care should be taken in using them in this way.

If we write $z = f(x, y)$ then the partial derivatives may also be written as

$$\frac{\partial z}{\partial x}, \frac{\partial z}{\partial y} \quad \text{or} \quad z_x, z_y$$

Summary

The **partial derivatives** of the function $z = f(x, y)$ with respect to the variables x and y respectively are given by

$$\frac{\partial f}{\partial x} = f_x = \frac{\partial z}{\partial x} = z_x = \lim_{\Delta x \rightarrow 0} \left[\frac{f(x + \Delta x, y) - f(x, y)}{\Delta x} \right] \quad (9.20)$$

$$\frac{\partial f}{\partial y} = f_y = \frac{\partial z}{\partial y} = z_y = \lim_{\Delta y \rightarrow 0} \left[\frac{f(x, y + \Delta y) - f(x, y)}{\Delta y} \right] \quad (9.21)$$

Finding partial derivatives is no more difficult than finding derivatives of functions of one variable, with the constant multiplication, sum, product and quotient rules having counterparts for partial derivatives. Note, however, that, despite the notation, partial derivatives do not behave like fractions. For example, $\frac{\partial x}{\partial z} \neq 1 / \left(\frac{\partial z}{\partial x} \right)$.

Example 9.22

Find from first principles $\frac{\partial f}{\partial x}$ and $\frac{\partial f}{\partial y}$ at the point $(1, 2)$ where $f(x, y) = x^3 + 3xy + y^2$.

Solution

The partial derivative of $f(x, y)$ with respect to x at $(1, 2)$ is given by

$$\begin{aligned} \frac{\partial f}{\partial x} &= \lim_{\Delta x \rightarrow 0} \frac{f(1 + \Delta x, 2) - f(1, 2)}{\Delta x} \\ &= \lim_{\Delta x \rightarrow 0} \frac{[(1 + \Delta x)^3 + 3(1 + \Delta x)2 + 4] - 11}{\Delta x} \\ &= \lim_{\Delta x \rightarrow 0} \frac{3\Delta x + 3\Delta x^2 + 3\Delta x^3 + 6\Delta x}{\Delta x} \\ &= \lim_{\Delta x \rightarrow 0} (9 + 3\Delta x + \Delta x^2) \\ &= 9 \end{aligned}$$

Similarly $\frac{\partial f}{\partial y}$ at (1, 2) is given by

$$\begin{aligned}\frac{\partial f}{\partial y} &= \lim_{\Delta y \rightarrow 0} \frac{[1 + 3(2 + \Delta y) + (2 + \Delta y)^2] - 11}{\Delta y} \\ &= \lim_{\Delta y \rightarrow 0} \frac{3\Delta y + 4\Delta y + \Delta y^2}{\Delta y} = 7\end{aligned}$$

Example 9.23

Find from first principles the first partial derivatives of $f(x, y) = y \sin x$ at the general point (x, y) .

Solution Since y is independent of x

$$\begin{aligned}\frac{\partial f}{\partial x} &= \lim_{\Delta x \rightarrow 0} \frac{y \sin(x + \Delta x) - y \sin x}{\Delta x} = y \lim_{\Delta x \rightarrow 0} \frac{\sin(x + \Delta x) - \sin x}{\Delta x} \\ \frac{\sin(x + \Delta x) - \sin x}{\Delta x} &= \frac{2 \cos \frac{1}{2}(2x + \Delta x) \sin \frac{1}{2}\Delta x}{\Delta x} = \cos(x + \frac{1}{2}\Delta x) \frac{\sin \frac{1}{2}\Delta x}{\frac{1}{2}\Delta x}\end{aligned}$$

As $\Delta x \rightarrow 0$, $\cos(x + \frac{1}{2}\Delta x) \rightarrow \cos x$ and $\frac{\sin \frac{1}{2}\Delta x}{\frac{1}{2}\Delta x} \rightarrow 1$

(see Section 7.8.1). Thus

$$\frac{\partial f}{\partial x} = y \cos x$$

$$\begin{aligned}\text{Similarly } \frac{\partial f}{\partial y} &= \lim_{\Delta y \rightarrow 0} \frac{(y + \Delta y) \sin x - y \sin x}{\Delta y} \\ &= \lim_{\Delta y \rightarrow 0} \frac{\Delta y \sin x}{\Delta y} = \sin x\end{aligned}$$

Example 9.24

Find $\frac{\partial f}{\partial x}$ and $\frac{\partial f}{\partial y}$ where $f(x, y)$ is given by

(a) $3x^2 + 2xy + y^3$ (b) $(y^2 + x)e^{-xy}$

Solution (a) $f(x, y) = 3x^2 + 2xy + y^3$

To find $\frac{\partial f}{\partial x}$, we differentiate $f(x, y)$ with respect to x regarding y as a constant. Thus we obtain

$$\begin{aligned}\frac{\partial f}{\partial x} &= \frac{\partial}{\partial x}(3x^2) + \frac{\partial}{\partial x}(2xy) + \frac{\partial}{\partial x}(y^3) \\ &= 3 \frac{d}{dx}(x^2) + 2y \frac{d}{dx}(x) + 0 \quad (\text{Note: term in brackets involves } x \text{ only}) \\ &= 6x + 2y\end{aligned}$$

Similarly,

$$\begin{aligned}\frac{\partial f}{\partial y} &= \frac{\partial}{\partial y}(3x^2) + \frac{\partial}{\partial y}(2xy) + \frac{\partial}{\partial y}(y^3) \\ &= 0 + 2x \frac{d}{dy}(y) + \frac{d}{dy}(y^3) = 2x + 3y^2\end{aligned}$$

(b) $f(x, y) = (y^2 + x)e^{-xy}$

Using the product rule, differentiating with respect to x , regarding y as a constant, gives

$$\begin{aligned}\frac{\partial f}{\partial x} &= (e^{-xy}) \frac{\partial}{\partial x}(y^2 + x) + (y^2 + x) \frac{\partial}{\partial x}(e^{-xy}) \\ &= (e^{-xy})(1) + (y^2 + x)(-ye^{-xy}) \\ &= (1 - y^3 - xy)e^{-xy}\end{aligned}$$

Similarly,

$$\begin{aligned}\frac{\partial f}{\partial y} &= (e^{-xy}) \frac{\partial}{\partial y}(y^2 + x) + (y^2 + x) \frac{\partial}{\partial y}(e^{-xy}) \\ &= (e^{-xy})(2y) + (y^2 + x)(-xe^{-xy}) \\ &= (2y - xy^2 - x^2)e^{-xy}\end{aligned}$$

Example 9.25

Find $\partial f/\partial x$ and $\partial f/\partial y$ when $f(x, y)$ is

(a) $xy^2 + 3xy - x + 2$ (b) $\sin(x^2 - 3y)$

Solution

(a) Taking $f(x, y) = xy^2 + 3xy - x + 2$ and differentiating with respect to x , keeping y fixed, gives

$$\frac{\partial f}{\partial x} = f_x = y^2 + 3y - 1$$

Differentiating with respect to y , keeping x fixed, gives

$$\frac{\partial f}{\partial y} = f_y = 2xy + 3x$$

(b) Taking $f(x, y) = \sin(x^2 - 3y)$ and applying the composite-function rule, we obtain

$$\begin{aligned}\frac{\partial f}{\partial x} &= \cos(x^2 - 3y) \frac{\partial}{\partial x}(x^2 - 3y) = \cos(x^2 - 3y) 2x \\ &= 2x \cos(x^2 - 3y)\end{aligned}$$

and

$$\frac{\partial f}{\partial y} = \cos(x^2 - 3y) \frac{\partial}{\partial y}(x^2 - 3y) = -3 \cos(x^2 - 3y)$$

Although we have introduced partial derivatives in the context of functions of two variables, the concept may be readily extended to obtain the partial derivatives of a function of as many variables as we please. Thus for a function $f(x_1, x_2, \dots, x_n)$ of n variables the partial derivative with respect to x_i is given by

$$f_{x_i} = \frac{\partial f}{\partial x_i} = \lim_{\Delta x_i \rightarrow 0} \frac{f(x_1, x_2, \dots, x_{i-1}, x_i + \Delta x_i, x_{i+1}, \dots, x_n) - f(x_1, x_2, \dots, x_i, x_n)}{\Delta x_i}$$

and is obtained by differentiating the function with respect to x_i with all the other $n - 1$ variables kept constant.

Example 9.26

Find the partial derivatives of

$$f(x, y, z) = xyz^2 + 3xy - z$$

with respect to x , y and z .

Solution Differentiating $f(x, y, z)$ with respect to x , keeping y and z fixed, gives

$$f_x = \frac{\partial f}{\partial x} = yz^2 + 3y$$

Differentiating $f(x, y, z)$ with respect to y , keeping x and z fixed, gives

$$f_y = \frac{\partial f}{\partial y} = xz^2 + 3x$$

Differentiating $f(x, y, z)$ with respect to z , keeping x and y fixed, gives

$$f_z = \frac{\partial f}{\partial z} = xy(2z) + 0 - 1 = 2xyz - 1$$



The partial derivatives f_x and f_y of the function $f(x, y)$, with respect to x and y respectively, are given by the commands

```
syms x y
f = f(x, y)
fx = diff(f, x)
fy = diff(f, y)
```

Considering Example 9.24(b). The commands

```
syms x y
f = (y^2 + x)*exp(-x*y);
fx = diff(f, x);
fx = simplify(fx);
```

return the answer

$$-\exp(-xy) (-1 + y^3 + xy)$$

with the additional commands

```
fy = diff(f,y);
fy = simplify(fy);
pretty(fy)
```

returning the answer

$$-\exp(-xy) (-2y + xy^2 + x^2)$$

The commands for partial derivatives can readily be extended to functions of more than two variables. For example, considering Example 9.26 the MATLAB commands

```
syms x y z
f = x*y*z^2 + 3*x*y - z;
fx = diff(f,x); return the answer yz^2 + 3y
fy = diff(f,y); return the answer xz^2 + 3x, and
fz = diff(f,z); return the answer 2xyz - 1
```

For practice, check the answers to Examples 9.24(a) and 9.25(a) and (b).

9.6.3 Directional derivatives

Consider a function of two variables $z = f(x, y)$. This may be represented as a surface in three dimensions, as shown in Figure 9.13.

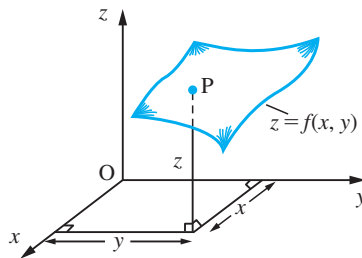


Figure 9.13 Surface $z = f(x, y)$.

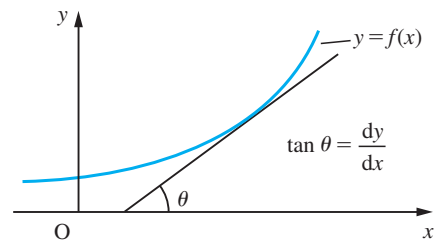
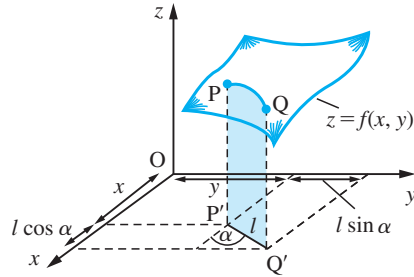


Figure 9.14 Tangent to the graph of $y = f(x)$.

We recall from Chapter 8 that the derivative of a function $f(x)$ of one variable measures the slope of the tangent to the graph of the function, as illustrated in Figure 9.14. In the case of a function of two variables, because $z = f(x, y)$ defines a surface in three dimensions, there is no unique meaning of 'slope' unless we specify the direction in which it is to be measured. In general, the slope will be different for different directions. Now consider two points P and Q on the surface $z = f(x, y)$, as shown in Figure 9.15, and let P' and Q' be their projections on the x - y plane. To simplify, set $P'Q' = l$; then the coordinates of P' and Q' are given by

$$(x, y, 0) \quad \text{and} \quad (x + l \cos \alpha, y + l \sin \alpha, 0)$$

Figure 9.15
Directional derivative.



respectively, where α is the angle that $P'Q'$ makes with the positive x direction. The slope of the line PQ is then

$$\frac{f(x + l \cos \alpha, y + l \sin \alpha) - f(x, y)}{l}$$

and the slope of the surface at P in the direction of \overrightarrow{PQ} is the limit of this quotient as $l \rightarrow 0$. Denoting this slope by $m_\alpha(x, y)$, we have

$$m_\alpha(x, y) = \lim_{l \rightarrow 0} \frac{f(x + l \cos \alpha, y + l \sin \alpha) - f(x, y)}{l}$$

Here the subscript α indicates the direction with respect to which the slope is measured, and the (x, y) shows the point at which it is evaluated. Essentially, we have reduced the problem of a function of two variables to a function of one variable by fixing the direction along which we allow x and y to vary. It would be very clumsy to have to perform the calculation this way every time we wish to work out the rate of change or slope of the function. To simplify the process, we shall show how to represent the slope m_α in terms of two standard slopes: one in the x direction and the other in the y direction.

To do this, we rearrange the numerator of the quotient as a sum of terms, one showing the change in $f(x, y)$ due to the change $l \cos \alpha$ in x , the other showing the change in $f(x, y)$ due to the change $l \sin \alpha$ in y . Thus

$$f(x + l \cos \alpha, y + l \sin \alpha) - f(x, y) = [f(x + l \cos \alpha, y + l \sin \alpha) - f(x, y + l \sin \alpha)] \\ + [f(x, y + l \sin \alpha) - f(x, y)]$$

$$\text{and } m_\alpha(x, y) = \lim_{l \rightarrow 0} \frac{f(x + l \cos \alpha, y + l \sin \alpha) - f(x, y + l \sin \alpha)}{l \cos \alpha} \cos \alpha \\ + \lim_{l \rightarrow 0} \frac{f(x, y + l \sin \alpha) - f(x, y)}{l \sin \alpha} \sin \alpha \\ = p(x, y) \cos \alpha + q(x, y) \sin \alpha$$

where $p(x, y)$ and $q(x, y)$ are the values of the respective limits

$$p(x, y) = \lim_{l \rightarrow 0} \frac{f(x + l \cos \alpha, y + l \sin \alpha) - f(x, y + l \sin \alpha)}{l \cos \alpha} \\ q(x, y) = \lim_{l \rightarrow 0} \frac{f(x, y + l \sin \alpha) - f(x, y)}{l \sin \alpha}$$

Examining the numerator of $p(x, y)$, we see that the 'y value' in both terms is the same, $y + l \sin \alpha$, and also that $l \sin \alpha \rightarrow 0$ as $l \rightarrow 0$. In contrast, the 'x value' in the terms differs by $l \cos \alpha$. Denoting this by Δx we may write

$$p(x, y) = \lim_{\Delta x \rightarrow 0} = \frac{f(x + \Delta x, y + \Delta x \tan \alpha) - f(x, y + \Delta x \tan \alpha)}{\Delta x}$$

which simplifies to

$$p(x, y) = \lim_{\Delta x \rightarrow 0} \frac{f(x + \Delta x, y) - f(x, y)}{\Delta x} = \frac{\partial f}{\partial x} \quad (9.22)$$

In the same way,

$$q(x, y) = \lim_{\Delta y \rightarrow 0} \frac{f(x, y + \Delta y) - f(x, y)}{\Delta y} = \frac{\partial f}{\partial y} \quad (9.23)$$

and we may then write the slope in the direction at an angle α to the x axis as

$$m_\alpha(x, y) = \frac{\partial f}{\partial x} \cos \alpha + \frac{\partial f}{\partial y} \sin \alpha \quad (9.24)$$

Example 9.27

Find the partial derivatives of $f(x, y) = x^2y^3 + 3y + x$ with respect to x and y , and the slope of the function in the direction at an angle α to the x axis.

Solution

To find the partial derivative of $f(x, y)$ with respect to x , we differentiate $f(x, y)$ with respect to x , keeping y constant. Thus

$$\frac{\partial f}{\partial x} = 2xy^3 + 1$$

Similarly, we obtain the partial derivative with respect to y by differentiating $f(x, y)$ with respect to y , keeping x constant. Thus

$$\frac{\partial f}{\partial y} = 3x^2y^2 + 3$$

The general expression for the slope of the surface $z = f(x, y)$ in the direction at an angle α to the x axis is

$$m_\alpha(x, y) = \frac{\partial f}{\partial x} \cos \alpha + \frac{\partial f}{\partial y} \sin \alpha$$

So for this function we have

$$m_\alpha(x, y) = (2xy^3 + 1)\cos \alpha + (3x^2y^2 + 3)\sin \alpha$$

Since in evaluating $\partial f / \partial x$ we consider only the variation of $f(x, y)$ in the x direction, $\partial f / \partial x$ gives the slope of the surface $z = f(x, y)$ at the point (x, y) in the x direction ($\alpha = 0$ in (9.24)). Similarly, $\partial f / \partial y$ gives the slope in the y direction ($\alpha = \frac{1}{2}\pi$ in (9.24)). This is illustrated in Figure 9.16.

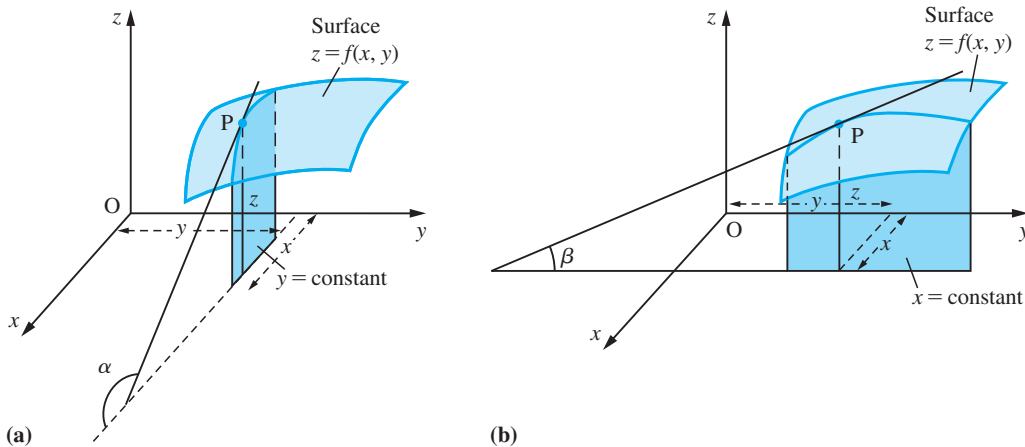


Figure 9.16 Geometrical illustration of partial derivatives (a) $\frac{\partial f}{\partial x} = \tan \alpha$ and (b) $\frac{\partial f}{\partial y} = \tan \beta$.

Thus if we know $\partial f/\partial x$ and $\partial f/\partial y$, we can calculate the slope $m_\alpha(x, y)$ of the function in any given direction using (9.24). This is called the **directional derivative** of $f(x, y)$, and may be regarded as the projection of the vector $(\partial f/\partial x, \partial f/\partial y)$ onto the direction represented by the unit vector $(\cos \alpha, \sin \alpha)$, so that $(\cos \alpha, \sin \alpha)$ is a unit vector in the direction of the required derivative. Thus we may express $m_\alpha(x, y)$ as the scalar product

$$m_\alpha(x, y) = \left(\frac{\partial f}{\partial x}, \frac{\partial f}{\partial y} \right) \cdot (\cos \alpha, \sin \alpha)$$

9.6.4 Exercises



Check your answers using MATLAB whenever possible.

- 37** Obtain from first principles the partial derivatives $\partial f/\partial x$ and $\partial f/\partial y$ of the function $f(x, y)$ at the point $(1, 2)$, where
- $$f(x, y) = 2x^2 - xy + y^2$$
- 38** Obtain from first principles the partial derivatives $\partial f/\partial x$ and $\partial f/\partial y$ of the function $f(x, y)$ at the general point (x, y) where
- $$f(x, y) = x \cos y$$
- 39** Find $\partial f/\partial x$ and $\partial f/\partial y$ when $f(x, y)$ is
- (a) $x^3y + 2x^2 + 9y^2 + xy + 10$
 (b) $(x + y^2)^3$ (c) $(3x^2 + y^2 + 2xy)^{1/2}$
- 40** Find $\partial f/\partial x$ and $\partial f/\partial y$ when $f(x, y)$ is
- (a) $e^{xy} \cos x$ (b) $\frac{x}{x^2 + y^2}$ (c) $\frac{x + y}{x^2 + 2y^2 + 6}$
- 41** Find $\partial z/\partial x$ and $\partial z/\partial y$ when $z(x, y)$ satisfies
- (a) $x^2 + y^2 + z^2 = 10$
 (b) $xyz = x - y + z$
- 42** Show that $z = x^2y^2/(x^2 + y^2)$ satisfies the differential equation
- $$x \frac{\partial z}{\partial x} + y \frac{\partial z}{\partial y} = 2z$$
- 43** Find f_x, f_y and f_z when $f(x, y, z)$ is
- (a) $x^2y + 3yxz - 2z^3x^2y$
 (b) $e^{2z} \cos xy$
- 44** Show that
- $$f(x, y, z) = (x^2 + y^2 + z^2)^{-1/2}$$
- satisfies
- $$xf_x + yf_y + zf_z = -f(x, y, z)$$

45 Show that

$$f(x, y, z) = x + \frac{x - y}{y - z}$$

satisfies

$$f_x + f_y + f_z = 1$$

46 Find the gradient of $f(x, y) = x^2 + 2y^2 - 3x + 2y$ at the point (x, y) in the direction making an angle α

with the positive x direction. What is the value of the gradient at $(2, -1)$ when $\alpha = \frac{1}{6}\pi$? What values of α give the largest gradient at $(2, -1)$?

The level curve of $f(x, y)$ through $(2, -1)$ is given by $f(x, y) = f(2, -1)$. This defines the relationship between x and y on the curve. Show that the tangent to the level curve at $(2, -1)$ is perpendicular to the direction of maximum gradient at that point and parallel to the direction of zero gradient.

9.6.5 The chain rule

As can be seen from Examples 9.24–9.26, the rules and results of ordinary differentiation carry over to partial differentiation. In particular, the composite-function rule still holds, but in a modified form. Consider the two-variable case where $z = f(x, y)$ and x and y are themselves functions of two independent variables, s and t . Then z itself is also a function of s and t , say $F(s, t)$, and we can find its derivatives using a composite-function rule that gives the rates of change of z with respect to s and t in terms of the rates of change of z with respect to x and y and the rates of change of x and y with respect to s and t . Thus

$$\frac{\partial z}{\partial s} = \frac{\partial z}{\partial x} \frac{\partial x}{\partial s} + \frac{\partial z}{\partial y} \frac{\partial y}{\partial s} \quad \text{and} \quad \frac{\partial z}{\partial t} = \frac{\partial z}{\partial x} \frac{\partial x}{\partial t} + \frac{\partial z}{\partial y} \frac{\partial y}{\partial t} \quad (9.25)$$

or, in vector–matrix form,

$$\begin{bmatrix} \frac{\partial z}{\partial s} & \frac{\partial z}{\partial t} \end{bmatrix} = \begin{bmatrix} \frac{\partial z}{\partial x} & \frac{\partial z}{\partial y} \end{bmatrix} \begin{bmatrix} \frac{\partial x}{\partial s} & \frac{\partial x}{\partial t} \\ \frac{\partial y}{\partial s} & \frac{\partial y}{\partial t} \end{bmatrix}$$

This result is often called the **chain rule**. The proof is straightforward. Consider $\partial z/\partial s$, given by

$$\frac{\partial z}{\partial s} = \lim_{\Delta s \rightarrow 0} \frac{F(s + \Delta s, t) - F(s, t)}{\Delta s}$$

The point $(s + \Delta s, t)$ in the s – t plane will correspond to the point $(x + \Delta x, y + \Delta y)$ in the x – y plane, while (s, t) corresponds to (x, y) . Thus

$$\begin{aligned} \frac{\partial z}{\partial s} &= \lim_{\Delta s \rightarrow 0} \frac{f(x + \Delta x, y + \Delta y) - f(x, y)}{\Delta s} \\ &= \lim_{\Delta s \rightarrow 0} \frac{f(x + \Delta x, y + \Delta y) - f(x, y + \Delta y)}{\Delta x} \frac{\Delta x}{\Delta s} \\ &\quad + \lim_{\Delta s \rightarrow 0} \frac{f(x, y + \Delta y) - f(x, y)}{\Delta y} \frac{\Delta y}{\Delta s} \\ &= \frac{\partial f}{\partial x} \frac{\partial x}{\partial s} + \frac{\partial f}{\partial y} \frac{\partial y}{\partial s} \end{aligned}$$

We can similarly prove the result for $\partial z/\partial t$.

It may happen, of course, that x and y are functions of one variable only or of three variables or more. In all these cases the chain rule still applies when the functions involved are differentiable.

Example 9.28

Find $\partial T/\partial r$ and $\partial T/\partial \theta$ when

$$T(x, y) = x^3 - xy + y^3$$

and

$$x = r \cos \theta \quad \text{and} \quad y = r \sin \theta$$

Solution By the chain rule (9.25),

$$\frac{\partial T}{\partial r} = \frac{\partial T}{\partial x} \frac{\partial x}{\partial r} + \frac{\partial T}{\partial y} \frac{\partial y}{\partial r}$$

In this example

$$\frac{\partial T}{\partial x} = 3x^2 - y \quad \text{and} \quad \frac{\partial T}{\partial y} = -x + 3y^2$$

and

$$\frac{\partial x}{\partial r} = \cos \theta \quad \text{and} \quad \frac{\partial y}{\partial r} = \sin \theta$$

so that

$$\frac{\partial T}{\partial r} = (3x^2 - y) \cos \theta + (-x + 3y^2) \sin \theta$$

Substituting for x and y in terms of r and θ gives

$$\frac{\partial T}{\partial r} = 3r^2(\cos^3 \theta + \sin^3 \theta) - 2r \cos \theta \sin \theta$$

Similarly,

$$\begin{aligned} \frac{\partial T}{\partial \theta} &= (3x^2 - y)(-r \sin \theta) + (-x + 3y^2)r \cos \theta \\ &= 3r^3(\sin \theta - \cos \theta) \cos \theta \sin \theta + r^2(\sin^2 \theta - \cos^2 \theta) \end{aligned}$$

Example 9.29

Find dH/dt when

$$H(t) = \sin(3x - y)$$

and

$$x = 2t^2 - 3 \quad \text{and} \quad y = \frac{1}{2}t^2 - 5t + 1$$

Solution We note that x and y are functions of t only, so that the chain rule (9.25) becomes

$$\frac{dH}{dt} = \frac{\partial H}{\partial x} \frac{dx}{dt} + \frac{\partial H}{\partial y} \frac{dy}{dt}$$

Note the mixture of partial and ordinary derivatives. H is a function of the one variable t , but its dependence is expressed through the two variables x and y .

Substituting for the derivatives involved, we have

$$\begin{aligned} \frac{dH}{dt} &= 3[\cos(3x - y)]4t - [\cos(3x - y)](t - 5) \\ &= (11t + 5)\cos(3x - y) \\ &= (11t + 5)\cos\left(\frac{11}{2}t^2 + 5t - 10\right) \end{aligned}$$

Example 9.30

The base radius r cm of a right-circular cone increases at 2 cm s^{-1} and its height h cm at 3 cm s^{-1} . Find the rate of increase in its volume when $r = 5$ and $h = 15$.

Solution The volume V of a cone having base radius r and height h is

$$V = \frac{1}{3}\pi r^2 h$$

We wish to determine dV/dt given dr/dt and dh/dt . Applying the chain rule (9.25) gives

$$\frac{dV}{dt} = \frac{\partial V}{\partial r} \frac{dr}{dt} + \frac{\partial V}{\partial h} \frac{dh}{dt}$$

Now

$$\frac{\partial V}{\partial r} = \frac{2}{3}\pi r h, \quad \frac{\partial V}{\partial h} = \frac{1}{3}\pi r^2, \quad \frac{dr}{dt} = 2, \quad \frac{dh}{dt} = 3$$

so that

$$\frac{dV}{dt} = \frac{4}{3}\pi r h + \pi r^2$$

When $r = 5$ cm and $h = 15$ cm, the rate of increase in volume is

$$\begin{aligned} \frac{dV}{dt} &= \left(\frac{4}{3}\pi \times 5 \times 15 + \pi \times 5^2\right) \text{cm}^3 \text{s}^{-1} \\ &= 125\pi \text{cm}^3 \text{s}^{-1} \end{aligned}$$

Example 9.31Find $\frac{dz}{dt}$ when

(a) $z = e^{-x} \cos y$, where $x = 2t + t^2$ and $y = 4t$

(b) $z = x^3 + t^2$ and $x^2 + 2t^2 + 3xt = 0$.

Solution

$$\begin{aligned} \text{(a)} \quad \frac{dz}{dt} &= \frac{\partial z}{\partial x} \frac{dx}{dt} + \frac{\partial z}{\partial y} \frac{dy}{dt} \\ &= -e^{-x} \cos y(2 + 2t) - e^{-x} \sin y(4) \\ &= -2e^{-x}[(1 + t) \cos y + 2 \sin y] \\ &= -2e^{-2t-t^2} [(1 + t) \cos 4t + 2 \sin 4t] \end{aligned}$$

The final step in the above may or may not be appropriate to the application in which the derivative is evaluated.

$$\text{(b)} \quad \frac{dz}{dt} = 3x^2 \frac{dx}{dt} + 2t$$

and differentiating implicitly we have

$$2x \frac{dx}{dt} + 4t + 3 \frac{dx}{dt} t + 3x = 0$$

$$\text{so that } \frac{dx}{dt} = -\frac{4t + 3x}{3t + 2x}$$

$$\begin{aligned} \text{Hence } \frac{dz}{dt} &= -\frac{3x^2(4t + 3x)}{3t + 2x} + 2t \\ &= -\frac{6t^2 + 4xt - 12x^2t - 9x^3}{3t + 2x} \end{aligned}$$



The chain rule can be readily handled in MATLAB. Considering Example 9.28, in MATLAB the solution may be developed as follows:

The commands

```
syms x y r theta
T = x^3 - x*y + y^3; Tx = diff(T,x); Ty = diff(T,y);
x = r*cos(theta); y = r*sin(theta);
xr = diff(x,r), xtheta = diff(x,theta); yr = diff(y,r);
ytheta = diff(y,theta);
Tr = Tx*xr + Ty*yr
```

return

$$Tr = (3*x^2 - y)*cos(theta) + (-x + 3*y^2)*sin(theta)$$

To substitute for x and y in terms of r and θ we make use of the `eval` command, with

$$eval(Tr); pretty(ans)$$

returning the answer

$$(3r^2\cos(\theta)^2 - r\sin(\theta))\cos(\theta) + (-r\cos(\theta) + 3r^2\sin(\theta)^2)\sin(\theta)$$

which readily reduces to the answer given in the solution.

Similarly the commands

$$Ttheta = Tx*xtheta + Ty*ytheta;$$

$$eval(Ttheta); pretty(ans)$$

return the answer

$$(-3r^2\cos(\theta)^2 + r\sin(\theta))r\sin(\theta) + (-r\cos(\theta) + 3r^2\sin(\theta)^2)r\cos(\theta)$$

which also readily reduces to the answer given in the solution.

9.6.6 Exercises



Check your answers using MATLAB whenever possible.

47 Find $\frac{dA}{dt}$ where $A = r \tan^{-1}(r \tan \theta)$ and $r = 2t + 1$, $\theta = \pi t$.

48 Find $\partial f/\partial s$ and $\partial f/\partial t$ when $f(x, y) = e^x \cos y$, $x = s^2 - t^2$ and $y = 2st$.

49 Find dz/dt when

(a) $z^2 = x^2 + y^2$, $x = t^2 + 1$ and $y = t - 1$

(b) $z = x^2t^2$ and $x^2 + 3xt + 2t^2 = 1$

50 Show that if $u = x + y$, $v = xy$ and $z = f(u, v)$ then

(a) $x \frac{\partial z}{\partial x} - y \frac{\partial z}{\partial y} = (x - y) \frac{\partial z}{\partial u}$

(b) $\frac{\partial z}{\partial x} - \frac{\partial z}{\partial y} = (y - x) \frac{\partial z}{\partial v}$

51 Show that if $z = x^n f(u)$, where $u = y/x$, then

$$x \frac{\partial z}{\partial x} + y \frac{\partial z}{\partial y} = nz$$

Verify this result for $z = x^4 + 2y^4 + 3xy^3$.

52 Show that, if f is a function of the independent variables x and y , and the latter are changed to independent variables u and v where $u = e^{y/x}$ and $v = x^2 + y^2$, then

(a) $x \frac{\partial f}{\partial x} + y \frac{\partial f}{\partial y} = 2v \frac{\partial f}{\partial v}$

(b) $x^3 \frac{\partial f}{\partial y} - x^2 y \frac{\partial f}{\partial x} = uv \frac{\partial f}{\partial u}$

53 In a right-angled triangle a cm and b cm are the sides containing the right angle. a is increasing at 2 cm s^{-1} and b is increasing at 3 cm s^{-1} . Calculate the rate of change of (a) the area and (b) the hypotenuse when $a = 5$ and $b = 3$.

54 Show that the total surface area S of a closed cone of base radius r cm and perpendicular height h cm is given by

$$S = \pi r^2 + \pi r \sqrt{(r^2 + h^2)}$$

If r and h are each increasing at the rate of 0.25 cm s^{-1} , find the rate at which S is increasing at the instant when $r = 3$ and $h = 4$.

55 (Continuing Question 32.) A particle moves such that its position at time t is given by $\mathbf{r} = (t, t^2, t^3)$. Find the rate of change of the distance $|\mathbf{r}|$ of the particle from the origin.

56 Find $\partial f/\partial s$ and $\partial f/\partial t$ where

$$f(x, y) = x^2 + 2y^2$$

and $x = e^{-s} + e^{-t}$ and $y = e^{-s} - e^{-t}$.

9.6.7 Successive differentiation

Consider the function $f(x, y)$ with partial derivatives $\partial f/\partial x$ and $\partial f/\partial y$. In general, these partial derivatives will themselves be functions of x and y , and thus may themselves be differentiated to yield second derivatives. We write

$$\frac{\partial}{\partial x} \left(\frac{\partial f}{\partial x} \right) = \frac{\partial^2 f}{\partial x^2} = f_{xx}$$

$$\frac{\partial}{\partial y} \left(\frac{\partial f}{\partial x} \right) = \frac{\partial^2 f}{\partial y \partial x} = \frac{\partial}{\partial y} (f_x) = f_{xy}$$

$$\frac{\partial}{\partial x} \left(\frac{\partial f}{\partial y} \right) = \frac{\partial^2 f}{\partial x \partial y} = \frac{\partial}{\partial x} (f_y) = f_{yx}$$

and

$$\frac{\partial}{\partial y} \left(\frac{\partial f}{\partial y} \right) = \frac{\partial^2 f}{\partial y^2} = f_{yy}$$

There are some functions for which the mixed second derivatives are not equal, that is

$$\frac{\partial^2 f}{\partial x \partial y} \neq \frac{\partial^2 f}{\partial y \partial x}$$

and the order of differentiation is therefore important, but for most of the functions that occur in engineering problems, when the second derivatives are usually continuous functions, these mixed derivatives are the same in value. In a similar manner we can define higher-order partial derivatives

$$\frac{\partial^{m+n} f}{\partial x^m \partial y^n}$$

Example 9.32

Find the second partial derivatives of $f(x, y) = x^2y^3 + 3y + x$.

Solution We found in Example 9.27 that

$$\frac{\partial f}{\partial x} = 2xy^3 + 1 \quad \text{and} \quad \frac{\partial f}{\partial y} = 3x^2y^2 + 3$$

Differentiating again, we obtain

$$\begin{aligned} \frac{\partial}{\partial x} \left(\frac{\partial f}{\partial x} \right) &= \frac{\partial^2 f}{\partial x^2} = 2y^3, & \frac{\partial}{\partial y} \left(\frac{\partial f}{\partial x} \right) &= \frac{\partial^2 f}{\partial y \partial x} = 6xy^2 \\ \frac{\partial}{\partial y} \left(\frac{\partial f}{\partial y} \right) &= \frac{\partial^2 f}{\partial y^2} = 6x^2y, & \frac{\partial}{\partial x} \left(\frac{\partial f}{\partial y} \right) &= \frac{\partial^2 f}{\partial x \partial y} = 6xy^2 \end{aligned}$$

Note that in this example

$$\frac{\partial^2 f}{\partial x \partial y} = \frac{\partial^2 f}{\partial y \partial x}$$



In MATLAB, second-order partial derivatives can be obtained by suitably differentiating the first-order partial derivatives already found. Thus in MATLAB the second-order partial derivatives of $f(x, y)$ are given by

$$\begin{aligned} f_{xx} &= \text{diff}(f_x, x), & f_{xy} &= \text{diff}(f_x, y), & f_{yy} &= \text{diff}(f_y, y), \\ f_{yx} &= \text{diff}(f_y, x) \end{aligned}$$

Alternatively, the non-mixed derivatives can be obtained directly using the commands

$$f_{xx} = \text{diff}(f, x, 2), \quad f_{yy} = \text{diff}(f, y, 2)$$

which can be extended to higher-order partial derivatives.

Considering Example 9.32 the MATLAB commands

```
syms x y
f = x^2*y^3 + 3*y + x;
fx = diff(f, x); fy = diff(f, y); fxx = diff(fx, x) return
fxx = 2*y^3
fxy = diff(fx, y) returns fxy = 6*x*y^2
fyy = diff(fy, y) returns fyy = 6*x^2*y
fyx = diff(fy, x) returns fyx = 6*x*y^2
```

Example 9.33 Find the second partial derivatives of

$$f(x, y, z) = xyz^2 + 3xy - z$$

Solution In Example 9.26 we obtained the first partial derivatives as

$$f_x = \frac{\partial f}{\partial x} = yz^2 + 3y, \quad f_y = \frac{\partial f}{\partial y} = xz^2 + 3x, \quad f_z = \frac{\partial f}{\partial z} = 2xyz - 1$$

Differentiating again, we obtain

$$\frac{\partial}{\partial x} \left(\frac{\partial f}{\partial x} \right) = \frac{\partial^2 f}{\partial x^2} = f_{xx} = 0, \quad \frac{\partial}{\partial y} \left(\frac{\partial f}{\partial x} \right) = \frac{\partial^2 f}{\partial y \partial x} = f_{xy} = z^2 + 3$$

$$\frac{\partial}{\partial z} \left(\frac{\partial f}{\partial x} \right) = \frac{\partial^2 f}{\partial z \partial x} = f_{xz} = 2yz, \quad \frac{\partial}{\partial x} \left(\frac{\partial f}{\partial y} \right) = \frac{\partial^2 f}{\partial x \partial y} = f_{yx} = z^2 + 3$$

$$\frac{\partial}{\partial y} \left(\frac{\partial f}{\partial y} \right) = \frac{\partial^2 f}{\partial y^2} = f_{yy} = 0, \quad \frac{\partial}{\partial z} \left(\frac{\partial f}{\partial y} \right) = \frac{\partial^2 f}{\partial z \partial y} = f_{yz} = 2xz$$

$$\frac{\partial}{\partial x} \left(\frac{\partial f}{\partial z} \right) = \frac{\partial^2 f}{\partial x \partial z} = f_{zx} = 2yz, \quad \frac{\partial}{\partial y} \left(\frac{\partial f}{\partial z} \right) = \frac{\partial^2 f}{\partial y \partial z} = f_{zy} = 2xz$$

$$\frac{\partial}{\partial z} \left(\frac{\partial f}{\partial z} \right) = \frac{\partial^2 f}{\partial z^2} = f_{zz} = 2xy$$

Note that, as expected,

$$f_{xy} = f_{yx}, \quad f_{xz} = f_{zx} \quad \text{and} \quad f_{yz} = f_{zy}$$

Example 9.34 $f(x, y)$ is a function of two variables x and y that we wish to change to variables s and t , where

$$s = x^2 - y^2, \quad t = xy$$

Determine f_{xx} and f_{yy} in terms of $s, t, f_s, f_t, f_{ss}, f_{tt}$ and f_{st} . Show that

$$f_{xx} + f_{yy} = \sqrt{(s^2 + 4t^2)}(4f_{ss} + f_{tt})$$

Solution Using the chain rule,

$$f_x = \frac{\partial f}{\partial x} = \frac{\partial f}{\partial s} \frac{\partial s}{\partial x} + \frac{\partial f}{\partial t} \frac{\partial t}{\partial x} = 2x \frac{\partial f}{\partial s} + y \frac{\partial f}{\partial t}$$

$$f_y = \frac{\partial f}{\partial y} = \frac{\partial f}{\partial s} \frac{\partial s}{\partial y} + \frac{\partial f}{\partial t} \frac{\partial t}{\partial y} = -2y \frac{\partial f}{\partial s} + x \frac{\partial f}{\partial t}$$

Differentiating f_x with respect to x gives

$$\begin{aligned} f_{xx} &= \frac{\partial}{\partial x} \left(2x \frac{\partial f}{\partial s} + y \frac{\partial f}{\partial t} \right) \\ &= 2 \frac{\partial f}{\partial s} + 2x \frac{\partial}{\partial x} \left(\frac{\partial f}{\partial s} \right) + y \frac{\partial}{\partial x} \left(\frac{\partial f}{\partial t} \right) \quad (\text{using the product rule}) \end{aligned}$$

Repeated use of the chain rule as indicated above leads to

$$\begin{aligned} f_{xx} &= 2 \frac{\partial f}{\partial s} + 2x \left[\frac{\partial}{\partial s} \left(\frac{\partial f}{\partial s} \right) \frac{\partial s}{\partial x} + \frac{\partial}{\partial t} \left(\frac{\partial f}{\partial s} \right) \frac{\partial t}{\partial x} \right] + y \left[\frac{\partial}{\partial s} \left(\frac{\partial f}{\partial t} \right) \frac{\partial s}{\partial x} + \frac{\partial}{\partial t} \left(\frac{\partial f}{\partial t} \right) \frac{\partial t}{\partial x} \right] \\ &= 2f_s + 2x(2xf_{ss} + yf_{st}) + y(2xf_{ts} + yf_{tt}) \end{aligned}$$

which, on assuming $f_{st} = f_{ts}$, gives

$$f_{xx} = 2f_s + 4x^2f_{ss} + y^2f_{tt} + 4xyf_{st} \quad (9.26)$$

Following a similar procedure, we can determine f_{yy} . Differentiating f_y with respect to y gives

$$\begin{aligned} f_{yy} &= \frac{\partial}{\partial y} (-2yf_s + xf_t) \\ &= -2f_s - 2y \frac{\partial}{\partial y} (f_s) + x \frac{\partial}{\partial y} (f_t) \\ &= -2f_s - 2y \left[\frac{\partial}{\partial s} (f_s) \frac{\partial s}{\partial y} + \frac{\partial}{\partial t} (f_s) \frac{\partial t}{\partial y} \right] + x \left[\frac{\partial}{\partial s} (f_t) \frac{\partial s}{\partial y} + \frac{\partial}{\partial t} (f_t) \frac{\partial t}{\partial y} \right] \\ &= -2f_s - 2y(-2yf_{ss} + xf_{st}) + x(-2yf_{ts} + xf_{tt}) \end{aligned}$$

giving

$$f_{yy} = -2f_s + 4y^2f_{ss} + x^2f_{tt} - 4xyf_{st} \quad (9.27)$$

Adding (9.26) and (9.27), we obtain

$$\begin{aligned} f_{xx} + f_{yy} &= 4(x^2 + y^2)f_{ss} + (x^2 + y^2)f_{tt} \\ &= (x^2 + y^2)(4f_{ss} + f_{tt}) \\ &= \sqrt{[(x^2 - y^2)^2 + 4x^2y^2]}(4f_{ss} + f_{tt}) \end{aligned}$$

which leads to the required result

$$f_{xx} + f_{yy} = \sqrt{(s^2 + 4t^2)}(4f_{ss} + f_{tt})$$

9.6.8 Exercises



Check your answers using MATLAB whenever possible.

57 Find all the second partial derivatives of $f(x, y) = xe^{xy}$.

58 Find all the second partial derivatives of $f(x, y, z) = (x + 2y)\cos 3z$.

- 59 Verify that

$$f(x, y) = \frac{x}{x^2 + y^2}$$

satisfies the equation

$$\frac{\partial^2 f}{\partial x^2} + \frac{\partial^2 f}{\partial y^2} = 0$$

- 60 Find the value of the constant a if $V(x, y) = x^3 + axy^2$ satisfies

$$\frac{\partial^2 V}{\partial x^2} + \frac{\partial^2 V}{\partial y^2} = 0$$

- 61 Verify that

$$\frac{\partial^2 f}{\partial x \partial y} = \frac{\partial^2 f}{\partial y \partial x}$$

in the cases

(a) $f(x, y) = x^2 \cos y$ (b) $f(x, y) = \sinh x \cos y$

- 62 Show that

$$V(x, y, z) = \frac{1}{z} \exp\left(-\frac{x^2 + y^2}{4z}\right)$$

satisfies the differential equation

$$\frac{\partial^2 V}{\partial x^2} + \frac{\partial^2 V}{\partial y^2} = \frac{\partial V}{\partial z}$$

- 63 Prove that $z = xf(x + y) + yF(x + y)$, where f and F are arbitrary functions, satisfies the equation

$$z_{xx} + z_{yy} = 2z_{xy}$$

- 64 Show that, if $z = xe^{Kxy}$, where K is a constant, then

$$xz_x - yz_y = z \quad \text{and} \quad xz_{xx} - yz_{xy} = 0$$

- 65 If $u = ax + by$ and $v = bx - ay$, where a and b are constants, obtain $\partial u/\partial x$ and $\partial v/\partial y$. By expressing x and y in terms of u and v , obtain $\partial x/\partial u$ and $\partial y/\partial v$ and deduce that

$$\frac{\partial u}{\partial x} \frac{\partial x}{\partial u} = \frac{a^2}{a^2 + b^2}$$

$$\frac{\partial v}{\partial y} \frac{\partial y}{\partial v} = \frac{a^2 + b^2}{a^2}$$

Show also that

$$\frac{\partial^2 f}{\partial x \partial y} = ab \left(\frac{\partial^2 f}{\partial u^2} - \frac{\partial^2 f}{\partial v^2} \right) + (b^2 - a^2) \frac{\partial^2 f}{\partial u \partial v}$$

- 66 Find the values of the constants a and b such that $u = x + ay$, $v = x + by$ transforms

$$9 \frac{\partial^2 f}{\partial x^2} - 9 \frac{\partial^2 f}{\partial x \partial y} + 2 \frac{\partial^2 f}{\partial y^2} = 0$$

into

$$\frac{\partial^2 f}{\partial u \partial v} = 0$$

- 67 Regarding u and v as functions of x and y and defined by the equations

$$x = e^u \cos v, \quad y = e^u \sin v$$

show that

(a) $\frac{\partial u}{\partial x} \frac{\partial x}{\partial u} = \cos^2 v = \frac{\partial v}{\partial y} \frac{\partial y}{\partial v}$

(b) $\frac{\partial^2 z}{\partial x^2} + \frac{\partial^2 z}{\partial y^2} = e^{-2u} \left(\frac{\partial^2 z}{\partial u^2} - \frac{\partial^2 z}{\partial v^2} \right)$

where z is a twice-differentiable function of u and v .

9.6.9 The total differential and small errors

Consider a function $u = f(x, y)$ of two variables x and y . Let Δx and Δy be increments in the values of x and y . Then the corresponding increment in u is given by

$$\Delta u = f(x + \Delta x, y + \Delta y) - f(x, y)$$

We rewrite this as two terms: one showing the change in u due to the change in x , and the other showing the change in u due to the change in y . Thus

$$\Delta u = [f(x + \Delta x, y + \Delta y) - f(x, y + \Delta y)] + [f(x, y + \Delta y) - f(x, y)]$$

Dividing the first bracketed term by Δx and the second by Δy gives

$$\Delta u = \frac{f(x + \Delta x, y + \Delta y) - f(x, y + \Delta y)}{\Delta x} \Delta x + \frac{f(x, y + \Delta y) - f(x, y)}{\Delta y} \Delta y$$

From the definition of the partial derivative, we may approximate this expression by

$$\Delta u \approx \frac{\partial f}{\partial x} \Delta x + \frac{\partial f}{\partial y} \Delta y$$

We define the **differential** du by the equation

$$du = \frac{\partial f}{\partial x} \Delta x + \frac{\partial f}{\partial y} \Delta y \quad (9.28)$$

By setting $f(x, y) = f_1(x, y) = x$ and $f(x, y) = f_2(x, y) = y$ in turn in (9.28), we see that

$$dx = \frac{\partial f_1}{\partial x} \Delta x + \frac{\partial f_1}{\partial y} \Delta y = \Delta x \quad \text{and} \quad dy = \Delta y$$

so that for the independent variables, increments and differentials are equal. For the dependent variable we have

$$du = \frac{\partial f}{\partial x} dx + \frac{\partial f}{\partial y} dy \quad (9.29)$$

We see that the differential du is an approximation to the change Δu in $u = f(x, y)$ resulting from small changes Δx and Δy in the independent variables x and y ; that is,

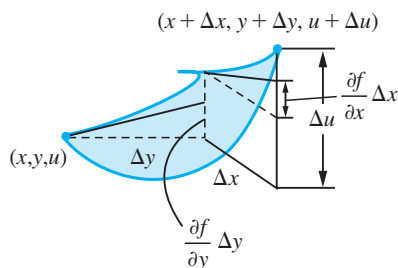
$$\Delta u \approx du = \frac{\partial f}{\partial x} dx + \frac{\partial f}{\partial y} dy = \frac{\partial f}{\partial x} \Delta x + \frac{\partial f}{\partial y} \Delta y \quad (9.30)$$

a result illustrated in Figure 9.17.

This extends to functions of as many variables as we please, provided that the partial derivatives exist. For example, for a function of three variables (x, y, z) defined by $u = f(x, y, z)$ we have

$$\begin{aligned} \Delta u \approx du &= \frac{\partial f}{\partial x} dx + \frac{\partial f}{\partial y} dy + \frac{\partial f}{\partial z} dz \\ &= \frac{\partial f}{\partial x} \Delta x + \frac{\partial f}{\partial y} \Delta y + \frac{\partial f}{\partial z} \Delta z \end{aligned}$$

Figure 9.17
Total differential.



The differential of a function of several variables is often called a **total differential**, emphasizing that it shows the variation of the function with respect to small changes in *all* the independent variables.

Example 9.35

Find the total differential of $u(x, y) = x^2y^3$.

Solution Taking partial derivatives we have

$$\frac{\partial u}{\partial x} = 2xy^3 \quad \text{and} \quad \frac{\partial u}{\partial y} = 3x^2y^2$$

Hence, using (9.29)

$$du = 2xy^3 dx + 3x^2y^2 dy$$

All physical measurements are subject to error, and a calculated quantity usually depends on several measurements. It is very important to know the degree of accuracy that can be relied upon in a quantity that has been calculated. The total differential can be used to estimate error bounds for quantities calculated from experimental results or from data that is subject to errors. This is illustrated in Example 9.36.

Example 9.36

The volume $V \text{ cm}^3$ of a circular cylinder of radius $r \text{ cm}$ and height $h \text{ cm}$ is given by $V = \pi r^2 h$. If $r = 3 \pm 0.01$ and $h = 5 \pm 0.005$ find the greatest possible error in the calculation of V and compare it with the estimate obtained using the total differential.

Solution The total differential is

$$dV = \frac{\partial V}{\partial r} dr + \frac{\partial V}{\partial h} dh = 2\pi r h dr + \pi r^2 dh$$

Then from (9.30)

$$\Delta V \approx dV = 2\pi r h dr + \pi r^2 dh = \pi r(2h \Delta r + r \Delta h)$$

When $r = 3$ and $h = 5$, we are given that $\Delta r = \pm 0.01$ and $\Delta h = \pm 0.005$, so that

$$\Delta V \approx \pm 3\pi(10 \times 0.01 + 3 \times 0.005)$$

giving

$$\Delta V \approx \pm 0.345\pi$$

(It should be noted that Δr , Δh , ΔV represent maximum errors.) The calculated volume V is subject to a maximum positive error of

$$\{(3.01)^2(5.005) - 45\}\pi = 0.3458\pi$$

and a maximum negative error of

$$\{(2.99)^2(4.995) - 45\}\pi = -0.3442\pi$$

Thus the approximation gives a good guide to the accuracy of the result.

Example 9.37

Two variables, x and y , are related by $y = ae^{-bx}$, where a and b are constants. The values of a and b are determined from experimental data and have relative error bounds p and q respectively. What is the relative error bound for a value of y calculated using the formula with these values of a and b ?

Solution

Note that in this example it is assumed that the value of x is known exactly. We are given $y = ae^{-bx}$, where a and b are approximations with errors Δa and Δb , which are unknown but are such that

$$\left| \frac{\Delta a}{a} \right| \leq p \quad \text{and} \quad \left| \frac{\Delta b}{b} \right| \leq q$$

The formula for the total differential gives

$$dy = \frac{\partial y}{\partial a} da + \frac{\partial y}{\partial b} db$$

For the independent variables a and b the increments and the differentials are the same quantity, so that $da = \Delta a$ and $db = \Delta b$. Also, from the given formula for y , we have

$$\frac{\partial y}{\partial a} = e^{-bx} \quad \text{and} \quad \frac{\partial y}{\partial b} = -xae^{-bx}$$

Thus, from (9.28),

$$dy = e^{-bx} \Delta a - xae^{-bx} \Delta b$$

and division by y gives

$$\frac{dy}{y} = \frac{\Delta a}{a} - bx \frac{\Delta b}{b}$$

Hence

$$\left| \frac{dy}{y} \right| \leq \left| \frac{\Delta a}{a} \right| + |bx| \left| \frac{\Delta b}{b} \right| \leq p + |bx|q$$

Since $\Delta y \approx dy$, we obtain an estimate for the relative error bound for y as $p + |bx|q$.

9.6.10 Exercises

- 68 The function z is defined by

$$z(x, y) = x^2y - 3y$$

Find Δz and dz when $x = 4$, $y = 3$, $\Delta x = -0.01$ and $\Delta y = 0.02$.

- 69 An open box has internal dimensions $2 \text{ m} \times 1.25 \text{ m} \times 0.75 \text{ m}$. It is made of sheet metal 4 mm thick.

Find the actual volume of metal used and compare it with the approximate volume found using the differential of the capacity of the box.

- 70 The angle of elevation of the top of a tower is found to be $30^\circ \pm 0.5^\circ$ from a point $300 \pm 0.1 \text{ m}$ on a horizontal line through the base of the tower. Estimate the height of the tower.

71 The equations

$$x + 2y + 3z + 4u = -3$$

$$x^2 + y^2 + z^2 + u^2 = 10$$

$$x^3 + y^3 + z^3 + u^3 = 0$$

define u as a function of y if x and z are eliminated. Find du/dy when $x = 1$, $y = -1$, $z = 2$, $u = -2$.

72 The acceleration f of a piston is given by

$$f = r\omega^2 \left(\cos \theta + \frac{r}{L} \cos 2\theta \right)$$

When $\theta = \frac{1}{6}\pi$ radians and when $r/L = \frac{1}{2}$, calculate the approximate percentage error in the calculated value of f if the values of both r and ω are 1% too small.

73 The area of a triangle ABC is calculated using the formula

$$S = \frac{1}{2}bc \sin A$$

and it is known that b , c and A are measured correctly to within 1%. If the angle A is measured

as 45° , prove that the percentage error in the calculated value of S is not more than about 2.8%.

74 The angular deflection θ of a beam of electrons in a cathode-ray tube due to a magnetic field is given by

$$\theta = K \frac{HL}{V^{1/2}}$$

where H is the intensity of the magnetic field, L is the length of the electron path, V is the accelerating voltage and K is a constant. If errors of up to $\pm 0.2\%$ are present in each of the measured H , L and V , what is the greatest possible percentage error in the calculated value of θ (assume that K is known accurately)?

75 In a coal processing plant the flow V of slurry along a pipe is given by

$$V = \frac{\pi p r^4}{8\eta l}$$

If r and l both increase by 5%, and p and η decrease by 10% and 30% respectively, find the approximate percentage change in V .

9.6.11 Exact differentials

Differentials sometimes arise naturally when modelling practical problems. An example in fluid dynamics is given later (see Section 9.9). When this occurs, it is often possible to analyse the problem further by testing to see if the expression in which the differentials occur is a total differential. Consider the equation

$$P(x, y)dx + Q(x, y)dy = 0$$

connecting x , y and their differentials. The left-hand side of this equation is said to be an **exact differential** if there is a function $f(x, y)$ such that

$$df = P(x, y)dx + Q(x, y)dy$$

Now we know that

$$df = \frac{\partial f}{\partial x} dx + \frac{\partial f}{\partial y} dy$$

so if $f(x, y)$ exists then

$$P(x, y) = \frac{\partial f}{\partial x} \quad \text{and} \quad Q(x, y) = \frac{\partial f}{\partial y}$$

For functions with continuous second derivatives we have

$$\frac{\partial^2 f}{\partial x \partial y} = \frac{\partial^2 f}{\partial y \partial x}$$

Thus if $f(x, y)$ exists then

$$\frac{\partial P}{\partial y} = \frac{\partial Q}{\partial x} \quad (9.31)$$

This gives us a test for the existence of $f(x, y)$, but does not tell us how to find it! The technique for finding $f(x, y)$ is shown in Example 9.38.

Example 9.38

Show that

$$(6x + 9y + 11)dx + (9x - 4y + 3)dy$$

is an exact differential and find the relationship between y and x given

$$\frac{dy}{dx} = -\frac{6x + 9y + 11}{9x - 4y + 3}$$

and the condition $y = 1$ when $x = 0$.

Solution In this example

$$P(x, y) = 6x + 9y + 11 \quad \text{and} \quad Q(x, y) = 9x - 4y + 3$$

First we test whether the expression is an exact differential. In this example

$$\frac{\partial P}{\partial y} = 9 \quad \text{and} \quad \frac{\partial Q}{\partial x} = 9$$

so from (9.31) we have an exact differential. Thus we know that there is a function $f(x, y)$ such that

$$\frac{\partial f}{\partial x} = 6x + 9y + 11, \quad (9.32)$$

$$\frac{\partial f}{\partial y} = 9x - 4y + 3 \quad (9.33)$$

Integrating (9.32) with respect to x , keeping y constant (that is, reversing the partial differentiation process), we have

$$f(x, y) = 3x^2 + 9xy + 11x + g(y) \quad (9.34)$$

Note that the 'constant' of integration is a function of y . You can check that this expression for $f(x, y)$ is correct by differentiating it partially with respect to x . But we also know from (9.33) the partial derivative of $f(x, y)$ with respect to y , and this enables us to find $g'(y)$. Differentiating (9.34) partially with respect to y and equating it to (9.33), we have

$$\frac{\partial f}{\partial y} = 9x + \frac{dg}{dy} = 9x - 4y + 3$$

(Note that since g is a function of y only we use dg/dy rather than $\partial g/\partial y$.) Thus

$$\frac{dg}{dy} = -4y + 3$$

so, on integrating,

$$g(y) = -2y^2 + 3y + C$$

Substituting back into (9.34) gives

$$f(x, y) = 3x^2 + 9xy + 11x - 2y^2 + 3y + C$$

Now we are given that

$$\frac{dy}{dx} = -\frac{6x + 9y + 11}{9x - 4y + 3}$$

which implies that

$$(6x + 9y + 11)dx + (9x - 4y + 3)dy = 0$$

which in turn implies that

$$3x^2 + 9xy + 11x - 2y^2 + 3y + A = 0$$

The arbitrary constant A is fixed by applying the given condition $y = 1$ when $x = 0$, giving $A = -1$. Thus x and y satisfy the equation

$$3x^2 + 9xy + 11x - 2y^2 + 3y = 1$$

9.6.12 Exercises

76 Determine which of the following are exact differentials of a function, and find, where appropriate, the corresponding function.

- (a) $(y^2 + 2xy + 1)dx + (2xy + x^2)dy$
- (b) $(2xy^2 + 3y \cos 3x)dx + (2x^2y + \sin 3x)dy$
- (c) $(6xy - y^2)dx + (2xe^y - x^2)dy$
- (d) $(z^3 - 3y)dx + (12y^2 - 3x)dy + 3xz^2dz$

77 Find the value of the constant λ such that

$$(y \cos x + \lambda \cos y)dx + (x \sin y + \sin x + y)dy$$

is the exact differential of a function $f(x, y)$. Find the corresponding function $f(x, y)$ that also satisfies the condition $f(0, 1) = 0$.

78 Show that the differential

$$g(x, y) = (10x^2 + 6xy + 6y^2)dx + (9x^2 + 4xy + 15y^2)dy$$

is not exact, but that a constant m can be chosen so that

$$(2x + 3y)^m g(x, y)$$

is equal to dz , the exact differential of a function $z = f(x, y)$. Find $f(x, y)$.

9.7 Taylor's theorem for functions of two variables

In this section we extend Taylor's theorem for one variable (Theorem 9.4) to a function of two variables and apply it to unconstrained and constrained optimization problems.

9.7.1 Taylor's theorem

First we consider a function of two variables. Suppose $f(x, y)$ is a function all of whose n th-order partial derivatives exist and are continuous on some circular domain D with centre (a, b) . Then, if $(a + h, b + k)$ lies in D , we have

$$\begin{aligned} f(a + h, b + k) &= f(a, b) + \frac{1}{1!} \left(h \frac{\partial}{\partial x} + k \frac{\partial}{\partial y} \right) f(a, b) + \frac{1}{2!} \left(h \frac{\partial}{\partial x} + k \frac{\partial}{\partial y} \right)^2 f(a, b) \\ &\quad + \dots + \frac{1}{(n-1)!} \left(h \frac{\partial}{\partial x} + k \frac{\partial}{\partial y} \right)^{n-1} f(a, b) \\ &\quad + \frac{1}{n!} \left(h \frac{\partial}{\partial x} + k \frac{\partial}{\partial y} \right)^n f(a + \theta h, b + \theta k) \end{aligned} \quad (9.35)$$

where $0 < \theta < 1$. Here we have introduced the notation

$$\left(h \frac{\partial}{\partial x} + k \frac{\partial}{\partial y} \right)^r f(a, b)$$

to represent the value of the expression

$$\begin{aligned} h^r \frac{\partial^r f}{\partial x^r} + \binom{r}{1} h^{r-1} k \frac{\partial^r f}{\partial x^{r-1} \partial y} + \binom{r}{2} h^{r-2} k^2 \frac{\partial^r f}{\partial x^{r-2} \partial y^2} + \dots \\ + \binom{r}{r-1} h k^{r-1} \frac{\partial^r f}{\partial x \partial y^{r-1}} + k^r \frac{\partial^r f}{\partial y^r} \end{aligned}$$

at the point (a, b) .

This result is obtained by repeated use of the chain rule. Setting $x = a + ht$ and $y = b + kt$, where $0 \leq t \leq 1$, we obtain

$$g(t) = f(a + ht, b + kt)$$

which is a function of one variable, so that, from Theorem 9.4, it has a Taylor expansion

$$g(t) = g(0) + \frac{t}{1!} g'(0) + \frac{t^2}{2!} g''(0) + \dots + \frac{t^{n-1}}{(n-1)!} g^{(n-1)}(0) + \frac{t^n}{n!} g^{(n)}(\theta t)$$

where $0 \leq \theta \leq 1$. The derivatives of g are found using the chain rule:

$$\begin{aligned} g' &= \frac{dg}{dt} = \frac{dx}{dt} \frac{\partial f}{\partial x} + \frac{dy}{dt} \frac{\partial f}{\partial y} = h \frac{\partial f}{\partial x} + k \frac{\partial f}{\partial y} = \left(h \frac{\partial}{\partial x} + k \frac{\partial}{\partial y} \right) f \\ g'' &= \frac{d^2 g}{dt^2} = \frac{d}{dt} \left(h \frac{\partial}{\partial x} + k \frac{\partial}{\partial y} \right) f = \left(h \frac{\partial}{\partial x} + k \frac{\partial}{\partial y} \right) \left(h \frac{\partial}{\partial x} + k \frac{\partial}{\partial y} \right) f \\ &= \left(h \frac{\partial}{\partial x} + k \frac{\partial}{\partial y} \right)^2 f \end{aligned}$$

and, in general,

$$g^{(r)} = \frac{d^r g}{dt^r} = \left(h \frac{\partial}{\partial x} + k \frac{\partial}{\partial y} \right)^r f \quad (r = 0, 1, 2, \dots, n)$$

Putting $t = 1$ into the Taylor expansion of g gives the required result.

The same method can be used to extend the result to as many variables as we please. For the function $f(\mathbf{x})$, where $\mathbf{x} = (x_1, x_2, \dots, x_n)$, we have

$$\begin{aligned} f(\mathbf{a} + \mathbf{h}) &= f(\mathbf{a}) + \sum_{i=1}^n h_i \frac{\partial f}{\partial x_i}(\mathbf{a}) + \frac{1}{2!} \left(\sum_{i=1}^n h_i \frac{\partial}{\partial x_i} \right)^2 f(\mathbf{a}) + \dots \\ &+ \frac{1}{(m-1)!} \left(\sum_{i=1}^n h_i \frac{\partial}{\partial x_i} \right)^{m-1} f(\mathbf{a}) + \frac{1}{m!} \left(\sum_{i=1}^n h_i \frac{\partial}{\partial x_i} \right)^m f(\mathbf{a} + \theta \mathbf{h}) \end{aligned} \quad (9.36)$$

where $0 \leq \theta \leq 1$, provided that all the partial derivatives exist and are continuous.

By setting $h = x - a$ and $k = y - b$ in (9.35), we have the following alternative form of the Taylor expansion:

$$\begin{aligned} f(x, y) &= f(a, b) + \frac{1}{1!} \left[(x - a) \frac{\partial}{\partial x} + (y - b) \frac{\partial}{\partial y} \right] f(a, b) \\ &+ \frac{1}{2!} \left[(x - a) \frac{\partial}{\partial x} + (y - b) \frac{\partial}{\partial y} \right]^2 f(a, b) \\ &+ \dots \\ &+ \frac{1}{n!} \left[(x - a) \frac{\partial}{\partial x} + (y - b) \frac{\partial}{\partial y} \right]^n f(a + \theta(x - a), b + \theta(y - b)) \end{aligned} \quad (9.37)$$

which is referred to as the **Taylor expansion** of $f(x, y)$ about the point (a, b) .

Example 9.39

Obtain the Taylor series of the function $f(x, y) = \sin xy$ about the point $(1, \frac{1}{3}\pi)$, neglecting terms of degree 3 and higher.

Solution From (9.37) the required series is

$$\begin{aligned} f(x, y) &= f(1, \frac{1}{3}\pi) + \frac{1}{1!} \left[(x - 1) \frac{\partial}{\partial x} + (y - \frac{1}{3}\pi) \frac{\partial}{\partial y} \right] f(1, \frac{1}{3}\pi) \\ &+ \frac{1}{2!} \left[(x - 1) \frac{\partial}{\partial x} + (y - \frac{1}{3}\pi) \frac{\partial}{\partial y} \right]^2 f(1, \frac{1}{3}\pi) \dots \end{aligned}$$

Since $f(x, y) = \sin xy$, $f(1, \frac{1}{3}\pi) = \frac{\sqrt{3}}{2}$. Also,

$$\frac{\partial f}{\partial x} = y \cos xy \quad \text{giving} \quad \left(\frac{\partial f}{\partial x}\right)_{(1, \pi/3)} = \frac{1}{6}\pi$$

$$\frac{\partial f}{\partial y} = x \cos xy \quad \text{giving} \quad \left(\frac{\partial f}{\partial y}\right)_{(1, \pi/3)} = \frac{1}{2}$$

$$\frac{\partial^2 f}{\partial x^2} = -y^2 \sin xy \quad \text{giving} \quad \left(\frac{\partial^2 f}{\partial x^2}\right)_{(1, \pi/3)} = -\frac{1}{18}\pi^2\sqrt{3}$$

$$\frac{\partial^2 f}{\partial x \partial y} = \cos xy - xy \sin xy \quad \text{giving} \quad \left(\frac{\partial^2 f}{\partial x \partial y}\right)_{(1, \pi/3)} = \frac{1}{2} - \frac{1}{6}\pi\sqrt{3}$$

$$\frac{\partial^2 f}{\partial y^2} = -x^2 \sin xy \quad \text{giving} \quad \left(\frac{\partial^2 f}{\partial y^2}\right)_{(1, \pi/3)} = -\frac{1}{2}\sqrt{3}$$

Hence, neglecting terms of degree 3 and higher,

$$\begin{aligned} \sin xy \approx & \frac{\sqrt{3}}{2} + \frac{1}{6}\pi(x-1) + \frac{1}{2}(y - \frac{1}{3}\pi) - \frac{1}{36}\pi^2\sqrt{3}(x-1)^2 \\ & + \left(\frac{1}{2} - \frac{1}{6}\pi\sqrt{3}\right)(x-1)(y - \frac{1}{3}\pi) - \frac{1}{4}\sqrt{3}(y - \frac{1}{3}\pi)^2 \end{aligned}$$



MATLAB also performs Taylor expansions in more than one variable. For instance, considering Example 9.39, the commands

```
syms x y
f = sin(x*y)
T = taylor(f, [x, y], [1, pi/3], 'Order', 3)
```

return the first three terms of the series as

$$\frac{1}{2}\sqrt{3} + \frac{1}{2}y - \frac{1}{6}\pi + \frac{1}{6}(x-1)\pi - \frac{1}{36}\sqrt{3}\pi^2(x-1)^2 + \left(\frac{1}{2} - \frac{1}{6}\sqrt{3}\pi\right)(y - \frac{1}{3}\pi)(x-1) - \frac{1}{4}\sqrt{3}(y - \frac{1}{3}\pi)^2$$

which checks with the answer given in the solution.

9.7.2 Optimization of unconstrained functions

Earlier we considered the problem of determining the maximum and minimum values of a function $f(x)$ of one variable (see Section 8.5). We now turn our attention to obtaining the maximum and minimum values of a function $f(x, y)$ of two variables. Geometrically $z = f(x, y)$ represents a surface in three-dimensional space, with z being the height of

the surface above the x - y plane. Suppose that $f(x, y)$ has a local maximum value at the point (a, b) , as illustrated in Figure 9.18(a). Then for all possible (small) values of h and k

$$f(a, b) > f(a + h, b + k)$$

so that the difference (increment)

$$\Delta f = f(a + h, b + k) - f(a, b)$$

is negative. Then, provided that the partial derivatives exist and are continuous, using Taylor's theorem we can express Δf in terms of the partial derivatives of $f(x, y)$ evaluated at (a, b) :

$$\Delta f = \left(h \frac{\partial f}{\partial x} + k \frac{\partial f}{\partial y} \right)_{(a,b)} + \frac{1}{2!} \left(h^2 \frac{\partial^2 f}{\partial x^2} + 2hk \frac{\partial^2 f}{\partial x \partial y} + k^2 \frac{\partial^2 f}{\partial y^2} \right)_{(a,b)} + \dots$$

where h and k may be negative or positive numbers. Since h and k are small, the sign of Δf depends on the sign of

$$\left(h \frac{\partial f}{\partial x} + k \frac{\partial f}{\partial y} \right)_{(a,b)}$$

That is, the sign of Δf depends on the values of h and k . But for a maximum value of $f(x, y)$ at (a, b) the sign of Δf must be negative whatever the values of h and k . This implies that for a maximum to occur at (a, b) , $\partial f/\partial x$ and $\partial f/\partial y$ must be zero there.

If $f(x, y)$ has a local minimum at (a, b) , as illustrated in Figure 9.18(b), then

$$f(a, b) < f(a + h, b + k)$$

and, using the above argument, we find that for a local minimum to occur at (a, b) , $\partial f/\partial x$ and $\partial f/\partial y$ must again be zero.

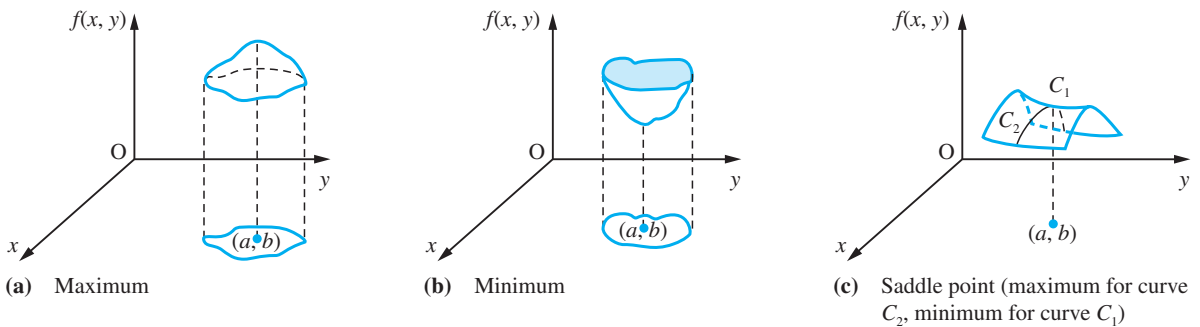


Figure 9.18

Thus a first necessary condition for a maximum or a minimum is

$$\frac{\partial f}{\partial x} = \frac{\partial f}{\partial y} = 0 \quad \text{at } (a, b)$$

In terms of differentials, this means that

$$df = 0 \quad \text{at } (a, b)$$

Points at which this occurs are called **stationary points** of the function and the values of the function at those points are called its **stationary values**. When this condition is satisfied, we have

$$\Delta f = \frac{1}{2!} \left(h^2 \frac{\partial^2 f}{\partial x^2} + 2hk \frac{\partial^2 f}{\partial x \partial y} + k^2 \frac{\partial^2 f}{\partial y^2} \right)_{(a,b)} + \dots$$

Putting

$$R = \frac{\partial^2 f}{\partial x^2}, \quad S = \frac{\partial^2 f}{\partial x \partial y} \quad \text{and} \quad T = \frac{\partial^2 f}{\partial y^2}$$

we deduce that the sign of Δf depends on the sign of the second differential

$$d^2f = Rh^2 + 2Shk + Tk^2$$

Rearranging, we have, provided that $R \neq 0$,

$$d^2f = \frac{1}{R} (R^2h^2 + 2RShk + RTk^2) = \frac{1}{R} [(Rh + Sk)^2 + (RT - S^2)k^2]$$

If $RT - S^2 > 0$, the sign of d^2f is independent of the values of h and k , while if $RT - S^2 < 0$, its sign depends on those values. Thus a second necessary condition for a maximum or minimum value to occur at (a, b) is that

$$\frac{\partial^2 f}{\partial x^2} \frac{\partial^2 f}{\partial y^2} - \left(\frac{\partial^2 f}{\partial x \partial y} \right)^2 = f_{xx}f_{yy} - f_{xy}^2 \geq 0 \quad \text{at } (a, b)$$

Note that $f_{xx}f_{yy} - f_{xy}^2 = \begin{vmatrix} f_{xx} & f_{xy} \\ f_{yx} & f_{yy} \end{vmatrix}$. If strict inequality is satisfied, the sign of Δf depends

on $R = \partial^2 f / \partial x^2$. If $\partial^2 f / \partial x^2 > 0$, there is a minimum at (a, b) . If $\partial^2 f / \partial x^2 < 0$, there is a maximum at (a, b) .

By expressing d^2f as

$$d^2f = \frac{1}{T} [(TK + Sh)^2 + (RT - S^2)h^2], \quad T \neq 0$$

we could equally well have deduced that there is a minimum at (a, b) if $\partial^2 f / \partial y^2 > 0$ and a maximum at (a, b) if $\partial^2 f / \partial y^2 < 0$, assuming the above strict inequality.

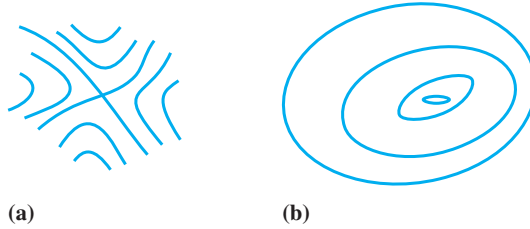
If

$$\frac{\partial^2 f}{\partial x^2} \frac{\partial^2 f}{\partial y^2} - \left(\frac{\partial^2 f}{\partial x \partial y} \right)^2 < 0 \quad \text{at } (a, b)$$

then the sign of Δf depends on the values of h and k , and along some paths through (a, b) the function has a maximum value while along other paths it has a minimum value. Such a point is called a **saddle point**, as illustrated in Figure 9.18(c).

Figure 9.19

Nature of stationary points: (a) saddle and (b) maximum or minimum.



The contours of a function often show clearly where maximum or minimum or saddle points occur, as illustrated in Figure 9.19.

Summary

(1) A necessary condition for the function $f(x, y)$ to have a stationary value at (a, b) is that

$$\frac{\partial f}{\partial x} = 0 \quad \text{and} \quad \frac{\partial f}{\partial y} = 0 \quad \text{at } (a, b)$$

(2) If $\frac{\partial^2 f}{\partial x^2} \frac{\partial^2 f}{\partial y^2} - \left(\frac{\partial^2 f}{\partial x \partial y}\right)^2 > 0$ and $\frac{\partial^2 f}{\partial x^2} < 0$ or $\frac{\partial^2 f}{\partial y^2} < 0$ at (a, b)

then the stationary point is a local maximum.

(3) If $\frac{\partial^2 f}{\partial x^2} \frac{\partial^2 f}{\partial y^2} - \left(\frac{\partial^2 f}{\partial x \partial y}\right)^2 > 0$ and $\frac{\partial^2 f}{\partial x^2} > 0$ or $\frac{\partial^2 f}{\partial y^2} > 0$ at (a, b)

then the stationary point is a local minimum.

(4) If $\frac{\partial^2 f}{\partial x^2} \frac{\partial^2 f}{\partial y^2} - \left(\frac{\partial^2 f}{\partial x \partial y}\right)^2 < 0$ at (a, b)

then the stationary point is a saddle point.

(5) If $\frac{\partial^2 f}{\partial x^2} \frac{\partial^2 f}{\partial y^2} - \left(\frac{\partial^2 f}{\partial x \partial y}\right)^2 = 0$ at (a, b)

we cannot draw a conclusion, and the point may be a maximum, minimum or saddle point. Further investigation is required, and it may be necessary to consider the third-order terms in the Taylor series.

Example 9.40

Find the stationary points of the function

$$f(x, y) = 2x^3 + 6xy^2 - 3y^3 - 150x$$

and determine their nature.

Solution $\frac{\partial f}{\partial x} = 6x^2 + 6y^2 - 150$ and $\frac{\partial f}{\partial y} = 12xy - 9y^2$

For a stationary point both of these partial derivatives are zero, which gives

$$x^2 + y^2 = 25$$

and

$$y(4x - 3y) = 0$$

From the second equation we see that either $y = 0$ or $4x = 3y$. Putting $y = 0$ in the first equation gives $x = \pm 5$, so that the points $(5, 0)$ and $(-5, 0)$ are solutions of the equations. Putting $x = \frac{3}{4}y$ into the first equation gives $y = \pm 4$, so that the points $(3, 4)$ and $(-3, -4)$ are also solutions of the equation. Thus the function has stationary points at $(5, 0)$, $(-5, 0)$, $(3, 4)$ and $(-3, -4)$.

Next we have to classify these points as maxima or minima or saddle points. Working out the second derivatives, we have

$$\frac{\partial^2 f}{\partial x^2} = 12x, \quad \frac{\partial^2 f}{\partial y^2} = 12x - 18y \quad \text{and} \quad \frac{\partial^2 f}{\partial x \partial y} = 12y$$

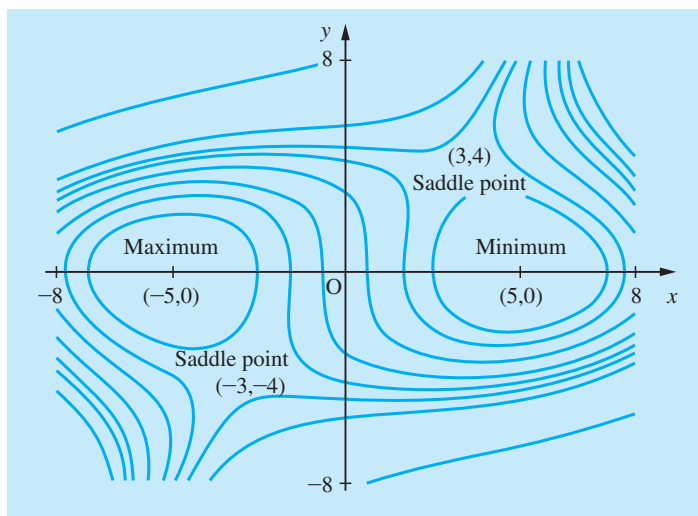
and we can complete the following table.

Point	$\frac{\partial^2 f}{\partial x^2}$	$\frac{\partial^2 f}{\partial y^2}$	$\frac{\partial^2 f}{\partial x \partial y}$	$\frac{\partial^2 f}{\partial x^2} \frac{\partial^2 f}{\partial y^2} - \left(\frac{\partial^2 f}{\partial x \partial y}\right)^2$	Nature	Value
$(5, 0)$	60	60	0	positive	minimum	-500
$(-5, 0)$	-60	-60	0	positive	maximum	500
$(3, 4)$	36	-36	48	negative	saddle point	-300
$(-3, -4)$	-36	36	-48	negative	saddle point	300

The situation is shown quite clearly on the contour plot (level curves) of the function shown in Figure 9.20. Looking at the figure, we see that the contours distinguish clearly between saddle points and other stationary points, as indicated in Figure 9.19.

Figure 9.20

Contour plot of
 $f(x, y) = 2x^3 + 6xy^2$
 $- 3y^3 - 150x$.





To illustrate the use of MATLAB for determining and classifying the stationary points of a function of two variables we consider the function of Example 9.40. The MATLAB commands

```
syms x y
f = 2*x^3 + 6*x*y^2 - 3*y^3 - 150*x;
fx = diff(f,x); fy = diff(f,y); [X,Y] = solve(fx,fy)
```

return the two column vectors X and Y giving the stationary points as $(5, 0)$, $(-5, 0)$, $(3, 4)$ and $(-3, -4)$. Next we determine the second partial derivatives and evaluate

$$\Delta = \frac{\partial^2 f}{\partial x^2} \frac{\partial^2 f}{\partial y^2} - \left(\frac{\partial^2 f}{\partial x \partial y} \right)^2$$

at each of the stationary points, using the commands

```
fxx = diff(fx,x); fxy = diff(fx,y); fyy = diff(fy,y);
delta = fxx*fyy - fxy^2;
```

and substituting the coordinates of the four points

```
subs(delta, {x,y}, {X(1),Y(1)}) giving ans = 3600
subs(delta, {x,y}, {X(2),Y(2)}) giving ans = 3600
subs(delta, {x,y}, {X(3),Y(3)}) giving ans = -3600
subs(delta, {x,y}, {X(4),Y(4)}) giving ans = -3600
```

For the first two points $\text{delta} > 0$ so we look at the sign of f_{xx} or f_{yy}

```
subs(fxx, {x,y}, {X(1),Y(1)}) giving ans = 60 so (5, 0) is a
minimum point
subs(fxx, {x,y}, {X(2),Y(2)}) giving ans = -60 so (-5, 0) is a
maximum point
```

For the last two points $\text{delta} < 0$ so $(3, 4)$ and $(-3, 4)$ are both saddle points. The contour plot can be investigated using the command

```
ezcontour(f, [10, 10])
```

The process indicated above can be extended to functions of as many variables as we please. At a stationary point the first differential df , is zero, so that all the first partial derivatives are zero there. If, at that stationary point, the second differential d^2f is negative for all small changes in the independent variables then we have a maximum. If it is positive, we have a minimum. If it is zero, further analysis is required. However, the general conditions for this to occur are extremely complicated both to write down and to apply.

9.7.3 Exercises



Check your answers using MATLAB whenever possible.

79 Find the stationary values (and their classification) of

(a) $x^3 - 15x^2 - 20y^2 + 5$

(b) $2 - x^2 - xy - y^2$

(c) $2x^2 + y^2 + 3xy - 3y - 5x + 2$

(d) $x^3 + y^2 - 3(x + y) + 1$

(e) $xy^2 - 2xy - 2x^2 - 3x$

(f) $x^3y^2(1 - x - y)$

(g) $x^2 + y^2 + \frac{2}{x} + \frac{2}{y}$

80 Prove that $(x + y)/(x^2 + 2y^2 + 6)$ has a maximum at $(2, 1)$ and a minimum at $(-2, -1)$.

81 Show that

$$f(x, y) = x^3 + y^3 - 2(x^2 + y^2) + 3xy$$

has stationary values at $(0, 0)$ and $(\frac{1}{3}, \frac{1}{3})$ and investigate their nature.

82 A manufacturer produces an article in batches of N items. Each production run has a set-up cost of £100 and each item costs an additional £0.05 to produce. The weekly storage costs are a basic rental of £50 plus an additional £0.10 per item stored. Assuming that there is a steady sale of n items per week, so that the average number of items stored is $\frac{1}{2}N$, and that, when the store is exhausted, it is immediately replenished by a new production run, show that the weekly cost £ K is given by

$$K = 50 + 0.05N + 0.05n + \frac{100n}{N}$$

The weekly demand n is a function of the selling price £ p , and

$$n = 5000 - 10000p$$

Show that the weekly profit £ P is

$$P = (5000 - 10000p) \left(p - 0.05 - \frac{100}{N} \right) - 0.05N - 50$$

If the manufacturer is able to decide both the batch size N and the price £ p , show that a maximum weekly profit is realized where $p = 0.3$, and find the corresponding values of N , n and P .

83 The gravitational attraction at the point (x, y) in the x - y plane due to point masses in the plane is

$$G(x, y) = \frac{1}{x} + \frac{4}{y} + \frac{9}{4 - x - y}$$

Show that $G(x, y)$ has a stationary value of 9.

84 Find constants a and b such that

$$\int_0^\pi [\sin x - (ax^2 + bx)]^2 dx$$

is a minimum.

85 A tank has the shape of a cuboid and is open at the top and has a volume of 4 m^3 . If the base measurements (in m) are x by y , show that the surface area (in m^2) is given by

$$A = xy + \frac{8}{y} + \frac{8}{x}$$

and find the dimensions of the tank for A to be a minimum.

86 A flat circular metal plate has a shape defined by the region $x^2 + y^2 \leq 1$. The plate is heated so that the temperature T at any point (x, y) on it is given by

$$T = x^2 + 2y^2 - x$$

Find the temperatures at the hottest and coldest points on the plate and the points where they occur. (*Hint: Consider the level curves of T .*)

87 A metal channel is formed by turning up the sides of width x of a rectangular sheet of metal through an angle θ . If the sheet is 200 mm wide, determine the values of x and θ for which the cross-section of the channel will be a maximum.

9.7.4 Optimization of constrained functions

As we have seen in Exercises 9.7.3, Questions 82 and 85–87, there are frequent situations in engineering applications when we wish to obtain the stationary values of functions of more than one variable and for which the variables themselves are subject to one or more constraint conditions. The general theory for these applications is discussed in the companion text *Advanced Modern Engineering Mathematics*. Here we will show the technique for solving such problems.

Example 9.41

Obtain the extremum value of the function

$$f(x, y) = 2x^2 + 3y^2$$

subject to the constraint $2x + y = 1$.

Solution

In this particular example it is easy to eliminate one of the two variables x and y . Eliminating y , we can write $f(x, y)$ as

$$f(x, y) = f(x) = 2x^2 + 3(1 - 2x)^2 = 14x^2 - 12x + 3$$

We can now apply the techniques used for functions of one variable to obtain the extremum value. Differentiating gives

$$f'(x) = 28x - 12 \quad \text{and} \quad f''(x) = 28$$

An extremal value occurs when $f'(x) = 0$, that is $x = \frac{3}{7}$, and, since $f''(\frac{3}{7}) > 0$, this corresponds to a minimum value. Thus the extremum is a minimum $f_{\min} = \frac{3}{7}$ at $x = \frac{3}{7}$, $y = \frac{1}{7}$.

In Example 9.41 we were fortunate in being able to use the constraint equation to eliminate one of the variables. In practice, however, it is often difficult, or even impossible, to do this, and we have to retain all the original variables. Let us consider the general problem of obtaining the stationary points of $f(x, y, z)$ subject to the constraint $g(x, y, z) = 0$. We shall refer to such points as **conditional stationary points**.

At stationary points of $f(x, y, z)$ we have

$$df = \frac{\partial f}{\partial x} dx + \frac{\partial f}{\partial y} dy + \frac{\partial f}{\partial z} dz = 0 \quad (9.38)$$

This implies that the vector $(\partial f/\partial x, \partial f/\partial y, \partial f/\partial z)$ is perpendicular to the vector (dx, dy, dz) . Since $g(x, y, z) = 0$

$$dg = \frac{\partial g}{\partial x} dx + \frac{\partial g}{\partial y} dy + \frac{\partial g}{\partial z} dz = 0 \quad (9.39)$$

Thus, the vector $(\partial g/\partial x, \partial g/\partial y, \partial g/\partial z)$ is also perpendicular to the vector (dx, dy, dz) . This implies that the vector $(\partial f/\partial x, \partial f/\partial y, \partial f/\partial z)$ is parallel to the vector $(\partial g/\partial x, \partial g/\partial y, \partial g/\partial z)$ and that we can find a number λ such that

$$\left(\frac{\partial f}{\partial x}, \frac{\partial f}{\partial y}, \frac{\partial f}{\partial z} \right) - \lambda \left(\frac{\partial g}{\partial x}, \frac{\partial g}{\partial y}, \frac{\partial g}{\partial z} \right) = (0, 0, 0) \quad (9.40)$$

Geometrically this means that the level surface of the objective function $f(x, y, z)$ touches the constraint surface $g(x, y, z) = 0$ at the stationary point.

This can be neatly summarized by writing $\phi(x, y, z) = f(x, y, z) - \lambda g(x, y, z)$. Then $f(x, y, z)$ will have a stationary point subject to the constraint $g(x, y, z) = 0$ when

$$\frac{\partial \phi}{\partial x} = \frac{\partial \phi}{\partial y} = \frac{\partial \phi}{\partial z} = 0 \quad \text{and} \quad g(x, y, z) = 0 \quad (9.41)$$

This gives four equations to determine $(x, y, z; \lambda)$ for the stationary point. The scalar multiplier λ is called a **Lagrange multiplier** and the function $\phi(x, y, z)$ is called the **auxiliary function**.

Example 9.42

Rework Example 9.41 using the method of Lagrange multipliers.

Solution

Here we need to obtain the extremum of the function

$$f(x, y) = 2x^2 + 3y^2$$

subject to the constraint

$$g(x, y) = 2x + y - 1 = 0$$

The auxiliary function is

$$\begin{aligned} \phi(x, y, z) &= f(x, y) - \lambda g(x, y) \\ &= 2x^2 + 3y^2 - \lambda(2x + y - 1) \end{aligned}$$

and we find that the conditional extrema of $f(x, y)$ are given by

$$\frac{\partial \phi}{\partial x} = \frac{\partial \phi}{\partial y} = 0, \quad g(x, y) = 0$$

that is,

$$\frac{\partial \phi}{\partial x} = 4x - 2\lambda = 0 \quad (9.42)$$

$$\frac{\partial \phi}{\partial y} = 6y - \lambda = 0 \quad (9.43)$$

$$g(x, y) = 2x + y - 1 = 0 \quad (9.44)$$

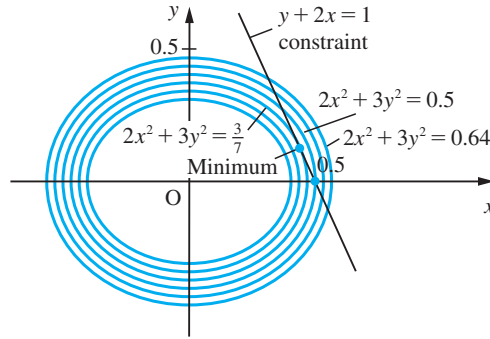
Solving (9.42)–(9.44) gives

$$\lambda = \frac{6}{7}, \quad x = \frac{3}{7} \quad \text{and} \quad y = \frac{1}{7}$$

so that the conditional extremal value of $f(x, y)$ is $\frac{3}{7}$ and occurs at $x = \frac{3}{7}, y = \frac{1}{7}$.

It is clear from the level curves of $f(x, y)$, shown in Figure 9.21, that the function has a minimum at $(\frac{3}{7}, \frac{1}{7})$. In general, however, to determine the nature of the conditional stationary point, we have to resort to Taylor's theorem and consider the sign of the difference $f(x + h, y + k) - f(x, y)$. Taking a point near $(\frac{3}{7}, \frac{1}{7})$, say $(\frac{3}{7} + h, \frac{1}{7} + k)$,

Figure 9.21
Level curves of
 $f(x, y) = 2x^2 + 3y^2$.



that still satisfies the constraint $2x + y - 1 = 0$, we have $2h + k = 0$, so that $k = -2h$. Hence a near point satisfying the constraint is $(\frac{3}{7} + h, \frac{1}{7} - 2h)$, and thus

$$\begin{aligned} f\left(\frac{3}{7} + h, \frac{1}{7} - 2h\right) - f\left(\frac{3}{7}, \frac{1}{7}\right) &= 2\left(\frac{3}{7} + h\right)^2 + 3\left(\frac{1}{7} - 2h\right)^2 - \left[2\left(\frac{3}{7}\right)^2 - 3\left(\frac{1}{7}\right)^2\right] \\ &= 14h^2 > 0 \end{aligned}$$

Since this is positive, it follows that the point is a minimum, confirming the result of Example 9.41.

In general, classifying conditional stationary points into maxima, minima or saddle points can be very difficult, but in the majority of engineering applications this can be done using physical reasoning.

Example 9.43

Find the dimensions of the cuboidal box, without a top, of maximum capacity whose surface area is 12 m^2 .

Solution If the dimensions of the box are $x \times y \times z$ then we are required to maximize

$$f(x, y, z) = xyz$$

subject to the constraint

$$xy + 2xz + 2yz = 12 \quad (9.45)$$

The auxiliary function is

$$\phi(x, y, z) = xyz + \lambda(xy + 2xz + 2yz - 12)$$

and the equations we have to solve are

$$\frac{\partial \phi}{\partial x} = yz + \lambda(y + 2z) = 0 \quad (9.46)$$

$$\frac{\partial \phi}{\partial y} = xz + \lambda(x + 2z) = 0 \quad (9.47)$$

$$\frac{\partial \phi}{\partial z} = xy + \lambda(2x + 2y) = 0 \quad (9.48)$$

together with (9.45).

Taking $x \times (9.46) + y \times (9.47) + z \times (9.48)$ gives

$$3xyz + \lambda(2xy + 4xz + 4yz) = 0$$

or

$$\lambda(xy + 2xz + 2yz) + \frac{3}{2}xyz = 0 \quad (9.49)$$

Then, from (9.49) and (9.45),

$$12\lambda + \frac{3}{2}xyz = 0$$

so that

$$\lambda = -\frac{1}{8}xyz$$

Substituting into (9.46)–(9.48) in succession and dividing throughout by common factors gives

$$1 - \frac{1}{8}x(y + 2z) = 0 \quad (9.50)$$

$$1 - \frac{1}{8}y(x + 2z) = 0 \quad (9.51)$$

$$1 - \frac{1}{8}z(2x + 2y) = 0 \quad (9.52)$$

Subtracting (9.51) from (9.50) gives

$$\frac{1}{4}yz - \frac{1}{4}xz = 0 \quad \text{hence} \quad y = x \quad (\text{since clearly } z \neq 0)$$

Putting this into (9.52), we have

$$1 - \frac{1}{2}yz = 0, \quad \text{or} \quad yz = 2$$

Substituting this and $x = y$ into (9.50) gives

$$1 - \frac{1}{8}y^2 - \frac{1}{2} = 0$$

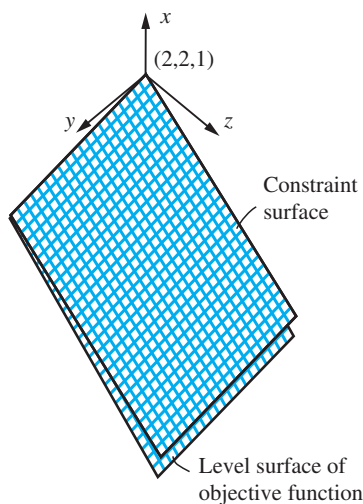
that is,

$$y^2 = 4, \quad \text{or} \quad y = 2 \quad (\text{since } y > 0)$$

It then follows that $x = 2$, $z = 1$. Thus the required dimensions are $2 \text{ m} \times 2 \text{ m} \times 1 \text{ m}$, and it follows from physical considerations that this corresponds to the maximum volume, since the minimum volume is zero (Figure 9.22).

Figure 9.22

Level surface of objective function touches constraint surface at $(2, 2, 1)$.





Denoting ϕ by F this example may be solved in MATLAB as follows:

```
syms x y z lam
F = x*y*z + lam*(x*y + 2*x*z + 2*y*z - 12);
Fx = diff(F,x) returning Fx = y*z + lam*(y + 2*z)
Fy = diff(F,y) returning Fy = x*z + lam*(x + 2*z)
Fz = diff(F,z) returning Fz = x*y + lam*(2*x + 2*y)
[lam, x, y, z] == solve(x*y + 2*x*z + 2*y*z == 12,
y*z + lam*(y + 2*z) == 0, x*z + lam*(x + 2*z) == 0,
x*y + lam*(2*x + 2*y) == 0)
```

returning

```
lam = -1/2      x = 2      y = 2      z = 1
           1/2          -2          -2          -1
```

Since x , y and z represent dimensions they must be positive, so the required dimensions are $2\text{ m} \times 2\text{ m} \times 1\text{ m}$. (Note that the variables in the solution array when using the `solve` command are given in alphabetical order.)

Example 9.44

Apply the method of Lagrange multipliers to solve the design problem of Section 2.10.

Solution

Here the objective function $A(l, b, h, t)$ is subject to the constraint function $C(l, b, h)$ where

$$A(l, b, h, t) = (lb + 6bh + 2hl)t + (2l + 6b + 12h)t^2 + 12t^3$$

$$\text{and } C(l, b, h) = lhb = K$$

and t and K are constants.

The auxiliary function is

$$\phi(l, b, h, \lambda) = A(l, b, h, t) + \lambda[C(l, b, h) - K]$$

and we find the conditional extrema of A are given by

$$\frac{\partial \phi}{\partial l} = 0, \quad \frac{\partial \phi}{\partial b} = 0, \quad \frac{\partial \phi}{\partial h} = 0 \quad \text{and} \quad C(l, b, h) = K$$

Thus

$$(b + 2h)t + 2t^2 + \lambda hb = 0 \tag{9.53}$$

$$(l + 6h)t + 6t^2 + \lambda lh = 0 \tag{9.54}$$

$$(6b + 2l)t + 12t^2 + \lambda lb = 0 \tag{9.55}$$

Equation (9.54) $- 3 \times$ (9.53) gives

$$(l - 3b)t + \lambda(l - 3b)h = 0$$

which implies $l = 3b$. Equation (9.55) – $6 \times (9.53)$ gives

$$(2l - 12h)t + \lambda(l - 6h)b = 0$$

which implies $l = 6h$.

So $b = 2h$, $l = 6h$ with $lbh = K$. Thus $12h^3 = K$ and $h = (K/12)^{1/3}$ as before.

The Lagrange multiplier method outlined above may be extended to a function of any number of variables. It also extends naturally to situations where there is more than one constraint equation by introducing the equivalent number of Lagrange multipliers. In general, if $f(x_1, x_2, \dots, x_n)$ is a function of n variables subject to m ($< n$) constraints

$$g_i(x_1, \dots, x_n) = 0 \quad (i = 1, 2, \dots, m)$$

then, to determine the constrained stationary values of $f(x_1, x_2, \dots, x_n)$, the procedure is to set up the auxiliary function

$$\phi(x_1, x_2, \dots, x_n) = f(x_1, x_2, \dots, x_n) + \lambda_1 g_1 + \dots + \lambda_m g_m$$

and solve the resulting $m + n$ equations

$$\frac{\partial \phi}{\partial x_j} = \frac{\partial f}{\partial x_j} + \sum_{i=1}^m \lambda_i \frac{\partial g_i}{\partial x_j} = 0 \quad (j = 1, 2, \dots, n)$$

$$\frac{\partial \phi}{\partial \lambda_i} = g_i = 0 \quad (i = 1, 2, \dots, m)$$

Often the algebraic equations involved in this method of solution are not amenable to algebraic solution and numerical methods are used. These are described in detail in the companion volume *Advanced Modern Engineering Mathematics*.

9.7.5 Exercises



Check your answers using MATLAB whenever possible.

- 88** Find the extremum of $x^2 - 2y^2 + 2xy + 4x$ subject to the constraint $2x = y$ and verify that it is a maximum value.
- 89** Find the extremum of $3x^2 + 2y^2 + 6z^2$ subject to the constraint $x + y + z = 1$ and verify that it is a minimum value.
- 90** The equation $5x^2 + 6xy + 5y^2 - 8 = 0$ represents an ellipse whose centre is at the origin. By considering the extrema of $x^2 + y^2$, obtain the lengths of the semi-axes.
- 91** Which point on the sphere $x^2 + y^2 + z^2 = 1$ is at the greatest distance from the point having coordinates $(1, 2, 2)$?
- 92** Find the maximum and minimum values of $f(x, y) = 4x + y + y^2$ where (x, y) lies on the circle $x^2 + y^2 + 2x + y = 1$.
- 93** Obtain the stationary value of $2x + y + 2z + x^2 - 3z^2$ subject to the two constraints $x + y + z = 1$ and $2x - y + z = 2$.

9.8 Engineering application: deflection of a built-in column

In this section we consider an example in which the techniques developed earlier (Section 9.4) may be used to solve an engineering problem.

The deflection $y(x)$ of a column buckling under its own weight satisfies the differential equation

$$EI \frac{d^3y}{dx^3} + wx \frac{dy}{dx} = 0 \quad (9.56)$$

where E is Young's modulus, I the second moment of area of the cross-section and w is the weight per unit run of the column. The deflection of the built-in column shown in Figure 9.23 also satisfies the conditions

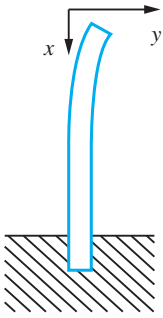


Figure 9.23
Deflection of a column.

$$\frac{d^2y}{dx^2} = 0 \quad \text{at } x = 0$$

and

$$y = 0 \quad \text{and} \quad \frac{dy}{dx} = 0 \quad \text{at } x = l$$

where l is the length of the column. We need to find the greatest height attainable for the column without collapse.

To make the algebraic manipulations easier, we first simplify the differential equation. Putting $x = ct$ gives

$$\frac{dy}{dx} = \frac{dy}{dt} \frac{dt}{dx} = \frac{1}{c} \frac{dy}{dt}$$

$$\frac{d^2y}{dx^2} = \frac{d}{dt} \left(\frac{1}{c} \frac{dy}{dt} \right) \frac{dt}{dx} = \frac{1}{c^2} \frac{d^2y}{dt^2}$$

and

$$\frac{d^3y}{dx^3} = \frac{d}{dt} \left(\frac{1}{c^2} \frac{d^2y}{dt^2} \right) \frac{dt}{dx} = \frac{1}{c^3} \frac{d^3y}{dt^3}$$

which on substituting into (9.56) transforms it to

$$\frac{EI}{c^3} \frac{d^3y}{dt^3} + wt \frac{dy}{dt} = 0$$

so that choosing $c^3 = EI/w$ and setting $f(t) = dy/dt$ simplifies the equation further to

$$\frac{d^2f}{dt^2} + tf = 0 \quad (9.57)$$

with the conditions

$$\frac{df}{dt} = 0 \quad \text{at } t = 0 \quad \text{and} \quad f(t) = 0 \quad \text{at } t = l(EI/w)^{-1/3} = T$$

Assuming that $f(t)$ has a Maclaurin series expansion, we may write it as

$$f(t) = a_0 + a_1t + a_2t^2 + a_3t^3 + \dots + a_nt^n + \dots$$

Differentiating this, we have

$$f'(t) = a_1 + 2a_2t + 3a_3t^2 + \dots + na_nt^{n-1} + (n+1)a_{n+1}t^n + \dots$$

and

$$f''(t) = 2a_2 + 6a_3t + 12a_4t^2 + \dots + n(n-1)a_nt^{n-2} + \dots$$

Since $f'(0) = 0$, we deduce at once that $a_1 = 0$. Since $f(t)$ satisfies the differential equation (9.57), we deduce on substitution that

$$\begin{aligned} 2a_2 + 6a_3t + 12a_4t^2 + \dots + n(n-1)a_nt^{n-2} + \dots \\ = -a_0t - a_1t^2 - a_2t^3 - \dots - a_nt^{n+1} - \dots \end{aligned}$$

This expression is true for all values of t , with $0 < t < T$, so we deduce from Property (i) of polynomials given in Section 2.4.1 that the coefficients of each power of t on each side of the equation are equal. That is,

$$2a_2 = 0 \quad (\text{coefficient of } t^0)$$

$$6a_3 = -a_0 \quad (\text{coefficient of } t^1)$$

$$12a_4 = -a_1 \quad (\text{coefficient of } t^2)$$

and so on. In general, the coefficient of t^r (obtained by setting $n-2 = r$ on the left-hand side and $n+1 = r$ on the right-hand side) yields

$$(r+2)(r+1)a_{r+2} = -a_{r-1}$$

This recurrence relation enables us to calculate a_{r+3} in terms of a_r as

$$a_{r+3} = \frac{-a_r}{(r+3)(r+2)} \quad (r = 0, 1, 2, \dots) \quad (9.58)$$

Thus

$$a_3 = \frac{-a_0}{3 \cdot 2} \quad (r = 0), \quad a_4 = \frac{-a_1}{4 \cdot 3} \quad (r = 1)$$

$$a_5 = \frac{-a_2}{5 \cdot 4} \quad (r = 2), \quad a_6 = \frac{-a_3}{6 \cdot 5} \quad (r = 3)$$

$$a_7 = \frac{-a_4}{7 \cdot 6} \quad (r = 4), \quad a_8 = \frac{-a_5}{8 \cdot 7} \quad (r = 5)$$

and so on.

Since we deduced earlier, using the condition $f'(0) = 0$, that $a_1 = 0$, some terms can be eliminated immediately, and we have

$$a_4 = 0, \quad a_7 = 0, \quad a_{10} = 0, \quad a_{13} = 0, \quad \dots$$

Since $a_2 = 0$ (from the coefficient of t^0), we have

$$a_5 = 0, \quad a_8 = 0, \quad \dots$$

We are therefore left with

$$f(t) = a_0 + a_3 t^3 + a_6 t^6 + a_9 t^9 + \dots$$

Substituting for a_3, a_6, a_9, \dots in terms of a_0 , using (9.58), gives

$$f(t) = a_0 \left(1 - \frac{1}{3!} t^3 + \frac{1 \cdot 4}{6!} t^6 - \frac{1 \cdot 4 \cdot 7}{9!} t^9 + \frac{1 \cdot 4 \cdot 7 \cdot 10}{12!} t^{12} - \dots \right)$$

So far we have only applied the condition at $t = 0$. Now we apply the condition at $t = T$, namely $f(T) = 0$. This gives

$$a_0 \left(1 - \frac{1}{3!} T^3 + \frac{4}{6!} T^6 - \frac{4 \cdot 7}{9!} T^9 \dots \right) = 0$$

so that either

$$a_0 = 0 \quad \text{or} \quad 1 - \frac{1}{3!} T^3 + \frac{4}{6!} T^6 - \frac{4 \cdot 7}{9!} T^9 + \dots = 0$$

This means that there is no deflection ($a_0 = 0$) unless

$$1 - \frac{1}{3!} T^3 + \frac{4}{6!} T^6 - \frac{4 \cdot 7}{9!} T^9 + \dots = 0$$

The smallest value of T that satisfies this equation gives the critical height of the column. At that height the value of a_0 becomes arbitrary (and non-zero), and the column buckles. A first approximation to the critical value of T can be found by solving the quadratic equation (in T^3)

$$1 - \frac{1}{3!} T^3 + \frac{4}{6!} T^6 = 1 - \frac{1}{6} T^3 + \frac{1}{180} (T^3)^2 = 0$$

giving $T^3 = 8.292$. This may be refined using the Newton–Raphson procedure (9.19), eventually giving the critical length L in terms of E, I and w :

$$L = 1.99(EI/w)^{1/3}$$

The detailed calculation is left as an exercise for the reader.

9.9 Engineering application: streamlines in fluid dynamics

As we mentioned previously (Section 9.6.10), differentials often occur in mathematical modelling of practical problems. An example occurs in fluid dynamics. Consider the case of steady-state incompressible fluid flow in two dimensions. Using rectangular cartesian coordinates (x, y) to describe a point in the fluid, let u and v be the velocities of the fluid in the x and y directions respectively. Then by considering the flow in and flow out of a small rectangle, as shown in Figure 9.24, per unit time, we obtain a differential relationship between $u(x, y)$ and $v(x, y)$ that models the fact that no fluid is lost or gained in the rectangle; that is, the fluid is conserved.

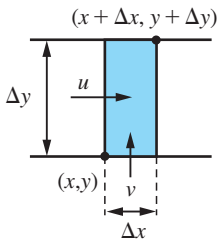


Figure 9.24
Flow through
rectangular element.

The velocity of the fluid \mathbf{q} is a vector point function. The values of its components u and v depend on the spatial coordinates x and y . The flow into the small rectangle in unit time is

$$u(x, \bar{y})\Delta y + v(\bar{x}, y)\Delta x$$

where \bar{x} lies between x and $x + \Delta x$, and \bar{y} lies between y and $y + \Delta y$. Similarly, the flow out of the rectangle is

$$u(x + \Delta x, \tilde{y})\Delta y + v(\tilde{x}, y + \Delta y)\Delta x$$

where \tilde{x} lies between x and $x + \Delta x$ and \tilde{y} lies between y and $y + \Delta y$. Because no fluid is created or destroyed within the rectangle, we may equate these two expressions, giving

$$u(x, \bar{y})\Delta y + v(\bar{x}, y)\Delta x = u(x + \Delta x, \tilde{y})\Delta y + v(\tilde{x}, y + \Delta y)\Delta x$$

Rearranging, we have

$$\frac{u(x + \Delta x, \tilde{y}) - u(x, \bar{y})}{\Delta x} + \frac{v(\tilde{x}, y + \Delta y) - v(\bar{x}, y)}{\Delta y} = 0$$

Letting $\Delta x \rightarrow 0$ and $\Delta y \rightarrow 0$ gives the **continuity equation**

$$\frac{\partial u}{\partial x} + \frac{\partial v}{\partial y} = 0$$

The fluid actually flows along paths called **streamlines**, so that there is no flow across a streamline. Thus from Figure 9.25 we deduce that

$$v \Delta x = u \Delta y$$

and hence

$$v dx - u dy = 0$$

The condition for this expression to be an exact differential is

$$\frac{\partial}{\partial y}(v) = \frac{\partial}{\partial x}(-u)$$

or

$$\frac{\partial u}{\partial x} + \frac{\partial v}{\partial y} = 0$$

This is satisfied for incompressible flow since it is just the continuity equation, so that we deduce that there is a function $\psi(x, y)$, called the **stream function**, such that

$$v = \frac{\partial \psi}{\partial x} \quad \text{and} \quad u = -\frac{\partial \psi}{\partial y}$$

It follows that if we are given u and v , as functions of x and y , that satisfy the continuity equation then we can find the equations of the streamlines given by $\psi(x, y) = \text{constant}$.

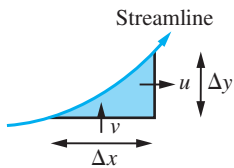


Figure 9.25
Streamline.

Example 9.45

Find the stream function $\psi(x, y)$ for the incompressible flow that is such that the velocity \mathbf{q} at the point (x, y) is

$$(-y/(x^2 + y^2), x/(x^2 + y^2))$$

Solution From the definition of the stream function, we have

$$u(x, y) = -\frac{\partial\psi}{\partial y} \quad \text{and} \quad v(x, y) = \frac{\partial\psi}{\partial x}$$

provided that

$$\frac{\partial u}{\partial x} + \frac{\partial v}{\partial y} = 0$$

Here we have

$$u = \frac{-y}{x^2 + y^2} \quad \text{and} \quad v = \frac{x}{x^2 + y^2}$$

so that

$$\frac{\partial u}{\partial x} = \frac{2xy}{(x^2 + y^2)^2} \quad \text{and} \quad \frac{\partial v}{\partial y} = -\frac{2yx}{(x^2 + y^2)^2}$$

confirming that

$$\frac{\partial u}{\partial x} + \frac{\partial v}{\partial y} = 0$$

Integrating

$$\frac{\partial\psi}{\partial y} = -u(x, y) = \frac{y}{x^2 + y^2}$$

with respect to y , keeping x constant, gives

$$\psi(x, y) = \frac{1}{2}\ln(x^2 + y^2) + g(x)$$

Differentiating partially with respect to x gives

$$\frac{\partial\psi}{\partial x} = \frac{x}{x^2 + y^2} + \frac{dg}{dx}$$

Since it is known that

$$\frac{\partial\psi}{\partial x} = v(x, y) = \frac{x}{x^2 + y^2}$$

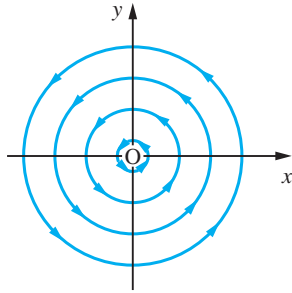
we have

$$\frac{dg}{dx} = 0$$

which on integrating gives

$$g(x) = C$$

Figure 9.26
A vortex.



where C is a constant. Substituting back into the expression obtained for $\psi(x, y)$, we have

$$\psi(x, y) = \frac{1}{2} \ln(x^2 + y^2) + C$$

A streamline of the flow is given by the equation $\psi(x, y) = k$, where k is a constant. After a little manipulation this gives

$$x^2 + y^2 = a^2 \quad \text{and} \quad \ln a = k - C$$

and the corresponding streamlines are shown in Figure 9.26. This is an example of a **vortex**.

9.10 Review exercises (1–35)



Check your answers using MATLAB whenever possible.

- 1 Use the Newton–Raphson method to find the root of $e^x - x^2 + 3x - 2 = 0$

in the interval $0 \leq x \leq 1$. Start with $x = 0.5$ and give the root correct to 4dp.

- 2 The deflection at the midpoint of a uniform beam of length l , flexural rigidity EI and weight per unit length w , subject to an axial force P , is

$$d = \frac{w}{m^2 P} (\sec \frac{1}{2} ml - 1) - \frac{wl^2}{8P}$$

where $m^2 = P/EI$. On making the substitution $\theta = \frac{1}{2} ml$, show that

$$d = \frac{wl^4}{32EI} \frac{2 \sec \theta - 2 - \theta^2}{\theta^4}$$

As the force P is relaxed, the deflection should reduce to that of a beam sagging under its own

weight. By first representing $\sec \theta$ by its Maclaurin series expansion, show that

$$\lim_{\theta \rightarrow 0} d = \frac{5wl^4}{384EI}$$

- 3 Using the Maclaurin series expansion of e^x , determine the Maclaurin series expansion of $x/(e^x - 1)$ as far as the term in x^4 , and hence obtain the approximation

$$\int_0^1 \frac{x}{e^x - 1} dx \approx \frac{311}{400}$$

- 4 Use L'Hôpital's rule to find

$$\lim_{x \rightarrow 1} \frac{\ln x}{x^2 - 1}$$

- 5 Determine

$$\lim_{x \rightarrow 2} \frac{2 \sin kx - x \sin 2k}{2(4 - x^2)}$$

where k is a constant.

- 6 Show that the equation

$$x^3 - 2x - 5 = 0$$

has a root in the neighbourhood of $x = 2$ and find it to three significant figures using the Newton–Raphson method.

- 7 (a) Obtain the Maclaurin series expansions of $\sinh x$ and $\cosh x$.

(b) A telegraph wire is stretched between two poles at the same height and a distance $2l$ apart. The sag at the midpoint is h . If the axes are taken as shown in Figure 9.27, it can be shown that the equation of the curve followed by the wire is

$$y = c \cosh \frac{x}{c}$$

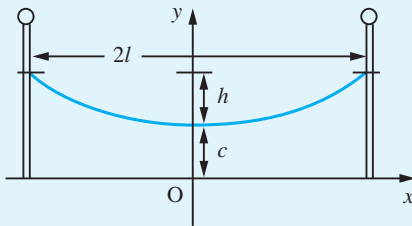


Figure 9.27 Telegraph wire of Question 7.

where c is an undetermined constant (see Example 8.70).

- (i) Show that the length $2s$ of the wire is given by

$$2s = 2c \sinh \frac{l}{c}$$

(ii) If the wire is taut, so that h/c is small, it can be shown that l/c is also small. Ignoring powers of l/c higher than the second, show that

$$\frac{h^2}{l^2} \approx \frac{1}{4} \left(\frac{l}{c} \right)^2$$

Hence show that the length of the wire is approximately

$$2l \left[1 + \frac{2}{3} \left(\frac{h}{l} \right)^2 \right]$$

- 8 Prove that

$$\int_0^{\infty} \operatorname{sech} x \, dx = \pi$$

and deduce $\int_0^1 \operatorname{sech}^{-1} x \, dx$.

- 9 Evaluate

$$(a) \int_1^{\infty} \frac{1}{x^3} \, dx$$

$$(b) \int_0^{\infty} \frac{1}{x^2 + 2x + 2} \, dx$$

$$(c) \int_0^{\infty} x e^{-4x} \, dx$$

$$(d) \int_1^{\infty} \frac{\ln x}{x^3} \, dx$$

$$(e) \int_0^{\infty} e^{-2x} \cos x \, dx$$

$$(f) \int_0^{\infty} e^{-2x} \cosh x \, dx$$

- 10 Evaluate

$$(a) \int_0^8 x^{-1/3} \, dx$$

$$(b) \int_{3/2}^6 \frac{1}{\sqrt{(2x-3)}} \, dx$$

$$(c) \int_0^1 \ln x \, dx$$

stating in each case the value of x for which the integrand becomes unbounded.

- 11 Use the Taylor series to show that the principal term of the truncation error of the approximation

$$f''(a) \approx [f(a+h) - 2f(a) + f(a-h)]/h^2$$

is $\frac{1}{12} h^2 f^{(4)}(a)$.

Consider the function $f(x) = xe^x$. Estimate $f''(1)$ using the approximation above with $h = 0.01$, and $h = 0.02$. Compare your answer with the true value.

- 12 A particle moves in three-dimensional space such that its position at time t (seconds) is given by the vector $(4 \cos t, 4 \sin t, 3)$ where distance is measured in metres. Find the magnitude of its velocity and acceleration.

13 The acceleration \mathbf{a} (m s^{-2}) of a particle at time t (s) is given by $\mathbf{a} = (1 + t)\mathbf{i} + t^2\mathbf{j} + 2\mathbf{k}$. At $t = 0$ its displacement \mathbf{r} is zero and its velocity \mathbf{V} (m s^{-1}) is $\mathbf{i} - \mathbf{j}$. Find its displacement at time t .

14 The temperature gradient u at a point in a solid is

$$u(x, t) = t^{-1/2}e^{-x^2/4kt}$$

where k is a constant. Verify that

$$\frac{\partial^2 u}{\partial x^2} = \frac{1}{k} \frac{\partial u}{\partial t}$$

15 Show that the surfaces defined by

$$z^2 = \frac{1}{2}(x^2 + y^2) - 1$$

and

$$z = 1/xy$$

intersect, and that they do so orthogonally.

16 The height h of the top of a pylon is calculated by measuring its angle of elevation α at a point a distance s horizontally from the base of the pylon. Find the error in h due to small errors in s and α . If s and α are taken as 20 m and 30° respectively when the correct values are 19.8 m and 30.2° , find the error and the relative error in the calculated height.

17 The resistance of a length of wire is given by

$$R = \frac{k\rho L}{D^2}$$

where k is a constant. L is increasing at a rate of $0.4\% \text{ min}^{-1}$, ρ is increasing at a rate of $0.01\% \text{ min}^{-1}$ and D is decreasing at a rate of $0.1\% \text{ min}^{-1}$. At what percentage rate is the resistance R increasing?

18 The deflection H of a metal structure can be calculated using the formula

$$H = \sqrt{\left(\frac{I\rho^4 D^2 L^3}{20g}\right)}$$

where I , ρ , D and L are the moment of inertia, density, diameter and length respectively, and g is the acceleration due to gravity. If the value of H is to remain unaltered when I increases by 0.1% , ρ by 0.2% and D decreases by 0.3% , what percentage change in L is required?

19 In the calculation of the power in an a.c. circuit using the formula $W = EI \cos \phi$, errors of $+1\%$ in I , -0.7% in E and $+2\%$ in ϕ occur. Find the percentage error in the calculated value of W when $\phi = \frac{1}{3}\pi$ rad.

20 (a) Prove that $u = x^3 - 3xy^2$ satisfies

$$\frac{\partial^2 u}{\partial x^2} + \frac{\partial^2 u}{\partial y^2} = 0$$

(b) Given

$$u = x^2 \tan^{-1}\left(\frac{y}{x}\right) - y^2 \tan^{-1}\left(\frac{x}{y}\right)$$

evaluate

$$x \frac{\partial u}{\partial x} + y \frac{\partial u}{\partial y}$$

in terms of u .

21 Verify that $z = \ln \sqrt{(x^2 - y^2)}$ satisfies the equation

$$\left(\frac{\partial z}{\partial x}\right)^2 + \frac{\partial^2 z}{\partial y \partial x} + \left(\frac{\partial z}{\partial y}\right)^2 = \frac{1}{(x - y)^2}$$

22 (a) Find the value of the positive constant c for which the function

$$y = \frac{k}{2\pi} \sin\left(\frac{\pi x}{k}\right) \sin\left(\frac{2\pi t}{k}\right)$$

satisfies the equation

$$c^2 \frac{\partial^2 y}{\partial x^2} = \frac{\partial^2 y}{\partial t^2}$$

(b) V is a function of the independent variables x and y . Given that $x = r \cos \theta$ and $y = r \sin \theta$, find $\partial V / \partial \theta$ and $\partial V / \partial r$ in terms of $\partial V / \partial x$ and $\partial V / \partial y$, and hence show that

$$\frac{\partial V}{\partial y} = \frac{1}{r} \left(r \sin \theta \frac{\partial V}{\partial r} + \cos \theta \frac{\partial V}{\partial \theta} \right)$$

and

$$\frac{\partial V}{\partial x} = \frac{1}{r} \left(r \cos \theta \frac{\partial V}{\partial r} - \sin \theta \frac{\partial V}{\partial \theta} \right)$$

23 A curve C in three dimensions is given parametrically by $(x(t), y(t), z(t))$, where t is a real parameter, with $a \leq t \leq b$. Show that the equation of

the tangent line at a point P on this curve where $t = t_0$ is given by

$$\frac{x - x_0}{x'_0} = \frac{y - y_0}{y'_0} = \frac{z - z_0}{z'_0}$$

where $x_0 = x(t_0)$, $x'_0 = x'(t_0)$, and so on.

Hence find the equation of the tangent line to the circular helix

$$x = a \cos t, \quad y = a \sin t, \quad z = at$$

at $t = \frac{1}{4}\pi$ and show that the length of the helix between $t = 0$ and $t = \frac{1}{2}\pi$ is $\pi a/\sqrt{2}$.

- 24 Show that $u = f(x + y) + g(x - y)$ satisfies the differential equation

$$\frac{\partial^2 u}{\partial x^2} - \frac{\partial^2 u}{\partial y^2} = 0$$

- 25 Show that if

$$\phi(x, t) = \frac{f(z)}{\sqrt{t}} \quad \text{and} \quad z = \frac{x}{2\sqrt{t}}$$

then

$$\frac{\partial \phi}{\partial t} = -\frac{zf'(z) + f(z)}{2t\sqrt{t}}$$

and find a similar expression for $\partial^2 \phi / \partial x^2$.

Deduce that if

$$\frac{\partial^2 \phi}{\partial x^2} = \frac{1}{k} \frac{\partial \phi}{\partial t}$$

then

$$kf''(z) + 2zf'(z) + 2f(z) = 0$$

- 26 Water waves move in the direction of the x axis with speed c . Their height h at time t is given by

$$h(t) = a \sin(x - ct)$$

where a is a constant. A small cork floats on the water and is blown by the wind in the direction of the x axis with constant velocity U . Show that the vertical acceleration of the cork at time t is given by

$$\frac{d^2 h}{dt^2} = -(U - c)^2 h$$

- 27 The components of velocity of an inviscid incompressible fluid in the x and y directions are u and v respectively, where

$$u = \frac{x^2 - y^2}{(x^2 + y^2)^2} \quad \text{and} \quad v = \frac{2xy}{(x^2 + y^2)^2}$$

Find the stream function $\psi(x, y)$ such that

$$d\psi = v dx - u dy$$

and verify that it satisfies Laplace's equation

$$\frac{\partial^2 \psi}{\partial x^2} + \frac{\partial^2 \psi}{\partial y^2} = 0$$

- 28 Show that the function

$$f(x, y) = x^2 y^2 - 5x^2 - 8xy - 5y^2$$

has one maximum and four saddle points. Sketch the part of the surface $z = f(x, y)$ that lies in the first quadrant.

- 29 Determine the position and nature of the stationary points on the surface

$$z = e^{-(x+y)}(3x^2 + y^2)$$

- 30 A trough of capacity 1 m^3 is to be made from sheet metal in the shape shown in Figure 9.28. Calculate the dimensions that use the least amount of metal. (Hint: Set $y = xY$ and $z = xZ$ and show that the area of sheet metal needed is

$$\frac{2(1+Y \cos \theta)Y \sin \theta + (2Y+1)Z}{[(1+Y \cos \theta)YZ \sin \theta]^{2/3}})$$

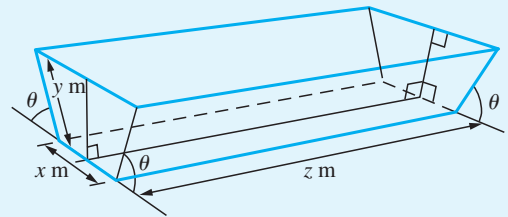


Figure 9.28 Trough of Question 30.

- 31 Find the critical points of the function

$$z = 12xy - 3xy^2 - x^3$$

and identify the character of each point.

- 32 Find the local maxima and minima of the function

$$f(x, y) = y^2 - 8x + 17$$

subject to the constraint

$$x^2 + y^2 = 9$$

- 33 A nonlinear spring has a restoring force which is proportional to the cube of the displacement x .

The period T of oscillation from an initial displacement a is given by

$$T = 4\sqrt{2} \int_0^a \frac{1}{\sqrt{(a^4 - x^4)}} dx$$

Use the substitution $x^2 = a^2 \sin \theta$ to transform this integral to give

$$T = \frac{2\sqrt{2}}{a} \int_0^{\pi/2} \sin^{-1/2} \theta d\theta$$

Use the recurrence relation

$$(r+1)F(r) = (r+2)F(r+2)$$

where

$$F(r) = \int_0^{\pi/2} \sin^r x dx, \quad r > -1$$

to show that

$$T = \frac{42\sqrt{2}}{5a} \int_0^{\pi/2} \sin^{7/2} \theta d\theta$$

and use the trapezium rule to evaluate this integral.

- 34 The period T of oscillation of a simple pendulum of length l is given by

$$T = 4 \sqrt{\left(\frac{l}{g}\right)} \int_0^{\pi/2} \frac{1}{\sqrt{(1 - \sin^2 \frac{1}{2} \alpha \sin^2 \phi)}} d\phi$$

by expanding the integrand as a power series in $\sin^2 \frac{1}{2} \alpha$ show that

$$T = 2\pi \sqrt{\left(\frac{l}{g}\right)} \left[1 + 4\sin^2 \frac{1}{2} \alpha + \frac{9}{64} \sin^4 \frac{1}{2} \alpha + \dots\right]$$

- 35 (a) An oil tanker runs aground on a reef and its tanks rupture. Assuming that the oil forms a layer of uniform thickness on the sea and that the rate of spill is constant, show that the rate at which the radius r of the outer boundary of the oil spill increases in still water is proportional to $1/r$.

(b) The spillage takes place in a current flowing north with constant speed V . Assuming that the velocity of the oil with the current is the vector sum of the velocity of the oil in still water and the velocity of the current, show that the velocity (u, v) of the oil at the point (x, y) relative to the stricken tanker is given by

$$u = \frac{kx}{x^2 + y^2}, \quad v = V + \frac{ky}{x^2 + y^2}$$

where k is a constant of proportionality and the x and y axes are drawn in the easterly and northerly directions (see Figure 9.29).

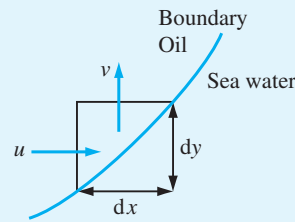


Figure 9.29

(c) Deduce that the most southerly point $(0, -c)$ reached by the oil slick is given by $c = k/V$.

(d) Show that, after a large interval of time, the oil slick occupies a region whose boundary $y = f(x)$ is the solution of the differential equation

$$\frac{dy}{dx} = \frac{x^2 + y^2 + cy}{cx}$$

that also satisfies the condition $y = -c$ at $x = 0$.

(e) Use the substitution $y = xz$ to transform the differential equation and initial conditions of part (d) to the differential equation

$$c \frac{dz}{dx} = 1 + z^2 \quad (9.59)$$

where $z \rightarrow -\infty$ as $x \rightarrow 0+$.

(f) Show that the solution of (9.59) together with the boundary condition is $z = -\cot \frac{x}{c}$. Hence find y and sketch its graph.

10

Introduction to Ordinary Differential Equations

Chapter 10 Contents

10.1	Introduction	790
10.2	Engineering examples	790
10.3	The classification of ordinary differential equations	795
10.4	Solving differential equations	799
10.5	First-order ordinary differential equations	806
10.6	Numerical solution of first-order ordinary differential equations	825
10.7	Engineering application: analysis of damper performance	834
10.8	Linear differential equations	839
10.9	Linear constant-coefficient differential equations	851
10.10	Engineering application: second-order linear constant-coefficient differential equations	864
10.11	Numerical solution of second- and higher-order differential equations	878
10.12	Qualitative analysis of second-order differential equations	885
10.13	Review exercises (1–35)	890

10.1 Introduction

The essential role played by mathematical models in both engineering analysis and engineering design has been noted earlier in this book. It often happens that, in creating a mathematical model of a physical system, we need to express such relationships as ‘the acceleration of A is directly proportional to B’ or ‘changes in D produce proportionate changes in E with constant of proportionality F’. Such statements naturally give rise to equations involving derivatives and integrals of the variables in the model as well as the variables themselves. Equations which introduce derivatives are called **differential equations**. This chapter starts with a discussion of the general characteristics of differential equations and then deals with ways of solving first-order differential equations. It is concluded by an examination of the solution of differential equations of second and higher orders.

There are two main categories of differential equation. We met, in Chapter 8, the idea of differentiation of a function of a single variable, and then, in Chapter 9, the idea of partial differentiation of functions of more than one variable. Differential equations may involve either ordinary or partial derivatives; those which involve only ordinary differentials are called **ordinary differential equations** and those involving partial differentials are **partial differential equations**, commonly abbreviated to **ODEs** and **PDEs**.

For the remainder of this chapter we shall concentrate on learning the most common techniques for solving ordinary differential equations. This is not because partial differential equations are not important in engineering. On the contrary, partial differential equations have many applications, but the methods used to solve them are significantly different from the methods used for ordinary differential equations. The solution of partial differential equations involves more advanced mathematics and is covered in the companion text *Advanced Modern Engineering Mathematics*.

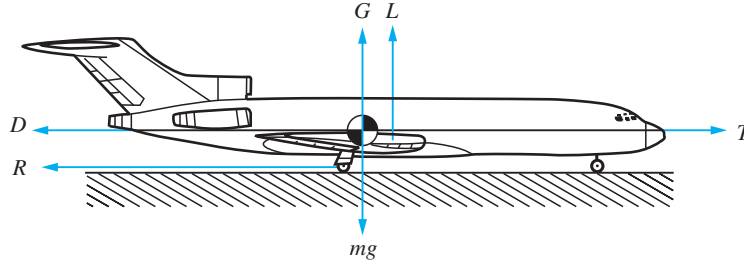
10.2 Engineering examples

First we shall give some examples of engineering problems that naturally give rise to differential equations. In due course we shall meet techniques which allow us to find solutions to these equations and hence to make predictions about the engineering systems modelled.

10.2.1 The take-off run of an aircraft

Aeronautical engineers need to be able to predict the length of runway that an aircraft will require to take off safely. To do this, a mathematical model of the forces acting on the aircraft during the take-off run is constructed, and the relationships holding between the forces are identified. Figure 10.1 shows an aircraft and the forces acting on it. If the mass of the aircraft is m , gravity causes a downward force mg . There is a ground reaction force through the wheels, denoted by G , and an aerodynamic lift force L . The engines provide a thrust T , which is opposed by an aerodynamic drag D and a rolling resistance from contact with the ground R . Since the aircraft is rolling along the

Figure 10.1
Forces on an
aircraft during
the take-off run.



runway, it is not accelerating vertically, so the vertical forces are in balance and the vertical equation of motion yields

$$L + G = mg \quad (10.1)$$

On the other hand, the aircraft is accelerating along the runway, so the horizontal equation of motion is

$$T - D - R = m \frac{d^2s}{dt^2} \quad (10.2)$$

where s is the distance the aircraft has travelled along the runway.

We know from experimental evidence that both aerodynamic lift and aerodynamic drag forces on a body vary roughly as the square of the velocity of the airflow relative to the body. We shall therefore choose to model the lift and drag forces as proportional to velocity squared. The rolling resistance is also known to be roughly proportional to the reaction force between ground and aircraft. Thus we make the modelling assumptions

$$L = \alpha v^2, \quad D = \beta v^2 \quad \text{and} \quad R = \mu G$$

Substituting for L , D and R in (10.1) and (10.2) and eliminating G results in the equation

$$m \frac{d^2s}{dt^2} - (\mu\alpha - \beta)v^2 + \mu mg = T$$

or, replacing v by ds/dt ,

$$m \frac{d^2s}{dt^2} - (\mu\alpha - \beta) \left(\frac{ds}{dt} \right)^2 = T - \mu mg \quad (10.3)$$

Thus our model of the aircraft travelling along the runway provides an equation relating the first and second time derivatives of the distance travelled by the aircraft, the thrust provided by the engines and various constants – the model is expressed as a differential equation for the distance s travelled along the runway. To complete, we have to specify how the thrust varies. The thrust could, of course, vary with time (the pilot could open or close the throttles during the take-off run), and may also vary with the forward speed of the aircraft. On the other hand, we could just assume that thrust is constant. Also, the constants m , μ , α and β need to be determined. This information might be provided by measurements on the aircraft or on scale models of it, by other calculations or by engineers' estimates.

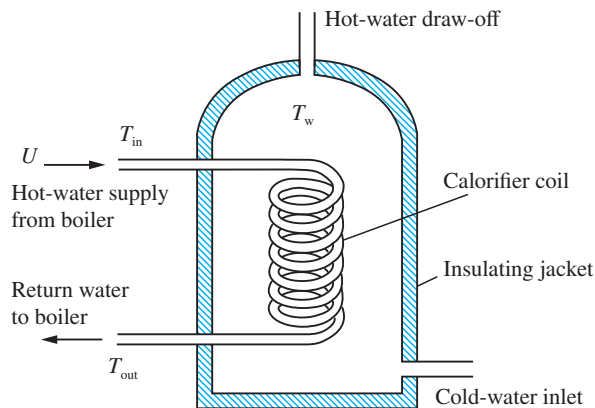
Once the model is complete it could be used, for instance, to predict the length of runway needed by the aircraft to attain flying speed. Flying speed is the speed at which

the lift (αv^2) is equal to the weight (mg) of the aircraft. For a real aircraft our model would probably need to be made more elaborate, including, for instance, the angle of attack of the wing, which would change during the take-off run as the balance between aerodynamic and ground forces changed and as the pilot (or autopilot) changed the control surface settings.

10.2.2 Domestic hot-water supply

The second example involves modelling the heating of water in a hot-water storage tank. Figure 10.2 shows schematically an ‘indirect’ domestic hot-water tank. In this design of a hot-water system the central heating boiler, or other primary source of heat, supplies hot water to a calorifier (which takes the form of a coiled pipe) inside the hot-water storage tank. The main mass of water in the tank is then heated by the hot water passing through the calorifier coil. We wish to calculate how quickly the hot water in the tank will heat up.

Figure 10.2
An ‘indirect’
hot-water tank.



We shall assume that, to a good approximation, during heating, convection ensures that the main mass of water in the tank is well mixed and at a uniform temperature T_w . The heating water flows into the calorifier at a speed U at a temperature T_{in} . The outflow from the calorifier is at temperature T_{out} . The cross-sectional area of the calorifier tube is A . The mass flowrate of heating water through the calorifier is therefore ρAU , where ρ is the density of water, and the rate of heat loss from the heating water is $\rho AU(T_{in} - T_{out})c$, where c is the specific heat of water. The heat capacity of the main mass of water in the tank is ρVc , where V is the volume of the tank, and so the rate of gain of heat in the main mass of water is given by

$$\rho Vc \frac{dT_w}{dt}$$

The tank is well insulated, so, to a first approximation, we shall assume that the heat loss from the external shell of the tank is negligible. The rate of heat gain of the main mass of water is therefore equal to the rate of heat loss from the heating water; that is,

$$AU(T_{in} - T_{out}) = V \frac{dT_w}{dt} \quad (10.4)$$

where it is assumed that no hot water is being drawn off.

We should also expect that the difference in temperature of the heating water flowing into and that flowing out of the calorifier will be greater the cooler the mass of water in the tank. If we assume direct proportionality of these two quantities, we may express this modelling assumption as

$$T_{\text{in}} - T_{\text{out}} = \alpha(T_{\text{in}} - T_w) \quad (10.5)$$

where α is a constant of proportionality. Eliminating T_{out} between (10.4) and (10.5) leads to the equation

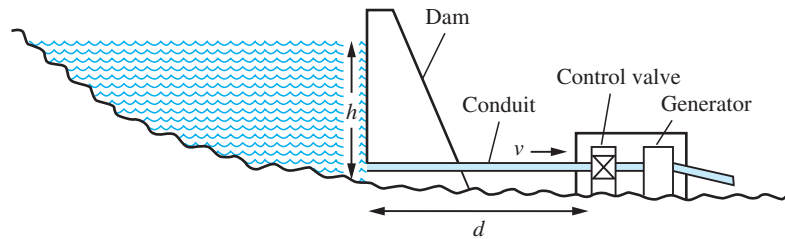
$$V \frac{dT_w}{dt} + AU\alpha T_w = AU\alpha T_{\text{in}} \quad (10.6)$$

Thus we have a differential equation relating the temperature of the water in the tank and its derivative with respect to time to the temperature of the heating water supplied by the boiler. The equation also involves various constants determined by the characteristics of the system. We shall see later, in Question 35, Exercises 10.5.11, how this equation can be solved to find T_w as a function of time.

10.2.3 Hydro-electric power generation

Our third example is drawn from the sphere of hydraulic engineering. Figure 10.3 shows a cross-section through a hydro-power generation plant. Water, retained behind a dam, is drawn off through a conduit and drives a generator. In order to control the power generated, there is also a control valve in series with the generator. The conduit from the dam to the generator is typically quite long and of considerable cross-section, so that it contains many tonnes of water. Hence, when the control valve is opened or closed, the power generated does not increase or decrease instantaneously. Because of the large mass of water in the conduit that must be accelerated or decelerated, the system may take several minutes or even tens of minutes to attain its new equilibrium flowrate and power generation level. We wish to predict the behaviour of the system when the control valve setting is changed.

Figure 10.3
A hydro-electric
generation plant.



The pressure at the entry to the conduit will be atmospheric plus ρgh , where ρ is the density of the water in the dam and h is the depth of the entry below the water surface. It is known that for flow in pipes, to a good approximation, the volume flowrate is proportional to the pressure differential between the ends of the pipe. We shall express this as

$$Q = \alpha \Delta p_1$$

where Q is the volume flowrate through the conduit, α is a constant and Δp_1 is the pressure difference between the two ends of the conduit. It is also known that the pressure

loss across a turbine such as the generator in this case is proportional to the discharge (volume flow through the turbine), so we can write

$$\Delta p_2 = \beta Q$$

where Δp_2 is the pressure loss across the generator and β is a characteristic of the generator. The discharge of the turbine must, of course, be equal to the flowrate through the conduit feeding the turbine. In a similar way, the pressure differential across a control valve is also proportional to its discharge, so we have

$$\Delta p_3 = \gamma Q$$

where Δp_3 is the pressure loss across the valve and γ is a constant whose value will vary with the setting of the control valve. The total pressure differential between the entry to the conduit and the exit from the control valve is ρgh . Hence the pressure differential between the ends of the conduit is $\rho gh - \Delta p_2 - \Delta p_3$. If this exceeds Δp_1 , the pressure differential needed to maintain the flow through the conduit at its current level, then the mass of water in the conduit will accelerate and the volume flowrate through the system will increase; if it is less than Δp_1 , then the mass of water will decelerate and the volume flow will decrease. The net force on the mass of water in the conduit is the excess pressure differential multiplied by the cross-sectional area of the conduit, A , say. The mass of water is ρAd , where d is the length of the conduit, and Q , the volume flowrate, is vA , where v is the velocity of the water in the conduit. Thus we can write

$$(\rho gh - \Delta p_1 - \Delta p_2 - \Delta p_3)A = \rho dA \frac{dv}{dt}$$

Assuming that the cross-sectional area of the conduit is constant and substituting for Δp_1 , Δp_2 and Δp_3 , we can rewrite this as

$$\left(\rho gh - \frac{Q}{\alpha} - \beta Q - \gamma Q \right) A = \rho d \frac{dQ}{dt}$$

that is,

$$\frac{\rho d}{A} \frac{dQ}{dt} + \left(\frac{1}{\alpha} + \beta + \gamma \right) Q = \rho gh \quad (10.7)$$

We find that this simple model of the hydro-power generation system results in an equation involving the volume flowrate through the system and its time derivative and, of course, various constants expressing physical characteristics of the system. One of these constants, γ , is determined by the setting of the valve controlling the whole system. Again we will see later (Question 36, Exercises 10.5.11) how (10.7) can be solved to find the flowrate Q as a function of time.

10.2.4 Simple electrical circuits

The fourth example comes from electrical engineering. A resistor, an inductor and a capacitor are connected in a series circuit with a switch and battery, as shown in Figure 10.4. The switch is a spring-biased one that, when released, moves immediately on to contact B. While the switch is held against contact A, a current flows in the circuit. When it is released, the circuit must eventually become quiescent, with no current flowing. What is the manner of the decay to the quiescent state?

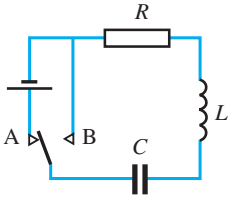


Figure 10.4
An inductor, capacitor,
resistor (*LCR*)
electrical circuit.

We know from experiment that the relation $V = iR$ holds between the potential difference across the resistor and the current flowing through a pure resistor of resistance R . In the same way, we know that for a pure capacitor of capacitance C we have $V = q/C$, where V is the potential difference across the capacitor and q is the charge on it, and that for a pure inductor of inductance L we have $V = L di/dt$. If we assume that the circuit components are a pure resistor, inductor and capacitor respectively, and that the switch and the wires joining the components have negligible resistance, capacitance and inductance, then, when the switch is in contact with B, the total potential difference around the circuit must be zero and we have

$$L \frac{di}{dt} + Ri + \frac{q}{C} = 0$$

This differential equation appears to relate two different quantities: the current i flowing in the circuit and the charge q on the capacitor. Of course, these two quantities are not independent. If the current is flowing then the charge on the capacitor must be increasing or decreasing (depending on the direction in which the current is flowing). The principle of conservation of charge tells us that the current is equal to the rate of change of charge; that is, we must have

$$i = \frac{dq}{dt} \quad (10.8)$$

We can use this in one of two ways: either to eliminate q , in which case we obtain the integro-differential equation

$$L \frac{di}{dt} + Ri + \frac{1}{C} \int i dt = 0$$

or to eliminate i , in which case we obtain the differential equation

$$L \frac{d^2q}{dt^2} + R \frac{dq}{dt} + \frac{1}{C} q = 0$$

Alternatively, differentiating either of these equations with respect to time, we obtain

$$L \frac{d^2i}{dt^2} + R \frac{di}{dt} + \frac{1}{C} i = 0 \quad (10.9)$$

The equations are, of course, equivalent, but the final form is probably the most usual and most tractable of the three.

Thus we have found that a simple analysis of an *LCR* electrical circuit results in a differential equation for one of the variables: either the charge on the capacitor in the circuit or the current in the circuit. Once the equation has been solved to yield one of these, the other can be obtained from (10.8). Equation (10.9) is an example of a type of differential equation which occurs widely in engineering applications. A general method for solving such equations will be developed later (see Section 10.8).

10.3 The classification of ordinary differential equations

In the previous section we created mathematical models of problems chosen from different areas of engineering science. Each gave rise to an ordinary differential equation.

There are many techniques for solving differential equations – different methods being applicable to different kinds of equation – so, before we go on to study these methods, it is necessary to understand the various categories and classifications of ordinary differential equations. We shall then be in a position to recognize the overall characteristics of an equation and identify which techniques will be useful in its solution.

10.3.1 Independent and dependent variables

The first type of classification we must understand is that of the variables occurring in a differential equation. The variables with respect to which differentiation occurs are called **independent variables** while those that are differentiated are **dependent variables**. This terminology reflects the fact that what a differential equation actually expresses is the way in which the dependent variable (or variables) depends on the independent variable. A single ordinary differential equation has one independent variable and one dependent variable. In much the same way as algebraic equations may occur in sets that must be solved simultaneously, we can also have sets of coupled ordinary differential equations. In this case there will be a single independent variable but more than one dependent variable.

Example 10.1

In the ordinary differential equation

$$\frac{d^2f}{dx^2} - 4x \frac{df}{dx} = \cos 2x$$

the independent variable is x and the dependent variable is f . In the pair of coupled ordinary differential equations

$$4 \frac{dx}{dt} + 3 \frac{dy}{dt} - x + 2y = \cos t$$

$$6 \frac{dx}{dt} - 2 \frac{dy}{dt} - 2x + y = 2 \sin t$$

the independent variable is t and the dependent variables are x and y .

10.3.2 The order of a differential equation

Another classification of differential equations is in terms of their order. The **order of a differential equation** is the degree of the highest derivative that occurs in the equation. The order of an equation is not affected by any power to which the derivatives may be raised.

Example 10.2

$$\frac{d^2f}{dx^2} - 4x \frac{df}{dx} = \cos 2x$$

is a second-order ordinary differential equation. The coupled ordinary differential equations

$$4 \frac{dx}{dt} + 3 \frac{dy}{dt} - x + 2y = \cos t$$

$$6 \frac{dx}{dt} - 2 \frac{dy}{dt} - 2x + y = 2 \sin t$$

are both first-order equations as is the equation

$$\left(\frac{dx}{dt}\right)^2 + 4\frac{dx}{dt} = 0$$

despite the term in $(dx/dt)^2$.

10.3.3 Linear and nonlinear differential equations

Differential equations are also classified as linear or nonlinear. We may informally define **linear equations** as those in which the dependent variable or variables and their derivatives do not occur as products, raised to powers or in nonlinear functions. We shall meet a more formal definition of a linear differential equation later (see Section 10.8). **Nonlinear equations** are those that are not linear. Linear equations are an important category, since they have useful simplifying properties. Many of the nonlinear equations that occur in engineering science cannot be solved easily as they stand, but can be solved, for practical engineering purposes, by the process of replacing them with linear equations that are a close approximation – at least in some region of interest – and then studying the solution of the linear approximation. We shall see more of this later.

Example 10.3

$$\frac{d^2f}{dx^2} - 4x\frac{df}{dx} = \cos 2x$$

and the coupled differential equations

$$4\frac{dx}{dt} + 3\frac{dy}{dt} - x + 2y = \cos t$$

$$6\frac{dx}{dt} - 2\frac{dy}{dt} - 2x + y = 2\sin t$$

are linear ordinary differential equations.

$$\left(\frac{dx}{dt}\right)^2 + 4\frac{dx}{dt} = 0$$

$$\frac{d^2x}{dt^2} + x\frac{dx}{dt} = 4\sin t$$

$$4\frac{dx}{dt} + \sin x = 0$$

are all nonlinear differential equations, the first because the derivative dx/dt is squared, the second because of the product between the dependent variable x and its derivative, and the third because of the nonlinear function, $\sin x$, of the dependent variable.

10.3.4 Homogeneous and nonhomogeneous equations

There is a further classification that can be applied to linear equations: the distinction between homogeneous and nonhomogeneous equations. In all the examples we have presented so far the differential equations have been arranged so that all terms containing the dependent variable occur on the left-hand side of the equality sign, and those terms that involve only the independent variable and constant terms occur on the right-hand side. This is a standard way of arranging terms, and aids in the identification of equations. Specifically, when linear equations are arranged in this way, those in which the right-hand side is zero are called **homogeneous equations** and those in which it is non-zero are **nonhomogeneous equations**. Expressed another way, each term in a homogeneous equation involves the dependent variable or one of its derivatives. In a nonhomogeneous equation there is at least one term that does not contain the independent variable or any of its derivatives.

Example 10.4

The equations

$$\frac{dx}{dt} + 4x = 0$$

and

$$4\frac{dx}{dt} + (\sin t)x = 0$$

are both homogeneous ordinary differential equations, while

$$\frac{d^2x}{dt^2} + t\frac{dx}{dt} = 4\sin t$$

and

$$\frac{d^2f}{dx^2} - 4x\frac{df}{dx} = \cos 2x$$

are both nonhomogeneous ordinary differential equations.

Example 10.5

Classify the equations (10.3), (10.6), (10.7) and (10.9) derived in the engineering examples of Section 10.2.

Solution

- (a) Equation (10.3) is a second-order nonlinear ordinary differential equation whose dependent variable is s and whose independent variable is t .
- (b) Equation (10.6) is a first-order linear nonhomogeneous ordinary differential equation whose dependent variable is T_w and whose independent variable is t .
- (c) Equation (10.7) is a first-order linear nonhomogeneous ordinary differential equation whose dependent variable is Q and whose independent variable is t .
- (d) Equation (10.9) is a second-order linear homogeneous ordinary differential equation whose dependent variable is i and whose independent variable is t .

10.3.5 Exercises

- 1 State the order of each of the following differential equations and name the dependent and independent variables. Classify each equation as linear homogeneous, linear nonhomogeneous or nonlinear differential equations.

(a) $\frac{dx}{dt} + 2x = 0$

(b) $\frac{d^2x}{dt^2} + 2\frac{dx}{dt} + 3x = 0$

(c) $\left(\frac{dx}{dt}\right)^2 + x = 0$

(d) $\frac{dx}{dt} + 2x = t^2$

(e) $\frac{d^2x}{dt^2} + \frac{dx}{dt} - 4x = \cos t + e^t$

- 2 Classify the following differential equations as linear homogeneous, linear nonhomogeneous or nonlinear differential equations, state their order and name the dependent and independent variables.

(a) $\frac{d^2p}{dz^2} \frac{dp}{dz} + (\sin z)p = \ln z$

(b) $\frac{d^2s}{dt^2} + (\sin t)\frac{ds}{dt} + (t + \cos t)s = e^t$

(c) $\left(\frac{d^3p}{dy^3}\right)^{1/2} + 4\frac{d^2p}{dy^2} - 6\frac{dp}{dy} + 8p = 0$

(d) $\frac{dr}{dz} + z^2 = 0$

(e) $\frac{dx}{dt} = f(t)x$

(f) $\frac{dx}{dt} = f(t)x + g(t)$

(g) $\frac{d^3p}{dq^3} + \frac{d^2p}{dq^2}p + 4q^2 = 0$

(h) $\frac{d^2x}{dy^2} = \frac{y}{x^2 - 1}$

(i) $(\sin z)\frac{dy}{dz} + \frac{\cos z}{z}y = 0$

10.4 Solving differential equations

So far we have said that differential equations are equations which express relationships between a dependent variable and the derivatives of that variable with respect to the independent variable. We are now going to study some methods of solving differential equations. First, though, we should give some thought to exactly what form we expect that solution to take.

When we solve an algebraic equation we expect the solution to be a number (for example, the solution of the equation $4x + 9 = 7$ is $x = -\frac{1}{2}$) or, perhaps, a set of numbers (for example, the solution of a cubic polynomial equation like $x^3 - 5x^2 + 8x - 12 = 0$ is that x is one of a set of three real or complex numbers). Again, equations involving vectors and matrices have solutions that are constant vectors or one of a set of constant vectors. Differential equations, on the other hand, are equations involving not a simple scalar or vector variable but a function and its derivatives. The solution of a differential equation is, therefore, not a single value (or one from a set of values) but a function (or a family of functions). With this in mind let us proceed.

10.4.1 Solution by inspection

The solution to some differential equations can be obtained by recalling some results about differentiation.

Example 10.6

Faced with the differential equation

$$\frac{dx}{dt} = -4x \quad (10.10)$$

we might recall that if $x(t) = e^{-4t}$ then

$$\frac{dx}{dt} = -4e^{-4t} = -4x$$

In other words, the function $x(t) = e^{-4t}$ is a solution of the differential equation.

Example 10.7

The differential equation

$$\frac{d^2x}{dt^2} + \lambda^2x = 0 \quad (10.11)$$

may be solved by recollecting that

$$\frac{d^2}{dt^2}(\sin \alpha t) = -\alpha^2 \sin \alpha t$$

Therefore, the function $x(t) = \sin \lambda t$ satisfies the differential equation.

Many differential equations can be solved by inspection in a similar manner to Examples 10.6 and 10.7. Solution by inspection requires the recognition of the equation and its connection to a familiar result in differentiation. It is therefore dependent upon experience and inspiration, and for this reason is only practical for solving the simplest differential equations. In this chapter, reference to both MATLAB and MAPLE is retained.



MATLAB can readily solve differential equations like these. In MATLAB, analytic solutions of differential equations are computed using the `dsolve` command. The general solution of the first-order differential equation

$$\frac{dx}{dt} = f(t, x)$$

is given by the commands

```
syms x{t}
dsolve(equation)
```

So, to solve Example 10.6, we would use

```
dsolve(diff(x,t) == -4*x)
```

The answer returned by MATLAB is $C1 \cdot \exp(-4 \cdot t)$. $C1$ indicates an arbitrary constant. The reason for this will become apparent in the next section. To solve Example 10.7 we could use

```
syms x(t) lambda
dsolve(diff(x,t,2) + lambda^2*x == 0)
```

10.4.2 General and particular solutions

Examples 10.6 and 10.7 also illustrate a pitfall of solving equations in this way. The function $x(t) = e^{-4t}$ is certainly a solution of the equation in Example 10.6, but so is the function $x(t) = Ae^{-4t}$, where A is an arbitrary constant. The function $x(t) = \sin \lambda t$ is certainly a solution of the equation in Example 10.7, but so is the function $x(t) = A \sin \lambda t + B \cos \lambda t$, where A and B are arbitrary constants. Differential equations in general have this property – the most general function that will satisfy the differential equation contains one or more arbitrary constants. Such a function is known as the **general solution** of the differential equation. Giving particular numerical values to the constants in the general solution results in a **particular solution** of the equation. The general solution normally contains a number of arbitrary constants equal to the order of the differential equation.

Example 10.8

Find the general solution of the differential equation

$$\frac{d^2x}{dt^2} = t - 3e^{3t}$$

Solution This differential equation can be solved by twice integrating both sides, remembering that each time we integrate the right-hand side an unknown constant of integration is introduced. Thus integrating

$$\frac{d^2x}{dt^2} = t - 3e^{3t}$$

twice we have

$$\frac{dx}{dt} = \frac{1}{2}t^2 - e^{3t} + A$$

and

$$x(t) = \frac{1}{6}t^3 - \frac{1}{3}e^{3t} + At + B$$

This solution contains two arbitrary constants, A and B . The equation $\frac{d^2x}{dt^2} = t - 3e^{3t}$ is a second-order differential equation so, as a general rule, we would expect two constants.

When solving differential equations, we should, as a rule, seek the most general solution that is compatible with the constraints imposed by the problem. If we do not do this, we run the risk of neglecting some feature of the problem which may have serious implications for the performance, efficiency or even safety of the engineering equipment or system being analysed.

10.4.3 Boundary and initial conditions

The arbitrary constants in the general solution of a differential equation can often be determined by the application of other conditions.

Example 10.9

Find the function $x(t)$ that satisfies the differential equation

$$\frac{dx}{dt} = -4x$$

and that has the value 2.5 when $t = 0$.

Solution

We noted earlier (see Section 10.4.2) that $x(t) = Ae^{-4t}$ is a solution of the differential equation

$$\frac{dx}{dt} = -4x$$

(This can be checked by differentiating $x(t)$ to find $\frac{dx}{dt}$ and substituting into the differential equation.) But the solution $x(t) = Ae^{-4t}$ does not have the value 2.5 at $t = 0$ as required by the example. We can impose the boundary condition by $x(0) = 2.5$ to give

$$Ae^{-4 \times 0} = Ae^{-0} = A = 2.5$$

so the solution that satisfies the boundary condition is $x(t) = 2.5e^{-4t}$.

Additional conditions on the solution of a differential equation such as that in Example 10.9 are called **boundary conditions**. In the special case in which all the boundary conditions are given at the same value of the independent variable, the boundary conditions are called **initial conditions**. In many circumstances it is convenient to consider a differential equation as incomplete until the boundary conditions have been specified. A differential equation together with its boundary conditions is referred to as a **boundary-value problem**, unless the boundary conditions satisfy the requirements for being initial conditions, in which case the differential equation together with its boundary conditions is referred to as an **initial-value problem**.

Example 10.10

Find the function $x(t)$ that satisfies the initial-value problem

$$\frac{d^2x}{dt^2} + \lambda^2 x = 0 \quad x(0) = 4, \quad \frac{dx}{dt}(0) = 3, \quad \lambda \neq 0$$

Solution We know from Section 10.4.2 that the general solution of this differential equation is

$$x(t) = A \sin \lambda t + B \cos \lambda t$$

We can confirm this by differentiating $x(t)$ twice and substituting into the differential equation to demonstrate that this $x(t)$ does satisfy the differential equation. With this $x(t)$ we have

$$\frac{dx}{dt} = \lambda A \cos \lambda t - \lambda B \sin \lambda t$$

Applying the initial conditions gives rise to the equations

$$0A + 1B = 4$$

$$\lambda A + 0B = 3$$

and hence to the solution

$$x(t) = \frac{3}{\lambda} \sin \lambda t + 4 \cos \lambda t$$

which is the particular solution of the initial-value problem.

Example 10.11

Find the function $x(t)$ that satisfies the boundary-value problem

$$\frac{d^2x}{dt^2} + \lambda^2 x = 0 \quad x(0) = 4, \quad \frac{dx}{dt} \left(\frac{\pi}{\lambda} \right) = 3, \quad \lambda \neq 0$$

Solution As in the previous example, the general solution of the differential equation is

$$x(t) = A \sin \lambda t + B \cos \lambda t$$

and so

$$\frac{dx}{dt} = \lambda A \cos \lambda t - \lambda B \sin \lambda t$$

Applying the boundary conditions gives rise to the equations

$$0A + 1B = 4$$

$$-\lambda A + 0B = 3$$

and hence to the particular solution

$$x(t) = -\frac{3}{\lambda} \sin \lambda t + 4 \cos \lambda t$$

Obviously, since a first-order differential equation has only one arbitrary constant in its solution, only one boundary condition is needed to determine the constant, and so the boundary condition of a first-order equation can always be treated as an initial condition. For higher-order equations (and for sets of coupled first-order equations) the distinction between initial-value and boundary-value problems is an important one, not least because, generally speaking, initial-value problems are easier to solve than boundary-value problems.



MATLAB can both solve initial- and boundary-value problems. The boundary conditions are defined by a separate list of boundary conditions, thus for Example 10.10 we have

```
syms x(t) lambda
Dx = diff(x,t) dsolve(diff(x,t,2) + lambda^2*x, x(0) == 4,
Dx(pi/lambda) == 3)
```

10.4.4 Analytical and numerical solution

We have seen that some differential equations are so simple that they can be solved by inspection, given a reasonable knowledge of differentiation. There are many differential equations that are not amenable to solution in this way. For some of these we may be able, by the use of more complex mathematical techniques, to find a solution that expresses a functional relationship between the dependent and independent variables. We say that such equations have an **analytical solution**. In the case of other equations we may not be able to find a solution in such a form – either because no suitable mathematical technique for finding the solution exists or because there is no analytical solution. In these cases the only way of solving the equation is by the use of numerical techniques, leading to a **numerical solution**.

An analytical solution is almost always preferable to a numerical one. This is chiefly because an analytical solution is a mathematical function, and so the numerical value of the dependent variable can be computed for any value of the independent variable. In contrast with this, a numerical solution takes the form of a table giving the values of the dependent variable at a discrete set of values of the independent variable. The value of the dependent variable corresponding to any value of the independent variable not included in that discrete set can only be computed by interpolation from the table (or by repeating the whole numerical solution process, making sure the desired value of the independent variable is included in the solution set).

If the differential equation being solved contains parameters (such as the constant λ in Example 10.7) then an analytical solution of the equation will contain that parameter. The behaviour of the solution of the equation as the parameter value changes can be readily understood. For a numerical solution the parameter must be given a specific numerical value before the solution is computed. The numerical solution will then be valid only for that value of the parameter. If the behaviour of the solution as the parameter value is changed is of interest then the equation must be solved repeatedly using different parameter values.

When we obtain an analytical solution of a differential equation without its associated boundary conditions, the arbitrary constants in the solution are effectively parameters of the solution. A numerical solution to a differential equation cannot be obtained unless the boundary conditions are specified. This is one reason why it is sometimes convenient to refer to the whole problem (differential equation and boundary conditions) as a unit rather than consider the differential equation separately from its boundary conditions.

Another reason for preferring an analytical solution to a numerical one when such a solution is available is that the work required to obtain a numerical solution is generally much greater than that required to obtain an analytical one. On the other hand,

most of this greater quantity of work can be delegated to a computer (and this may sometimes be considered to be an argument for numerical solutions being preferable to analytical ones).

Finally, it should be pointed out that this somewhat simplified overview of the contrast between analytical and numerical solutions of differential equations is becoming increasingly blurred by the availability of computerized symbolic manipulation systems (often known as computer algebra systems). We shall, in the remainder of this chapter, be studying methods for both the numerical and analytical solution of ordinary differential equations.

10.4.5 Exercises

3



Give the general solution of the following differential equations. In each case state how many arbitrary constants you expect to find in the general solution. Are your expectations confirmed in practice?

(a) $\frac{dx}{dt} = 4t^2$

(b) $\frac{d^2x}{dt^2} = t^3 - 2t$

(c) $\frac{d^2x}{dt^2} = e^{4t}$

(d) $\frac{dx}{dt} = -6x$

(e) $\frac{d^3x}{dt^3} = \frac{2}{t^3} + \sin 5t$

(f) $\frac{d^2x}{dt^2} = 8x$

4



For each of the following differential equation problems, state how many arbitrary constants you would expect to find in the most general solution satisfying the problem. Find the solution and check whether your expectation is confirmed.

(a) $\frac{d^2x}{dt^2} = 4t, \quad x(0) = 2$

(b) $\frac{d^2x}{dt^2} = \sin 2t, \quad x(\frac{1}{4}\pi) = 2, \quad x(\frac{3}{4}\pi) = 2$

(c) $\frac{dx}{dt} = 4$

(d) $\frac{dx}{dt} + 2t = 0, \quad x(1) = 1$

(e) $\frac{d^2x}{dt^2} = 2e^{-2t}, \quad x(0) = a$

(f) $\frac{dx}{dt} - 2 \sin 2t = 0$

(g) $\frac{dx}{dt} = 2x, \quad x(0) = 1$

(h) $\frac{d^2x}{dt^2} - x = 0, \quad x(0) = 0, \quad x(1) = 1$

5

State which of the following problems are **under-determined** (that is, have insufficient boundary conditions to determine all the arbitrary constants in the general solution) and which are **fully determined**. In the case of fully determined problems state which are boundary-value problems and which are initial-value problems. (Do not attempt to solve the differential equations.)

(a) $4x \frac{d^2x}{dt^2} + \left(2t^2 - \frac{1}{x}\right) \frac{dx}{dt} - 4x^2t = 0, \quad x(0) = 4$

(b) $\left(\frac{d^3x}{dt^3}\right)^2 + t \frac{d^2x}{dt^2} - x \left(\frac{dx}{dt}\right)^2 = 0$

$$x(0) = 0, \quad \frac{dx}{dt}(0) = 1, \quad x(2) = 0$$

(c) $\left(\frac{dx}{dt}\right)^2 - x^2 = \sin t, \quad x(0) = a$

(d) $\frac{d^4x}{dt^4} + 4 \frac{d^3x}{dt^3} - 2 \frac{d^2x}{dt^2} + \frac{dx}{dt} - 4x = e^t$

$$x(0) = 1, \quad x(2) = 0$$

(e) $\frac{d^2x}{dt^2} - 2t \frac{dx}{dt} = t^2 - 4, \quad x(0) = 1, \quad x(2) = 0$

$$(f) \frac{d^2x}{dt^2} + 2x \left(\frac{dx}{dt} \right)^2 - \frac{x}{t} = 0$$

$$x(1) = 0, \quad \frac{dx}{dt}(1) = 4$$

$$(g) \left(\frac{d^2x}{dt^2} \right)^2 + 2t = 0, \quad \frac{dx}{dt}(2) = 1$$

$$(h) \frac{d^3x}{dt^3} \frac{dx}{dt} + x \frac{d^2x}{dt^2} = 2t^2$$

$$x(0) = 0, \quad \frac{dx}{dt}(0) = 0$$

$$(i) \left(\frac{d^3x}{dt^3} \right)^{1/2} + t \frac{d^2x}{dt^2} + x \frac{dx}{dt} - \frac{x}{t} = 0$$

$$x(1) = 1, \quad \frac{dx}{dt}(1) = 0, \quad \frac{d^2x}{dt^2}(3) = 0$$

$$(j) \frac{dx}{dt} = (x - t)^2, \quad x(4) = 2$$

$$(k) \frac{d^2x}{dt^2} - 4 \frac{dx}{dt} + 4x = \cos t, \quad x(1) = 0, \quad x(3) = 0$$

$$(l) \frac{1}{t} \frac{d^3x}{dt^3} - t^2 \left(\frac{dx}{dt} \right)^2 + x \left(\frac{dx}{dt} \right)^{1/2} - (t^2 + 4)x = 0$$

$$x(0) = 0, \quad \frac{dx}{dt}(0) = U, \quad \frac{d^2x}{dt^2}(0) = 0$$

6



A uniform horizontal beam OA, of length a and weight w per unit length, is clamped horizontally at O and freely supported at A. The transverse displacement y of the beam is governed by the differential equation

$$EI \frac{d^2y}{dx^2} = \frac{1}{2}w(a - x)^2 - R(a - x)$$

where x is the distance along the beam measured from O, R is the reaction at A, and E and I are physical constants. At O the boundary conditions are $y(0) = 0$ and $\frac{dy}{dx}(0) = 0$. Solve the differential equation. What is the boundary condition at A? Use this boundary condition to determine the reaction R . Hence find the maximum transverse displacement of the beam.



All of the differential equations in Questions 3, 4 and 6 of Exercises 10.4.5 could be solved using MATLAB.

Question 4(g) could be solved in MATLAB as

```
syms x(t)
dsolve(diff(x,t) == 2*x, x(0) == 1)
```

Now, for practice, use MAPLE or MATLAB to check your solutions to Questions 3, 4 and 6.

10.5 First-order ordinary differential equations

For the next three sections of this chapter we are going to concentrate our attention on the solution of first-order differential equations. This is not as restrictive as it might at first sight seem, since higher-order differential equations can, using a technique that we shall meet later (see Section 10.11.2), be expressed as sets of coupled first-order differential equations. Some of the methods used for the solution of first-order equations, particularly the numerical techniques, are also applicable to such sets of coupled first-order equations, and thus may be used to solve higher-order differential equations.

10.5.1 A geometrical perspective

Most first-order differential equations can be expressed in the form

$$\frac{dx}{dt} = f(t, x) \quad (10.12)$$

Expressing the equation in this form means that, for any point in the t - x plane for which $f(t, x)$ is defined, we can compute the value of dx/dt at that point. If we then do this for a grid of points in the t - x plane, we can draw a picture such as Figure 10.5. At each point a short line segment with gradient dx/dt is drawn. Such a diagram is called the **direction field** of the differential equation. Obviously, there is a gradient direction at every point of the t - x plane, but it is equally obviously only practical to draw in a finite number of them, as we have done in Figure 10.5. The equation whose direction field is drawn in Figure 10.5 is in fact

$$\frac{dx}{dt} = x(1-x)t$$

but the same process could be carried out for any equation expressible in the form (10.12).

A solution of the differential equation is a function relating x and t (that is, a curve in the t - x plane) which satisfies the differential equation. Since the solution function satisfies the differential equation, the solution curve has the property that its gradient is the same as the direction of the direction field of the equation at every point on the curve; in other words, the direction field consists of line segments that are tangential to the solution curves. With this insight, it is then fairly easy to infer what the solution curves of the equation whose direction field is shown in Figure 10.5 must look like. Some typical solution curves are shown in Figure 10.6.

By continuing this process, we could cover the whole t - x plane with an infinite number of different solution curves. Each solution curve is a particular solution of the differential equation. Since we are considering first-order equations, we expect the general solution to contain one unknown constant. Giving a specific value to that constant derives, from the general solution, one or other of the particular solution curves. In other words, the general solution, with its unknown constant, represents a **family of solution curves**. The curves drawn in Figure 10.6 are particular members of that family.

Figure 10.5
The direction field
for the equation
 $dx/dt = x(1-x)t$.

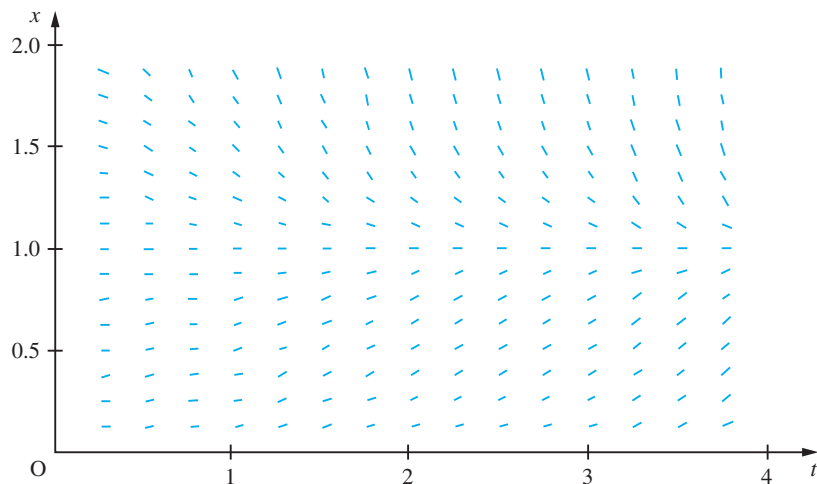
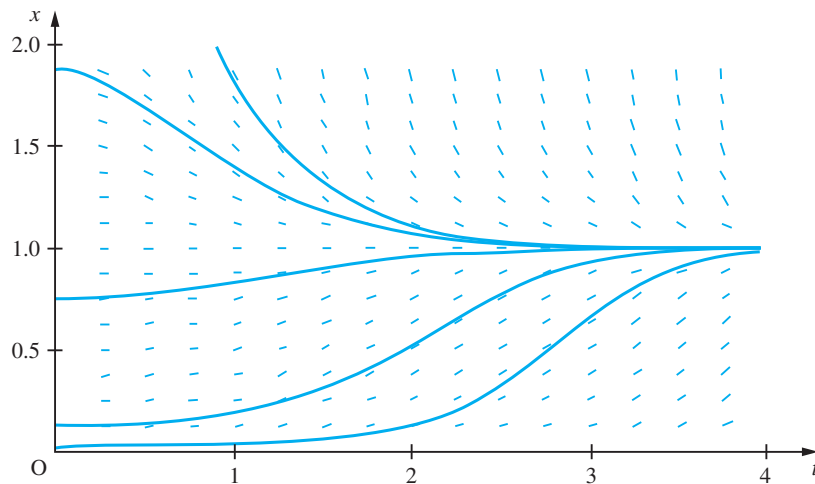


Figure 10.6
Solutions of $dx/dt = x(1-x)t$
superimposed on
its direction field.



Example 10.12

Sketch the direction field of the differential equation

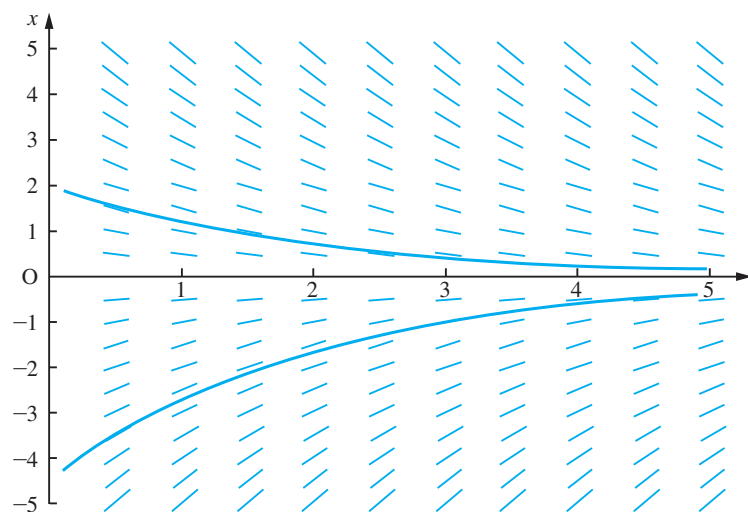
$$\frac{dx}{dt} = -\frac{1}{2}x$$

Verify that $x(t) = Ce^{-t/2}$ is the general solution of the differential equation. Find the particular solution that satisfies $x(0) = 2$ and sketch it on the direction field. Do the same with the solution for which $x(3) = -1$.

Solution

The direction field is shown in Figure 10.7. Substituting the function $x(t) = Ce^{-t/2}$ into the equation immediately verifies that it is a solution. The initial condition $x(0) = 2$ implies $C = 2$. The condition $x(3) = -1$ implies $C = -e^{3/2}$. Both of these curves are shown on Figure 10.7, and are readily seen to be in the direction of the direction field at every point.

Figure 10.7
The direction field and
some solution curves
of $dx/dt = -x/2$.



Sketching the direction field of an equation is not normally used as a way of solving a differential equation (although, as we shall see later, one of the simplest techniques for the numerical solution of ordinary differential equations may be interpreted as following lines through a direction field). It is, however, a very valuable aid to understanding the nature of the equation and its solutions. The sketching of direction fields is made very much simpler by the use of computers and particularly computer graphics. In cases of difficulty or uncertainty about the solution of a differential equation, sketching the direction field often greatly illuminates the problem.

10.5.2 Exercises

- 7 Sketch the direction field of the differential equation

$$\frac{dx}{dt} = -2t$$

Find the solution of the equation. Sketch the particular solutions for which $x(0) = 2$, and for which $x(2) = -3$, and check that these are consistent with your direction field.

- 8 Sketch the direction field of the differential equation

$$\frac{dx}{dt} = t - x$$

Verify that $x = t - 1 + Ce^{-t}$ is the solution of the equation. Sketch the solution curve for which $x(0) = 2$, and that for which $x(4) = 0$, and check that these are consistent with your direction field.

- 9 Draw the direction field of the equation



$$\frac{dx}{dt} = -\frac{2x}{t-3}$$

Sketch some of the solution curves suggested by the direction field. Verify that the general solution of the equation is $x = C/(t-3)^2$ and check that the members of this family resemble the solution curves you have sketched on the direction field.

- 10 Draw the direction field of the equation



$$\frac{dx}{dt} = \frac{1-t}{t}x$$

Sketch some of the solution curves suggested by the direction field. Verify that the general solution of the equation is $x = Cte^{-t}$ and check that the members of this family resemble the solution curves you have sketched on the direction field.

10.5.3 Solution of separable differential equations

So far we have only solved differential equations such as (10.10) and (10.11) whose solution is immediately obvious. We are now going to introduce some techniques that allow us to solve somewhat more difficult equations. These techniques are basically ways of manipulating differential equations into forms in which their solutions become obvious. The first method applies to equations that take what is known as a separable form. If the function $f(t, x)$ in the first-order differential equation

$$\frac{dx}{dt} = f(t, x)$$

is such that the equation can be manipulated (by algebraic operations) into the form

$$g(x) \frac{dx}{dt} = h(t) \quad (10.13)$$

then the equation is called a **separable equation**. We may find an expression for the solution of such equations by the following argument.

Integrating both sides of (10.13) with respect to t we have

$$\int g(x) \frac{dx}{dt} dt = \int h(t) dt \quad (10.14)$$

Now let

$$G(x) = \int g(x) dx$$

Then

$$\frac{dG(x)}{dx} = g(x)$$

and

$$\frac{d}{dt} G(x) = \frac{dG(x)}{dx} \frac{dx}{dt} = g(x) \frac{dx}{dt}$$

Integrating both sides of this equation with respect to t we have

$$G(x) = \int g(x) \frac{dx}{dt} dt$$

Hence we have

$$\int g(x) \frac{dx}{dt} dt = G(x) = \int g(x) dx$$

Finally, substituting $\int g(x) dx$ for $\int g(x) \frac{dx}{dt} dt$ in (10.14) we have

$$\int g(x) dx = \int h(t) dt \quad (10.15)$$

so we have demonstrated that if a differential equation can be manipulated into the form of (10.13) then (10.15) holds. If the functions $g(x)$ and $h(t)$ are integrable then (10.15) leads to a solution of the differential equation.

Example 10.13

Solve the equation

$$\frac{dx}{dt} = 4xt, \quad x > 0$$

Solution This equation can be written as

$$\frac{1}{x} \frac{dx}{dt} = 4t$$

and so is a separable equation. The solution is given by

$$\int \frac{dx}{x} = \int 4t dt$$

That is,

$$\ln x = 2t^2 + C$$

or

$$\begin{aligned} x &= e^{2t^2+C} = e^{2t^2} e^C \\ &= C' e^{2t^2}, \quad \text{where } C' = e^C \end{aligned}$$

Note: The cases $x < 0$ and $x = 0$ can be solved by allowing C' to be negative and zero respectively.

Note that a constant of integration has been introduced. We might expect such constants as a result of the integration of both left- and right-hand sides. However, if two constants had been introduced, they could then have been combined into one constant on either the left- or the right-hand side of the equation, so only one constant is actually necessary.

10.5.4 Exercises



MATLAB may be used to check your answers to the following questions.

- 11** Find the general solutions of the following differential equations:

(a) $\frac{dx}{dt} = kx$ (b) $\frac{dx}{dt} = 6xt^2$

(c) $\frac{dx}{dt} = \frac{bx}{t}$ (d) $\frac{dx}{dt} = \frac{a}{xt}$

- 12** Find the solutions of the following initial-value problems:

(a) $\frac{dx}{dt} = \frac{\sin t}{x^2}$, $x(0) = 4$

(b) $t^2 \frac{dx}{dt} = \frac{1}{x}$, $x(4) = 9$

- 13** Find the general solutions of the following differential equations:

(a) $\sqrt{t} \frac{dx}{dt} = \sqrt{x}$ (b) $\frac{dx}{dt} = (1 + \sin t) \cot x$

(c) $\frac{dx}{dt} = xte^{t^2}$ (d) $x^2 \frac{dx}{dt} = e^t$

(e) $\frac{dx}{dt} = ax(x-1)$ (f) $x \frac{dx}{dt} = \sin t$

- 14** Find the solutions of the following initial-value problems:

(a) $\frac{dx}{dt} = \frac{t^2 + 1}{x + 2}$, $x(0) = -2$

(b) $t(t-1) \frac{dx}{dt} = x(x+1)$, $x(2) = 2$

(c) $\frac{dx}{dt} = (x^2 - 1) \cos t$, $x(0) = 2$

(d) $\frac{dx}{dt} = e^{x+t}$, $x(0) = a$

(e) $\frac{dx}{dt} = \frac{4 \ln t}{x^2}$, $x(1) = 0$

- 15 A chemical reaction is governed by the differential equation

$$\frac{dx}{dt} = K(5 - x)^2$$

where $x(t)$ is the concentration of the chemical at time t . The initial concentration is zero and the concentration at time 5 s is found to be 2. Determine the reaction rate constant K and find the concentration at time 10 s and 50 s. What is the ultimate value of the concentration?

- 16 A skydiver's vertical velocity is governed by the differential equation

$$m \frac{dv}{dt} = mg - Kv^2$$

where K is the skydiver's coefficient of drag. If the skydiver leaves her aeroplane at time $t = 0$ with zero vertical velocity, find at what time she reaches half her final velocity.

- 17 A chemical A is formed by an irreversible reaction from chemicals B and C . Assuming that the amounts of B and C are adequate to sustain the reaction, the amount of A formed at time t is governed by the differential equation

$$\frac{dA}{dt} = K(1 - \alpha A)^2$$

If no A is present at time $t = 0$, find an expression for the amount of A present at time t .



As said elsewhere in this book, MATLAB can be used to solve any of the equations above. Sometimes the answers given may differ in exact form from those given in the 'Answers to Exercises' section at the end of this book. For instance, MATLAB give three answers to Question 14(e). This is because the differential equation can be solved to show $x(t)^3 = 12[t(\ln(t) - 1) + 1]$. There are then, of course, three cube roots of a real quantity: one real and two complex conjugates. Sometimes, the physical origins of a problem will indicate that the real root is the one of interest. In the answers in this chapter, where multiple roots exist, only the principal root is usually given.

10.5.5 Solution of differential equations of $\frac{dx}{dt} = f\left(\frac{x}{t}\right)$ form

Some differential equations, while not being in separable form, can be transformed, by means of a substitution, into separable equations. The best-known example of this is a differential equation of the form

$$\frac{dx}{dt} = f\left(\frac{x}{t}\right) \quad (10.16)$$

Note: Equations of the form (10.16) are sometimes called 'homogeneous equations', but this use of the term homogeneous is different from the definition of homogeneous equations which we gave in Section 10.3.4.

If the substitution $y = x/t$ is made then, since $x = yt$ and therefore, by the rule for differentiation of a product,

$$\frac{dx}{dt} = t \frac{dy}{dt} + y$$

we obtain

$$t \frac{dy}{dt} + y = f(y)$$

That is,

$$\frac{1}{f(y) - y} \frac{dy}{dt} = \frac{1}{t}$$

which is an equation of separable form.

Example 10.14

Solve the equation

$$t^2 \frac{dx}{dt} = x^2 + xt, \quad t > 0, x \neq 0$$

Solution Dividing both sides of the equation by t^2 results in

$$\frac{dx}{dt} = \frac{x^2}{t^2} + \frac{x}{t}$$

which is of the form (10.16). Making the substitution $y = x/t$ results in

$$t \frac{dy}{dt} + y = y^2 + y$$

that is,

$$\frac{1}{y^2} \frac{dy}{dt} = \frac{1}{t}$$

which is of separable form. The solution of this equation is given by

$$\int \frac{dy}{y^2} = \int \frac{dt}{t}$$

that is,

$$-\frac{1}{y} = \ln t + C \quad \text{or} \quad y = \frac{-1}{\ln t + C} = \frac{x}{t}$$

so

$$x = \frac{-t}{\ln t + C}$$

Note: The requirement that $t > 0$ and $x \neq 0$ means that it is valid to divide throughout by t , and later by y , in the solution process. Solutions can be obtained without these restrictions and this is left as an exercise for the reader.

10.5.6 Exercises



Again MATLAB may be used to check your answers to all the following questions.

- 18 Find the general solutions of the following differential equations:

$$(a) \quad xt \frac{dx}{dt} = x^2 + t^2 \quad (b) \quad x^2 \frac{dx}{dt} = \frac{t^3 + x^3}{t}$$

$$(c) \quad t \frac{dx}{dt} = \frac{x^2 + xt}{t}$$

- 19 Find the solution of the following initial-value problem:

$$x^3 t \frac{dx}{dt} = t^4 + x^4, \quad x(1) = 4$$

- 20 Find the general solutions of the following differential equations:

$$(a) \quad 2xt \frac{dx}{dt} = -x^2 - t^2 \quad (b) \quad t \frac{dx}{dt} = x + t \sin^2\left(\frac{x}{t}\right)$$

$$(c) \quad t \frac{dx}{dt} = \frac{3t^2 - x^2}{t - 2x} \quad (d) \quad t \frac{dx}{dt} = x + t \tan\left(\frac{x}{t}\right)$$

$$(e) \quad \frac{dx}{dt} = \frac{x + t}{x - t} \quad (f) \quad t \frac{dx}{dt} = x + te^{xt}$$

- 21 Find the solutions of the following initial-value problems:

$$(a) \quad \frac{dx}{dt} = \frac{x^3 - xt^2}{t^3}, \quad x(1) = 2$$

$$(b) \quad xt \frac{dx}{dt} = 2(x^2 + t^2), \quad x(2) = -1$$

$$(c) \quad t \frac{dx}{dt} = te^{-x/t} + x, \quad x(2) = 4$$

$$(d) \quad xt \frac{dx}{dt} = t^2 e^{-x^2/t^2} + x^2, \quad x(1) = 2$$

$$(e) \quad t^2 \frac{dx}{dt} = x^2 + 2xt, \quad x(1) = 4$$

- 22 Show that, by making the substitution $y = at + bx + c$, equations of the form

$$\frac{dx}{dt} = f(at + bx + c)$$

can be reduced to separable form. Hence find the general solutions of the following differential equations:

$$(a) \quad \frac{dx}{dt} = \frac{t - x + 2}{t - x + 3} \quad (b) \quad 2 \frac{dx}{dt} = -\frac{(t + 2x)}{t + 2x + 1}$$

$$(c) \quad \frac{dx}{dt} = \frac{1 - 2x - t}{4x + 2t} \quad (d) \quad \frac{dx}{dt} = \frac{x - t + 2}{x - t + 1}$$

$$(e) \quad \frac{dx}{dt} = 2t + x + 2 \quad (f) \quad 2 \frac{dx}{dt} = 2x - t + 5$$

$$(g) \quad \frac{dx}{dt} = 4t^2 + 4xt + x^2 - 2$$

10.5.7 Solution of exact differential equations

Some first-order differential equations are of a form (or can be manipulated into a form) that is called **exact**. Since such equations can be solved readily, it would be useful to be able to recognize them or, better still, to have a test for them. In this section we shall see how exact equations are solved, and develop a test that allows us to recognize them.

The solution of exact equations depends on the following observation: if $h(t, x)$ is a function of the variables x and t , and the variable x is itself a function of t , then, by the chain rule of differentiation,

$$\frac{dh}{dt} = \frac{\partial h}{\partial x} \frac{dx}{dt} + \frac{\partial h}{\partial t}$$

Now if a first-order differential equation is of the form

$$p(t, x) \frac{dx}{dt} + q(t, x) = 0 \quad (10.17)$$

and a function $h(t, x)$ can be found such that

$$\frac{\partial h}{\partial x} = p(t, x) \quad \text{and} \quad \frac{\partial h}{\partial t} = q(t, x) \quad (10.18)$$

then (10.17) is equivalent to the equation

$$\frac{dh}{dt} = 0$$

and the solution must be

$$h(t, x) = C$$

Example 10.15

Solve the differential equation

$$2xt \frac{dx}{dt} + x^2 - 2t = 0$$

Solution If $h(t, x) = x^2t - t^2$ then

$$\frac{\partial h}{\partial x} = 2xt \quad \text{and} \quad \frac{\partial h}{\partial t} = x^2 - 2t$$

so the differential equation takes the form

$$\frac{d}{dt}(x^2t - t^2) = 0$$

and the solution is

$$x^2t - t^2 = C$$

Assuming $t > 0$ and $C > 0$ the solution can be written as

$$x = \pm \sqrt{t \left(t + \frac{C}{t} \right)}$$

Thus we can solve equations of the form (10.17) provided that we can guess a function $h(t, x)$ that satisfies the conditions (10.18). If such a function is not immediately obvious, there are two possibilities: first there is no such function, and, secondly, there is such a function but we do not see what it is. We shall now develop a test that enables us to answer the question of whether an appropriate function $h(t, x)$ exists and a procedure that enables us to find such a function if it does exist. If

$$\frac{\partial h}{\partial x} = p(t, x) \quad \text{and} \quad \frac{\partial h}{\partial t} = q(t, x)$$

then

$$\frac{\partial p}{\partial t} = \frac{\partial^2 h}{\partial x \partial t} = \frac{\partial q}{\partial x}$$

so, for a function $h(t, x)$ satisfying (10.18) to exist, the functions $p(t, x)$ and $q(t, x)$ must satisfy

$$\frac{\partial p}{\partial t} = \frac{\partial q}{\partial x} \quad (10.19)$$

If $p(t, x)$ and $q(t, x)$ do not satisfy this condition then there is no point in seeking a function $h(t, x)$ satisfying (10.18).

If $p(t, x)$ and $q(t, x)$ do satisfy (10.19), how do we find the function $h(t, x)$ that satisfies (10.18) and thus solve the equation (10.17)? It may be that, as in Example 10.14, the function is obvious. If not, it can be obtained by solving the two equations (10.18) independently and then comparing the answers, as in Example 10.15.

Example 10.16

Solve the differential equation

$$(\ln \sin t - 3x^2) \frac{dx}{dt} + x \cot t + 4t = 0$$

Solution First, since

$$\frac{\partial}{\partial t} (\ln \sin t - 3x^2) = \cot t = \frac{\partial}{\partial x} (x \cot t + 4t)$$

an appropriate function $h(t, x)$ may exist. Now

$$\frac{\partial h}{\partial x} = \ln \sin t - 3x^2 \quad \text{gives} \quad h = x \ln \sin t - x^3 + C_1(t)$$

and

$$\frac{\partial h}{\partial t} = x \cot t + 4t \quad \text{gives} \quad h = x \ln \sin t + 2t^2 + C_2(x)$$

where $C_1(t)$ and $C_2(x)$ are arbitrary functions of t and x respectively. Comparing the two results, we see that

$$h(t, x) = x \ln \sin t - x^3 + 2t^2$$

satisfies (10.18) and so the solution of the differential equation is

$$x \ln \sin t - x^3 + 2t^2 = C$$

Notice that the solution, in this case, is not an explicit expression for $x(t)$ in terms of t , but an implicit equation relating $x(t)$ and t : to be precise, a cubic polynomial in x with coefficients which are functions of t .

If an initial condition had been given, say $x(\frac{1}{2}\pi) = 3$, we would impose that initial condition on the implicit equation resulting in a value for the constant of integration C , thus

$$x(\frac{1}{2}\pi) = 3$$

giving

$$3 \ln \sin \frac{1}{2}\pi - 3^3 + 2 \times 0^2 = C \quad \text{or} \quad 0 - 27 + 0 = C$$

so $x^3 - x \ln \sin t - 2t^2 - 27 = 0$



MATLAB can solve differential equations of the exact differential type. One drawback of such software is that it may seek an explicit solution and, in doing so, give an answer which is of a more complex form and correspondingly less easily comprehended than the solution which might be obtained by a human. For instance, solving Example 10.16, we would use

```
dsolve((log(sin(t)) - 3*x^2)*diff(x,t) +
x*cot(t) + 4*t == 0)
```

The solution given in Example 10.16 is an implicit one which takes the form of a cubic function of $x(t)$, $x(t)^3 - \ln[\sin(t)]x(t) - 2t^2 + C = 0$. There is a general method for solving cubic algebraic equations which the computer algebra packages use to derive an explicit form for $x(t)$. There are, of course, three roots of the cubic equation, all of which are much less immediately understandable than the implicit solution given above.

The questions in Exercises 10.5.8 may be tackled with MATLAB in principle. Some of the solutions derived in that way will appear different from those given in the Answers section but, with some persistence, all can be shown equivalent. Use of the `simplify` command can often be helpful.

10.5.8 Exercises



Check your answers using MATLAB whenever possible.

- 23** For each of the following differential equations determine whether they are exact equations and, if so, find the general solutions:

(a) $x \frac{dx}{dt} + t = 0$

(b) $x \frac{dx}{dt} - t = 0$

(c) $(x + t) \frac{dx}{dt} + x - t = 0$

(d) $(x - t^2) \frac{dx}{dt} - 2xt = 0$

(e) $(x - t) \frac{dx}{dt} - x + t - 1 = 0$

(f) $(2x + t) \frac{dx}{dt} + x + 2t = 0$

- 24** Find the solution of the following initial-value problems:

(a) $(x - 1) \frac{dx}{dt} + t + 1 = 0, \quad x(0) = 2$

(b) $(2x + t) \frac{dx}{dt} + x - t = 0, \quad x(0) = -1$

(c) $(2 - xt^2) \frac{dx}{dt} - x^2t = 0, \quad x(1) = 2$

(d) $\cos t \frac{dx}{dt} - x \sin t + 1 = 0, \quad x(0) = 2$

- 25** For each of the following differential equations determine whether they are exact, and, if so, find the general solution:

(a) $(x + t) \frac{dx}{dt} - x + t = 0$

(b) $\sqrt{t} \frac{dx}{dt} - xt = 0$

(c) $[\sin(x+t) + x \cos(x+t)] \frac{dx}{dt} + x \cos(x+t) = 0$

(d) $\sin(xt) \frac{dx}{dt} + \cos xt = 0$

(e) $(1 + te^{xt}) \frac{dx}{dt} + xe^{xt} = 0$

(f) $2(x + \sqrt{t}) \frac{dx}{dt} + \frac{x}{\sqrt{t}} + 1 = 0$

(g) $te^{-xt} \frac{dx}{dt} - xe^{xt} = 0$

(h) $\frac{t}{x+t} \frac{dx}{dt} + \frac{t}{x+t} + \ln(x+t) = 0$

26 Find the solutions of the following initial-value problems:

(a) $\cos(x+t) \left(\frac{dx}{dt} + 1 \right) + 1 = 0, \quad x(0) = \frac{1}{2}\pi$

(b) $3(x+2t)^{1/2} \frac{dx}{dt} + 6(x+2t)^{1/2} + 1 = 0,$
 $x(-1) = 6$

(c) $x(x^2 - t^2) \frac{dx}{dt} - t(x^2 - t^2) + 1 = 0, \quad x(0) = -1$

(d) $\frac{1}{x+t} \frac{dx}{dt} + \frac{1}{x+t} - \frac{1}{t^2} = 0, \quad x(2) = 2$

27 What conditions on the constants a, b, e and f must be satisfied for the differential equation

$$(ax + bt) \frac{dx}{dt} + ex + ft = 0$$

to be exact, and what is the solution of the equation when they are satisfied?

28 What conditions on the functions $g(t)$ and $h(t)$ must be satisfied for the differential equation

$$g(t) \frac{dx}{dt} + h(t)x = 0$$

to be exact, and what is the solution of the equation when they are satisfied?

29 For what value of k is the function $(x+t)^k$ an integrating factor for the differential equation

$$[(x+t)\ln(x+t) + x] \frac{dx}{dt} + x = 0?$$

30 For what value of k is the function t^k an integrating factor for the differential equation

$$(t^2 \cos xt) \frac{dx}{dt} + 3 \sin xt + xt \cos xt = 0?$$

10.5.9 Solution of linear differential equations

In Section 10.3.3 we defined linear differential equations. The most general first-order linear differential equation must have the form

$$\frac{dx}{dt} + p(t)x = r(t) \quad (10.20)$$

where $p(t)$ and $r(t)$ are arbitrary functions of the independent variable t . We shall first see how to solve the slightly simpler equation

$$\frac{dx}{dt} + p(t)x = 0 \quad (10.21)$$

If we multiply this equation throughout by a function $g(t)$, the resulting equation

$$g(t) \frac{dx}{dt} + g(t)p(t)x = 0$$

will be exact if

$$\frac{\partial g}{\partial t} = \frac{\partial}{\partial x}(gp_x)$$

Since g and p are functions of t only, this reduces to

$$\frac{dg}{dt} = gp$$

which is a separable equation with solution

$$\int \frac{dg}{g} = \int p(t)dt$$

That is,

$$\ln g = \int p(t)dt$$

or

$$g(t) = e^{k(t)}, \quad \text{where } k(t) = \int p(t)dt$$

Hence, multiplying (10.21) throughout by $g(t)$, we obtain

$$e^{k(t)} \frac{dx}{dt} + p(t)e^{k(t)}x = 0$$

or

$$\frac{d}{dt}(e^{k(t)}x) = 0, \quad \text{since } \frac{d}{dt}(e^{k(t)}) = e^{k(t)} \frac{d}{dt}(k(t)) = p(t)e^{k(t)}$$

Hence, integrating with respect to t , we have

$$e^{k(t)}x = C$$

so the solution can be written as

$$x = Ce^{-k(t)}$$

The function $g(t)$ is called the **integrating factor** for the differential equation. This name expresses the property that, whilst

$$\frac{dx}{dt} + p(t)x$$

is not an exact integral, the expression

$$g(t) \frac{dx}{dt} + g(t)p(t)x$$

is an exact integral. In other words, $g(t)$ is a factor which makes the expression integrable.

This technique can, in fact, be used on the full equation (10.20). In that case, multiplying by the integrating factor $g(t)$, we obtain

$$e^{k(t)} \frac{dx}{dt} + p(t)e^{k(t)}x = e^{k(t)}r(t)$$

or

$$\frac{d}{dt}(e^{k(t)}x) = e^{k(t)}r(t)$$

Then, integrating with respect to t , we have

$$e^{k(t)}x = \int e^{k(t)}r(t)dt + C$$

and the solution

$$x = e^{-k(t)} \left[\int e^{k(t)}r(t)dt + C \right] \quad (10.22)$$

Thus (10.22) is an analytical solution of (10.20). The form of the solution can be simplified considerably if $\int p(t)dt$ has a simple analytical form, as in Examples 10.17 and 10.18.

Example 10.17

Solve the first-order linear differential equation

$$\frac{dx}{dt} + tx = t$$

Solution We have shown that the integrating factor for a linear differential equation is

$$g(t) = e^{k(t)} \quad \text{where} \quad k(t) = \int p(t)dt$$

In this case

$$p(t) = t \quad \text{so} \quad k(t) = \int t dt = \frac{1}{2}t^2 \quad \text{and} \quad g(t) = e^{\frac{1}{2}t^2}$$

Multiplying both sides of the differential equation by this integrating factor we have

$$e^{\frac{1}{2}t^2} \frac{dx}{dt} + te^{\frac{1}{2}t^2}x = te^{\frac{1}{2}t^2}$$

Now the left-hand side is a perfect differential (the form of the integrating factor is chosen to make this so), so the differential equation can be written

$$\frac{d}{dt}(e^{\frac{1}{2}t^2}x) = te^{\frac{1}{2}t^2}$$

and integrating both sides of the equation with respect to t we have

$$e^{\frac{1}{2}t^2}x = \int te^{\frac{1}{2}t^2}dt = e^{\frac{1}{2}t^2} + C$$

Finally, dividing both sides by $e^{\frac{1}{2}t^2}$ we find

$$x(t) = 1 + Ce^{-\frac{1}{2}t^2}$$

Note: In evaluating $\int t dt$ for the integrating factor we have taken the constant of integration to be zero. Any other value of the constant of integration would also produce a valid (but more complicated!) integrating factor.

Example 10.18

Solve the first-order linear initial-value problem

$$\frac{dx}{dt} + \frac{1}{t}x = t, \quad x(2) = \frac{1}{3}$$

Solution We have shown that the integrating factor for a linear differential equation is

$$g(t) = e^{k(t)} \quad \text{where} \quad k(t) = \int p(t) dt$$

In this case

$$p(t) = \frac{1}{t} \quad \text{so} \quad k(t) = \int \frac{1}{t} dt = \ln t \quad \text{and} \quad g(t) = e^{\ln t} = t$$

Multiplying both sides of the differential equation by this integrating factor we have

$$t \frac{dx}{dt} + x = t^2$$

Now the left-hand side is a perfect differential, so the differential equation can be written

$$\frac{d}{dt}(tx) = t^2$$

and integrating both sides of the equation with respect to t we have

$$tx = \int t^2 dt = \frac{1}{3}t^3 + C$$

Now, dividing both sides by t , we find

$$x(t) = \frac{1}{3}t^2 + \frac{C}{t}$$

The initial value $x(2) = \frac{1}{3}$ so we must have

$$\frac{1}{3} = \frac{1}{3}4 + \frac{C}{2} \quad \text{or} \quad C = -2$$

So, finally,

$$x(t) = \frac{1}{3}t^2 - \frac{2}{t}$$



Again MATLAB can be used to solve first-order linear differential equations. The preceding examples and the exercises in the next section can all be tackled in this way. It is worth observing that this is not at all unexpected. Computer algebra packages derive their results by following standard mathematical methods, which have been programmed by the package designers. All of the analytical methods for solving differential equations described in this chapter are well known and certainly included in the spectrum of methods incorporated into the `dsolve` and related routines used by MATLAB.

10.5.10 Solution of the Bernoulli differential equations

Differential equations of the form

$$\frac{dx}{dt} + p(t)x = q(t)x^\alpha$$

are called Bernoulli differential equations. If the index α is 0 or 1 then the equation reduces to

$$\alpha = 0, \quad \frac{dx}{dt} + p(t)x = q(t)$$

$$\alpha = 1, \quad \frac{dx}{dt} + [p(t) - q(t)]x = 0$$

Both these forms are linear, first-order, differential equations which we can solve by the method of Section 10.5.9. But if α does not take either of these values then the equation is nonlinear. However, these equations can be reduced to a linear form by a substitution. Let

$$y(t) = x(t)^{1-\alpha}$$

then

$$\frac{dy}{dt} = (1 - \alpha)x^{-\alpha} \frac{dx}{dt}$$

giving

$$\frac{dx}{dt} = \frac{x^\alpha}{1 - \alpha} \frac{dy}{dt}$$

Substituting for $\frac{dx}{dt}$ in the original differential equation $\frac{dx}{dt} + p(t)x = q(t)x^\alpha$ we have

$$\frac{x^\alpha}{1 - \alpha} \frac{dy}{dt} + p(t)x = q(t)x^\alpha$$

Now dividing throughout by x^α we have

$$\frac{1}{1 - \alpha} \frac{dy}{dt} + p(t)x^{1-\alpha} = q(t)$$

But $y(t) = x(t)^{1-\alpha}$, so substituting for $x(t)^{1-\alpha}$ and multiplying throughout by $(1 - \alpha)$ we obtain

$$\frac{dy}{dt} + (1 - \alpha)p(t)y = (1 - \alpha)q(t)$$

which is a linear differential equation for $y(t)$. Hence we can solve the equation for $y(t)$ using the method of Section 10.5.9.

Example 10.19

Solve the differential equation

$$t^2x - t^3 \frac{dx}{dt} = x^4 \cos t$$

Solution First we rearrange the equation into canonical form

$$\frac{dx}{dt} - \frac{1}{t}x = \frac{\cos t}{t^3}x^4$$

We recognize this as a Bernoulli differential equation with index $\alpha = 4$, so we make the substitution

$$y(t) = x(t)^{1-4} = x(t)^{-3}$$

giving

$$\frac{dy}{dt} = -3x^{-4} \frac{dx}{dt} \quad \text{and} \quad \frac{dx}{dt} = -\frac{x^4}{3} \frac{dy}{dt}$$

Substituting into the equation we have

$$-\frac{x^4}{3} \frac{dy}{dt} - \frac{1}{t}x = -\frac{\cos t}{t^3}x^4 \quad \text{so that} \quad \frac{dy}{dt} + \frac{3}{t}x^{-3} = \frac{3 \cos t}{t^3}$$

and substituting y for x^{-3} we have

$$\frac{dy}{dt} + \frac{3}{t}y = \frac{3 \cos t}{t^3}$$

This is now seen to be a linear equation, so the integrating factor $g(t)$ is obtained by the standard method

$$p(t) = \frac{3}{t} \quad \text{giving} \quad k(t) = \int \frac{3}{t} dt = 3 \ln t \quad \text{and} \quad g(t) = e^{3 \ln t} = (e^{\ln t})^3 = t^3$$

Multiplying both sides of the differential equation by this integrating factor we have

$$t^3 \frac{dy}{dt} + 3t^2y = 3 \cos t$$

Now the left-hand side is a perfect differential, so the differential equation can be written

$$\frac{d}{dt} (t^3y) = 3 \cos t$$

and integrating both sides of the equation with respect to t we have

$$t^3y = \int 3 \cos t dt = 3 \sin t + C$$

Finally, substituting for $y(t)$ to obtain a solution for $x(t)$ we have

$$\frac{t^3}{x^3} = 3 \sin t + C \quad \text{giving} \quad x(t)^3 = \frac{t^3}{3 \sin t + C}$$

so that

$$x(t) = \sqrt[3]{\left(\frac{t^3}{3 \sin t + C} \right)}$$

10.5.11 Exercises



Check your answers using MATLAB whenever possible.

31

Find the solution of the following differential equations:

(a) $\frac{dx}{dt} + 3x = 2$

(b) $\frac{dx}{dt} - 4x = t$

(c) $\frac{dx}{dt} + 2x = e^{-4t}$

(d) $\frac{dx}{dt} + tx = -2t$

32

Find the solution of the following initial-value problems:

(a) $\frac{dx}{dt} - 2x = 3, \quad x(0) = 2$

(b) $\frac{dx}{dt} + 3x = t, \quad x(0) = 1$

$$(c) \frac{dx}{dt} - \frac{x}{t} = t^2 - 3, \quad x(1) = -1$$

- 33** Find the solutions of the following differential equations:

$$(a) \frac{dx}{dt} - x = t + 2t^2 \quad (b) \frac{dx}{dt} - 4tx = t^3$$

$$(c) \frac{dx}{dt} + \frac{2x}{t} = \cos t \quad (d) t \frac{dx}{dt} + 4x = e^t$$

$$(e) \frac{dx}{dt} - (2 \cot 2t)x = \cos t$$

$$(f) \frac{dx}{dt} + 6t^2x = t^2 + 2t^5 \quad (g) \frac{dx}{dt} - \frac{x}{t^2} = \frac{4}{t^2}$$

- 34** Find the solutions of the following initial-value problems:

$$(a) \frac{dx}{dt} - 2t(2x - 1) = 0, \quad x(0) = 0$$

$$(b) \frac{dx}{dt} = -x \ln t, \quad x(1) = 2$$

$$(c) \frac{dx}{dt} + 5x - t = e^{-2t}, \quad x(-1) = 0$$

$$(d) t^2 \frac{dx}{dt} - 1 + x = 0, \quad x(2) = 2$$

$$(e) \frac{dx}{dt} - \frac{1 - 2x}{t} = 4t + e^t, \quad x(1) = 0$$

$$(f) \frac{dx}{dt} + (x - U) \sin t = 0, \quad x(\pi) = 2U$$

- 35** Solve (10.6), which arose from the model of the heating of the water in a domestic hot-water storage tank developed in Section 10.2.2. If the water in the tank is initially at 10°C and T_m

is 80°C , what is the ratio of the times taken for the water in the tank to reach 60°C , 70°C and 75°C ?

- 36** Solve (10.7), which arose from the model of a hydro-electric power station developed in Section 10.2.3. The setting of the control valve is represented in the model by the value of the parameter γ . Derive an expression for the discharge $Q(t)$ following a sudden increase in the valve opening such that the parameter γ changes from γ_0 to $\frac{1}{2}\gamma_0$.

- 37** Find the solutions of the following differential equations:

$$(a) \frac{dx}{dt} + \frac{1}{t}x = \frac{1}{x^2}$$

$$(b) \frac{dx}{dt} + 2x = tx^2$$

$$(c) \frac{dx}{dt} - x = \frac{e^t}{x}$$

$$(d) \frac{dx}{dt} + \frac{2}{t}x = x^2$$

- 38** Find the solutions of the following initial-value problems:

$$(a) \frac{dx}{dt} + \frac{1}{t}x = t^2x^3, \quad x(1) = 1$$

$$(b) \frac{dx}{dt} + 3x = x^3, \quad x(0) = 6$$

$$(c) \frac{dx}{dt} + x = \sin t x^4, \quad x(0) = -1$$

$$(d) \frac{dx}{dt} - \frac{3}{t}x = \frac{1}{x^2}, \quad x(-1) = 1$$

10.6 Numerical solution of first-order ordinary differential equations

Having met, in the last few sections, some techniques that may yield analytical solutions for first-order ordinary differential equations, we are now going to see how first-order ordinary differential equations can be solved numerically. In this chapter we shall only study the simplest such method, Euler's method. Many more sophisticated (but also more complex) methods exist which yield solutions more efficiently, but space precludes their inclusion in this introductory treatment.

10.6.1 A simple solution method: Euler's method

In Section 10.5.1 we met the concept of the direction field of a differential equation

$$\frac{dx}{dt} = f(t, x)$$

We noted that solutions of the differential equation are curves in the t - x plane to which the direction field lines are tangential at every point. This immediately suggests that a curve representing a solution can be obtained by sketching on the direction field a curve that is always tangential to the lines of the direction field. In Figure 10.8 a way of systematically constructing an approximation to such a curve is shown.

Starting at some point (t_0, x_0) , a straight line with gradient equal to the value of the direction field at that point, $f(t_0, x_0)$, is drawn. This line is followed to a point with abscissa $t_0 + h$. The ordinate at this point is $x_0 + hf(t_0, x_0)$, which we shall call X_1 . The value of the direction field at this new point is calculated, and another straight line from this point with the new gradient is drawn. This line is followed as far as the point with abscissa $t_0 + 2h$. The process can be repeated any number of times, and a curve in the t - x plane consisting of a number of short straight line segments is constructed. The curve is completely defined by the points at which the line segments join, and these can obviously be described by the equations

$$\begin{aligned} t_1 &= t_0 + h, & X_1 &= x_0 + hf(t_0, x_0) \\ t_2 &= t_1 + h, & X_2 &= X_1 + hf(t_1, X_1) \\ t_3 &= t_2 + h, & X_3 &= X_2 + hf(t_2, X_2) \\ &\vdots & &\vdots \\ t_{n+1} &= t_n + h, & X_{n+1} &= X_n + hf(t_n, X_n) \end{aligned}$$

These define, mathematically, the simplest method for integrating first-order differential equations. It is called **Euler's method**. Solutions are constructed step by step, starting from some given starting point (t_0, x_0) . For a given t_0 each different x_0 will give rise to

Figure 10.8
The construction of a numerical solution of the equation $dx/dt = f(t, x)$.

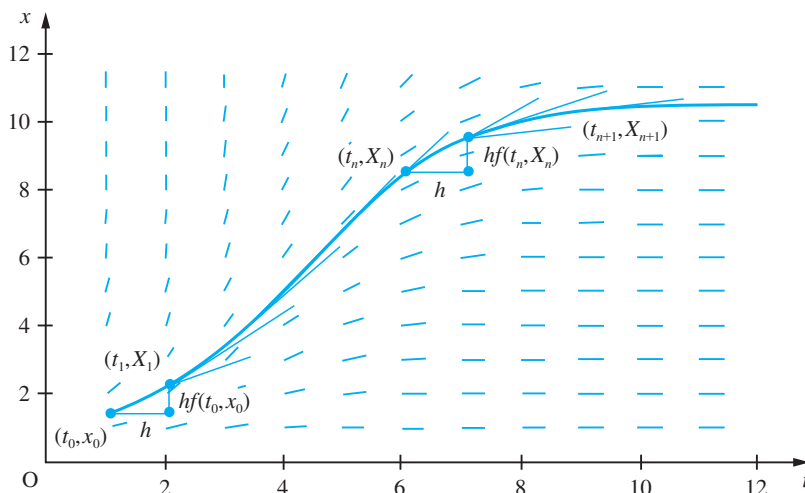
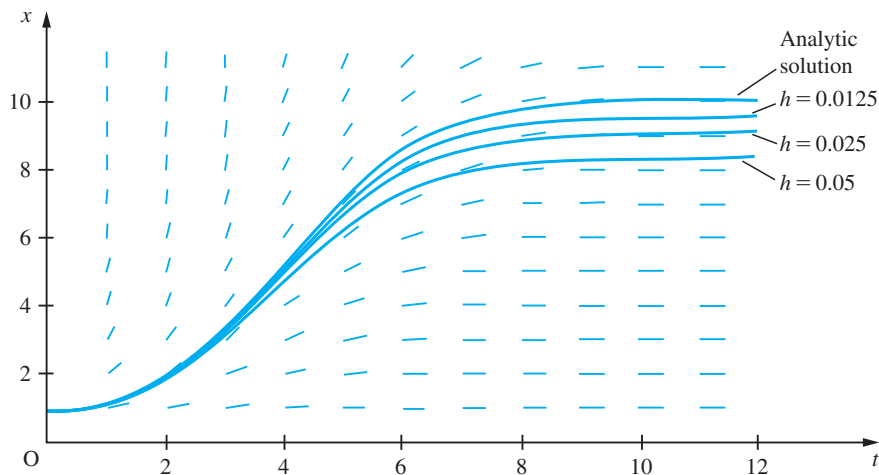


Figure 10.9
Euler's method solutions of $dx/dt = x^2te^{-t}$ for $h = 0.05, 0.025$ and 0.0125 .



a different solution curve. These curves are all solutions of the differential equation, but each corresponds to a different initial condition.

The solution curves constructed using this method are obviously not exact solutions but only approximations to solutions, because they are only tangential to the direction field at certain points. Between these points, the curves are only approximately tangential to the direction field. Intuitively, we expect that, as the distance for which we follow each straight line segment is reduced, the curve we are constructing will become a better and better approximation to the exact solution. The increment h in the independent variable t along each straight line segment is called the **step size** used in the solution. In Figure 10.9 three approximate solutions of the initial-value problem

$$\frac{dx}{dt} = x^2te^{-t}, \quad x(0) = 0.91 \quad (10.23)$$

for step sizes $h = 0.05, 0.025$ and 0.0125 are shown. These steps are sufficiently small that the curves, despite being composed of a series of short straight lines, give the illusion of being smooth curves. The equation (10.23) actually has an analytical solution, which can be obtained by separation:

$$x = \frac{1}{(1+t)e^{-t} + C}$$

The analytical solution to the initial-value problem is also shown in Figure 10.9 for comparison. It can be seen that, as we expect intuitively, the smaller the step size, the more closely the numerical solution approximates the analytical solution.

Example 10.20

The function $x(t)$ satisfies the differential equation

$$\frac{dx}{dt} = \frac{x+t}{xt}$$

and the initial condition $x(1) = 2$. Use Euler's method to obtain an approximation to the value of $x(2)$ using a step size of $h = 0.1$.

Solution The solution is obtained step by step as set out in Figure 10.10. The approximation $X(2) = 3.1162$ results.

Figure 10.10
Computational results
for Example 10.20.

t	X	$X + t$	Xt	$h \frac{X + t}{Xt}$
1.0000	2.0000	3.0000	2.0000	0.1500
1.1000	2.1500	3.2500	2.3650	0.1374
1.2000	2.2874	3.4874	2.7449	0.1271
1.3000	2.4145	3.7145	3.1388	0.1183
1.4000	2.5328	3.9328	3.5459	0.1109
1.5000	2.6437	4.1437	3.9656	0.1045
1.6000	2.7482	4.3482	4.3971	0.0989
1.7000	2.8471	4.5471	4.8400	0.0939
1.8000	2.9410	4.7410	5.2939	0.0896
1.9000	3.0306	4.9306	5.7581	0.0856
2.0000	3.1162			

10.6.2 Analysing Euler's method

We have introduced Euler's method via an intuitive argument from a geometrical understanding of the problem. Euler's method can be seen in another light – as an application of Taylor series. The Taylor series given in Section 9.4.2 applied to a function $x(t)$ gives

$$x(t + h) = x(t) + h \frac{dx}{dt}(t) + \frac{h^2}{2!} \frac{d^2x}{dt^2}(t) + \frac{h^3}{3!} \frac{d^3x}{dt^3}(t) + \dots \quad (10.24)$$

Using this formula, we could, in theory, given the value of $x(t)$ and all the derivatives of x at t , compute the value of $x(t + h)$ for any given h . If we choose a small value for h then the Taylor series truncated after a finite number of terms will provide a good approximation to the value of $x(t + h)$. Euler's method can be interpreted as using the Taylor series truncated after the second term as an approximation to the value of $x(t + h)$.

In order to distinguish between the exact solution of a differential equation and a numerical approximation to the exact solution (and it should be appreciated that all numerical solutions, however accurate, are only approximations to the exact solution), we shall now make explicit the convention that we used in the last section. The exact solution of a differential equation will be denoted by a lower-case letter and a numerical approximation to the exact solution by the corresponding capital letter. Thus, truncating the Taylor series, we write

$$X(t + h) = x(t) + h \frac{dx}{dt}(t) = x(t) + hf(t, x) \quad (10.25)$$

Applying this truncated Taylor series, starting at the point (t_0, x_0) and denoting $t_0 + nh$ by t_n , we obtain

$$X(t_1) = X(t_0 + h) = x(t_0) + hf(t_0, x_0)$$

$$X(t_2) = X(t_1 + h) = X(t_1) + hf(t_1, X_1)$$

$$X(t_3) = X(t_2 + h) = X(t_2) + hf(t_2, X_2)$$

and so on

which is just the formula for Euler's method obtained in Section 10.6.1. As an additional abbreviated notation, we shall adopt the convention that $x(t_0 + nh)$ is denoted by x_n , $X(t_0 + nh)$ by X_n , $f(t_n, x_n)$ by f_n , and $f(t_n, X_n)$ by F_n . Hence we may express Euler's method, in general terms, as the recursive rule

$$\begin{aligned} X_0 &= x_0 \\ X_{n+1} &= X_n + hF_n \quad (n \geq 0) \end{aligned}$$

The advantage of viewing Euler's method as an application of Taylor series in this way is that it gives us a clue to obtaining more accurate methods for the numerical solution of differential equations. It also enables us to analyse in more detail how accurate Euler's method may be expected to be. We can abbreviate (10.24) to

$$x(t+h) = x(t) + hf(t, x) + O(h^2)$$

where $O(h^2)$ covers all the terms involving powers of h greater than or equal to h^2 . Combining this with (10.25), we see that

$$X(t+h) = x(t+h) + O(h^2) \tag{10.26}$$

(Note that in obtaining this result we have used the fact that signs are irrelevant in determining the order of terms; that is, $-O(h^p) = O(h^p)$.) Equation (10.26) expresses the fact that at each step of the Euler process the value of $X(t+h)$ obtained has an error of order h^2 , or, to put it another way, the formula used is accurate as far as terms of order h . For this reason Euler's method is known as a **first-order method**. The exact size of the error is, as we intuitively expected, dependent on the size of h , and decreases as h decreases. Since the error is of order h^2 , we expect that halving h , for instance, will reduce the error at each step by a factor of 4.

This does not, unfortunately, mean that the error in the solution of the initial-value problem is reduced by a factor of 4. To understand why this is so, we argue as follows. Starting from the point (t_0, x_0) and using Euler's method with a step size h to obtain a value of $X(t_0 + 4)$, say, requires $4/h$ steps. At each step an error of order h^2 is incurred. The total error in the value of $X(t_0 + 4)$ will be the sum of the errors incurred at each step, and so will be $4/h$ times the value of a typical step error. Hence the total error is of the order of $(4/h)O(h^2)$; that is, the total error is $O(h)$. From this argument we should expect that if we compare solutions of a differential equation obtained using Euler's method with different step sizes, halving the step size will halve the error in the solution. Examination of Figure 10.9 confirms that this expectation is roughly correct in the case of the solutions presented there.

Example 10.21

Let X_a denote the approximation to the solution of the initial-value problem

$$\frac{dx}{dt} = \frac{x^2}{t+1}, \quad x(0) = 1$$

obtained using Euler's method with a step size $h = 0.1$, and X_b that obtained using a step size of $h = 0.05$. Compute the values of $X_a(t)$ and $X_b(t)$ for $t = 0.1, 0.2, \dots, 1.0$. Compare these values with the values of $x(t)$, the exact solution of the problem. Compute the ratio of the errors in X_a and X_b .

Solution The exact solution, which may be obtained by separation, is

$$x = \frac{1}{1 - \ln(t + 1)}$$

The numerical solutions X_a and X_b and their errors are shown in Figure 10.11. Of course, in this figure the values of X_a are recorded at every step whereas those of X_b are only recorded at alternate steps.

Again, the final column of Figure 10.11 shows that our expectations about the effects of halving the step size when using Euler's method to solve a differential equation are confirmed. The ratio of the errors is not, of course, exactly one-half, because there are some higher-order terms in the errors, which we have ignored.

Figure 10.11
Computational results
for Example 10.21.

t	X_a	X_b	$x(t)$	$ x - X_a $	$ x - X_b $	$\frac{ x - X_b }{ x - X_a }$
0.0000	1.00000	1.00000	1.00000			
0.1000	1.10000	1.10250	1.10535	0.00535	0.00285	0.53
0.2000	1.21000	1.21603	1.22297	0.01297	0.00695	0.54
0.3000	1.33201	1.34294	1.35568	0.02367	0.01275	0.54
0.4000	1.46849	1.48617	1.50710	0.03861	0.02092	0.54
0.5000	1.62252	1.64952	1.68199	0.05947	0.03247	0.55
0.6000	1.79803	1.83791	1.88681	0.08878	0.04890	0.55
0.7000	2.00008	2.05792	2.13051	0.13042	0.07259	0.56
0.8000	2.23540	2.31857	2.42593	0.19053	0.10736	0.56
0.9000	2.51301	2.63251	2.79216	0.27915	0.15965	0.57
1.0000	2.84539	3.01805	3.25889	0.41350	0.24084	0.58



Both MAPLE and MATLAB can be used to obtain numerical solutions of differential equations. Both encapsulate highly sophisticated numerical methods, which enable the production of very accurate numerical solutions.

10.6.3 Using numerical methods to solve engineering problems

In Example 10.21 the errors in the values of X_a and X_b are quite large (up to about 14% in the worst case). While carrying out computations with large errors such as these is quite useful for illustrating the mathematical properties of computational methods, in engineering computations we usually need to keep errors very much smaller. Exactly how small they must be is largely a matter of engineering judgement. The engineer must decide how accurately a result is needed for a given engineering purpose. It is then up to that engineer to use the mathematical techniques and knowledge available to

carry out the computations to the desired accuracy. The engineering decision about the required accuracy will usually be based on the use that is to be made of the result. If, for instance, a preliminary design study is being carried out, then a relatively approximate answer will often suffice, whereas for final design work much more accurate answers will normally be required. It must be appreciated that demanding greater accuracy than is actually needed for the engineering purpose in hand will usually carry a penalty in time, effort or cost.

Let us imagine that, for the problem posed in Example 10.21, we had decided we needed the value of $x(1)$ accurate to 1%. In the cases in which we should normally resort to numerical solution we should not have the analytical solution available, so we must ignore that solution. We shall suppose then that we had obtained the values of $X_a(1)$ and $X_b(1)$ and wanted to predict the step size we should need to use to obtain a better approximation to $x(1)$ accurate to 1%. Knowing that the error in $X_b(1)$ should be approximately one-half the error in $X_a(1)$ suggests that the error in $X_b(1)$ will be roughly the same as the difference between the errors in $X_a(1)$ and $X_b(1)$, which is the same as the difference between $X_a(1)$ and $X_b(1)$; that is, 0.172 66. As 1% of $X_b(1)$ is roughly 0.03, that is roughly one-sixth of the error in $X_b(1)$, we expect that a step size roughly one-sixth of that used to obtain X_b will suffice; that is, a step size $h = 0.008$ 33. In practice, of course, we shall round to a more convenient non-recurring decimal quantity such as $h = 0.008$. This procedure is closely related to the Aitken extrapolation procedure introduced earlier for estimating limits of convergent sequences and series (see Section 7.5.3).

Example 10.22

Compute an approximation $X(1)$ to the value of $x(1)$ satisfying the initial-value problem

$$\frac{dx}{dt} = \frac{x^2}{t+1}, \quad x(0) = 1$$

by using Euler's method with a step size $h = 0.008$.

Solution

It is worth commenting here that the calculations performed in Example 10.21 could reasonably be carried out on any hand-held calculator, but this new calculation requires 125 steps. To do this is on the boundaries of what might reasonably be done on a hand-held calculator, and is more suited to a computer. Repeating the calculation with a step size $h = 0.008$ produces the result $X(1) = 3.213$ 91.

We had estimated from the evidence available (that is, values of $X(1)$ obtained using step sizes $h = 0.1$ and 0.05) that the step size $h = 0.008$ should provide a value of $X(1)$ accurate to approximately 1%. Comparison of the value we have just computed with the exact solution shows that it is actually in error by approximately 1.4%. This does not quite meet the target of 1% that we set ourselves. This example therefore serves, first, to illustrate how, given two approximations to $x(1)$ derived using Euler's method with different step sizes, we can estimate the step size needed to compute an approximation within a desired accuracy, and, secondly, to emphasize that the estimate of the appropriate step size is only an *estimate*, and will not *guarantee* an approximate solution to the problem meeting the desired accuracy criterion. If we had been more

conservative and rounded the estimated step size down to, say, 0.005, we should have obtained $X(1) = 3.23043$, which is in error by only 0.9% and would have met the required accuracy criterion.

Since we have mentioned in Example 10.22 the use of computers to undertake the repetitious calculations involved in the numerical solution of differential equations, it is also worth commenting briefly on the writing of computer programs to implement those numerical solution methods. While it is perfectly possible to write informal, unstructured programs to implement algorithms such as Euler's method, a little attention to planning and structuring a program well will usually be amply rewarded – particularly in terms of the reduced probability of introducing ‘bugs’. Another reason for careful structuring is that, in this way, parts of programs can often be written in fairly general terms and can be reused later for other problems. The two pseudocode algorithms in Figures 10.12 and 10.13 will both produce the table of results in Example 10.21. The pseudocode program of Figure 10.12 is very specific to the problem posed, whereas that of Figure 10.13 is more general, better structured, and more expressive of the structure of mathematical problems. It is generally better to aim at the style of Figure 10.13.



MATLAB includes a procedural programming language with all the basic structures of such a language. The pseudocode algorithms in Figures 10.12 and 10.13 can be implemented as programs in MATLAB. But it would be perverse to do so when very much more sophisticated numerical algorithms are packaged within the standard procedures of the language. Nevertheless, the software could be used as a programming environment for implementing simple programs to complete Questions 43–45 in Exercises 10.6.4.

Figure 10.12

A poorly structured algorithm for Example 10.21.

```
x1←-1
x2←-1
write(printer,0,1,1,1)
for i is 1 to 10 do
  x1←x1 + 0.1*x1*x1/((i - 1)*0.1 + 1)
  x2←x2 + 0.05*x2*x2/((i - 1)*0.1 + 1)
  x2←x2 + 0.05*x2*x2/((i - 1)*0.1 + 1.05)
  x←-1/(1 - ln(i*0.1 + 1))
  write(printer,0.1*i,x1,x2,x,x - x1,x - x2,(x - x2)/(x - x1))
endfor
```

Figure 10.13

A better structured algorithm for Example 10.21.

```

initial_time←0
final_time←1
initial_x←1
step←0.1
t←initial_time
x1←initial_x
x2←initial_x
h1←step
h2←step/2
write(printer,initial_time,x1,x2,initial_x)
repeat
  euler(t,x1,h1,1→x1)
  euler(t,x2,h2,2→x2)
  t←t + h
  x←exact_solution(t,initial_time,initial_x)write
  (printer,t,x1,x2,x,abs(x - x1),abs(x - x2),abs((x - x2)/(x - x1)))until
  t ≥ final_time

procedure euler(t_old,x_old,step,number→x_new)
  temp_x←x_old
  for i is 0 to number - 1 do
    temp_x←temp_x + step*derivative(t_old + step*i,temp_x)
  endfor
  x_new←temp_x
endprocedure

procedure derivative(t,x → derivative)
  derivative←x*x/(t+1)
endprocedure

procedure exact_solution(t,t0,x0→exact_solution)
  c←ln(t0 + 1) + 1/x0
  exact_solution←1/(c - ln(t + 1))
endprocedure

```

10.6.4 Exercises

- 39** Find the value of $X(0.3)$ for the initial-value problem



$$\frac{dx}{dt} = x - 2t, \quad x(0) = 1$$

using Euler's method with steps of $h = 0.1$.

- 40** Find the value of $X(0.25)$ for the initial-value problem



$$\frac{dx}{dt} = xt, \quad x(0) = 2$$

using Euler's method with steps of $h = 0.05$.

- 41** Find the value of $X(1)$ for the initial-value problem



$$\frac{dx}{dt} = \frac{x}{2\sqrt{t+x}}, \quad x(0.5) = 1$$

using Euler's method with step size $h = 0.1$.

- 42** Find the value of $X(0.5)$ for the initial-value problem



$$\frac{dx}{dt} = \frac{4-t}{t+x}, \quad x(0) = 1$$

using Euler's method with step size $h = 0.05$.

- 43 Denote Euler's method solution of the initial-value problem



$$\frac{dx}{dt} = \frac{xt}{t^2 + 2}, \quad x(1) = 2$$

using step size $h = 0.1$ by $X_a(t)$, and that using $h = 0.05$ by $X_b(t)$. Find the values of $X_a(2)$ and $X_b(2)$. Estimate the error in the value of $X_b(2)$, and suggest a value of step size that would provide a value of $X(2)$ accurate to 0.1%. Find the value of $X(2)$ using this step size. Find the exact solution of the initial-value problem, and determine the actual magnitude of the errors in $X_a(2)$, $X_b(2)$ and your final value of $X(2)$.

- 44 Denote Euler's method solution of the initial-value problem



$$\frac{dx}{dt} = \frac{1}{xt}, \quad x(1) = 1$$

using step size $h = 0.1$ by $X_a(t)$, and that using $h = 0.05$ by $X_b(t)$. Find the values of $X_a(2)$ and

$X_b(2)$. Estimate the error in the value of $X_b(2)$, and suggest a value of step size that would provide a value of $X(2)$ accurate to 0.2%. Find the value of $X(2)$ using this step size. Find the exact solution of the initial-value problem, and determine the actual magnitude of the errors in $X_a(2)$, $X_b(2)$ and your final value of $X(2)$.

- 45 Denote Euler's method solution of the initial-value problem



$$\frac{dx}{dt} = \frac{1}{\ln x}, \quad x(1) = 1.2$$

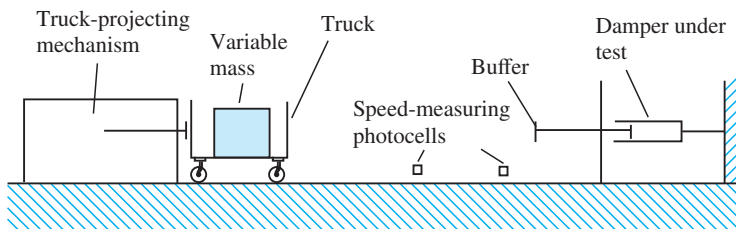
using step size $h = 0.05$ by $X_a(t)$, and that using $h = 0.025$ by $X_b(t)$. Find the values of $X_a(1.5)$ and $X_b(1.5)$. Estimate the error in the value of $X_b(1.5)$, and suggest a value of step size that would provide a value of $X(1.5)$ accurate to 0.25%. Find the value of $X(1.5)$ using this step size. Find the exact solution of the initial-value problem, and determine the actual magnitude of the errors in $X_a(1.5)$, $X_b(1.5)$ and your final value of $X(1.5)$.

10.7 Engineering application: analysis of damper performance

In this section we shall carry out a modest engineering design exercise that will illustrate the modelling of an engineering problem using first-order differential equations and the solution of that problem using the techniques we have met so far in this chapter.

A small engineering company produces, among other artefacts, hydraulic dampers for specialized applications. One of the test rigs used by the company to check the quality and consistency of the operational characteristics of its output is illustrated in Figure 10.14. A carriage carrying a mass, which can be altered to suit the damper under test, is projected along a track of very low friction at a carefully controlled speed. At the end of the track the carriage runs into a buffer which is connected to the damper under test. Immediately prior to impact the carriage passes through a pair of photocells whose output is used to measure the carriage speed accurately. The mass

Figure 10.14
The damper test apparatus.



of the buffer is very small compared with the mass of the carriage and test weight. The time/displacement history of the damper as it is compressed by the impact of the carriage is recorded digitally. The apparatus can produce time/displacement graphs and time/compression speed graphs for dampers on test.

In order to interpret the test results, the company needs to know how a damper should, in theory, behave under such a test. The simplest classical model of a damper assumes that the resistance of the damper is proportional to the velocity of compression. Since the mass of the buffer and damper components is small compared with the mass of the test apparatus carriage, it is reasonable to assume that, on impact, the moving components of the buffer and damper accelerate instantaneously to the velocity of the carriage, with negligible loss of speed on the part of the carriage. Since the track is of very low friction, it will be assumed that the only force decelerating the carriage is that provided by the damper (this also means assuming the carriage is not moving sufficiently fast for air resistance to have a significant effect). With these assumptions, the equation of motion of the carriage is

$$m \frac{dv}{dt} = -kv, \quad v(0) = U \quad (10.27)$$

where m is the mass of the carriage, $v(t)$ is its speed and k is the damper constant. Time is measured from the moment of impact and U is the impact speed of the carriage. The damper constant describes the force produced by the damper per unit speed of compression (and, for double-acting dampers, extension). The design engineer can adjust this constant by altering the internal design and dimensions of the damper. Equation (10.27) can be solved on sight, or by separation. The solution is

$$v = Ce^{-\lambda t}, \quad \text{with } \lambda = k/m$$

which, upon substituting in the initial conditions, becomes

$$v = Ue^{-\lambda t} \quad (10.28)$$

Writing $v = dx/dt$, where x is the compression of the damper and is taken as zero initially, this equation can be expressed as

$$\frac{dx}{dt} = Ue^{-\lambda t}, \quad x(0) = 0$$

This can be integrated directly, giving the solution, after substitution of the initial condition,

$$x = \frac{U}{\lambda}(1 - e^{-\lambda t}) \quad (10.29)$$

The velocity and displacement curves predicted by this model, (10.28) and (10.29), show that as $t \rightarrow \infty$, $v \rightarrow 0$ and $x \rightarrow U/\lambda$. Neither v nor x actually ever achieve these limits! This does not seem very realistic, since it is observed in tests that, after a finite and fairly short time (short at least when compared with infinity), the carriage comes to rest and the compression reaches a definite final value. The behaviour predicted by the simple model and the behaviour observed in tests do not quite agree. One possible explanation of this mismatch is the presence in the damper of friction between the components. Such friction would produce an additional resistance in the damper that

does not vary with the speed of compression. The force resisting compression might therefore be better modelled as $kv + b$, where b is some constant force, rather than just kv . The compression of such a damper would be described by the equation

$$m \frac{dv}{dt} = -kv - b, \quad v(0) = U \quad (10.30)$$

Equation (10.30) is a linear first-order equation whose solution is

$$v = Ce^{-\lambda t} - \frac{b}{\lambda m}$$

or, substituting in the initial conditions,

$$v = Ue^{-\lambda t} - \frac{b}{\lambda m}(1 - e^{-\lambda t}) \quad (10.31)$$

This can be integrated again to provide displacement as a function of time:

$$x = \frac{1}{\lambda} \left(U + \frac{b}{\lambda m} \right) (1 - e^{-\lambda t}) - \frac{bt}{\lambda m} \quad (10.32)$$

Equation (10.31) predicts that the compression velocity of the damper will be zero when

$$t = \frac{1}{\lambda} \ln \left(\frac{b + \lambda Um}{b} \right) \quad (10.33)$$

at which time the compression of the damper will be

$$x = \frac{U}{\lambda} - \frac{b}{\lambda^2 m} \ln \left(\frac{b + \lambda Um}{b} \right) \quad (10.34)$$

This model therefore seems more realistic.

Figures 10.15 and 10.16 show the velocity and displacement curves represented by (10.28) and (10.29) and (10.31) and (10.32) for a test in which the carriage carries a mass of 2 kg and travels at 1.5 m s^{-1} at impact, the damper has a damping constant of 25 N s m^{-1} and the constant frictional force in the damper amounts to 1.5 N.

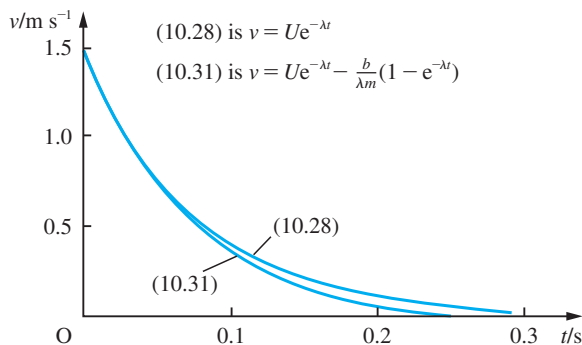


Figure 10.15 The predicted velocity–time curves for the damper test, both with and without the constant friction term.

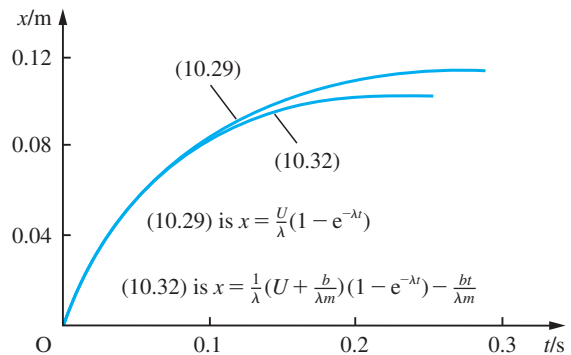


Figure 10.16 The predicted displacement–time curves for the damper test, both with and without the constant friction term.

The company perceives that one of the disadvantages of the classical hydraulic damper is, as may be inferred from Figure 10.15, that the largest force, and hence the largest deceleration of the damped object, is produced early in the history of the impact, when the velocity is largest. This means that the object, whatever it is, must be able to withstand this high deceleration. If a damper could be designed that produced a more even force over the deceleration process, the maximum deceleration experienced by an object being stopped from a given speed in a given distance would be reduced. The company's designers think they may have a solution to this problem – they have devised a new pattern of damper with a patent internal mechanism such that the damping constant increases as the damper operates. The effect of this mechanism is that, during any given operating cycle, the damping constant may be expressed as $k(1 + at)$, where t is the time elapsed in the operating cycle. The internal mechanism is such that in a short time after an operating cycle the effective damper constant returns to its initial state and the damper is ready for another operating cycle.

A model of this new design of damper is provided by the equation

$$m \frac{dv}{dt} = -k(1 + at)v - b, \quad v(0) = U \quad (10.35)$$

This is a linear first-order differential equation. Applying the appropriate solution method gives the solution as

$$v = -\frac{b}{m} e^{-\lambda g(t)} \int e^{\lambda g(t)} dt, \quad \text{where } g(t) = t + \frac{1}{2} at^2$$

The integral in this solution does not result in a simple expression for $v(t)$, although it can be expressed in terms of a standard tabulated function called the error function. However, (10.35) can be solved numerically to produce $v(t)$ in tabulated form. Although we will not obtain $x(t)$ immediately using this method, we could readily derive $x(t)$ from the tabulated values of $v(t)$. Since

$$v = \frac{dx}{dt}$$

we can integrate both sides of this equation to obtain

$$x(t) = \int_0^t v(\tau) d\tau$$

and the integral can be evaluated numerically (see Section 8.10) using the tabulated values of $v(t)$. However, in evaluating the performance of the damper it is the velocity curve which is more important, and we shall content ourselves with demonstrating the numerical solution of (10.35).

The company's engineers would wish to devise a numerical method for integrating the equation that will allow them to predict the performance of the damper for different combinations of the operational parameters U , m , k , a and b . Hence the task is to write a program that can be validated against some test cases and then be used with considerable confidence in other circumstances. If the value of a is taken to be 0 then the program to solve (10.35) should produce the same results as the analytical solution (10.31) of (10.30). This provides an appropriate test for the adequacy of the method and

Figure 10.17

Computational results for the damper design problem.

t	V_a	V_b	$V_a - V_b$	(10.31)
0.000	1.50000	1.50000		1.50000
0.020	1.15476	1.15477	0.00001	1.15478
0.040	0.88592	0.88594	0.00001	0.88595
0.060	0.67658	0.67660	0.00002	0.67662
0.080	0.51357	0.51359	0.00002	0.51361
0.100	0.38663	0.38665	0.00002	0.38667
0.120	0.28779	0.28781	0.00002	0.28782
0.140	0.21082	0.21084	0.00001	0.21085
0.160	0.15089	0.15090	0.00001	0.15091
0.180	0.10421	0.10423	0.00001	0.10424
0.200	0.06787	0.06788	0.00001	0.06789
0.220	0.03957	0.03958	0.00001	0.03959
0.240	0.01754	0.01754	0.00001	0.01755
0.260	0.00038	0.00038	0.00001	0.00039
0.280	-0.01298	-0.01298	0.00001	-0.01297

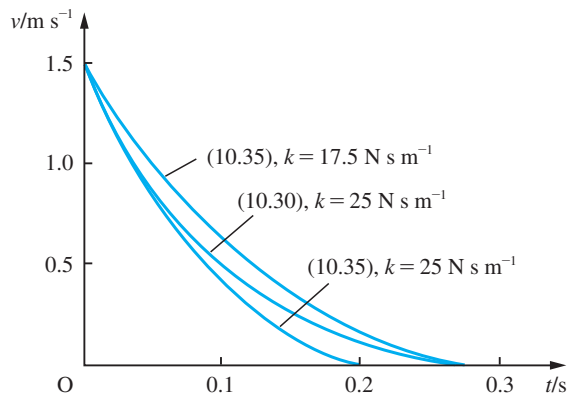
step size chosen. A program written to integrate equation (10.35) by Euler's method produced the results in the table in Figure 10.17. Several test runs of the program were undertaken using different step sizes, and results using $h = 0.00001$ (V_a) and $h = 0.00005$ (V_b) together with analytical solution (10.31) are shown in the figure.

It can be seen that the results using a step size of $h = 0.00005$ are in agreement with the analytical solution to at least four decimal places, and the agreement between the two numerical solutions V_a and V_b is good to 4dp. This agreement suggests that the accuracy of the numerical solution is adequate.

It therefore seems that a step size of $h = 0.00005$ will produce results that are accurate to at least 4dp and probably more. Using this step size, the (v, t) traces shown in Figure 10.18 were produced. First, for comparison, the predicted result of a test on a standard damper described by (10.30) is shown. Secondly, the predicted result of a test with a new model of damper with a parameter $a = 4$ is shown. It can be seen that the modified damper stops the carriage in a shorter time than the original model. The

Figure 10.18

Comparison of velocity–time curves for the damper test.



velocity–time trace is also slightly straighter, indicating that the design objective of making the deceleration more nearly uniform has been, at least in part, achieved. The third trace shown is for a new model damper with the basic damper constant k reduced to 17.5 and the parameter a kept at 4. This damper is able to halt the carriage in the same time as the original unmodified damper, but, in so doing, the maximum deceleration is somewhat smaller. This is the advantage of the new design that the company hopes to exploit in the market.

In this section we have seen how differential equations and numerical solution methods can be used to provide an analytical tool that the company can now use as a routine design tool for predicting the performance of a new model damper with any given combination of parameters. Such a tool is an invaluable aid to the designer, whose task will usually be to specify appropriate parameters to meet an operational requirement specified by a client, for instance something like ‘to be capable of halting a mass M travelling at velocity U within a time T while subjecting it to a deceleration of no more than D ’.

It should also be commented here that we have completed the numerical work in this example using Euler’s method. In practice it would be far better to use a more sophisticated method, which would yield a solution of equivalent accuracy while using a much larger time step and therefore much less computing effort. Although the difference for a single computation would be very small (and, therefore, considerably outweighed by the additional programming effort of implementing a more complex method), if we were undertaking a large number of comparative runs or creating a design tool which would be used by many engineers over a long period of time then such issues would be important.

10.8

Linear differential equations

Having dealt, in the last three sections, with first-order differential equations we shall now turn our attention to differential equations of higher orders. To begin with we shall restrict our attention to linear differential equations.

In Section 10.3.3 we defined the concept of linearity and mentioned that the solutions of linear equations have important simplifying properties. In this section we are going to study these simplifying properties in more detail. Before we do so, however, it is helpful to define some new notation.

10.8.1 Differential operators

We are familiar with the idea that a function is a mapping from a set known as the domain of the function to another set, the codomain of the function (see Section 2.2). The functions we have met so far have been ones whose domain and codomain have been familiar sets, such as the set of all real numbers (or perhaps some subset of that set), the set of integers or the set of complex numbers. There is, though, no reason why a function should not be defined to have a domain and codomain consisting of functions. Such functions are called **operators**. This name captures the idea that operators are functions that transform one function into another function. If f is a function and ϕ is an operator then $\phi[f]$ is another function.

Example 10.23

Let the set A be the set of functions on the real numbers, that is functions whose domain and codomain are both the real numbers. The operator ϕ has domain A and is defined by

$$\phi[f(t)] = f(t)^2$$

In other words, the effect of an operator ϕ on a function f is defined by specifying the function $\phi[f(t)]$. Thus for the ϕ defined here

$$\phi[3t^2 - 2t + 4] = 9t^4 - 12t^3 + 28t^2 - 16t + 16$$

and

$$\phi[\sin t - t] = \sin^2 t - 2t \sin t + t^2$$

Example 10.24

The operator ϕ is defined by

$$\phi[f(t)] = tf(t)^2 - 4f(t) + t^2$$

Then $tg(t)^4 - 4g(t)^2 + t^2$ may be expressed as $\phi[g(t)^2]$ and $te^{2t} - 4e^t + t^2$ may be expressed as $\phi[e^t]$.

Where no ambiguity is likely to result, it is permissible and conventionally acceptable to write $\phi[f(t)]$ as $\phi f(t)$; that is, to omit the square brackets.

We may view the operation of differentiation as transforming a differentiable function to another function, its derivative. When we are going to take this view, we often write the differentiation symbol separately from the function on which it will operate; for instance, we write

$$\frac{dx}{dt} \quad \text{as} \quad \frac{d}{dt}[x] \quad \text{or} \quad \frac{d^2x}{dt^2} \quad \text{as} \quad \frac{d^2}{dt^2}[x]$$

This notation is already familiar in those contexts in which we habitually write such expressions as

$$\frac{d}{dt}[f(t)g(t)] = \frac{df}{dt}g + f\frac{dg}{dt}$$

In such contexts we refer to the symbol d/dt as a **differential operator**.

Example 10.25

Let the operator ϕ be defined by

$$\phi[f(t)] = \frac{d}{dt}f(t)$$

Then we have

$$\phi[t^2] = 2t, \quad \phi[\sin t] = \cos t, \quad \phi[4t^3 - \tan t] = 12t^2 - \sec^2 t, \quad \text{and so on}$$

Using this notation, a differential equation may be expressed as an operator equation.

Example 10.26

Let the operator L be defined by

$$L[f(t)] = \frac{d^2f}{dt^2} - (\sin t) \frac{df}{dt} + e^t f$$

The differential equation

$$\frac{d^2f}{dt^2} - (\sin t) \frac{df}{dt} + e^t f = t^4$$

may, using the operator notation, be written as

$$L[f(t)] = t^4$$

In Section 10.3.4 we introduced the concept of homogeneous and nonhomogeneous linear differential equations and mentioned the convention whereby differential equations are usually written with the terms involving the dependent variable on the left-hand side and those not involving it on the right-hand side. When written in this way, a homogeneous equation can be characterized as an equation of the form

$$L[x(t)] = 0$$

and a nonhomogeneous one as an equation of the form

$$L[x(t)] = f(t)$$

where L is the differential operator of the equation.

10.8.2 Linear differential equations

Returning now to linear and nonlinear equations, we see that linear ones can be more precisely and compactly defined as those for which the operator satisfies

$$L[ax_1 + bx_2] = aL[x_1] + bL[x_2] \quad (10.36)$$

for all functions x_1 and x_2 and all constants a and b .

Example 10.27

The equation

$$\frac{d^2x}{dt^2} + 4t \frac{dx}{dt} - (\sin t)x = \cos t$$

is a linear differential equation. Identify the operator of the equation and show that (10.36) holds for this operator.

Solution The operator is

$$L \equiv \frac{d^2}{dt^2} + 4t \frac{d}{dt} - \sin t$$

Hence we have

$$\begin{aligned}
 L[ax_1 + bx_2] &= \frac{d^2}{dt^2}[ax_1 + bx_2] + 4t \frac{d}{dt}[ax_1 + bx_2] - (\sin t)(ax_1 + bx_2) \\
 &= a \frac{d^2 x_1}{dt^2} + b \frac{d^2 x_2}{dt^2} + 4t \left(a \frac{dx_1}{dt} + b \frac{dx_2}{dt} \right) - (a \sin t)x_1 - (b \sin t)x_2 \\
 &= a \left[\frac{d^2 x_1}{dt^2} + 4t \frac{dx_1}{dt} - (\sin t)x_1 \right] + b \left[\frac{d^2 x_2}{dt^2} + 4t \frac{dx_2}{dt} - (\sin t)x_2 \right] \\
 &= aL[x_1] + bL[x_2]
 \end{aligned}$$

Equation (10.36) is the strict mathematical definition of linearity for any type of operator, and the definition we gave earlier (see Section 10.3.3) is considerably less satisfactory mathematically. The formal definition of a linear differential equation is therefore any differential equation whose differential operator is linear in the sense of (10.36).

We said before that linear differential equations are an important subcategory of differential equations because they have particularly useful simplifying properties. The most important simplifying property can be summed up in the following principle:

Linearity principle: if x_1 and x_2 are both solutions of the homogeneous linear differential equation $L[x] = 0$ then so is $ax_1 + bx_2$, where a and b are arbitrary constants.

This result follows directly from the definition of a linear operator. Since x_1 and x_2 are solutions of the differential equation, we have

$$L[x_1] = 0 \quad \text{and} \quad L[x_2] = 0$$

Since the equation is linear, we have

$$L[ax_1 + bx_2] = aL[x_1] + bL[x_2] = 0$$

Therefore $ax_1 + bx_2$ is a solution of the equation $L[x] = 0$.

Example 10.28

We noted earlier (see Section 10.4.2) that the general solution of the equation

$$\frac{d^2 x}{dt^2} + \lambda^2 x = 0$$

is

$$x = A \sin \lambda t + B \cos \lambda t$$

This solution can be interpreted in the light of the linearity principle. Let $x_1 = \sin \lambda t$ and $x_2 = \cos \lambda t$. Then x_1 and x_2 are solutions of the differential equation. The equation is linear, so we know that $Ax_1 + Bx_2$ is also a solution.

Example 10.29

Find the general solution of the equation

$$\frac{d^4x}{dt^4} - \lambda^4x = 0$$

Solution

We can check, by substitution into the equation, that $\sin \lambda t$, $\cos \lambda t$, $\sinh \lambda t$ and $\cosh \lambda t$ are all solutions of the equation. Therefore, since the equation is linear, the general solution is

$$x = A \sin \lambda t + B \cos \lambda t + C \sinh \lambda t + D \cosh \lambda t$$



MATLAB is able to solve higher-order differential equations much as they solve first-order differential equations. Thus, to find the solution of the differential equation in Example 10.29 the MATLAB commands are

```
syms x(t) lambda
D4x = diff(x, t, 4)
dsolve(D4x - lambda^4*x)
```

The general solution with four arbitrary constants is returned.

In Example 10.29 we have implicitly used our expectation, introduced earlier (see Section 10.4.2), that the general solution of a p th-order differential equation contains p arbitrary constants. Since the equation is a fourth-order one, once we have found four solutions, we assemble them with four arbitrary constants and we have the general solution. Is this always the case? Not quite – we need an additional constraint on the solutions, as is shown by Example 10.30.

Example 10.30

Find the general solution of the differential equation

$$\frac{d^3x}{dt^3} - 2\frac{d^2x}{dt^2} - \frac{dx}{dt} + 2x = 0$$

Solution

We can show, by substituting into the equation, that e^t , e^{-t} and $\cosh(t)$ are all solutions of the differential equation. Because the equation is linear, the function

$$x = Ae^t + Be^{-t} + C \cosh(t)$$

is also a solution. Is it the general solution? The function $\cosh(t)$ can be written as

$$\cosh(t) = \frac{1}{2}(e^t + e^{-t})$$

so the solution proposed can be rewritten as

$$x = Ae^t + Be^{-t} + \frac{1}{2}C(e^t + e^{-t}) = (A + \frac{1}{2}C)e^t + (B + \frac{1}{2}C)e^{-t}$$

and replacing the constants $(A + \frac{1}{2}C)$ with D and $(B + \frac{1}{2}C)$ with E we see that

$$x = De^t + Ee^{-t}$$

The proposed solution only really has two arbitrary constants, not the three we would expect for the general solution. Of course if we notice that e^{2t} is also a solution of the differential equation we can apply the linearity principle to demonstrate that

$$x = Ae^t + Be^{-t} + Ce^{2t}$$

is a solution and, since it has the expected number of arbitrary constants and cannot be rewritten in a form with fewer constants, it is the general solution of the differential equation.

In order to resolve this problem, we need the idea of linear independence.

The functions $f_1(t), f_2(t), \dots, f_p(t)$ are said to be **linearly dependent** if a set of numbers k_1, k_2, \dots, k_p , which are not all zero, can be found such that

$$k_1f_1(t) + k_2f_2(t) + \dots + k_pf_p(t) = 0$$

that is,

$$\sum_{j=1}^p k_j f_j(t) = 0$$

The functions are **linearly independent** if no such set of numbers exists.

Example 10.31

Which of the following sets of functions are linearly dependent and which are linearly independent?

- (a) $\{1 + t, t, 1\}$
- (b) $\{1 + t, 1 + t + t^2, 1 + t^2\}$
- (c) $\{\sin(t), \cos(t)\}$
- (d) $\{e^t, e^{2t}, e^{3t}\}$

Solution (a) Writing $f_1 = 1 + t, f_2 = t, f_3 = 1$, we seek a relationship of the form

$$a_1f_1 + a_2f_2 + a_3f_3 + \dots + a_nf_n = 0$$

where the coefficients a_1, a_2, \dots, a_n are not all zero. It is easily seen that

$$(1 + t) - t - 1 = 0$$

so we have the required relationship with $a_1 = 1, a_2 = -1, a_3 = -1$. Hence $\{1 + t, t, 1\}$ is a linearly dependent set of functions.

(b) Writing $f_1 = 1 + t, f_2 = 1 + t + t^2, f_3 = 1 + t^2$, we seek a relationship of the form

$$a_1f_1 + a_2f_2 + a_3f_3 + \dots + a_nf_n = 0$$

where the coefficients a_1, a_2, \dots, a_n are not all zero. That is, we seek $\{a_1, a_2, a_3\}$ such that

$$a_1(1 + t) + a_2(1 + t + t^2) + a_3(1 + t^2) = 0$$

Taking coefficients of 1 , t and t^2 on both sides of the equation, we require

$$a_1 + a_2 + a_3 = 0$$

$$a_1 + a_2 = 0$$

$$a_2 + a_3 = 0$$

that is,
$$\begin{bmatrix} 1 & 1 & 1 \\ 1 & 1 & 0 \\ 0 & 1 & 1 \end{bmatrix} \begin{bmatrix} a_1 \\ a_2 \\ a_3 \end{bmatrix} = 0$$

This is a homogeneous linear equation and we know that such equations only have a non-zero solution if the determinant of the matrix is zero. In this case

$$\begin{vmatrix} 1 & 1 & 1 \\ 1 & 1 & 0 \\ 0 & 1 & 1 \end{vmatrix} = 1$$

so the only solution is $\begin{bmatrix} a_1 \\ a_2 \\ a_3 \end{bmatrix} = 0$, that is $a_1 = a_2 = a_3 = 0$. Hence the functions $\{1 + t,$

$1 + t + t^2, 1 + t^2\}$ are linearly independent.

(c) We shall demonstrate that $\{\sin(t), \cos(t)\}$ are linearly independent. We shall do this by seeking a relationship of the form

$$a_1 f_1 + a_2 f_2 + a_3 f_3 + \dots + a_n f_n = 0$$

We shall demonstrate that the coefficients a_1, a_2, \dots, a_n must be all zero and therefore conclude that the functions are not linearly dependent (and so are linearly independent).

In this case the relationship reduces to

$$a_1 \cos(t) + a_2 \sin(t) = 0$$

This must hold for all t in the domain of the functions. So we can choose particular values of t and say the relation must hold for those. Hence we have

$$t = 0 \Rightarrow a_1 \cdot 1 + a_2 \cdot 0 = 0 \Rightarrow a_1 = 0$$

$$t = \pi/2 \Rightarrow a_1 \cdot 0 + a_2 \cdot 1 = 0 \Rightarrow a_2 = 0$$

Hence the coefficients must be all zero and the functions are linearly independent.

(d) This set of functions can be investigated in an analogous manner to part (c). So we seek a relationship of the form

$$a_1 f_1 + a_2 f_2 + a_3 f_3 + \dots + a_n f_n = 0$$

and will demonstrate that the coefficients a_1, a_2, \dots, a_n must be all zero and therefore conclude that the functions are not linearly dependent (and so are linearly independent).

In this case the relationship reduces to

$$a_1 e^t + a_2 e^{2t} + a_3 e^{3t} = 0$$

This must hold for all t in the domain of the functions, so we can choose particular values of t and say the relation must hold for those. Hence we have

$$t = 0 \Rightarrow a_1 e^0 + a_2 e^0 + a_3 e^0 = 0 \Rightarrow a_1 + a_2 + a_3 = 0$$

$$t = 1 \Rightarrow a_1 e + a_2 e^2 + a_3 e^3 = 0$$

$$t = 2 \Rightarrow a_1 e^2 + a_2 e^4 + a_3 e^6 = 0$$

that is,
$$\begin{bmatrix} 1 & 1 & 1 \\ e & e^2 & e^3 \\ e^2 & e^4 & e^6 \end{bmatrix} \begin{bmatrix} a_1 \\ a_2 \\ a_3 \end{bmatrix} = 0$$

This is a homogeneous linear equation and we know that such equations only have a non-zero solution if the determinant of the matrix is zero. In this case

$$\begin{vmatrix} 1 & 1 & 1 \\ e & e^2 & e^3 \\ e^2 & e^4 & e^6 \end{vmatrix} = e^8 - e^7 - e^7 + e^5 + e^5 - e^4 = (e^4 - 2e^3 + 2e - 1)e^4 \approx 1029.9$$

so the only solution is $\begin{bmatrix} a_1 \\ a_2 \\ a_3 \end{bmatrix} = 0$, that is $a_1 = a_2 = a_3 = 0$. The coefficients are all zero,

hence the functions $\{e^t, e^{2t}, e^{3t}\}$ are linearly independent.

The essential difference between a set of linearly dependent functions and a set of linearly independent ones is that for a linearly dependent set there are functions in the set that can be written as linear combinations of some or all of the remaining functions. For a linearly independent set this is not possible. We can see that the three solutions that we first used in Example 10.30 are linearly dependent solutions. In effect this means that one of them is just a disguised form of the other two, and so we do not really have three solutions at all, only two. The additional constraint that we mentioned immediately after Example 10.29 is just that the solutions must be linearly independent. This gives us the following principle.

General solution of a linear homogeneous equation: Let L be a p th-order linear differential operator, that is

$$L[x] = a_p \frac{d^p x}{dt^p} + a_{p-1} \frac{d^{p-1} x}{dt^{p-1}} + \dots + a_2 \frac{d^2 x}{dt^2} + a_1 \frac{dx}{dt} + a_0 x$$

Then if x_1, x_2, \dots, x_p are all solutions of the p th-order homogeneous linear differential equation

$$L[x] = 0$$

and x_1, x_2, \dots, x_p are also linearly independent then the general solution of the differential equation is

$$x = A_1 x_1 + A_2 x_2 + \dots + A_p x_p$$

A formal proof of this result is not straightforward, and is not given here. We may, however, argue for its plausibility in the following way. Since the equation is linear, repeated application of the linearity principle shows that $A_1x_1 + A_2x_2 + \dots + A_px_p$ is a solution of $L[x] = 0$. The expression $A_1x_1 + A_2x_2 + \dots + A_px_p$ has p arbitrary constants and, since x_1, x_2, \dots, x_p are linearly independent, there is no way of rewriting the expression to reduce the number of arbitrary constants. Hence $A_1x_1 + A_2x_2 + \dots + A_px_p$ has the characteristics of the general solution of the differential equation.

The relatively simple structure of the general solution of a homogeneous linear differential equation has now been exposed. The general solution of a nonhomogeneous equation is only slightly more complex. It is given by the following result.

General solution of a linear nonhomogeneous equation: Let

$$L[x] = f(t)$$

be a nonhomogeneous linear differential equation. If x^* is any solution of this equation and x_c is a solution of the equivalent homogeneous equation

$$L[x] = 0$$

then $x^* + x_c$ is also a solution of the nonhomogeneous equation.

This result is relatively straightforward to prove. By definition of x^* and x_c , we have

$$L[x^*] = f(t) \quad \text{and} \quad L[x_c] = 0$$

Since L is a linear operator, we have

$$L[x^* + x_c] = L[x^*] + L[x_c] = f(t) + 0 = f(t)$$

Hence $x^* + x_c$ is a solution of $L[x] = f(t)$.

It follows from this that finding the general solution of a nonhomogeneous linear differential equation can be reduced to the problem of finding any solution of the nonhomogeneous equation and adding to it the general solution of the equivalent homogeneous equation. The resulting expression is a solution of the nonhomogeneous equation containing the appropriate number of arbitrary constants, and so is the general solution. The first part of the solution (the ‘any solution’ of the nonhomogeneous equation, x^*) is known as a **particular integral** and the second part of the solution (the general solution of the equivalent homogeneous equation, x_c) is called the **complementary function**. The reader should note the similarity in structure with the general solution of linear recurrence relations developed previously (see Section 7.4).

Example 10.32

Find the general solution of the differential equation

$$\frac{d^2x}{dt^2} + \lambda^2x = 4t^3, \quad \lambda > 0$$

Solution A particular integral of the equation is

$$x = \frac{4}{\lambda^2}t^3 - \frac{24}{\lambda^4}t$$

which can be checked by direct substitution.

The complementary function is the general solution of the equation

$$\frac{d^2x}{dt^2} + \lambda^2x = 0$$

that is,

$$x = A \sin \lambda t + B \cos \lambda t$$

Hence the general solution of

$$\frac{d^2x}{dt^2} + \lambda^2x = 4t^3$$

is

$$x = \frac{4}{\lambda^2}t^3 - \frac{24}{\lambda^4}t + A \sin \lambda t + B \cos \lambda t$$

Example 10.33

Find the general solution of the boundary-value problem

$$\frac{d^2x}{dt^2} - k^2x = \sin 2t, \quad k > 0, \quad x(0) = 0, \quad x\left(\frac{\pi}{4}\right) = 0$$

Solution A particular integral of the equation is

$$x = -\frac{\sin 2t}{4 + k^2}$$

which again can be checked by direct substitution. The complementary function is the general solution of the equation

$$\frac{d^2x}{dt^2} - k^2x = 0$$

that is,

$$x = Ae^{kt} + Be^{-kt}$$

Hence the general solution of

$$\frac{d^2x}{dt^2} - k^2x = \sin 2t$$

is

$$x = -\frac{\sin 2t}{4 + k^2} + Ae^{kt} + Be^{-kt}$$

Now, imposing the boundary conditions gives two equations from which we obtain values for the two arbitrary constants in the general solution:

$$x(0) = 0 \quad \text{implies} \quad -\frac{\sin 0}{4 + k^2} + Ae^0 + Be^0 = 0$$

$$x\left(\frac{\pi}{4}\right) = 0 \quad \text{implies} \quad -\frac{\sin\left(\frac{1}{2}\pi\right)}{4 + k^2} + Ae^{k\pi/4} + Be^{-k\pi/4} = 0$$

which gives

$$A + B = 0$$

$$Ae^{k\pi/4} + Be^{-k\pi/4} = \frac{1}{4 + k^2}$$

Solving these equations for A and B yields

$$A = \frac{1}{2(4 + k^2)\sinh(\frac{1}{4}k\pi)}, \quad B = -\frac{1}{2(4 + k^2)\sinh(\frac{1}{4}k\pi)}$$

so finally

$$x(t) = \frac{1}{4 + k^2} \left(\frac{\sinh kt}{\sinh(\frac{1}{4}k\pi)} - \sin 2t \right)$$



Linear nonhomogeneous differential equations present no problem to MATLAB. To find the solution of the differential equation in Example 10.33 the MATLAB commands are

```
syms x(t) k
D2x = diff(x,t,2)
dsolve(D2x - k^2*x == sin(2*t), x(0) == 0, x(pi/4) == 0)
```

10.8.3 Exercises

- 46 For each of the following differential equations write down the differential operator L that would enable the equation to be expressed as $L[x(t)] = 0$:
- (a) $\frac{dx}{dt} + t^2x = 0$ (b) $\frac{dx}{dt} = 6xt^2$
- (c) $\frac{dx}{dt} - kx = 0$
- 47 Which of the following two sets are linearly dependent and which are linearly independent?
- (a) $\{1, t, t^2, t^3, t^4, t^5, t^6\}$
- (b) $\{1 + t, t^2, t^2 - t, 1 - t^2\}$
- 48 For each of the following sets of linearly dependent functions find k_1, k_2, \dots such that $k_1f_1 + k_2f_2 + \dots = 0$.
- (a) $\{t + 1, t, 2\}$ (b) $\{t^2 - 1, t^2 + 1, t - 1, t + 1\}$
- 49 For each of the following differential equations write down the differential operator L that would enable the equation to be expressed as $L[x(t)] = 0$:
- (a) $\frac{dx}{dt} = f(t)x$
- (b) $\frac{d^3x}{dt^3} + (\sin t)\frac{d^2x}{dt^2} + 4t^2x = 0$
- (c) $\frac{d^2x}{dt^2} + (\sin t)\frac{dx}{dt} = (t + \cos t)x$
- (d) $(\sin t)\frac{dx}{dt} = \frac{\cos t}{t}x$
- (e) $\frac{dx}{dt} = \frac{bx}{t}$ (f) $\frac{dx}{dt} = xte^{t^2}$
- (g) $\frac{d}{dt}\left(t^2\frac{dx}{dt}\right) = t\frac{d}{dt}(xt)$
- (h) $\frac{d}{dt}\left[\frac{1}{t}\frac{d}{dt}(t^2x)\right] = xt$

50 Which of the following sets of functions are linearly dependent and which are linearly independent?

- (a) $\{\sin t + 2 \cos t, \sin t - 2 \cos t, 2 \sin t + \cos t, 2 \sin t - \cos t\}$
 (b) $\{\sin t, \cos t, \sin 2t, \cos 2t, \sin 3t, \cos 3t\}$
 (c) $\{1 + 2t, 2t - 3t^2, 3t^2 + 4t^3, 4t^3 - 5t^4\}$
 (d) $\{1 + 2t, 2t - 3t^2, 3t^2 + 4t^3, 4t^3\}$
 (e) $\{1, 1 + 2t, 2t - 3t^2, 3t^2 + 4t^3, 4t^3\}$
 (f) $\{\ln a, \ln b, \ln ab\}$
 (g) $\{e^s, e^t, e^{t+s}\}$
 (h) $\{e^t, e^{2t} - e^t, e^{3t} - e^{2t}, e^{2t}\}$
 (i) $\{f(t), f(t) - g(t), f(t) + g(t)\}$
 (j) $\{1 - 2t^2, t - 3t^3, 2t^2 - 4t^4, 3t^3 - 5t^5\}$
 (k) $\{1, 1 + t, 1 + t + t^2, 1 + t + t^2 + t^3\}$

51 For each of the following sets of linearly dependent functions find k_1, k_2, \dots such that $k_1 f_1 + k_2 f_2 + \dots = 0$:

- (a) $\{\sin t, \cos t + \sin t, \cos 2t - \sin t, \cos t - \cos 2t\}$
 (b) $\{t + t^3, t - t^2, t^2 + 2t^3, t^2 - t^3\}$
 (c) $\{\ln t, \ln 2t, \ln 4t^2\}$
 (d) $\{f(t) + g(t), f(t)(1 + f(t)), g(t) - f(t), f(t)^2 - g(t)\}$
 (e) $\{1 + t + 2t^2, t - 2t^2 + 3t^3, 1 + t - 2t^2, t - 2t^2 - 3t^3, t^3\}$

52 Determine which members of the given sets are solutions of the following differential equations. Hence, in each case, write down the general solution of the differential equation.

- (a) $\frac{d^4 x}{dt^4} = 0 \quad \{1, t, t^2, t^3, t^4, t^5, t^6\}$
 (b) $\frac{d^2 x}{dt^2} - p^2 x = 0 \quad \{e^{pt}, e^{-pt}, \cos pt, \sin pt\}$

(c) $\frac{d^4 x}{dt^4} - p^4 x = 0$
 $\{e^{pt}, e^{-pt}, \cos pt, \sin pt, \cosh pt, \sinh pt\}$

(d) $\frac{d^2 x}{dt^2} + 2 \frac{dx}{dt} = 0$
 $\{\cos 2t, \sin 2t, e^{-2t}, e^{2t}, t^2, t, 1\}$

(e) $\frac{d^3 x}{dt^3} + 4 \frac{dx}{dt} = 0$
 $\{\cos 2t, \sin 2t, e^{-2t}, e^{2t}, t^2, t, 1\}$

(f) $\frac{d^2 x}{dt^2} + 2 \frac{dx}{dt} + x = 0$
 $\{e^t, e^{-t}, e^{2t}, e^{-2t}, te^t, te^{-t}, te^{2t}, te^{-2t}\}$

(g) $\frac{d^3 x}{dt^3} - \frac{d^2 x}{dt^2} - \frac{dx}{dt} + x = 0$
 $\{e^t, e^{-t}, e^{2t}, e^{-2t}, te^t, te^{-t}, te^{2t}, te^{-2t}\}$

53 The operators L and M are defined by

$$L = \frac{d^2}{dt^2} - 4t \frac{d}{dt} + 6t^2$$

and

$$M = \frac{1}{t} \frac{d}{dt} - e^t$$

Find $L[M[x(t)]]$. Hence write down the operator LM . Find $M[L[x(t)]]$. Is $LM = ML$?

54 The operators L and M are defined by

$$L = f_1(t) \frac{d}{dt} + g_1(t)$$

and

$$M = f_2(t) \frac{d}{dt} + g_2(t)$$

Find expressions for the operators LM and ML . Under what conditions on f_1, g_1, f_2 and g_2 is $LM = ML$? What conditions do you think linear differential operators must satisfy in order to be commutative?

10.9 Linear constant-coefficient differential equations

10.9.1 Linear homogeneous constant-coefficient equations

One class of linear equation that arises relatively frequently in engineering practice is the linear constant-coefficient equation. These are linear equations in which the coefficients of the dependent variable and its derivatives do not depend on the independent variable but are constants. In view of the frequency with which such equations arise, and the fundamental importance of the problems that give rise to such equations, it is perhaps fortunate that they are relatively easy to solve.

We shall demonstrate the method of solution of such equations by considering, first of all, the second-order linear homogeneous constant-coefficient equation. The most general form this can take is

$$a \frac{d^2x}{dt^2} + b \frac{dx}{dt} + cx = 0, \quad a \neq 0 \quad (10.37)$$

Now the solution of the first-order linear homogeneous constant-coefficient equation

$$a \frac{dx}{dt} + bx = 0, \quad a \neq 0$$

is

$$x = Ae^{mt}, \quad \text{where } am + b = 0$$

Let us, by analogy, try the function $x(t) = e^{mt}$ as a solution of the second-order equation (10.37). Then direct substitution gives

$$am^2e^{mt} + bme^{mt} + ce^{mt} = 0$$

That is,

$$(am^2 + bm + c)e^{mt} = 0$$

Thus e^{mt} is a solution of the equation provided that

$$am^2 + bm + c = 0 \quad (10.38)$$

Suppose the roots of this quadratic equation are m_1 and m_2 . Then $e^{m_1 t}$ and $e^{m_2 t}$ are solutions of the differential equation. Since it is a linear homogeneous equation, the general solution must be

$$x(t) = Ae^{m_1 t} + Be^{m_2 t} \quad (10.39)$$

provided that $m_1 \neq m_2$.

The form of the solution to (10.37) is deceptively simple. We know that the roots of a quadratic equation will take one of three forms:

- two different real numbers;
- a pair of complex-conjugate numbers;
- a repeated root (which must be real).

In the first case the solution is expressed as in (10.39). In the second case the roots may be written as

$$m_1 = \phi + j\psi \quad \text{and} \quad m_2 = \phi - j\psi$$

where ϕ and ψ are real, so that the solution is

$$\begin{aligned} x(t) &= Ae^{(\phi+j\psi)t} + Be^{(\phi-j\psi)t} \\ &= e^{\phi t}(Ae^{j\psi t} + Be^{-j\psi t}) \\ &= e^{\phi t}[A(\cos \psi t + j \sin \psi t) + B(\cos \psi t - j \sin \psi t)] \\ &= e^{\phi t}[(A + B)\cos \psi t + j(A - B)\sin \psi t] \end{aligned}$$

using Euler's formula (3.9). Writing $A + B = C$ and $j(A - B) = D$, we have

$$x(t) = e^{\phi t}(C \cos \psi t + D \sin \psi t)$$

In the third case the two roots m_1 and m_2 are equal, say, to k ; therefore the solution (10.39) reduces to

$$x(t) = Ae^{kt} + Be^{kt} = Ce^{kt}$$

In this case the two solutions are not linearly independent, so we do not yet have the complete solution of (10.37). The complete solution, in this case, can be obtained by using the trial solution $x(t) = t^p e^{mt}$. In order for (10.38) to have a repeated root $m = k$, the constants in (10.37) must be such that (10.37) is of the form

$$a \frac{d^2 x}{dt^2} - 2ak \frac{dx}{dt} + ak^2 x = 0$$

Substituting the trial solution into this equation gives

$$a[p(p-1)t^{p-2}e^{mt} + 2mpt^{p-1}e^{mt} + m^2 t^p e^{mt}] - 2ak(pt^{p-1}e^{mt} + mt^p e^{mt}) + ak^2 t^p e^{mt} = 0$$

That is,

$$p(p-1) + 2mpt + m^2 t^2 - 2k(pt + mt^2) + k^2 t^2 = 0$$

or

$$p(p-1) + 2(m-k)pt + (m-k)^2 t^2 = 0$$

This equation is satisfied, for all values of t , if $m = k$ and $p = 1$ or $p = 0$. Hence te^{kt} and e^{kt} are two solutions of the differential equation. These are linearly independent functions, so the general solution in the case of two equal roots is

$$x(t) = At e^{kt} + B e^{kt} = (At + B)e^{kt}$$

Evidently the solutions of (10.38) that arise from substituting the trial solution into the differential (10.37) determine the form of the solution to the latter. Equation (10.38) is an important adjunct to the original equation, and is known as the **characteristic equation** of the differential (10.37). It is sometimes referred to as the **auxiliary equation**.

Summary

To solve the second-order, linear, homogeneous, constant-coefficient differential equation

$$a \frac{d^2x}{dt^2} + b \frac{dx}{dt} + cx = 0, \quad a \neq 0$$

first form the characteristic equation

$$am^2 + bm + c = 0$$

and find its roots, m_1 and m_2 . Then if the two roots are

- real and distinct then the corresponding solution is

$$x(t) = Ae^{m_1 t} + Be^{m_2 t}$$

- both equal to k then the corresponding solution is

$$x(t) = (At + B)e^{kt}$$

- complex conjugates $\phi \pm j\psi$ then the corresponding solution is

$$x(t) = e^{\phi t}(C \cos \psi t + D \sin \psi t)$$

Example 10.34

Find the general solution of the equation

$$\frac{d^2x}{dt^2} - 9 \frac{dx}{dt} + 6x = 0$$

Solution The characteristic equation is

$$m^2 - 9m + 6 = 0$$

The roots of this equation are $m = 4.5 \pm \frac{1}{2}\sqrt{57}$, or, to 2dp, $m_1 = 8.27$ and $m_2 = 0.73$. Thus the solution is

$$x(t) = Ae^{8.27t} + Be^{0.73t}$$

Example 10.35

Find the general solution of the equation

$$2 \frac{d^2x}{dt^2} - 3 \frac{dx}{dt} + 5x = 0$$

Solution The characteristic equation is

$$2m^2 - 3m + 5 = 0$$

The roots of this equation are $m = \frac{1}{4}(3 \pm j\sqrt{31})$, or, to 2dp, $m_1 = 0.75 + j1.39$ and $m_2 = 0.75 - j1.39$. Thus the solution is

$$x(t) = e^{0.75t}(A \cos 1.39t + B \sin 1.39t)$$

Example 10.36

Find the solution of the initial-value problem

$$\frac{d^2x}{dt^2} + 6\frac{dx}{dt} + 9x = 0, \quad x(0) = 1, \quad \frac{dx}{dt}(0) = 2$$

Solution

The characteristic equation is

$$m^2 + 6m + 9 = (m + 3)^2 = 0$$

This equation has a repeated root $m = -3$. Thus the solution is

$$x(t) = (At + B)e^{-3t}$$

Now substituting in the initial conditions gives

$$B = 1, \quad -3B + A = 2$$

Hence $x(t) = (5t + 1)e^{-3t}$.

Notice, in Example 10.36, that the two initial conditions allow us to determine the values of the two arbitrary constants in the general solution of the second-order differential equation.

We have thus far demonstrated a technique that will solve any second-order linear homogeneous constant-coefficient equation. The technique extends quite satisfactorily to higher-order homogeneous constant-coefficient equations. When the same trial solution e^{mt} is substituted into a p th-order equation,

$$a_p \frac{d^p x}{dt^p} + a_{p-1} \frac{d^{p-1} x}{dt^{p-1}} + \dots + a_2 \frac{d^2 x}{dt^2} + a_1 \frac{dx}{dt} + a_0 x = 0$$

it gives rise to a characteristic equation that is a polynomial equation of degree p in m ,

$$a_p m^p + a_{p-1} m^{p-1} + a_{p-2} m^{p-2} + \dots + a_1 m + a_0 = 0$$

We know from the theory of polynomial equations (see Section 3.1) that such an equation has p roots. These may be real or complex, with the complex ones occurring in conjugate pairs. The roots may also be simple or repeated. These various possibilities are dealt with just as for a second-order equation. The only additional complexity over and above the solution of the second-order equation lies in the possibility of roots being repeated more than twice. In the case of a root $m = k$ of multiplicity n , the technique employed above can be used to show that the corresponding solutions are e^{kt} , te^{kt} , t^2e^{kt} , \dots , $t^{n-1}e^{kt}$.

Example 10.37

Find the general solution of the equation

$$\frac{d^3x}{dt^3} - 2\frac{d^2x}{dt^2} - 5\frac{dx}{dt} + 6x = 0$$

Solution

The characteristic equation is

$$m^3 - 2m^2 - 5m + 6 = (m - 1)(m + 2)(m - 3) = 0$$

This equation has roots $m = 1, -2, 3$. Thus the solution is

$$x(t) = Ae^t + Be^{-2t} + Ce^{3t}$$

Example 10.38

Find the general solution of the equation

$$2\frac{d^4x}{dt^4} + 3\frac{d^3x}{dt^3} - 22\frac{d^2x}{dt^2} - 73\frac{dx}{dt} - 60x = 0$$

Solution The characteristic equation is

$$2m^4 + 3m^3 - 22m^2 - 73m - 60 = 0$$

that is,

$$(m - 4)(2m + 3)(m^2 + 4m + 5) = 0$$

The roots are therefore $m = 4, -3/2, -2 \pm j$. Thus the solution is

$$x(t) = Ae^{4t} + Be^{-3t/2} + e^{-2t}(C \cos t + D \sin t)$$

Example 10.39

Find the general solution of the equation

$$\frac{d^4x}{dt^4} + \frac{d^3x}{dt^3} - 3\frac{d^2x}{dt^2} - 5\frac{dx}{dt} - 2x = 0$$

Solution The characteristic equation is

$$m^4 + m^3 - 3m^2 - 5m - 2 = 0$$

that is,

$$(m - 2)(m^3 + 3m^2 + 3m + 1) = (m - 2)(m + 1)^3 = 0$$

The roots are therefore $m = 2$ and $m = -1$ repeated three times. Thus the solution is

$$x(t) = Ae^{2t} + (Bt^2 + Ct + D)e^{-t}$$



Example 10.37 would be solved in MATLAB by the commands

```
syms x(t)
D3x = diff(x,t,3); D2x = diff(x,t,2); Dx = diff(x,t);
dsolve(D3x - 2*D2x - 5*Dx + 6*x)
```

The solutions of all the questions in Exercises 10.9.2 can be readily checked using this package. For instance, Question 59(f) would be solved by

```
dsolve(D3x + 6*D2x + 12*Dx + 8*x, x(1) == 1, Dx(1) == 1,
D2x(1) == 0)
```

10.9.2 Exercises



Check your answers using MATLAB whenever possible.

- 55 Find the general solution of the following differential equations:

(a) $2\frac{d^2x}{dt^2} - 5\frac{dx}{dt} + 3x = 0$

(b) $\frac{d^2x}{dt^2} + 2\frac{dx}{dt} + 5x = 0$

(c) $\frac{d^2x}{dt^2} + 3\frac{dx}{dt} - 4x = 0$

(d) $\frac{d^2x}{dt^2} - 4\frac{dx}{dt} + 13x = 0$

- 56 Solve the following initial-value problems:

(a) $5\frac{d^2x}{dt^2} - 3\frac{dx}{dt} - 2x = 0, x(0) = -1, \frac{dx}{dt}(0) = 1$

(b) $\frac{d^2x}{dt^2} - 6\frac{dx}{dt} + 10x = 0, x(0) = 2, \frac{dx}{dt}(0) = 0$

(c) $\frac{d^2x}{dt^2} - 4\frac{dx}{dt} + 3x = 0, x(0) = 0, \frac{dx}{dt}(0) = 1$

- 57 Find the general solutions of the following differential equations:

(a) $4\frac{d^2x}{dt^2} - 2\frac{dx}{dt} + 7x = 0$

(b) $\frac{d^2x}{dt^2} + 6\frac{dx}{dt} - 4x = 0$

(c) $3\frac{d^2x}{dt^2} + 3\frac{dx}{dt} + 3x = 0$

(d) $\frac{d^2x}{dt^2} - 8\frac{dx}{dt} + 16x = 0$

(e) $9\frac{d^3x}{dt^3} - 9\frac{d^2x}{dt^2} - 4\frac{dx}{dt} + 4x = 0$

(f) $\frac{d^3x}{dt^3} - \frac{d^2x}{dt^2} + 7\frac{dx}{dt} + 9x = 0$

(g) $\frac{d^3x}{dt^3} - 2\frac{d^2x}{dt^2} + 3\frac{dx}{dt} = 0$

- 58 Show that the characteristic equation of the differential equation

$$\frac{d^4x}{dt^4} - 4\frac{d^3x}{dt^3} + 11\frac{d^2x}{dt^2} - 14\frac{dx}{dt} + 10x = 0$$

is

$$(m^2 - 2m + 2)(m^2 - 2m + 5) = 0$$

and hence find the general solution of the equation.

- 59 Solve the following initial-value problems:

(a) $2\frac{d^2x}{dt^2} - 2\frac{dx}{dt} + 3x = 0, x(0) = 1, \frac{dx}{dt}(0) = 0$

(b) $\frac{d^2x}{dt^2} - 4\frac{dx}{dt} + 4x = 0, x(1) = 0, \frac{dx}{dt}(1) = 2$

(c) $\frac{d^2x}{dt^2} + 5\frac{dx}{dt} + 8x = 0, x(0) = 1, \frac{dx}{dt}(0) = -2$

(d) $9\frac{d^2x}{dt^2} + 6\frac{dx}{dt} + x = 0, x(-3) = 2, \frac{dx}{dt}(-3) = \frac{1}{2}$

(e) $\frac{d^3x}{dt^3} - 6\frac{d^2x}{dt^2} + 11\frac{dx}{dt} - 6x = 0,$

$$x(0) = 1, \frac{dx}{dt}(0) = 0, \frac{d^2x}{dt^2}(0) = 1$$

(f) $\frac{d^3x}{dt^3} + 6\frac{d^2x}{dt^2} + 12\frac{dx}{dt} + 8x = 0,$

$$x(1) = 1, \frac{dx}{dt}(1) = 1, \frac{d^2x}{dt^2}(1) = 0$$

- 60 Show that the characteristic equation of the differential equation

$$\frac{d^4x}{dt^4} - 2\frac{d^3x}{dt^3} + 3\frac{d^2x}{dt^2} - 2\frac{dx}{dt} + x = 0$$

is

$$(m^2 - m + 1)^2 = 0$$

and hence find the general solution of the equation.

- 61 Show that the characteristic equation of the differential equation

$$\frac{d^4x}{dt^4} - \frac{d^3x}{dt^3} - 9\frac{d^2x}{dt^2} - 11\frac{dx}{dt} - 4x = 0$$

is

$$(m^3 + 3m^2 + 3m + 1)(m - 4) = 0$$

and hence find the general solution of the equation.

10.9.3 Linear nonhomogeneous constant-coefficient equations

Having dealt with linear homogeneous constant-coefficient differential equations, much of the groundwork for linear nonhomogeneous constant-coefficient differential equations is already covered. The general form of such an equation of p th order is

$$L[x] = a_p \frac{d^p x}{dt^p} + a_{p-1} \frac{d^{p-1} x}{dt^{p-1}} + \dots + a_1 \frac{dx}{dt} + a_0 = f(t)$$

where L is a p th-order linear differential operator. We have seen (Section 10.8.2) that the general solution of this equation takes the form of the sum of a particular integral and the complementary function. The complementary function is the general solution of the equation

$$L[x] = 0$$

Hence the complementary function may be found by the methods of the last section, and, in order to complete the treatment of the nonhomogeneous equation, we need only to discuss the finding of the particular integral.

There is no general mathematical theory that will guarantee to produce a particular integral by routine manipulation – rather, finding a particular integral relies on recall of empirical rules or on intellectual inspiration. We shall proceed by first giving some examples.

Example 10.40

Find the general solution of the equation

$$\frac{d^2 x}{dt^2} + 5 \frac{dx}{dt} - 9x = t^2$$

Solution First we shall seek a particular integral. Try the polynomial

$$x(t) = Pt^2 + Qt + R$$

Then direct substitution gives

$$2P + 5(2Pt + Q) - 9(Pt^2 + Qt + R) = t^2$$

that is,

$$-9Pt^2 + (10P - 9Q)t + 2P + 5Q - 9R = t^2$$

Equating coefficients of the various powers of t on the left- and right-hand sides of this equation leads to a set of three linear equations for the unknown parameters P , Q and R :

$$-9P = 1$$

$$10P - 9Q = 0$$

$$2P + 5Q - 9R = 0$$

This set of equations has solution

$$P = -\frac{1}{9}, \quad Q = -\frac{10}{81}, \quad R = -\frac{68}{729}$$

so the particular integral is

$$x(t) = -\frac{1}{9}t^2 - \frac{10}{81}t - \frac{68}{729}$$

The method of Section 10.9.1 provides the complementary function, which is

$$Ae^{-(5-\sqrt{61})t/2} + Be^{-(5+\sqrt{61})t/2}$$

so the general solution of the equation is

$$x(t) = -\frac{1}{9}t^2 - \frac{10}{81}t - \frac{68}{729} + Ae^{-(5-\sqrt{61})t/2} + Be^{-(5+\sqrt{61})t/2}$$

Example 10.41

Find the general solution of the equation

$$\frac{d^2x}{dt^2} + 5\frac{dx}{dt} - 9x = \cos 2t$$

Solution

As in Example 10.40, we first seek a particular integral. In this case the right-hand-side function is $\cos 2t$. If we considered as a trial function $x(t) = P \cos 2t$, we should find that the left-hand side produced $\cos 2t$ and $\sin 2t$ terms. This suggests that the trial function should be

$$x(t) = P \cos 2t + Q \sin 2t$$

Then direct substitution gives

$$\begin{aligned} -4P \cos 2t - 4Q \sin 2t + 5(-2P \sin 2t + 2Q \cos 2t) - 9(P \cos 2t + Q \sin 2t) \\ = \cos 2t \end{aligned}$$

that is,

$$(-13P + 10Q) \cos 2t - (10P + 13Q) \sin 2t = \cos 2t$$

Equating coefficients of $\cos 2t$ and $\sin 2t$ on the left- and right-hand sides of this equation leads to two linear equations for the unknown parameters P and Q :

$$-13P + 10Q = 1$$

$$10P + 13Q = 0$$

so

$$P = -\frac{13}{269} \quad \text{and} \quad Q = \frac{10}{269}$$

and the particular integral is

$$x(t) = \frac{1}{269}(10 \sin 2t - 13 \cos 2t)$$

The complementary function is the same as for Example 10.40,

$$Ae^{-(5-\sqrt{61})t/2} + Be^{-(5+\sqrt{61})t/2}$$

so the general solution of the equation is

$$x(t) = \frac{1}{269}(10 \sin 2t - 13 \cos 2t) + Ae^{-(5-\sqrt{61})t/2} + Be^{-(5+\sqrt{61})t/2}$$

Example 10.42

Find the general solution of the equation

$$\frac{d^2x}{dt^2} + 5\frac{dx}{dt} - 9x = e^{4t}$$

Solution Again we first seek a particular integral. In this case the right-hand-side function is e^{4t} . Since all derivatives of e^{4t} are multiples of e^{4t} , the trial function Pe^{4t} seems suitable. Then direct substitution gives

$$16Pe^{4t} + 20Pe^{4t} - 9Pe^{4t} = e^{4t}$$

Equating coefficients of e^{4t} on the left- and right-hand sides of this equation yields

$$27P = 1$$

so the particular integral is

$$x(t) = \frac{1}{27}e^{4t}$$

The complementary function is the same as for Example 10.40,

$$Ae^{-(5-\sqrt{61})t/2} + Be^{-(5+\sqrt{61})t/2}$$

so the general solution of the equation is

$$x(t) = \frac{1}{27}e^{4t} + Ae^{-(5-\sqrt{61})t/2} + Be^{-(5+\sqrt{61})t/2}$$

Examples 10.40–10.42 show how to deal with the most common right-hand-side functions. In each case a trial solution function is chosen to match the right-hand-side function. The trial solution function contains unknown parameters, which are determined by substituting the trial solution into the differential equation and matching the left- and right-hand sides of the equation. Figure 10.19 summarizes the standard trial functions which are used.

Although the examples that we have shown above all involve the solution of second-order equations, the trial solutions used to find particular integrals that are given in Figure 10.19 apply to linear nonhomogeneous constant-coefficient differential equations of any order.

Figure 10.19
Trial functions for
particular integrals.

<i>Right-hand-side function</i>	<i>Trial function</i>	<i>Unknown parameters</i>
Polynomial in t of degree p , for example $6t^3 + 4t^2 - 2t + 5$	Polynomial in t of degree p , for example $Pt^3 + Qt^2 + Rt + S$	Coefficients of the polynomial, for example P, Q, R and S
Exponential function of t , for example e^{-3t}	Exponential function of t with the same exponent, for example Pe^{-3t}	Coefficient of the exponential function, for example P
Sine or cosine of a multiple of t , for example $\sin 5t$	Linear combination of sine and cosine of the same multiple of t , for example $P \sin 5t + Q \cos 5t$	Coefficients of sine and cosine terms, for example P and Q

If the right-hand side is a linear sum of more than one of these functions then the appropriate trial function is the sum of the trial functions for the terms making up the right-hand side. This can be seen from the properties of linear equations expressed in the following principle:

If L is a linear differential operator and x_1 is a solution of the equation

$$L[x(t)] = f_1(t)$$

and x_2 is a solution of the equation

$$L[x(t)] = f_2(t)$$

then $x_1 + x_2$ is a solution of the equation

$$L[x(t)] = f_1(t) + f_2(t)$$

This result can readily be proved as follows. Since L is a linear operator

$$\begin{aligned} L[x_1 + x_2] &= L[x_1] + L[x_2] \\ &= f_1(t) + f_2(t) \end{aligned}$$

Hence $x_1 + x_2$ is a solution of $L[x] = f_1(t) + f_2(t)$.

Example 10.43

Find the general solution of the equation

$$\frac{d^2x}{dt^2} + 5\frac{dx}{dt} - 9x = e^{-2t} + 2 - t$$

Solution

First we find the particular integral. Since the right-hand side is the sum of an exponential and a polynomial of degree 1, the trial function for this equation is

$$Pe^{-2t} + Q + Rt$$

So, by direct substitution

$$4Pe^{-2t} + 5(-2Pe^{-2t} + R) - 9(Pe^{-2t} + Q + Rt) = e^{-2t} + 2 - t$$

Equating coefficients of e^{-2t} , 1 and t on the left- and right-hand sides of this equation yields

$$\begin{aligned} -15P &= 1 \\ -9Q + 5R &= 2 \\ -9R &= -1 \end{aligned}$$

so the particular integral is

$$x(t) = -\frac{1}{15}e^{-2t} - \frac{13}{81} + \frac{1}{9}t$$

The complementary function is the same as for Example 10.40,

$$Ae^{-(5-\sqrt{61})t/2} + Be^{-(5+\sqrt{61})t/2}$$

so the general solution of the equation is

$$x(t) = -\frac{1}{15}e^{-2t} - \frac{13}{81} + \frac{1}{9}t + Ae^{-(5-\sqrt{61})t/2} + Be^{-(5+\sqrt{61})t/2}$$

The solution of linear nonhomogeneous constant-coefficient differential equations of order higher than 2 follows directly from the method for second-order equations. Finding a particular integral is the same whatever the degree of the equation. The principle that the solution is constructed from a particular integral added to the complementary function requires that the differential operator be linear, but is valid for an operator of any degree. Hence completing the solution of the higher-order nonhomogeneous equation only requires that the derived homogeneous equation can be solved – and we learned how to do that in Section 10.9.1.

There is one complication that we have not yet mentioned. This is illustrated in Example 10.44.

Example 10.44

Find the general solution of the equation

$$\frac{d^2x}{dt^2} + \frac{dx}{dt} - 2x = e^{-2t}$$

Solution

Substituting in the appropriate trial solution Pe^{-2t} produces the result

$$4Pe^{-2t} - 2Pe^{-2t} - 2Pe^{-2t} = e^{-2t}$$

This equation has no solution for P .

The problem in Example 10.44 lies in the fact that the right-hand side of the equation consists of a function that is also a solution of the equivalent homogeneous equation. In such cases we must multiply the appropriate trial function for the particular integral by t .

So, to find the particular integral for Example 10.44, the appropriate trial solution is Pte^{-2t} . Substituting this into the equation we have

$$(-2Pe^{-2t} + 4Pte^{-2t} - 2Pe^{-2t}) + (-2Pte^{-2t} + Pe^{-2t}) - 2Pte^{-2t} = e^{-2t}$$

so, gathering terms, we have

$$-3Pe^{-2t} = e^{-2t} \quad \text{giving} \quad P = -\frac{1}{3}$$

and the general solution to Example 10.43 is

$$x(t) = -\frac{1}{3}te^{-2t} + Ae^{-2t} + Be^t$$

If the right-hand-side function corresponds to a function that is a repeated root of the characteristic equation then the trial function must be multiplied by t^n , where n is the multiplicity of the root of the characteristic equation.

Example 10.45

Find the general solution of the equation

$$\frac{d^4x}{dt^4} - 2\frac{d^3x}{dt^3} + 5\frac{d^2x}{dt^2} - 8\frac{dx}{dt} + 4x = e^t$$

Solution Substituting in the appropriate trial solution Pe^t produces the result

$$Pe^t - 2Pe^t + 5Pe^t - 8Pe^t + 4Pe^t = e^t$$

for which, as in Example 10.44, there is no solution for P . The characteristic equation for the homogeneous equation is

$$m^4 - 2m^3 + 5m^2 - 8m + 4 = 0$$

that is,

$$(m - 1)^2(m^2 + 4) = 0$$

so the general solution of the homogeneous equation is

$$x(t) = (At + B)e^t + C \cos 2t + D \sin 2t$$

The right-hand side of the equation, e^t , is the function corresponding to the double root $m = 1$, so the standard trial function for this right-hand side, Pe^t , must be multiplied by t^2 . Substituting this trial function, we obtain

$$\begin{aligned} P(t^2e^t + 8te^t + 12e^t) - 2P(t^2e^t + 6te^t + 6e^t) \\ + 5P(t^2e^t + 4te^t + 2e^t) - 8P(t^2e^t + 2te^t) + 4Pt^2e^t = e^t \end{aligned}$$

that is,

$$10Pe^t = e^t$$

Hence the solution of the differential equation is

$$x(t) = \frac{1}{10}t^2e^t + (At + B)e^t + C \cos 2t + D \sin 2t$$

Examples 10.40–10.45 have all found general solutions to problems with no boundary conditions given. Obviously values could be determined for the constants to fit the general solution to given boundary or initial conditions. Each boundary condition allows the value of one constant to be fixed. Hence, in general, the number of boundary conditions needed to completely determine the solution is equal to the order of the differential equation.



Example 10.45 would be solved by

$$\text{dsolve}(D4x - 2*D3x + 5*D2x - 8*Dx + 4*x == \exp(t))$$

Solutions of any of the questions in Exercises 10.9.4 may readily be checked using the package.

10.9.4 Exercises



Check your answers using MATLAB whenever possible.

- 62** Find the general solution of the following differential equations:

(a) $\frac{d^2x}{dt^2} - 2\frac{dx}{dt} - 3x = t$

(b) $\frac{d^2x}{dt^2} - 2\frac{dx}{dt} - 5x = t^2 - 2t$

(c) $\frac{d^2x}{dt^2} - \frac{dx}{dt} - x = 5e^t$

- 63** Find the general solutions of the following differential equations:

(a) $\frac{d^2x}{dt^2} - 3\frac{dx}{dt} + 4x = \cos 4t - 2\sin 4t$

(b) $9\frac{d^2x}{dt^2} - 12\frac{dx}{dt} + 4x = e^{-3t}$

(c) $2\frac{d^2x}{dt^2} + 4\frac{dx}{dt} - 7x = 7\cos 2t$

(d) $\frac{d^2x}{dt^2} + \frac{dx}{dt} + 4x = 5t - 7$

(e) $16\frac{d^2x}{dt^2} + 8\frac{dx}{dt} + x = t + 6$

(f) $\frac{d^2x}{dt^2} - 8\frac{dx}{dt} + 16x = -3\sin 3t$

(g) $\frac{d^2x}{dt^2} - 4\frac{dx}{dt} + 7x = e^{-5t}$

(h) $3\frac{d^2x}{dt^2} + 3\frac{dx}{dt} - x = t^2 + e^{-2t}$

(i) $\frac{d^2x}{dt^2} + 2\frac{dx}{dt} - 3x = 5e^{-3t} + \sin 2t$

(j) $\frac{d^2x}{dt^2} + 16x = 1 + 2\sin 4t$

(k) $\frac{d^2x}{dt^2} - 4\frac{dx}{dt} = 7 - 3e^{4t}$

- 64** Show that the characteristic equation of the differential equation

$$\frac{d^4x}{dt^4} - 3\frac{d^3x}{dt^3} - 5\frac{d^2x}{dt^2} + 9\frac{dx}{dt} - 2x = 0$$

is

$$(m^2 + m - 2)(m^2 - 4m + 1) = 0$$

and hence find the general solutions of the equations

(a) $\frac{d^4x}{dt^4} - 3\frac{d^3x}{dt^3} - 5\frac{d^2x}{dt^2} + 9\frac{dx}{dt} - 2x = \cos 2t$

(b) $\frac{d^4x}{dt^4} - 3\frac{d^3x}{dt^3} - 5\frac{d^2x}{dt^2} + 9\frac{dx}{dt} - 2x = e^{2t} + e^{-2t}$

(c) $\frac{d^4x}{dt^4} - 3\frac{d^3x}{dt^3} - 5\frac{d^2x}{dt^2} + 9\frac{dx}{dt} - 2x = t^2 - 1 + e^{-t}$

- 65** Show that the characteristic equation of the differential equation

$$\frac{d^3x}{dt^3} - 9\frac{d^2x}{dt^2} + 27\frac{dx}{dt} - 27x = 0$$

is

$$(m - 3)^3 = 0$$

and hence find the general solutions of the equations

(a) $\frac{d^3x}{dt^3} - 9\frac{d^2x}{dt^2} + 27\frac{dx}{dt} - 27x = \cos t - \sin t + t$

(b) $\frac{d^3x}{dt^3} - 9\frac{d^2x}{dt^2} + 27\frac{dx}{dt} - 27x = e^t$

(c) $\frac{d^3x}{dt^3} - 9\frac{d^2x}{dt^2} + 27\frac{dx}{dt} - 27x = e^{3t} + t$

10.10 Engineering application: second-order linear constant-coefficient differential equations

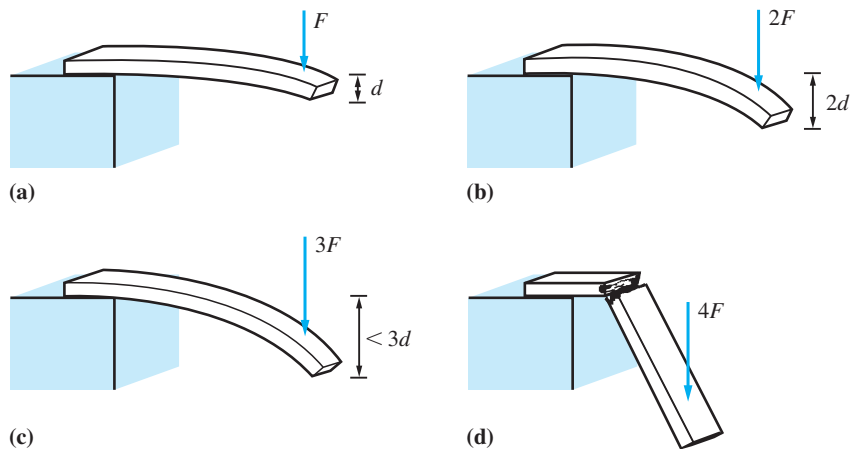
In this section we are going to show how simple mathematical models of a variety of engineering systems give rise to second-order linear constant-coefficient differential equations. We shall also investigate the major features of the solutions of such models.

10.10.1 Free oscillations of elastic systems

If a wooden plank or a metal beam is attached firmly to a rigid foundation at one end with its other end projecting and unsupported, as shown in Figure 10.20, then the imposition of a force on the free end, or equivalently the placing of a heavy object on it, will cause the plank or beam to bend under the load. The greater the force or load, the greater will be the deflection. If the load is moderate then the plank or beam will spring back to its original position when the load is removed. If the load is great enough, the plank will eventually break. The metal beam, on the other hand, may either deform permanently (so that it does not return to its original position when the load is removed) or fracture, depending on the type of metal. Experiments on planks or beams such as described here have revealed that for beams made of a wide variety of materials there is commonly a range of loads for which the deflection of the beam is roughly proportional to the load applied (Figures 10.20(a), (b)). When the load becomes large enough, however, there is usually a region in which the deflection increases either less rapidly or more rapidly than the load (Figure 10.20(c)), and finally a load beyond which the beam either breaks or is permanently deformed (Figure 10.20(d)).

A beam that is fixed rigidly at one end and designed to support a load of some sort on the other end is called a **cantilever**. There are many common everyday and engineering applications of cantilevers. One with which most readers will be familiar is a diving springboard. Engineering applications include such things as warehouse hoists, the wings of aircraft and some types of bridges. For most of these applications the

Figure 10.20
The deflection of a cantilever by a load.



cantilever is designed to operate with small deflections; that is, the size and material of construction of the cantilever will be chosen by the designer so that, under the greatest anticipated load, the deflection of the cantilever will be small. Within this regime, the deflection of the tip of the cantilever will be proportional to the load applied. In the notation of Figure 10.20, we can write

$$d = \frac{1}{k}F \quad (10.40)$$

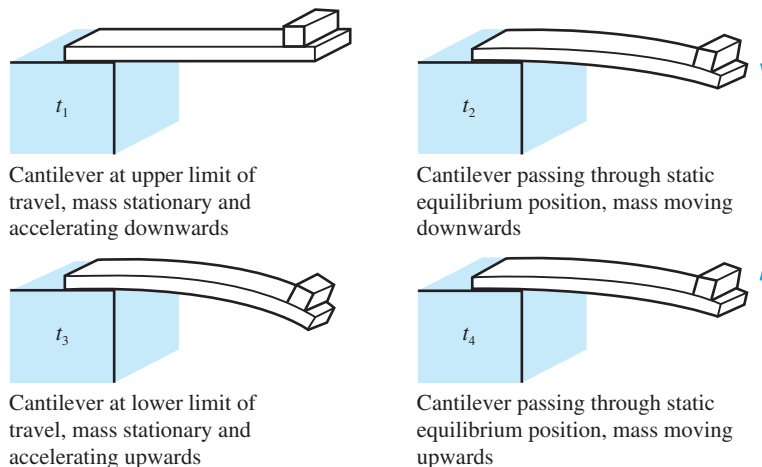
where d is the deflection of the cantilever, F is the load applied and k is a constant. Equation (10.40) essentially expresses a mathematical model of the cantilever, albeit a very simple one. The model is valid for applied loads such that the deflection of the cantilever remains within the linear range (where the deflection is proportional to load), and would not be valid for larger loads leading to nonlinear deflections, permanent distortions and breakages.

Equation (10.40) can also be used to investigate the dynamic behaviour of cantilevers. So far, we have assumed that the cantilever is in equilibrium under the applied load. Such situations, in which the cantilever is not moving, are called **static**. The term **dynamic** is conventionally used to describe situations and analyses in which the deflection of the cantilever is not constant in time. When the deflection of a cantilever is either greater than or less than the static deflection under the same load, the cantilever exerts a net force accelerating the mass back towards its equilibrium position. As a result, the deflection of the cantilever oscillates about the static equilibrium position. The situation is illustrated in Figure 10.21.

Such oscillations can be analysed fairly readily. If the mass supported on the end of the cantilever is large compared with the mass of the cantilever itself, the effect of the cantilever is merely to apply a force to the mass. The vertical equation of motion of the mass is then

$$m \frac{d^2x}{dt^2} = mg - F$$

Figure 10.21
The dynamic behaviour of a loaded cantilever.



where x is the instantaneous deflection of the tip of the cantilever below the horizontal, m is the mass and F is the upward force exerted on the mass by the cantilever due to its bending. But the restoring force, provided the deflection of the cantilever remains small enough at all times during the motion, is given by (10.40). Thus the motion is governed by the equation

$$m \frac{d^2x}{dt^2} = mg - kx$$

This equation, rearranged in the form

$$\frac{d^2x}{dt^2} + \frac{kx}{m} = g \quad (10.41)$$

is recognizable as a second-order linear nonhomogeneous constant-coefficient equation. In the static case, when the load is not moving, the solution of this equation is $x = mg/k$. This is, of course, also a particular integral for (10.41). The complementary function for (10.41) is

$$x = A \cos \omega t + B \sin \omega t, \quad \text{where } \omega^2 = k/m$$

The complete solution of (10.41) is therefore

$$x = \frac{mg}{k} + A \cos \omega t + B \sin \omega t \quad (10.42)$$

The constants A and B could of course be determined if suitable initial conditions were provided. What is at least as important – if not more so for the engineer – is to understand the physical meaning of the solution (10.42). This is more easily done if (10.42) is slightly rearranged. Taking $C = (A^2 + B^2)^{1/2}$ and $\tan \delta = B/A$, so that

$$A = C \cos \delta \quad \text{and} \quad B = C \sin \delta$$

(10.42) becomes

$$x = \frac{mg}{k} + C \cos(\omega t - \delta) \quad (10.43)$$

In physical terms this equation implies that the deflection of the cantilever takes the form of periodic oscillations of angular frequency ω and constant amplitude C about the position of static equilibrium of the cantilever (the position at which $kx = mg$).

The interested reader can check the accuracy of this description by constructing a cantilever from a flexible wooden or plastic ruler (the flexible plastic type is the most effective). The ruler should be held firmly by one end so that it projects over the edge of a desk or table, and the free end loaded with a sufficient mass of plasticine or other suitable material. The static equilibrium position is easily found. If the end of the ruler is displaced from this position and released, the plasticine-loaded end will be found to vibrate up and down around the equilibrium position. If the mass of plasticine is increased, the frequency of the vibration will be found to decrease as predicted by the relation $\omega^2 = k/m$.

A cantilever is not the only engineering system that gives rise to linear constant-coefficient equations. The pendulum shown in Figure 10.22 can be analysed thus. It is of length l and carries a mass m at its free end. If the mass of the pendulum arm is very

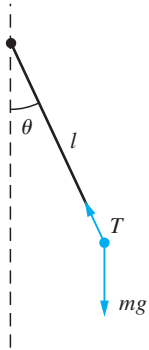


Figure 10.22
A pendulum.

small compared with m then, resolving forces at right angles to the pendulum arm, the equation of motion of the mass is

$$ml \frac{d^2\theta}{dt^2} = -mg \sin \theta$$

This is a second-order nonlinear differential equation, but if the displacement from the equilibrium position (in which the pendulum hangs stationary and vertically below the pivot) is small then $\sin \theta \approx \theta$ and the equation becomes

$$\frac{d^2\theta}{dt^2} + \frac{g}{l}\theta = 0 \quad (10.44)$$

The solution of this equation is

$$\theta = A \cos \omega t + B \sin \omega t, \quad \text{with } \omega^2 = g/l \quad (10.45)$$

In other words, the pendulum's displacement from its equilibrium position oscillates sinusoidally with a frequency that decreases as the pendulum increases in length but is independent of the mass of the pendulum bob.

The buoy (or floating oil drum or similar) shown in Figure 10.23 also gives rise to a second-order linear constant-coefficient equation. Suppose the immersed depth of the buoy is z . Its mass (which is concentrated near the bottom of the buoy in order that it should float upright and not tip over) is m . We know, by Archimedes' principle, that the water in which the buoy floats exerts an upthrust on the buoy equal to the weight of the water displaced by the latter. If the cross-sectional area of the buoy is A and the density of the water is ρ , the upthrust will be ρAzg . Hence the equation of motion is

$$m \frac{d^2z}{dt^2} = mg - \rho Azg$$

that is,

$$\frac{d^2z}{dt^2} + \frac{\rho Ag}{m}z = g \quad (10.46)$$

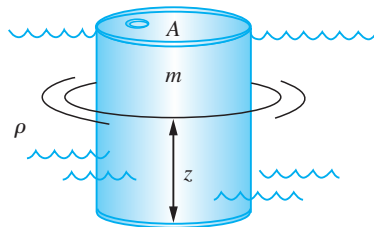
Equation (10.46) has particular integral $z = m/\rho A$ and complementary function

$$z = A \cos \omega t + B \sin \omega t, \quad \text{with } \omega^2 = \rho Ag/m$$

so the complete solution is

$$z = \frac{m}{\rho A} + A \cos \omega t + B \sin \omega t, \quad \text{with } \omega^2 = \frac{\rho Ag}{m} \quad (10.47)$$

Figure 10.23
A floating buoy.



As in the case of the cantilever, the particular integral of the equation corresponds to the static equilibrium solution (when the buoy is floating just sufficiently immersed that the upthrust exerted by the water equals the weight of the buoy), and the complementary function describes oscillations of the buoy about this position. In this case the buoy oscillates with constant amplitude and a frequency that decreases as the mass of the buoy increases and increases as the density of the water and/or the cross-sectional area of the buoy increases.

10.10.2 Free oscillations of damped elastic systems

Equations (10.42), (10.45) and (10.47) all describe oscillations of constant amplitude. In reality, in all the situations described, namely a vibrating cantilever, an oscillating pendulum and a bobbing buoy, experience leads us to expect that the oscillations or vibrations are of decreasing amplitude, so that the motion eventually decays away and the system finally comes to rest in its static equilibrium position. This suggests that the mathematical models of the situation that we constructed earlier (see Section 10.10.1), and which are represented by (10.41), (10.44) and (10.46), are inadequate in some way.

What has been ignored in each case is the effect of dissipation of energy. Suppose, in the case of the pendulum, the motion of the pendulum were opposed by air resistance. The work which the pendulum does against the air resistance represents a continuous loss of energy, as a result of which the amplitude of oscillation of the pendulum decreases until it finally comes to rest. The situation is illustrated in Figure 10.24. The forces acting on the pendulum mass are gravity, air resistance (which opposes motion) and the tension in the pendulum arm. Resolving these forces perpendicular to the pendulum arm results in the equation of motion:

$$ml \frac{d^2\theta}{dt^2} = -R - mg \sin \theta$$

If the air resistance is assumed to be proportional to the speed of the pendulum mass then, since the speed of the mass is $l(d\theta/dt)$, we have

$$R = kl \frac{d\theta}{dt}$$

Hence

$$ml \frac{d^2\theta}{dt^2} = -kl \frac{d\theta}{dt} - mg \sin \theta$$

or, assuming θ is small so that $\sin \theta \approx \theta$ and rearranging the terms,

$$\frac{d^2\theta}{dt^2} + \frac{k}{m} \frac{d\theta}{dt} + \frac{g}{l} \theta = 0 \quad (10.48)$$

This is a second-order linear constant-coefficient differential equation. It should be noted that the assumption that air resistance is proportional to speed is not the only possible assumption. For very slow-moving objects air resistance may well be more nearly constant, while for very fast-moving objects air resistance is usually taken to be proportional to the square of speed, which is a much better description of reality

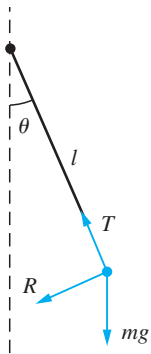


Figure 10.24
A pendulum with
air resistance.

for fast-moving objects. For objects moving at modest speeds, however, the assumption that air resistance is proportional to speed is commonly adopted.

In the case of the cantilever and the buoy, also, we might assume that there is a resistance to motion that is proportional to the speed of motion. Again these are not the only possible assumptions, but they are ones that, under appropriate circumstances, are reasonable. The guiding principle when modelling physical systems such as these is to identify the physical source of the resistance and try to describe its behaviour. This is not a problem of mathematics but rather one of mathematical modelling, in which engineers must use their knowledge of physics and engineering as well as of mathematics in order to arrive at an appropriate mathematical description of reality.

Constructing models of a whole host of other engineering situations also leads to equations similar to (10.48). Basically, any situation in which the motion of some mass is caused by the sum of a force opposing displacement that is proportional to the displacement from some fixed position and a force that resists motion and is proportional to the speed of motion gives rise to an equation of the form

$$m \frac{d^2x}{dt^2} = -\mu \frac{dx}{dt} - \lambda x$$

that is,

$$\frac{d^2x}{dt^2} + p \frac{dx}{dt} + qx = 0 \quad (10.49)$$

where

$$p = \frac{\mu}{m} \quad \text{and} \quad q = \frac{\lambda}{m}$$

We must have $p > 0$ and $q > 0$, because the two forces oppose displacement and motion respectively. We know from Section 10.10.1 that the solution of (10.49) is

$$x(t) = Ae^{m_1 t} + Be^{m_2 t}$$

where m_1 and m_2 are the roots of the characteristic equation

$$m^2 + pm + q = 0$$

For reasons that will become apparent, it is convenient to put (10.49) into the standard form

$$\frac{d^2x}{dt^2} + 2\zeta\omega \frac{dx}{dt} + \omega^2 x = 0 \quad (10.50)$$

where, because $p, q > 0$, so are ζ and ω . The characteristic equation is then $m^2 + 2\zeta\omega m + \omega^2 = 0$, whose roots are

$$m = \begin{cases} -\zeta\omega \pm (\zeta^2 - 1)^{1/2}\omega & (\zeta > 1) \\ -\omega \text{ (twice)} & (\zeta = 1) \\ -\zeta\omega \pm j(1 - \zeta^2)^{1/2}\omega & (0 < \zeta < 1) \end{cases}$$

and the solution of (10.50) is therefore

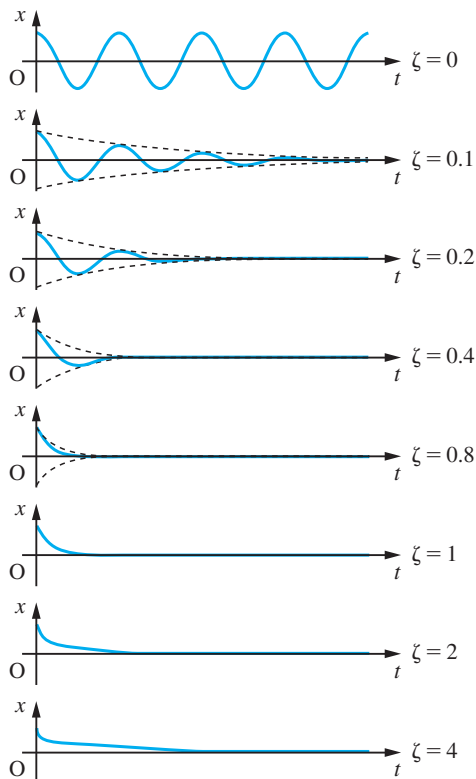
$$x = A \exp\{-[\zeta - (\zeta^2 - 1)^{1/2}]\omega t\} + B \exp\{-[\zeta + (\zeta^2 - 1)^{1/2}]\omega t\} \quad (\zeta > 1) \quad (10.51a)$$

$$x = e^{-\omega t}(At + B) \quad (\zeta = 1) \quad (10.51b)$$

$$x = e^{-\zeta\omega t}\{A \cos[(1 - \zeta^2)^{1/2}\omega t] + B \sin[(1 - \zeta^2)^{1/2}\omega t]\} \quad (0 < \zeta < 1) \quad (10.51c)$$

The first point to note about these solutions is that, since $\zeta > 0$ and $\omega > 0$, we have $x \rightarrow 0$ as $t \rightarrow \infty$ in all cases. Figure 10.25 shows the typical form of the solution (10.51) for various values of ζ . Variation of ω will only change the scale along the horizontal axis. For $0 < \zeta < 1$ the solution takes an oscillatory form with decaying amplitude. For $\zeta > 1$ the solution has the form of an exponential decay. The larger ζ , the slower the final decay, since the exponential coefficient $\zeta - (\zeta^2 - 1)^{1/2} \rightarrow 0$ as $\zeta \rightarrow \infty$. In Figure 10.25 the envelopes of the oscillatory solutions are shown as dashed lines. If the envelope of the oscillatory decay is compared with the solutions for $\zeta > 1$ it is quickly apparent that the most rapid decay is when $\zeta = 1$. It is now apparent why we chose to take (10.50) as the standard form for the description of second-order damped systems. The parameter ω is the **natural frequency** of the system, that is the frequency with which it would oscillate in the absence of damping, and the parameter ζ is the **damping parameter** of the system. When $\zeta = 1$, the decay of the motion of the system to its equilibrium state is as fast as is possible. For this reason, $\zeta = 1$ is referred to as **critical damping**. When $\zeta < 1$, the motion described by the equation decays to its equilibrium

Figure 10.25
The motion of damped second-order systems.



state in an oscillatory manner, passing through the equilibrium position on a number of occasions before coming to rest. For this reason, the motion is described as **under-damped**. When $\zeta > 1$, the motion described by the equation decays to the equilibrium position in a direct manner, but less rapidly than for a critically damped system. In this case the motion is described as **over-damped**.

For the under-damped case an engineering rule of thumb that is commonly used is that when $\zeta = 0.3$ the system shows three *discernible* overshoots before settling down. That is not to say that there are only three overshoots – on the contrary, there are an infinite number – but by the fourth and subsequent overshoots the amplitude of the oscillations has decayed to less than 2% of the initial amplitude. When $\zeta = 0.5$, there are two discernible overshoots (the third and subsequent ones have amplitude less than $\frac{1}{2}$ % of initial), and when $\zeta = 0.7$, there is only one significant overshoot.

Another rule of thumb relates to the envelope containing the response. The response is contained within an envelope defined by the function $e^{-\zeta\omega t}$. Now $e^{-3} = 0.0498$ and $e^{-4.5} = 0.0111$, so when $\zeta\omega t = 3$ the amplitude of the response will have fallen to approximately 5% of its original amplitude, and when $\zeta\omega t = 4.5$ it will have fallen to roughly 1% of its original amplitude. For this reason, $t = 1/\zeta\omega$ is called the **decay time** of the system, and engineers use the rule of thumb that response falls to 5% in three decay times and 1% in four and a half decay times.

Example 10.46

A pendulum of mass 4 kg, length 2 m and an air resistance coefficient of 5 N s m^{-1} is released from an initial position in which it makes an angle of 20° with the vertical. Assuming that this angle is small enough for the small-angle approximation to be made in the equation of motion, how many oscillations will be obviously observable before the pendulum comes to rest, and how long will it take for the amplitude of the motion to have fallen to less than 1° ?

Solution

The motion of the pendulum is described by (10.48). Comparing this with (10.50), we see that $\omega = (g/l)^{1/2} = 2.215 \text{ rad s}^{-1}$ and $2\zeta\omega = k/m = 1.25$; that is, $\zeta = 0.282$. Hence, since $\zeta \approx 0.3$, we expect to see three obvious discernible overshoots (one and a half complete cycles of oscillation). The decay time for the pendulum is $1/\zeta\omega = 2m/k = 1.6 \text{ s}$, so we expect the amplitude of oscillation of the pendulum to fall to 5% of its initial amplitude in 4.8 s.

It is evident from the preceding paragraphs and from Example 10.46 that the natural frequency ω and the damping parameter ζ of a system are a very convenient way of summarizing the properties of any physical system whose oscillations are described by a damped second-order equation.

10.10.3 Forced oscillations of elastic systems

In the previous two sections we examined the behaviour of elastic systems undergoing oscillations in which the system is free to choose its own frequency of oscillation. In many situations elastic systems are driven by some external force at a frequency imposed by the latter.

A familiar example of such a situation is the vibration of lamp posts in strong winds. The lightweight tubular metal lamp posts that have frequently been installed by highway authorities since the 1960s are a form of cantilever. The vertical post is rigidly mounted in the ground, and carries at its top a lamp apparatus. If the top of the lamp post were to be pulled to one side and released, the post would certainly vibrate. The frequency of that vibration would be a function of the stiffness (restoring force per unit lateral tip displacement) of the lamp post and the mass of both the post and the lamp apparatus carried at the top. The stiffer the lamp post, the higher would be the frequency of vibration. The more massive the post and the lamp apparatus, the lower the frequency.

When the wind blows past the lamp post, aerodynamic effects (known as vortex shedding) result in an oscillating side-force on the lamp post. The frequency of this side-force is a function of the wind speed and the diameter of the lamp post. There is no reason why the frequency of oscillation of the wind-induced side-force should coincide with the frequency of the oscillations that result if the top of the lamp post is displaced sideways and released to vibrate freely. Under the influence of the oscillating side-force, such lamp posts commonly vibrate from side to side in time with the oscillating side-force. As the wind speed changes, so the frequency of the side-force and therefore of the lamp post's vibrations changes. Other types of lamp post, notably the reinforced concrete type and the older cast-iron lamp posts, do not seem to exhibit this behaviour. This can be explained in terms of their greater stiffness, as we shall see later.

Oscillations of elastic systems in which the system is free to adopt its own natural frequency of vibration are called **free vibrations**, while those caused by oscillating external forces (and in which the system must vibrate at the frequency of the external forcing) are called **forced vibrations**.

Other large structures can also be forced to oscillate by the wind blowing past them, just like lamp posts. Large modern factory chimneys made of steel or aluminium sections bolted together and stayed by wires exhibit this type of vibration, as do the suspension cables and hangers of suspension bridges and the overhead power transmission lines of electricity grid systems. The legs of offshore oil rigs can be forced to vibrate by ocean currents and waves. The wings of an aircraft (which, being mounted rigidly in the fuselage of the aircraft, are also a form of cantilever) may vibrate under aerodynamic loads, particularly from atmospheric turbulence. Large pieces of static industrial machinery are usually bolted down to the ground. If such fastening is subjected to a large load, it will usually give a little, so the attachment of the machinery to the floor must be considered as elastic. If the machinery, when in operation, produces an internal side-load (such as an out-of-balance rotor would produce) then the machinery is seen to rock from side to side on its mountings at the frequency of the internally generated side-loading. This effect can often be observed in the rocking vibrations of a car engine when it is idling in a stationary car. It is well known that bodies of men or women marching are ordered to break step when passing over bridges. If they did not, the regular footfalls of the whole group would create a periodic force on the bridge. The dangers of such regular forces will become apparent in our analysis. All these situations are similar in nature to the forced vibrations of the lamp post under the influence of the wind. In most of them the oscillations induced by the side-force are potentially disastrous, and must be understood by the engineer so that engineering artefacts may be designed to avoid the destructive effects of forced vibrations.

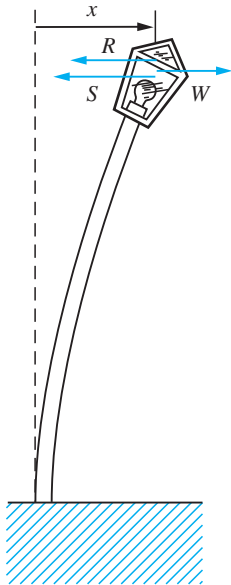


Figure 10.26
The forces acting on a vibrating lamp post.

A simple model of the vibrations of a lamp post can be constructed as shown in Figure 10.26. The lamp apparatus, of mass m , is displaced from its equilibrium position by a distance x . The structure of the cantilever results in a restoring force S and air resistance in a restoring force R . The wind load (which, remember, is not a force in the direction of the wind but rather an oscillatory side-force) is W . If the displacement x is small and the displacement velocity is not too great then we may reasonably assume

$$S = kx \quad \text{and} \quad R = \lambda \frac{dx}{dt}$$

Making the somewhat unrealistic assumption that the mass of the lamp post itself is small compared with the mass of the lamp apparatus, the equation of motion of the lamp is seen to be

$$m \frac{d^2x}{dt^2} = -\lambda \frac{dx}{dt} - kx + W$$

The wind-induced force W is oscillatory, so we shall assume that it is of the form

$$W = W_0 \cos \Omega t$$

Hence the equation of motion becomes

$$m \frac{d^2x}{dt^2} + \lambda \frac{dx}{dt} + kx = W_0 \cos \Omega t \quad (10.52)$$

which is a second-order, linear, nonhomogeneous constant-coefficient differential equation. In order to facilitate the interpretation of the result, we shall replace (10.52) with the equivalent equation

$$\frac{d^2x}{dt^2} + 2\zeta\omega \frac{dx}{dt} + \omega^2 x = F \cos \Omega t \quad (10.53)$$

The particular integral for (10.53) is obtained by assuming the form $A \cos \Omega t + B \sin \Omega t$, and is found to be

$$\frac{(\omega^2 - \Omega^2)F \cos \Omega t + 2\zeta\omega\Omega F \sin \Omega t}{(\omega^2 - \Omega^2)^2 + 4\zeta^2\omega^2\Omega^2} \quad (10.54a)$$

or equivalently

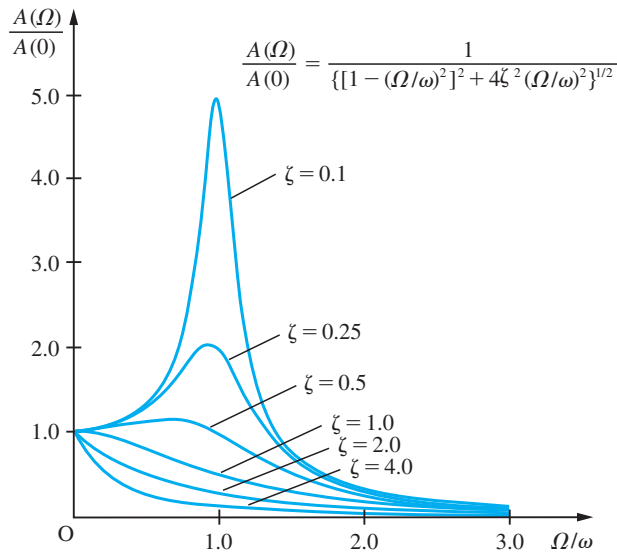
$$\frac{F}{[(\omega^2 - \Omega^2)^2 + 4\zeta^2\omega^2\Omega^2]^{1/2}} \cos(\Omega t - \delta) \quad (10.54b)$$

where

$$\delta = \tan^{-1} \left(\frac{2\zeta\omega\Omega}{\omega^2 - \Omega^2} \right)$$

The complementary function is of course the solution of the homogeneous equivalent of (10.52), which is just (10.50). The complementary function is therefore given by (10.51). The motion of a damped second-order system in response to forcing by a force $F \cos \Omega t$ is therefore the sum of (10.51) and (10.54a) or (10.54b). In Section 10.10.2 we

Figure 10.27
The response of damped second-order systems to sinusoidal forcing.



saw that (10.51) is, for positive ζ , always a decaying function of time. The complementary function for (10.53) therefore represents a motion that decays to nothing with time, and is therefore called a **transient solution**. The particular integral, on the other hand, does not decay, but continues at a steady amplitude for as long as the forcing remains. The long-term response of a damped second-order system to forcing by a force $F \cos \Omega t$ is therefore to oscillate at the forcing frequency Ω with amplitude

$$A(\Omega) = \frac{1}{[(\omega^2 - \Omega^2)^2 + 4\zeta^2\omega^2\Omega^2]^{1/2}} \quad (10.55)$$

times the amplitude of the forcing term. This is called the **steady state response** of the system. Evidently, the amplitude of the steady state response changes as the frequency Ω of the forcing changes. In Figure 10.27 the form of the response amplitude $A(\Omega)$ as a function of Ω is shown for a range of values of ζ . Obviously, the characteristics of the response of a damped second-order system to forcing depend crucially on the damping. For lightly damped systems (ζ near to 0) the response has a definite maximum near to ω , the natural frequency of the system. For more heavily damped systems the peak response is smaller, and for large enough ζ the peak disappears altogether.

The significance of this is that systems subjected to an oscillatory external force at a frequency near to the natural frequency of the system will, unless they are sufficiently heavily damped, respond with large-amplitude motion. This phenomenon is known as **resonance**. Resonance can cause catastrophic failure of the structure of a system. The history of engineering endeavour contains many examples of structures that have failed because they have been subjected to some external exciting force with a frequency near to one of the natural frequencies of vibration of the structure. Perhaps the most famous example of such a failure is the collapse in 1941 of the suspension bridge at Tacoma Narrows in the USA. This failure, due to wind-induced oscillations, was recorded on film and provides a salutary lesson for all engineers. Similar forces have destroyed factory chimneys, power transmission lines and aircraft.

It should now be obvious why the amplitude of oscillation of the tubular metal lamp post varies with wind speed. The natural frequency of the lamp post is determined by its structure, and is therefore fixed. The frequency of the vortex shedding, and so of the oscillatory side-force, is directly proportional to the wind speed. Hence, as the wind speed increases, so does the frequency of external forcing of the lamp post. As the forcing frequency approaches the natural frequency of the lamp post, the amplitude of the lamp post's vibrations increases. When the wind speed increases sufficiently, the forcing frequency exceeds the natural frequency, and the amplitude of the oscillations decreases again. The same explanation applies to the Tacoma Narrows bridge. The bridge, once constructed, stood for some months without serious difficulty. The failure was the result of the first storm in which wind speeds rose sufficiently to excite the bridge structure at one of its natural frequencies. (Since the structure of a suspension bridge is much more complex than that of a simple cantilever, such a bridge has many natural frequencies, corresponding to different modes of vibration.)

10.10.4 Oscillations in electrical circuits

In Section 10.2.4 we analysed a simple electrical circuit composed of a resistor, a capacitor and an inductor. In that case we considered what happened when a switch was thrown in a circuit containing a d.c. voltage source. If an alternating voltage signal is applied to a similar circuit the equation governing the resulting oscillations also turns out to be a second-order linear differential equation.

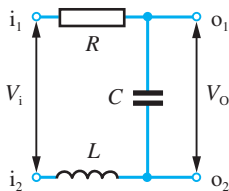


Figure 10.28
An LCR electrical circuit.

Consider the circuit shown in Figure 10.28. Suppose a voltage V_i is applied across the input terminals i_1 and i_2 . The voltage drop across the inductor is $L(di/dt)$, that across the capacitor is $\int(i/C)dt$ and that across the resistor is Ri . Kirchhoff's laws (or the principle of conservation of charge) tell us that the current in each component must be the same. The voltage across the output terminals o_1 and o_2 is $\int(i/C)dt = V_o$. Hence we have

$$L \frac{di}{dt} + Ri + \frac{1}{C} \int i dt = V_i$$

with

$$V_o = \frac{1}{C} \int i dt$$

That is,

$$LC \frac{d^2 V_o}{dt^2} + RC \frac{dV_o}{dt} + V_o = V_i$$

or

$$\frac{d^2 V_o}{dt^2} + \frac{R}{L} \frac{dV_o}{dt} + \frac{V_o}{LC} = \frac{V_i}{LC} \quad (10.56)$$

This is a second-order, linear, nonhomogeneous constant-coefficient differential equation. If the signal V_i is of the form $V \cos \Omega t$ then we essentially have forced oscillations of a second-order system again. If we write

$$\omega^2 = \frac{1}{LC}, \quad 2\zeta\omega = \frac{R}{L} \quad \text{and} \quad F = \frac{V}{LC}$$

then (10.56) takes the standard form of (10.53), and we can infer that the voltage V_o will be sinusoidal with amplitude

$$\frac{A(\Omega)}{LC}V$$

where

$$A(\Omega) = \frac{1}{[(\omega^2 - \Omega^2)^2 + 4\zeta^2\omega^2\Omega^2]^{1/2}}$$

Thus when a sinusoidal voltage waveform is applied to the input terminals of the circuit, the voltage appearing at the output terminals is also a sinusoidal waveform, but one whose amplitude, relative to the input waveform amplitude, depends on the frequency of the input. A circuit that has this property is of course called a **filter**.

The form of $A(\Omega)$ will depend on ω and ζ , which in turn are determined by the values of L , R and C . The latter could be chosen so that ζ is small. In that case the circuit provides a large output when the input frequency Ω is near some frequency ω (which is determined by the choice of L and C) and a smaller output otherwise. This is a **tuned circuit** or a **bandpass filter**. If L , R and C are chosen so that ζ is larger (say near unity) then the circuit provides a larger output for small Ω and a smaller output for larger Ω . Such a circuit is a **low-pass filter**.

In this section, we have seen how problems in two very different areas of engineering – one mechanical and the other electrical – both give rise to very similar equations. Our knowledge of the form of the solutions of the equation is applicable to either area. This is a good example of the unifying properties of mathematics in engineering science. There are many other applications of the theory of the solution of second-order linear constant-coefficient differential equations in engineering.

It is also worth commenting here that filters of the type that we have described in this section are called **passive filters** since they use only inductors, resistors and capacitors – components that are referred to as **passive components**. Modern practice in electrical engineering involves the use of **active components** such as operational amplifiers in filter design, such filters being known as **active filters**. The analysis of the operation of active filters is more complex than that of passive filters. While, for many applications, active filters have displaced passive filters in modern practice, there are also many applications in which passive filters remain the norm.

10.10.5 Exercises

66 Find the damping parameters and natural frequencies of the systems governed by the following second-order linear constant-coefficient differential equations:

(a) $\frac{d^2x}{dt^2} + 6\frac{dx}{dt} + 9x = 0$

(b) $\frac{d^2x}{dt^2} + 4\frac{dx}{dt} + 7x = 0$

67 Determine the values of the appropriate parameters needed to give the systems governed by the

following second-order linear constant-coefficient differential equations the damping parameters and natural frequencies stated:

(a) $\frac{d^2x}{dt^2} + 2a\frac{dx}{dt} + bx = 0, \quad \zeta = 0.5, \quad \omega = 2$

(b) $\frac{d^2x}{dt^2} + p\frac{dx}{dt} + qx = 0, \quad \zeta = 1.4, \quad \omega = 0.5$

(c) $\frac{d^2x}{dt^2} + \beta\frac{dx}{dt} + \gamma x = 0, \quad \zeta = 1, \quad \omega = 1.1$

68 Find the damping parameters and natural frequencies of the systems governed by the following second-order linear constant-coefficient differential equations:

$$(a) \frac{d^2x}{dt^2} + 2a\frac{dx}{dt} + 16p^2x = 0$$

$$(b) 2\frac{d^2x}{dt^2} + 14\frac{dx}{dt} + \frac{1}{\alpha}x = 0$$

$$(c) 2.41\frac{d^2x}{dt^2} + 1.02\frac{dx}{dt} + 7.63x = 0$$

$$(d) \frac{1}{\eta}\frac{d^2x}{dt^2} + 40\frac{dx}{dt} + 25\eta x = 0$$

$$(e) 1.88\frac{d^2x}{dt^2} + 4.71\frac{dx}{dt} + 0.48x = 0$$

69 Determine the values of the appropriate parameters needed to give the systems governed by the following second-order linear constant-coefficient differential equations the damping parameters and natural frequencies stated:

$$(a) \frac{d^2x}{dt^2} + \alpha\frac{dx}{dt} + \beta x = 0, \quad \zeta = 0.5, \quad \omega = \pi$$

$$(b) \frac{d^2x}{dt^2} + a\frac{dx}{dt} + bx = 0, \quad \zeta = 0.1, \quad \omega = 2\pi$$

$$(c) 4\frac{d^2x}{dt^2} + q\frac{dx}{dt} + rx = 0, \quad \zeta = 1, \quad \omega = 1$$

$$(d) a\frac{d^2x}{dt^2} + b\frac{dx}{dt} + 14x = 0, \quad \zeta = 2, \quad \omega = 2\pi$$

70 The function $A(\Omega)$ is as given by (10.55) and shown in Figure 10.27. Show that $A(\Omega)$ has a simple maximum point when $\zeta < \sqrt{\frac{1}{2}}$. Let the value of Ω for which this maximum occurs be Ω_{\max} . Find Ω_{\max} as a function of ζ and ω , and also find $A(\Omega_{\max})$.

For $\zeta > \sqrt{\frac{1}{2}}$, $A(\Omega)$ has no maximum, but does have a single point of inflection. Show, by consideration of Figure 10.27, that $|dA/d\Omega|$ is a maximum at the point of inflection. Let Ω_c be the value of Ω for which the point of inflection occurs. Show that Ω_c satisfies the equation

$$3\Omega^6 + 5\beta\omega^2\Omega^4 + (4\beta^2 - 3)\omega^4\Omega^2 - \beta\omega^6 = 0$$

where $\beta = 2\zeta^2 - 1$. Hence show that for $\zeta = \sqrt{\frac{1}{2}}$ the greatest value of $|dA/d\Omega|$ occurs when $\Omega = \omega$ and is $1/(\sqrt{2}\omega^3)$. Also find the greatest values of $|dA/d\Omega|$ when $\zeta = \sqrt{(\frac{1}{2} + \frac{1}{6}\sqrt{3})}$ and when $\zeta = 1$.

Show that $|d^2A(0)/d\Omega^2|$ is minimized when $\zeta = \sqrt{\frac{1}{2}}$. The two values of ζ that minimize the maxima of $|dA/d\Omega|$ and $|d^2A(0)/d\Omega^2|$ respectively are important, particularly in control theory, since, in different senses, they maximize the flatness of the response function $A(\Omega)$.

71 An underwater sensor is mounted below the keel of the fast patrol boat shown in Figure 10.29. The supporting bracket is of cylindrical cross-section (diameter 0.04 m), and so is subject to an oscillating side-force due to vortex shedding. The bracket is of negligible mass compared with the sensor itself, which has a mass of 4 kg. The bracket has a tip displacement stiffness of $25\,000\text{ N m}^{-1}$. The frequency of the oscillating side-force is SU/d , where U is the speed of the vessel through the water, d is the diameter of the supporting bracket and S is the Strouhal number for vortex shedding from a circular cylinder. S has the value 0.20 approximately. At what speed will the frequency of the side-force coincide with the natural frequency of the sensor and mounting?

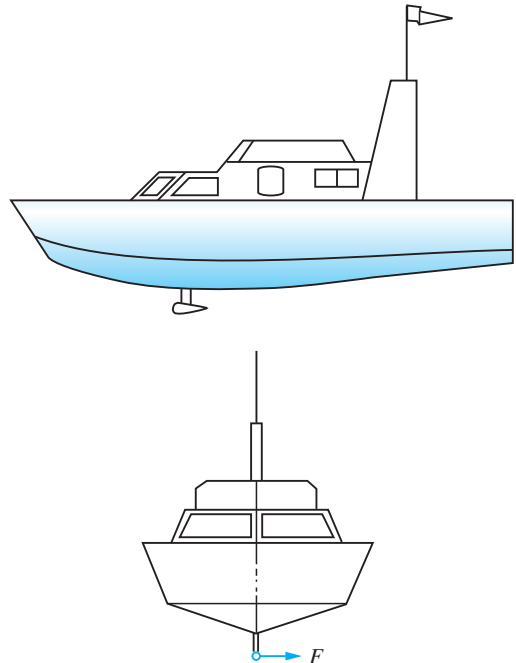


Figure 10.29 An underwater sensor mounting.

72 The piece of machinery shown in Figure 10.30 is mounted on a solid foundation in such a way that the mounting may be characterized as a rigid pivot and two stiff springs as shown. A damper is

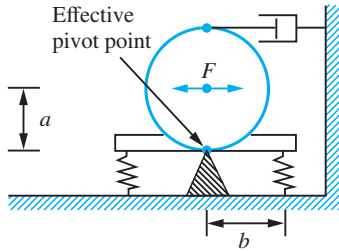


Figure 10.30 A compliantly mounted piece of machinery.

connected between the machine and an adjacent strong point. The mass of the machine is 500 kg, the length $a = 1$ m, the length $b = 1.2$ m and the spring stiffness is 8000 N m^{-1} . The moment of inertia of the machine about the pivot point is $2ma^2$. The machine generates internally a side-force F that may be approximated as $F_0 \cos 2\pi ft$. As the machine runs up to speed, the frequency f increases from 0 to 6 Hz. What is the minimum damper coefficient that will prevent the machine from vibrating with any amplitude greater than twice its zero-frequency amplitude $A(0)$ during a run-up?

73 Figure 10.31 shows a radio tuner circuit. Show that the natural frequency and damping parameters of the circuit are $1/\sqrt{LC}$ and

$$\frac{1}{2} \left(\frac{L}{C} \right)^{1/2} \left(\frac{1}{R_1} + \frac{1}{R_2} \right)$$

respectively. If $R_1 = 300 \Omega$ and $R_2 = 50 \Omega$ what value should L have, and over what range should C be adjustable in order that the circuit have a damping factor of $\zeta = 0.1$ and can be tuned to the medium waveband (505–1605 kHz)?

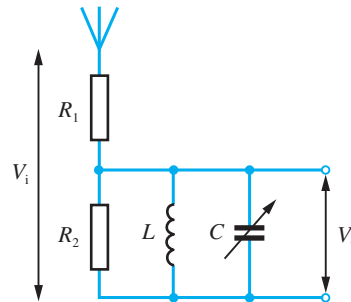


Figure 10.31 A radio tuner circuit.

10.11

Numerical solution of second- and higher-order differential equations

Obviously, the classes of second- and higher-order differential equations that can be solved analytically, while representing an important subset of the totality of such equations, are relatively restricted. Just as for first-order equations, those for which no analytical solution exists can still be solved by numerical means. The numerical solution of second- and higher-order equations does not, in fact, need any significant new mathematical theory or technique.

10.11.1 Numerical solution of coupled first-order equations

In Section 10.6 we met Euler's method for the numerical solution of equations of the form

$$\frac{dx}{dt} = f(t, x)$$

that is, first-order differential equations involving a single dependent variable and a single independent variable. In Section 10.3 we noted that it was possible to have sets of coupled first-order equations, each involving the same independent variable but with more than one dependent variable. An example of this type of equation set is

$$\frac{dx}{dt} = x - y^2 + xt \quad (10.57a)$$

$$\frac{dy}{dt} = 2x^2 + xy - t \quad (10.57b)$$

This is a pair of differential equations in the dependent variables x and y with the independent variable t . The derivative of each of the dependent variables depends not only on itself and on the independent variable t , but also on the other dependent variable. Neither of the equations can be solved in isolation or independently of the other – both must be solved simultaneously, or side by side. A pair of coupled differential equations such as (10.57) may be characterized as

$$\frac{dx}{dt} = f_1(t, x, y) \quad (10.58a)$$

$$\frac{dy}{dt} = f_2(t, x, y) \quad (10.58b)$$

For a set of p such equations it is convenient to denote the dependent variables not by x, y, z, \dots but by $x_1, x_2, x_3, \dots, x_p$ and to denote the set of equations by

$$\frac{dx_i}{dt} = f_i(t, x_1, x_2, \dots, x_p) \quad (i = 1, 2, \dots, p)$$

or equivalently, using vector notation,

$$\frac{d}{dt}[\mathbf{x}] = \mathbf{f}(t, \mathbf{x})$$

where $\mathbf{x}(t)$ is a vector function of t given by

$$\mathbf{x}(t) = [x_1(t) \quad x_2(t) \quad \dots \quad x_p(t)]^T$$

$\mathbf{f}(t, \mathbf{x})$ is a vector-valued function of the scalar variable t and the vector variable \mathbf{x} .

Euler's method for the solution of a single differential equation takes the form

$$X_{n+1} = X_n + hf(t_n, X_n)$$

If we were to try to apply this method to (10.58a), we should obtain

$$X_{n+1} = X_n + hf_1(t_n, X_n, Y_n)$$

In other words, the value of X_{n+1} depends not only on t_n and X_n but also on Y_n . In the same way, we would obtain

$$Y_{n+1} = Y_n + hf_2(t_n, X_n, Y_n)$$

for Y_{n+1} . In practice, this means that to solve two coupled differential equations, we must advance the solution of both equations simultaneously in the manner shown in Example 10.47.

Example 10.47

Find the value of $X(1.4)$ satisfying the following initial-value problem:

$$\frac{dx}{dt} = x - y^2 + xt, \quad x(1) = 0.5$$

$$\frac{dy}{dt} = 2x^2 + xy - t, \quad y(1) = 1.2$$

using Euler's method with time step $h = 0.1$.

Solution

The right-hand sides of the two equations will be denoted by $f_1(t, x, y)$ and $f_2(t, x, y)$ respectively, so

$$f_1(t, x, y) = x - y^2 + xt \quad \text{and} \quad f_2(t, x, y) = 2x^2 + xy - t$$

The initial condition is imposed at $t = 1$, so t_n will denote $1 + nh$, X_n will denote $X(1 + nh)$, and Y_n will denote $Y(1 + nh)$. Then we have

$$\begin{aligned} X_1 &= x_0 + hf_1(t_0, x_0, y_0) & Y_1 &= y_0 + hf_2(t_0, x_0, y_0) \\ &= 0.5 + 0.1f_1(1, 0.5, 1.2) & &= 1.2 + 0.1f_2(1, 0.5, 1.2) \\ &= 0.4560 & &= 1.2100 \end{aligned}$$

for the first step. The next step is therefore

$$\begin{aligned} X_2 &= X_1 + hf_1(t_1, X_1, Y_1) & Y_2 &= Y_1 + hf_2(t_1, X_1, Y_1) \\ &= 0.4560 & &= 1.2100 \\ &\quad + 0.1f_1(1.1, 0.4560, 1.2100) & &\quad + 0.1f_2(1.1, 0.4560, 1.2100) \\ &= 0.4054 & &= 1.1968 \end{aligned}$$

and the third step is

$$\begin{aligned} X_3 &= 0.4054 & Y_3 &= 1.1968 \\ &\quad + 0.1f_1(1.2, 0.4054, 1.1968) & &\quad + 0.1f_2(1.2, 0.4054, 1.1968) \\ &= 0.3513 & &= 1.1581 \end{aligned}$$

Finally, we obtain

$$\begin{aligned} X_4 &= 0.3513 + 0.1f_1(1.3, 0.3513, 1.1581) \\ &= 0.2980 \end{aligned}$$

Hence we have $X(1.4) = 0.2980$.

It should be obvious from Example 10.47 that the main drawback of extending Euler's method to sets of differential equations is the additional labour and tedium of the computations. Intrinsicly, the computations are no more difficult, merely much more laborious – a prime example of a problem ripe for computerization.

10.11.2 State-space representation of higher-order systems

The solution of differential equation initial-value problems of order greater than 1 can be reduced to the solution of a set of first-order differential equations. This is achieved by a simple transformation, illustrated by Example 10.48.

Example 10.48

The initial-value problem

$$\frac{d^2x}{dt^2} + x^2t \frac{dx}{dt} - xt^2 = \frac{1}{2}t^2, \quad x(0) = 1.2, \quad \frac{dx}{dt}(0) = 0.8$$

can be transformed into two coupled first-order differential equations by introducing an additional variable

$$y = \frac{dx}{dt}$$

With this definition, we have

$$\frac{d^2x}{dt^2} = \frac{dy}{dt}$$

and so the differential equation becomes

$$\frac{dy}{dt} + x^2ty - xt^2 = \frac{1}{2}t^2$$

Thus the original differential equation can be replaced by a pair of coupled first-order differential equations, together with initial conditions:

$$\frac{dx}{dt} = y, \quad x(0) = 1.2$$

$$\frac{dy}{dt} = -x^2ty + xt^2 + \frac{1}{2}t^2, \quad y(0) = 0.8$$

This process can be extended to transform a p th-order initial-value problem into a set of p first-order equations, each with an initial condition. Once the original equation has been transformed in this way, its solution by numerical methods is just the same as if it had been a set of coupled equations in the first place.

Example 10.49

Find the value of $X(0.2)$ satisfying the initial-value problem

$$\frac{d^3x}{dt^3} + xt \frac{d^2x}{dt^2} + t \frac{dx}{dt} - t^2x = 0, \quad x(0) = 1, \quad \frac{dx}{dt}(0) = 0.5, \quad \frac{d^2x}{dt^2}(0) = -0.2$$

using Euler's method with step size $h = 0.05$.

Solution Since this is a third-order equation, we need to introduce two new variables:

$$y = \frac{dx}{dt} \quad \text{and} \quad z = \frac{dy}{dt} = \frac{d^2x}{dt^2}$$

Then the equation is transformed into a set of three first-order differential equations

$$\frac{dx}{dt} = y \quad x(0) = 1$$

$$\frac{dy}{dt} = z \quad y(0) = 0.5$$

$$\frac{dz}{dt} = -xtz - ty + t^2x \quad z(0) = -0.2$$

Applied to the set of differential equations

$$\frac{dx}{dt} = f_1(t, x, y, z)$$

$$\frac{dy}{dt} = f_2(t, x, y, z)$$

$$\frac{dz}{dt} = f_3(t, x, y, z)$$

the Euler scheme is of the form

$$X_{n+1} = X_n + hf_1(t_n, X_n, Y_n, Z_n)$$

$$Y_{n+1} = Y_n + hf_2(t_n, X_n, Y_n, Z_n)$$

$$Z_{n+1} = Z_n + hf_3(t_n, X_n, Y_n, Z_n)$$

In this case, therefore, we have

$$X_0 = x_0 = 1$$

$$Y_0 = y_0 = 0.5$$

$$Z_0 = z_0 = -0.2$$

$$f_1(t_0, X_0, Y_0, Z_0) = Y_0 = 0.5000$$

$$f_2(t_0, X_0, Y_0, Z_0) = Z_0 = -0.2000$$

$$\begin{aligned} f_3(t_0, X_0, Y_0, Z_0) &= -X_0 t_0 Z_0 - t_0 Y_0 + t_0^2 X_0 \\ &= -1.0000 \times 0 \times (-0.2000) - 0 \times 0.5000 + 0^2 \times 1.0000 \\ &= 0.0000 \end{aligned}$$

$$X_1 = 1.0000 + 0.05 \times 0.5000 = 1.0250$$

$$Y_1 = 0.5000 + 0.05 \times (-0.2000) = 0.4900$$

$$Z_1 = -0.2000 + 0.05 \times 0.0000 = -0.2000$$

$$f_1(t_1, X_1, Y_1, Z_1) = Y_1 = 0.4900$$

$$f_2(t_1, X_1, Y_1, Z_1) = Z_1 = -0.2000$$

$$\begin{aligned} f_3(t_1, X_1, Y_1, Z_1) &= -X_1 t_1 Z_1 - t_1 Y_1 + t_1^2 X_1 \\ &= -1.0250 \times 0.05 \times (-0.2000) - 0.05 \times 0.4900 \\ &\quad + 0.05^2 \times 1.0250 = -0.0117 \end{aligned}$$

$$X_2 = 1.0250 + 0.05 \times 0.4900 = 1.0495$$

$$Y_2 = 0.4900 + 0.05 \times (-0.2000) = 0.4800$$

$$Z_2 = -0.2000 + 0.05 \times (-0.0117) = -0.2005$$

Proceeding similarly we have

$$X_3 = 1.0495 + 0.05 \times 0.4800 = 1.0735$$

$$Y_3 = 0.4800 + 0.05 \times (-0.2005) = 0.4700$$

$$Z_3 = -0.2005 + 0.05 \times (-0.0165) = -0.2013$$

$$X_4 = 1.0735 + 0.05 \times 0.4700 = 1.0970$$

$$Y_4 = 0.4700 + 0.05 \times (-0.2013) = 0.4599$$

$$Z_4 = -0.2013 + 0.05 \times (-0.0139) = -0.2018$$

Hence $X(0.2) = X_4 = 1.0970$. It should be obvious by now that computations like these are sufficiently tedious to justify the effort of writing a computer program to carry out the actual arithmetic. The essential point for the reader to grasp is not the mechanics but the principle whereby methods for the solution of first-order differential equations (and this includes the more sophisticated methods as well as Euler's method) can be extended to the solution of sets of equations and hence to higher-order equations.

10.11.3 Exercises

- 74 Transform the following initial-value problems into sets of first-order differential equations with appropriate initial conditions:

$$(a) \frac{d^2 x}{dt^2} + 6(x^2 - t) \frac{dx}{dt} - 4xt = 0,$$

$$x(0) = 1, \quad \frac{dx}{dt}(0) = 2$$

$$(b) \frac{d^2 x}{dt^2} - \sin\left(\frac{dx}{dt}\right) + 4x = 0,$$

$$x(0) = 0, \quad \frac{dx}{dt}(0) = 0$$

- 75 Find the value of $X(0.3)$ for the initial-value problem



$$\frac{d^2 x}{dt^2} + x^2 \frac{dx}{dt} + x = \sin t,$$

$$x(0) = 0, \quad \frac{dx}{dt}(0) = 1$$

using Euler's method with step size $h = 0.1$.

76 Transform the following initial-value problems into sets of first-order differential equations with appropriate initial conditions:

$$(a) \frac{d^2x}{dt^2} + 4(x^2 - t^2)^{1/2} = 0,$$

$$x(1) = 2, \quad \frac{dx}{dt}(1) = 0.5$$

$$(b) \frac{d^3x}{dt^3} + t \frac{d^2x}{dt^2} + 6e^t \frac{dx}{dt} - x^2t = e^{2t},$$

$$x(0) = 1, \quad \frac{dx}{dt}(0) = 2, \quad \frac{d^2x}{dt^2}(0) = 0$$

$$(c) \frac{d^3x}{dt^3} + t \frac{d^2x}{dt^2} + x^2 = \sin t,$$

$$x(1) = 1, \quad \frac{dx}{dt}(1) = 0, \quad \frac{d^2x}{dt^2}(1) = -2$$

$$(d) \left(\frac{d^3x}{dt^3} \right)^{1/2} + t \frac{d^2x}{dt^2} + x^2t^2 = 0,$$

$$x(2) = 0, \quad \frac{dx}{dt}(2) = 0, \quad \frac{d^2x}{dt^2}(2) = 2$$

$$(e) \frac{d^4x}{dt^4} + x \frac{d^2x}{dt^2} + x^2 = \ln t, \quad x(0) = 0,$$

$$\frac{dx}{dt}(0) = 0, \quad \frac{d^2x}{dt^2}(0) = 4, \quad \frac{d^3x}{dt^3}(0) = -3$$

$$(f) \frac{d^4x}{dt^4} + \left(\frac{dx}{dt} - 1 \right) \frac{d^3x}{dt^3} + \frac{dx}{dt} - (xt)^{1/2} \\ = t^2 + 4t - 5,$$

$$x(0) = a, \quad \frac{dx}{dt}(0) = 0, \quad \frac{d^2x}{dt^2}(0) = b, \quad \frac{d^3x}{dt^3}(0) = 0$$

77 Use Euler's method to compute an approximation $X(0.65)$ to the solution $x(0.65)$ of the initial-value problem

$$\frac{d^3x}{dt^3} + \frac{d^2x}{dt^2}(x - t) + \left(\frac{dx}{dt} \right)^2 - x^2 = 0,$$

$$x(0.5) = -1, \quad \frac{dx}{dt}(0.5) = 1, \quad \frac{d^2x}{dt^2}(0.5) = 2$$

using a step size of $h = 0.05$.

78 Write a computer program to solve the initial-value problem



$$\frac{d^2x}{dt^2} + x^2 \frac{dx}{dt} + x = \sin t,$$

$$x(0) = 0, \quad \frac{dx}{dt}(0) = 1$$

using Euler's method. Use your program to find the value of $X(0.4)$ using steps of $h = 0.01$ and $h = 0.005$. Hence estimate the accuracy of your value of $X(0.4)$ and estimate the step size that would be necessary to obtain a value of $X(0.4)$ accurate to 4dp.

79 A water treatment plant deals with a constant influx Q of polluted water with pollutant concentration s_0 . The treatment tank contains bacteria which consume the pollutant and protozoa which feed on the bacteria, thus keeping the bacteria from increasing too rapidly and overwhelming the system. If the concentration of the bacteria and the protozoa are denoted by b and p the system is governed by the differential equations



$$\frac{ds}{dt} = r(s_0 - s) - \alpha m \frac{bs}{1 + s}$$

$$\frac{db}{dt} = -rb + m \frac{bs}{1 + s} - \beta n \frac{bp}{1 + p}$$

$$\frac{dp}{dt} = -rp + n \frac{bp}{1 + p}$$

Write a program to solve these equations numerically.

Measurements have determined that the (biological) parameters α , m , β and n have the values 0.5, 1.0, 0.8 and 0.1 respectively. The parameter r is a measure of the inflow rate of polluted water and s_0 is the level of pollutant. Using the initial conditions $s(0) = 0$, $b(0) = 0.2$ and $p(0) = 0.05$ determine the final steady level of pollutant if $r = 0.05$ and $s_0 = 0.4$. What effect does doubling the inflow rate (r) have?

10.12 Qualitative analysis of second-order differential equations

Sometimes it is easier or more convenient to discover the qualitative properties of the solutions of a differential equation than to solve it completely. In some cases this qualitative knowledge is just as useful as a complete solution. In other cases the qualitative knowledge is more illuminating than a quantitative solution, particularly if the only quantitative solutions that can be derived are numerical ones. One technique that is very useful in this context is the **phase-plane plot**.

10.12.1 Phase-plane plots

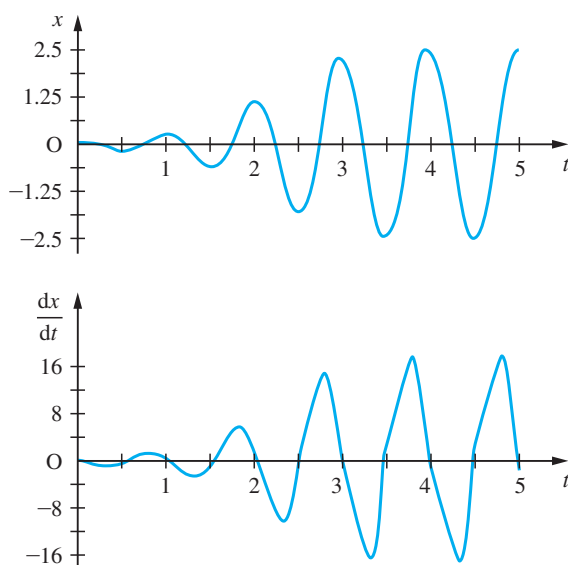
The second-order nonlinear differential equation

$$\frac{d^2x}{dt^2} + \mu(x^2 - 1)\frac{dx}{dt} + \lambda x = 0$$

is known as the Van der Pol oscillator. It has properties that are typical of many nonlinear oscillators. The equation has no simple analytical solution, so, if we wish to investigate its properties, we must resort to a numerical computation. The equation can readily be recast in state-space form as described in Section 10.11.2 and solved by Euler's method described in Section 10.6.

Figure 10.32 shows displacement and velocity plots for a Van der Pol oscillator with $\lambda = 40$ and $\mu = 3$. The initial conditions used were $x(0) = 0.05$ and $(dx/dt)(0) = 0$.

Figure 10.32
Displacement and velocity traces for a Van der Pol oscillator.



It can be seen that initially the amplitude of the displacement oscillations grows quite rapidly, but after about three cycles this rapid growth stops and the displacement curve appears to settle into a periodically repeating pattern. Similar comments could be made about the velocity curve. Is the Van der Pol oscillator tending towards some fixed cyclical pattern?

This question can be answered much more easily if the displacement and velocity curves are plotted in a different way. Instead of plotting each individually against time, we plot velocity against displacement, as in Figure 10.33. Such a plot is called a phase-plane plot. Figure 10.33(a) shows the same data as plotted in Figure 10.32. Time increases in the direction shown by the arrows, the plot starting at the point $(0.05, 0)$ and spiralling outwards. From this plot it is easy to see that the fourth and fifth cycles of the oscillations are nearly indistinguishable. Continuing the computations for a larger number of cycles would confirm that, after an initial period, the oscillations settle down into a cyclical pattern. The pattern is called a **limit cycle**. The Van der Pol oscillator has the property that the limit cycle is independent of the initial conditions chosen (but depends on the parameters μ and λ). Figure 10.33(b) shows a phase-plane plot of the oscillations of the Van der Pol oscillator, starting from the initial condition $(4.5, 0)$. The interested reader may wish to explore the Van der Pol oscillator further – perhaps by writing a computer program to solve the equation and plotting solution paths in the phase plane for a number of other initial conditions. Exploration of this type will confirm that the limit cycle is independent of initial conditions, and exploration of other values of μ and λ will show how the limit cycle varies as these parameters change.

Other equations will of course produce different solution paths in the phase plane. The second-order linear constant-coefficient equation

$$\frac{d^2x}{dt^2} + \mu \frac{dx}{dt} + \lambda x = 0$$

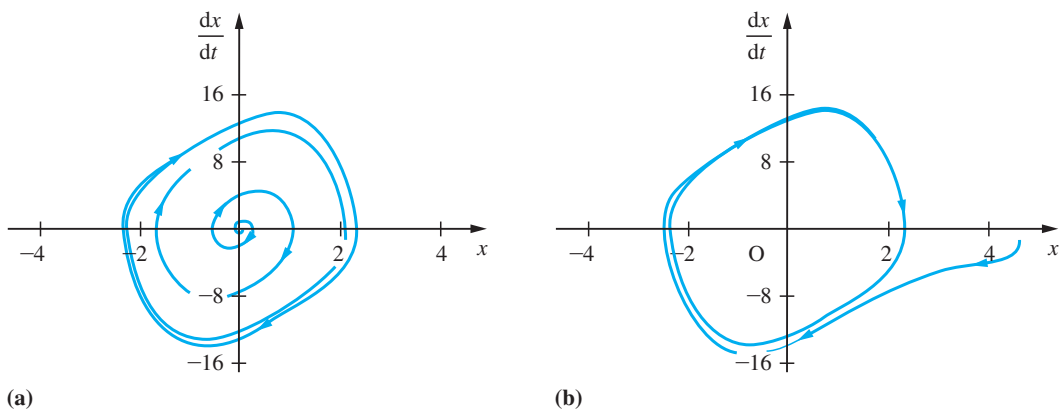


Figure 10.33 Phase-plane plots for Van der Pol oscillators – two different initial conditions.

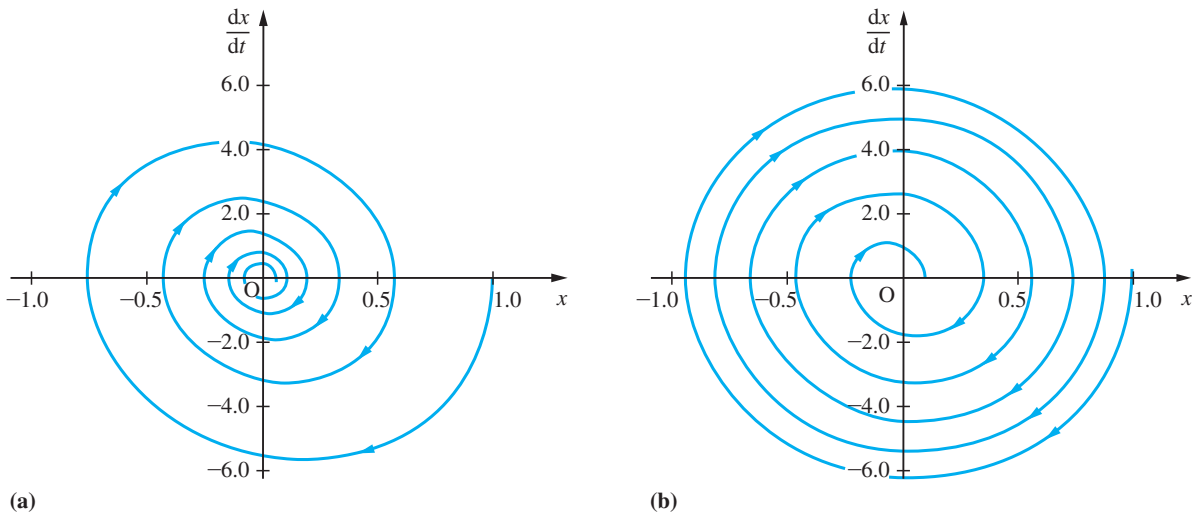


Figure 10.34 Phase-plane plots for some second-order oscillators.

yields a phase-plane plot like that shown in Figure 10.34(a). In that particular case the parameters have the values $\mu = 1.5$ and $\lambda = 40$. Other values of μ and λ that result in decaying oscillatory solutions of the equation yield similar spiral phase-plane plots tending towards the origin as $t \rightarrow \infty$. Such a plot is typical of any system whose behaviour is oscillatory and decaying. For instance, Figure 10.34(b) shows the phase-plane plot of the nonlinear second-order equation

$$\frac{d^2x}{dt^2} + \mu \operatorname{sgn}\left(\frac{dx}{dt}\right) + \lambda x = 0 \quad (10.59)$$

with $\mu = 3$ and $\lambda = 40$ (recall that the function $\operatorname{sgn}(x)$ takes the value 1 if $x \geq 0$ and -1 if $x < 0$). The general characters of Figures 10.34(a), (b) are similar. The difference between the two equations is manifest in the difference between the pattern of changing spacing of successive turns of the spirals.

The utility of phase-plane plotting is not restricted to enhancing the understanding of numerical solutions of differential equations. Second-order differential equations which can be expressed in the form

$$\frac{d^2x}{dt^2} = f\left(x, \frac{dx}{dt}\right)$$

arise in mathematical models of many engineering systems. An equation of this form can be expressed as

$$\frac{dv}{dx} = \frac{f(x, v)}{v}, \quad \text{where } v = \frac{dx}{dt}$$

The derivative dv/dx is of course just the gradient of the solution path in the phase plane. Hence we can sketch the path in the phase plane of the solutions of a second-order differential equation of this type without actually obtaining the solution. This provides a useful qualitative insight into the form of solution that might be expected.

As an example, consider (10.59). This may be expressed as

$$\frac{dv}{dx} = -\frac{\mu \operatorname{sgn}(v) + \lambda x}{v}$$

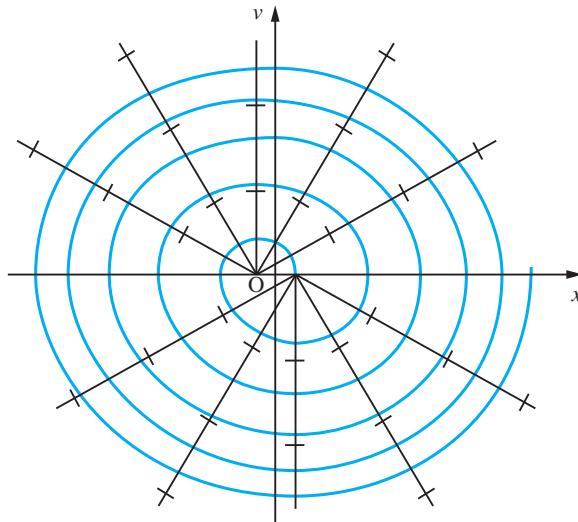
Thus the gradient of the solution path in the phase plane is equal to k for all points on the curve

$$v = -\frac{\lambda}{k}x - \frac{\mu \operatorname{sgn}(v)}{k}, \quad k \neq 0$$

These curves are of course a family of straight lines. Hence we can construct a diagram similar to the direction field diagrams described in Section 10.5.1. The phase-plane direction field diagram is shown, with the solution path from Figure 10.34(b) superimposed upon it, in Figure 10.35.

This technique can also be used for equations for which the lines of constant gradient in the phase plane are not straight. Example 10.50 illustrates this.

Figure 10.35
The phase-plane direction field for (10.59).



Example 10.50

Draw a phase-plane direction field for the equation

$$\frac{d^2x}{dt^2} + 1.5\left(\frac{dx}{dt}\right)^3 + 40x = 0 \quad (10.60)$$

Hence sketch the solution path of the equation that starts from the initial conditions $x = 1, dx/dt = 0$.

Solution Equation (10.60) can be expressed as

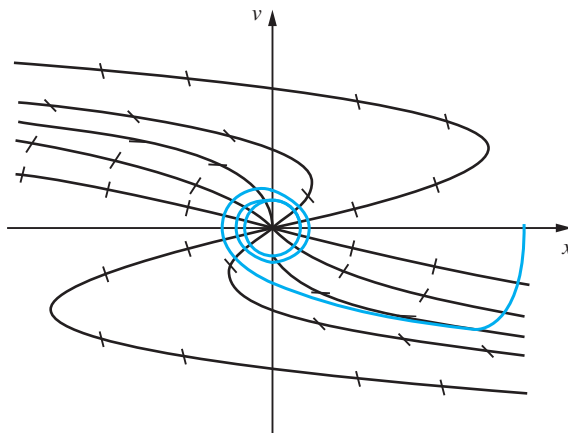
$$v \frac{dv}{dx} = -1.5v^3 - 40x$$

so the curve on which the solution-path gradient is equal to k is given by

$$x = -\frac{1}{40}(kv + 1.5v^3)$$

Thus, as shown in Figure 10.36, the curves of constant solution-path gradient are in this case cubic functions of v . The solution path of the equation starting from the point $(1, 0)$ is sketched.

Figure 10.36
The phase-plane direction field for (10.60).



10.12.2 Exercises

- 80 Draw phase-plane direction fields for the following equations and sketch the form you would expect the solution paths to take, starting from the points $(x, v) = (1, 0), (0, 1), (-1, 0)$ and $(0, -1)$ in each case:



(a) $\frac{d^2x}{dt^2} + \frac{dx}{dt} + x^3 = 0$

(b) $\frac{d^2x}{dt^2} + \frac{dx}{dt} + \text{sgn}(x) = 0$

(c) $\frac{d^2x}{dt^2} + \frac{dx}{dt} + x^2 \text{sgn}(x) = 0$

(d) $\frac{d^2x}{dt^2} + \text{sgn}\left(\frac{dx}{dt}\right) + 2 \text{sgn}(x) = 0$

- 81 For each of the problems in Question 78 solve the differential equation numerically and check that the solutions you obtain are similar to your sketch solutions.



10.13 Review exercises (1–35)



Whenever possible check your answers using MATLAB.

- 1 Classify each of the following as ordinary and as linear homogeneous, linear nonhomogeneous or nonlinear differential equations, state the order of the equations and name the dependent and independent variables:

(a) $\frac{d^2x}{dt^2} + x\frac{dx}{dt} + x^2 = 0$

(b) $\frac{dz}{dx} + 4z^2 = \sin x$

(c) $\frac{d^3p}{ds^3} + 4s\frac{d^2p}{ds^2} + s^2 = \cos as$

- 2 Classify the following differential equation problems as under-determined, fully determined or over-determined, and solve them where possible:

(a) $\frac{d^2x}{dt^2} = t, \quad x(0) = 1$

(b) $\frac{d^3x}{dt^3} - t = 0, \quad x(0) = 0, \quad x(1) = 0, \quad x(2) = 0$

(c) $\frac{dx}{dt} = \sin t, \quad x(0) = 0, \quad \frac{dx}{dt}(0) = 1$

(d) $\frac{d^2x}{dt^2} = e^{4t}, \quad x(0) = 0, \quad \frac{dx}{dt}(1) = 0$

- 3 Sketch the direction field of the differential equation

$$\frac{dx}{dt} = ax(1 - x^2)$$

and sketch the form of solution suggested by the direction field. Solve the equation and confirm that the solution supports the inferences you made from the direction field.

- 4 Solve the following differential equation problems:

(a) $\frac{dx}{dt} + \frac{\cos t}{\sin x} = 0, \quad x(0) = -\pi$

(b) $t\frac{dx}{dt} - e^{-x} = 0, \quad x(1) = 2$

(c) $\frac{dx}{dt} = xt^2, \quad x(2) = 1$

(d) $t\frac{dx}{dt} = \frac{t}{\sin(x/t)} + x, \quad x(1) = 1$

(e) $\frac{dx}{dt} = \frac{8t - x}{2x + t}, \quad x(0) = 2$

(f) $t\frac{dx}{dt} + x \ln t = x(\ln x + 1), \quad x(1) = 2$

(g) $t\frac{dx}{dt} = x - t, \quad x(1) = 3$

(h) $\frac{dx}{dt} = \frac{x - 7t}{x - t}, \quad x(0) = 2$

- 5 For each of the following problems, determine which are exact differentials, and hence solve the differential equations where possible:

(a) $2xt^2\frac{dx}{dt} = a - 2x^2t, \quad x(1) = 2$

(b) $(2xt + 2t + t^2)\frac{dx}{dt} + x^2 + 2tx = 0, \quad x(2) = 2$

(c) $(t \cos xt)\frac{dx}{dt} + x \cos xt + 1 = 0, \quad x(\pi) = 0$

(d) $(t \cos xt)\frac{dx}{dt} - x \cos xt = 0, \quad x(\pi) = 0$

(e) $te^{xt}\frac{dx}{dt} + 1 + xe^{-x} = 0, \quad x(2) = 4$

- 6 Solve the following differential equation problems:

(a) $\frac{dx}{dt} - 2x = t, \quad x(0) = 2$

(b) $\frac{dx}{dt} + 2tx = (t - \frac{1}{2})e^{-t}, \quad x(0) = 1$

(c) $\frac{dx}{dt} + 3x = e^{2t}, \quad x(0) = 2$

(d) $\frac{dx}{dt} + x \sin t = \sin t, \quad x(\pi) = e$

- 7 Solve the differential equation

$$\frac{dx}{dt} = \left(\frac{xt}{x^2 + t^2} \right)^{1/2}, \quad x(0) = 1$$

to find the value of $X(0.4)$ using Euler's method with step size 0.1 and 0.05. By comparing these two estimates of $x(0.4)$, estimate the accuracy of the better of the two values that you have obtained and also the step size you would need to use in order to calculate an estimate of $x(0.4)$ accurate to 2dp.

8 Solve the differential equation



$$\frac{dx}{dt} = \sin t^2, \quad x(0) = 2$$

to find the value of $X(0.25)$ using Euler's method with steps of size 0.05 and 0.025. By comparing these two estimates of $x(0.25)$, estimate the accuracy of the better of the two values that you have obtained and also the step size you would need to use in order to calculate an estimate of $x(0.25)$ accurate to 3dp.

9 Solve the differential equation

$$\frac{dx}{dt} + \frac{3x}{20-t} = 2$$

obtained in Example 8.4 to determine the amount $x(t)$ of salt in the tank at time t minutes. Initially the tank contains pure water.

10 An open vessel is in the shape of a right-circular cone of semi-vertical angle 45° with axis vertical and apex downwards. At time $t = 0$ the vessel is empty. Water is pumped in at a constant rate $p \text{ m}^3 \text{ s}^{-1}$ and escapes through a small hole at the vertex at a rate $ky \text{ m}^3 \text{ s}^{-1}$, where k is a positive constant and y is the depth of water in the cone.

Given that the volume of a circular cone is $\frac{\pi r^2 h}{3}$, where r is the radius of the base and h its vertical height, show that

$$\pi y^2 \frac{dy}{dt} = p - ky$$

Deduce that the water level reaches the value $y = p/(2k)$ at time

$$t = \frac{\pi p^2}{k^3} \left(\ln 2 - \frac{5}{8} \right)$$

11 Stefan's law states that the rate of change of temperature of a body due to radiation of heat is

$$\frac{dT}{dt} = -k(T^4 - T_0^4)$$

where T is the temperature of the body, T_0 is the temperature of the surrounding medium (both measured in K) and k is a constant. Show that the solution of this differential equation is

$$2 \tan\left(\frac{T}{T_0}\right) + \ln\left(\frac{T + T_0}{T - T_0}\right) = 4T_0^3(kt + C)$$

Show that, when the temperature difference between the body and its surroundings is small, Stefan's law can be approximated by Newton's law of cooling

$$\frac{dT}{dt} = -\alpha(T - T_0)$$

and find α in terms of k and T_0 .

12 A motor under load generates heat internally at a constant rate H and radiates heat, in accordance with Newton's law of cooling, at a rate $k\theta$, where k is a constant and θ is the temperature difference of the motor over its surroundings. With suitable non-dimensionalization of time the temperature of the motor is given by the differential equation

$$\frac{d\theta}{dt} = H - k\theta$$

Given that $\theta = 0$ and $d\theta/dt = 10$ when $t = 0$ and $\theta = 60$ when $t = 10$ show that

- (a) the ultimate rise in temperature is $\theta = 10/k$;
 (b) k is a solution of the equation $e^{-10k} = 1 - 6k$;
 (c) $t = 10 + \frac{1}{k} \ln\left(\frac{10 - 60k}{10 - k\theta}\right)$.

13 A linear cam is to be made whose rate of rise (as it moves in the negative x direction) at the point (x, y) on the profile is equal to one-half of the gradient of the line joining (x, y) to a fixed point on the cam (x_0, y_0) . Show that the cam profile is a solution of the differential equation

$$\frac{dy}{dx} = \frac{y - y_0}{2(x - x_0)}$$

and hence find its equation. Sketch the cam profile.

14 Radioactive elements decay at a constant rate per unit mass of the element. Show that such decays obey equations of the form

$$\frac{dm}{dt} = -km$$

where k is the decay rate of the element and m is the mass of the element present. The half life of an element is the time taken for one-half of any given mass of the element to decay. Find the relationship between the decay constant k and the half life of an element.

- 15 In Section 10.2.4 we showed that the equation governing the current flowing in a series LRC electrical circuit is (equation (10.9))

$$L \frac{d^2 i}{dt^2} + R \frac{di}{dt} + \frac{1}{C} i = 0$$

Show, by a similar method, that the equation governing the current flowing in a series LR circuit containing a voltage source E is

$$L \frac{di}{dt} + Ri = E$$

At time $t = 0$ a switch is closed applying a d.c. potential of V to an initially quiescent series LR circuit consisting of an inductor L and a resistor R . Show that the current flowing in the circuit is

$$i(t) = \frac{V}{R} (1 - e^{-Rt/L})$$

and hence find the time needed for the current to reach 95% of its final value.

- 16 The tread of a car tyre wears more rapidly as it becomes thinner. The tread-wear rate, measured in mm per 10 000 miles, may be modelled as

$$a + b(d - t)^2$$

where d is the initial tread depth, t is the current tread depth and a and b are constants. A tyre company takes measurements on a new design of tyre whose initial tread depth is 8 mm. When the tyre is new its wear rate is found to be 1.03 mm per 10 000 miles run and when the tread depth is reduced to 4 mm the wear rate is 3.43 mm per 10 000 miles. Assuming that a tyre is discarded when the tread depth has been reduced to 2 mm, what is its estimated life?

- 17 Express each of the following differential equations in the form

$$L[x(t)] = f(t)$$

(a) $\frac{d^2 x}{dt^2} + (\sin t) \frac{dx}{dt} - 9x + \cos t = 0$

(b) $\frac{d^3 x}{dt^3} + t \frac{d^2 x}{dt^2} + t^2 \frac{dx}{dt} - 4t \frac{dx}{dt} + e^t + x = 0$

(c) $\frac{dx}{dt} = e^t + e^{-t} x$

(d) $\frac{d^2 x}{dt^2} = \cos \Omega t - 4x$

(e) $t^2 \frac{d^3 x}{dt^3} + \ln(t^2 + 4) = \frac{1}{t^2 + 2t + 4} \frac{dx}{dt}$

- 18 For each of the following pairs of operators calculate the operator $LM - ML$; hence state which of the pairs are commutative (that is, satisfy $LMx(t) = MLx(t)$):

(a) $L = \frac{d}{dt} + \sin t, \quad M = \frac{d}{dt} - \cos t$

(b) $L = \frac{d}{dt} + 4, \quad M = \frac{d}{dt} + 9$

(c) $L = \frac{d}{dt} + \sin t + 2, \quad M = \frac{d}{dt} + \sin t - 2$

(d) $L = \frac{d^2}{dt^2} + 2t^2 - 9, \quad M = \frac{d^2}{dt^2} + 2t^2 + t$

- 19 What conditions must the functions $f(t)$ and $g(t)$ satisfy in order for the following operator pairs to be commutative?

(a) $L = \frac{d}{dt} + f(t), \quad M = \frac{d}{dt} + g(t)$

(b) $L = \frac{d^2}{dt^2} + f(t), \quad M = \frac{d^2}{dt^2} + g(t)$

- 20 Find the general solution of the following differential equations:

(a) $\frac{d^2 x}{dt^2} - 3 \frac{dx}{dt} + 2x = \sin t$

(b) $\frac{d^3 x}{dt^3} - 7 \frac{dx}{dt} + 6x = t$

(c) $\frac{d^3 x}{dt^3} - 7 \frac{dx}{dt} + 6x = e^{2t}$

(d) $\frac{dx}{dt} - 4x = e^{4t}$

(e) $\frac{d^2 x}{dt^2} + 3 \frac{dx}{dt} + \frac{13}{4} x = t^2$

(f) $\frac{d^2x}{dt^2} + 3\frac{dx}{dt} + \frac{13}{4}x = \sin t$

(g) $\frac{d^3x}{dt^3} - 5\frac{d^2x}{dt^2} + 2\frac{dx}{dt} + 8x = t^2 - t$

(h) $\frac{d^2x}{dt^2} - 2\frac{dx}{dt} + 5x = e^{-t}$

(i) $\frac{d^3x}{dt^3} - 5\frac{d^2x}{dt^2} + 2\frac{dx}{dt} + 8x = e^{2t} + e^t$

(j) $\frac{d^2x}{dt^2} - 2\frac{dx}{dt} + 5x = t + e^t \cos 2t$

21 Solve the following initial-value problems:

(a) $\frac{d^2x}{dt^2} + 2\frac{dx}{dt} + 5x = 1, \quad x(0) = 0, \quad \frac{dx}{dt}(0) = 0$

(b) $3\frac{d^2x}{dt^2} - 2\frac{dx}{dt} - x = 2t - 1,$
 $x(0) = 7, \quad \frac{dx}{dt}(0) = 2$

(c) $\frac{d^2x}{dt^2} + 2\frac{dx}{dt} + x = 4 \cos 2t,$
 $x(0) = 0, \quad \frac{dx}{dt}(0) = 2$

(d) $\frac{d^2x}{dt^2} - \frac{dx}{dt} = -2e^{2t}, \quad x(0) = 0, \quad \frac{dx}{dt}(0) = 1$

(e) $\frac{d^2x}{dt^2} - 3\frac{dx}{dt} + 2x = 2e^{-4t},$
 $x(0) = 0, \quad \frac{dx}{dt}(0) = 1$

(f) $\frac{d^3x}{dt^3} + 5\frac{d^2x}{dt^2} + 17\frac{dx}{dt} + 13x = 1,$
 $x(0) = 1, \quad \frac{dx}{dt}(0) = 1, \quad \frac{d^2x}{dt^2}(0) = 0$

22 Find the damping parameters and natural frequencies of the systems governed by the following second-order linear constant-coefficient differential equations:

(a) $\frac{d^2x}{dt^2} + 7\frac{dx}{dt} + 2x = 0$

(b) $\frac{d^2x}{dt^2} + p\frac{dx}{dt} + p^{1/2}x = 0$

(c) $\frac{d^2x}{dt^2} + 2aq\frac{dx}{dt} + \frac{1}{2}qx = 0$

(d) $\frac{d^2x}{dt^2} + 14\frac{dx}{dt} + 2\alpha x = 0$

23 Determine the values of the appropriate parameters needed to give the systems governed by the following second-order linear constant-coefficient differential equations the damping parameters and natural frequencies stated:

(a) $\frac{d^2x}{dt^2} + \frac{a}{2}\frac{dx}{dt} + bx = 0, \quad \zeta = 0.25, \quad \omega = 2$

(b) $\frac{d^2x}{dt^2} + a\frac{dx}{dt} + bx = 0, \quad \zeta = 2, \quad \omega = \pi$

(c) $a\frac{d^2x}{dt^2} + 4\frac{dx}{dt} + cx = 0, \quad \zeta = 0.5, \quad \omega = 2$

(d) $p\frac{d^2x}{dt^2} + q^2\frac{dx}{dt} + 6x = 0, \quad \zeta = 1.2, \quad \omega = 0.2$

24 Show that by making the substitution

$$v = \frac{dx}{dt}$$

the equation

$$\frac{d^2x}{dt^2} + \frac{dx}{dt} = 1$$

may be expressed as

$$\frac{dv}{dt} + v = 1$$

Show that the solution of this equation is $v = 1 + Ce^{-t}$ and hence find $x(t)$.

This technique is a standard method for solving second-order differential equations in which the dependent variable itself does not appear explicitly. Apply the same method to obtain the solutions of the differential equations

(a) $\frac{d^2x}{dt^2} = 4\frac{dx}{dt} + e^{-2t}$

(b) $\frac{d^2x}{dt^2} - \left(\frac{dx}{dt}\right)^2 = 1$

(c) $t\frac{d^2x}{dt^2} = 2\frac{dx}{dt}$

25 Using the method introduced in Question 24, find the solutions of the following initial-value problems:

$$(a) \frac{d^2x}{dt^2} + k \frac{dx}{dt} = t^2, \quad x(0) = 0, \quad \frac{dx}{dt}(0) = 1$$

$$(b) \frac{d^2x}{dt^2} = \left(\frac{dx}{dt}\right)^2 e^{-kt}, \quad x(0) = 0, \quad \frac{dx}{dt}(0) = U$$

$$(c) (t^2 + 4) \frac{d^2x}{dt^2} = 2t \frac{dx}{dt}, \quad x(1) = 0, \quad \frac{dx}{dt}(1) = 2$$

$$(d) \frac{d^2x}{dt^2} + 4 \frac{dx}{dt} = \sin t, \quad x(\pi) = 0, \quad \frac{dx}{dt}(\pi) = 1$$

26 Show that by making the substitution

$$v = \frac{dx}{dt}$$

and noting that

$$\frac{d^2x}{dt^2} = \frac{dv}{dt} = \frac{dv}{dx} \frac{dx}{dt} = v \frac{dv}{dx}$$

the equation

$$\frac{d^2x}{dt^2} = x \frac{dx}{dt}$$

may be expressed as

$$v \frac{dv}{dx} = xv$$

Show that the solution of this equation is $v = \frac{1}{2}x^2 + C$ and hence find $x(t)$.

This technique is a standard method for solving second-order differential equations in which the independent variable does not appear explicitly. Apply the same method to obtain the solutions of the differential equations

$$(a) \frac{d^2x}{dt^2} = p \frac{dx}{dt}$$

$$(b) \frac{d^2x}{dt^2} = \left(\frac{dx}{dt}\right)^2$$

$$(c) \frac{d^2x}{dt^2} = \left(\frac{dx}{dt}\right)^2 \left(2x - \frac{1}{x}\right)$$

27 Using the method introduced in Question 26, find the solutions of the following initial-value problems:

$$(a) x \frac{d^2x}{dt^2} = p \left(\frac{dx}{dt}\right)^2, \quad x(0) = 4, \quad \frac{dx}{dt}(0) = 1$$

$$(b) \frac{d^2x}{dt^2} = \frac{dx}{dt} e^x, \quad x(1) = 1, \quad \frac{dx}{dt}(1) = 0$$

$$(c) \frac{d^2x}{dt^2} = x^2 \frac{dx}{dt}, \quad x(0) = 2, \quad \frac{dx}{dt}(0) = \frac{8}{3}$$

$$(d) \frac{d^2x}{dt^2} + \frac{1}{2} \left(\frac{dx}{dt}\right)^2 = x, \quad x(0) = 1, \quad \frac{dx}{dt}(0) = 0$$

28 Equation (10.3), arising from the model of the take-off run of an aircraft developed in Section 10.2.1, can be solved by the techniques introduced in Exercises 24 and 26. Assuming that the thrust is constant, find the speed of the aircraft as a function both of time and of distance run along the ground. The take-off speed of the aircraft is denoted by V_2 . Find expressions for the length of runway required and the time taken by the aircraft to become airborne in terms of take-off speed.

29 Find the values of $X(t)$ for t up to 2, where $X(t)$ is the solution of the differential equation problem



$$\frac{d^3x}{dt^3} + \left(\frac{d^2x}{dt^2}\right)^2 + 4\left(\frac{dx}{dt}\right)^2 - xt = \sin t,$$

$$x(1) = 0.2, \quad \frac{dx}{dt}(1) = 1, \quad \frac{d^2x}{dt^2}(1) = 0$$

using Euler's method with step size $h = 0.025$. Repeat the computation with $h = 0.0125$. Hence estimate the accuracy of the value of $X(2)$ given by your solution.

30 The end of a chain, coiled near the edge of a horizontal surface, falls over the edge. If the friction between the chain and the horizontal surface is negligible and the chain is inextensible then, when a length x of chain has fallen, the equation of motion is

$$\frac{d}{dt}(mxv) = mgx$$

where m is the mass per unit length of the chain, g is gravitational acceleration and v is the velocity of the falling length of the chain. If the mass per unit length of the chain is constant, show that this equation can be expressed as

$$xv \frac{dv}{dx} + v^2 = gx$$

and, by putting $y = v^2$, show that $v = \sqrt{(2gx/3)}$.

- 31 A simple mass–spring system, subject to light damping, is vibrating under the action of a periodic force $F \cos pt$. The equation of motion is

$$\frac{d^2x}{dt^2} + 2\frac{dx}{dt} + 4x = F \cos pt$$

where F and p are constants.

Solve the differential equation for the displacement $x(t)$. Show that one part of the solution tends to zero as $t \rightarrow \infty$ and show that the amplitude of the steady state solution is

$$F[(4 - p^2)^2 + 4p^2]^{-1/2}$$

Hence show that resonance occurs when $p = \sqrt{2}$.

- 32 An alternating emf of $E \sin \omega t$ volts is supplied to a circuit containing an inductor of L henrys, a resistor of R ohms and a capacitor of C farads in series. The differential equation satisfied by the current i amps and the charge q coulombs on the capacitor is

$$L \frac{di}{dt} + Ri + \frac{q}{C} = E \sin \omega t$$

Using $i = dq/dt$ obtain a second-order differential equation satisfied by i . Find the resistance if it is just large enough to prevent natural oscillations. For this value of R and $\omega = (LC)^{-1/2}$ prove that

$$i = \frac{E}{2K}(\sin \omega t - \omega t e^{-\omega t})$$

where $K^2 = L/C$, when the current and charge on the capacitor are both zero at time $t = 0$.

The following three questions are intended to be open-ended – there is no single ‘correct’ answer. They should be approached in an enquiring frame of mind, with the objective of discovering, by use of mathematical knowledge and technique, something more about how the physical world functions. The questions are designed to use primarily mathematical knowledge introduced in this chapter.

- 33 A truck of mass m moves along a horizontal test track subject only to a force resisting motion that is proportional to its speed. At time $t = 0$ the truck passes a reference point moving with speed U . Find the velocity of the truck both as a function of time and as a function of displacement from the reference point. Find the displacement of the truck from the reference point as a function of time.

Repeat these calculations for similar trucks subject to resistance forces proportional to

- square root of speed;
- square of speed;
- cube of speed.

How long does the truck take to come to rest in each case? Draw plots of velocity against displacement in each case. Explain, in qualitative terms, the behaviour of the truck under each type of resistance.

How would you model mathematically a truck that is subject to a small constant resistance plus a resistance proportional to its speed? How far would such a truck travel before coming to rest, and how long would it take to do so? Can you repeat these calculations for trucks subject to a small constant resistance plus a resistance proportional to speed squared or speed cubed?

What general conclusions can you draw about the type of terms that it is sensible to use in mathematical models of engineering systems to describe resistance to motion?

- 34 Figure 10.37 shows a system that serves as a simplified model of the phenomenon of ‘tool chatter’. The mass A rests on a moving belt and is connected to a rigid support by a spring. The coefficient of sliding friction between the belt and the mass is less than the coefficient of static friction. When the spring is uncompressed, the mass moves to the right with the belt. As it does so, the spring is compressed until the force exerted by the spring exceeds the maximum static frictional force available. The mass then starts to slide. The spring force slows the mass,

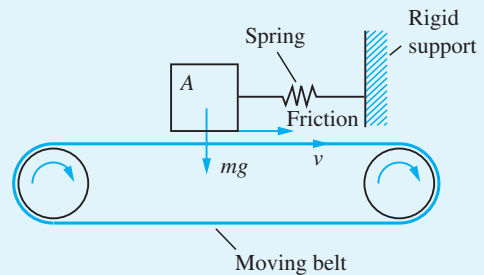


Figure 10.37 Diagram of a model of the ‘tool chatter’ phenomenon.

brings it to rest, and then accelerates it back along the belt so that it moves leftwards. As it does so, the compression in the spring is reduced, the force of sliding friction slows the mass to rest, and then accelerates it so that its velocity is directed to the right. When its velocity matches that of the belt, sliding ceases and static friction takes over again.

Thus the mass undergoes a cyclic process of being pushed forwards by static friction until the spring is sufficiently compressed and then being flung backwards by the stored energy in the spring until the energy is dissipated. Analyse the model, determining such quantities as how the amplitude and frequency of motion of the mass depend on the coefficients and static friction and the other physical parameters.

35 The second-order, linear, nonhomogeneous constant-coefficient differential equation

$$\frac{d^2x}{dt^2} + 2\zeta\omega\frac{dx}{dt} + \omega^2x = F \cos \Omega t$$

(often referred to as a **forced harmonic oscillator**) has a response $A(\Omega)F \cos(\Omega t - \delta)$, where $A(\Omega)$ is often called the **frequency response** (strictly it is the *amplitude response* or *gain spectrum*) and is given by (10.55) and shown in Figure 10.27. How does the frequency response of the second-order, nonlinear, nonhomogeneous constant-coefficient differential equation

$$\frac{d^2x}{dt^2} + 2\zeta\omega \left| \frac{dx}{dt} \right| \frac{dx}{dt} + \omega^2x = F \cos \Omega t$$

differ from that of the linear one?

11 Introduction to Laplace Transforms

Chapter 11 Contents

11.1	Introduction	898
11.2	The Laplace transform	900
11.3	Solution of differential equations	920
11.4	Engineering applications: electrical circuits and mechanical vibrations	932
11.5	Review exercises (1–18)	942

11.1 Introduction

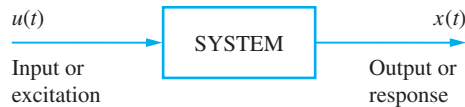
Laplace transform methods have a key role to play in the modern approach to the analysis and design of engineering systems. The stimulus for developing these methods was the pioneering work of the English electrical engineer Oliver Heaviside (1850–1925) in developing a method for the systematic solution of ordinary differential equations with constant coefficients. Heaviside was concerned with solving practical problems, and his method was based mainly on intuition, lacking mathematical rigour; consequently it was frowned upon by theoreticians at the time. However, Heaviside himself was not concerned with rigorous proofs, and was satisfied that his method gave the correct results. Using his ideas, he was able to solve important practical problems that could not be dealt with using classical methods. This led to many new results in fields such as the propagation of currents and voltages along transmission lines.

Because it worked in practice, Heaviside's method was widely accepted by engineers. As its power for problem solving became more and more apparent, the method attracted the attention of mathematicians, who set out to justify it. This provided the stimulus for rapid developments in many branches of mathematics, including improper integrals, asymptotic series and transform theory. Research on the problem continued for many years before it was eventually recognized that an integral transform developed by the French mathematician Pierre Simon de Laplace (1749–1827) almost a century before provided a theoretical foundation for Heaviside's work. It was also recognized that the use of this integral transform provided a more systematic alternative for investigating differential equations than the method proposed by Heaviside. It is this alternative approach that is the basis of the **Laplace transform method**.

We have already come across instances where a mathematical transformation has been used to simplify the solution of a problem. For example, the logarithm is used to simplify multiplication and division problems. To multiply or divide two numbers, we transform them into their logarithms, add or subtract these, and then perform the inverse transformation (that is, the antilogarithm) to obtain the product or quotient of the original numbers. The purpose of using a transformation is to create a new domain in which it is easier to handle the problem being investigated. Once results have been obtained in the new domain, they can be inverse-transformed to give the desired results in the original domain.

The Laplace transform is an example of a class called **integral transforms**, and it takes a function $f(t)$ of one variable t (which we shall refer to as **time**) into a function $F(s)$ of another variable s (the **complex frequency**). Another integral transform widely used by engineers is the **Fourier transform**, which is dealt with in the companion text *Advanced Modern Engineering Mathematics*. The attraction of the Laplace transform is that it transforms *differential* equations in the t (time) domain into *algebraic* equations in the s (frequency) domain. Solving differential equations in the t domain therefore reduces to solving algebraic equations in the s domain. Having done the latter for the desired unknowns, their values as functions of time may be found by taking inverse transforms. Another advantage of using the Laplace transform for solving differential equations is that initial conditions play an essential role in the transformation process, so they are automatically incorporated into the solution. This contrasts with the classical approach considered previously (see Chapter 10), where the initial conditions are only introduced when the unknown constants of integration are determined. The Laplace

Figure 11.1
Schematic
representation of a
system.



transform is therefore an ideal tool for solving initial-value problems such as those occurring in the investigation of electrical circuits and mechanical vibrations.

The Laplace transform finds particular application in the field of signals and linear systems analysis. A distinguishing feature of a system is that when it is subjected to an excitation (input), it produces a response (output). When the input $u(t)$ and output $x(t)$ are functions of a single variable t , representing time, it is normal to refer to them as **signals**. Schematically, a system may be represented as in Figure 11.1. The problem facing the engineer is that of determining the system output $x(t)$ when it is subjected to an input $u(t)$ applied at some instant of time, which we can take to be $t = 0$. The relationship between output and input is determined by the laws governing the behaviour of the system. If the system is linear and time-invariant then the output is related to the input by a linear differential equation with constant coefficients, and we have a standard initial-value problem, which is amenable to solution using the Laplace transform.

While many of the problems considered in this chapter can be solved by classical methods (Chapter 10), the Laplace transform leads to a more unified approach and provides the engineer with greater insight into system behaviour. In practice, the input signal $u(t)$ may be a discontinuous or periodic function, or even a pulse, and in such cases the use of the Laplace transform has distinct advantages over the classical approach. Also, more often than not, an engineer is interested not only in system analysis but also in system synthesis or design. Consequently, an engineer's objective in studying a system's response to specific inputs is frequently to learn more about the system with a view to improving or controlling it so that it satisfies certain specifications. It is in this area that the use of the Laplace transform is attractive, since by considering the system response to particular inputs, such as a sinusoid, it provides the engineer with powerful graphical methods for system design that are relatively easy to apply and widely used in practice.

In modelling the system by a differential equation, it has been assumed that both the input and output signals can vary at any instant of time; that is, they are functions of a continuous time variable (note that this does not mean that the signals themselves have to be continuous functions of time). Such systems are called **continuous-time systems**, and it is for investigating these that the Laplace transform is best suited. With the introduction of computer control into system design, signals associated with a system may only change at discrete instants of time. In such cases the system is said to be a **discrete-time system**, and is modelled by a difference equation rather than a differential equation. Such systems are dealt with using the z transform considered in the companion text *Advanced Modern Engineering Mathematics*.

In this chapter we restrict our consideration to simply introducing the Laplace transform and to illustrating its use in solving differential equations. Its more extensive role in engineering applications is dealt with in the companion text.

There is some overlap in the material covered in this and the previous chapter, particularly in relation to the modelling aspects of applications to electrical circuits and mechanical vibrations. This overlap has been included so that the two approaches to solving differential equations can be studied independently of each other.

11.2 The Laplace transform

11.2.1 Definition and notation

We define the Laplace transform of a function $f(t)$ by the expression

$$\mathcal{L}\{f(t)\} = \int_0^{\infty} e^{-st}f(t)dt \quad (11.1)$$

where s is a complex variable and e^{-st} is called the **kernel** of the transformation.

It is usual to represent the Laplace transform of a function by the corresponding capital letter, so that we write

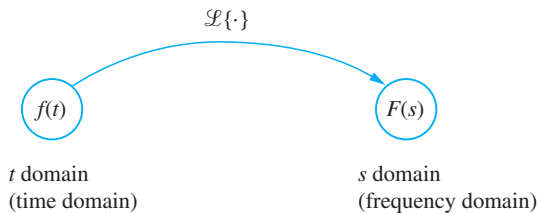
$$\mathcal{L}\{f(t)\} = F(s) = \int_0^{\infty} e^{-st}f(t)dt \quad (11.2)$$

An alternative notation in common use is to denote $\mathcal{L}\{f(t)\}$ by $\bar{f}(s)$ or simply \bar{f} .

Before proceeding, there are a few observations relating to the definition (11.2) worthy of comment.

(a) The symbol \mathcal{L} denotes the **Laplace transform operator**; when it operates on a function $f(t)$, it transforms it into a function $F(s)$ of the complex variable s . We say the operator transforms the function $f(t)$ in the t domain (usually called the **time domain**) into the function $F(s)$ in the s domain (usually called the **complex frequency domain**, or simply the **frequency domain**). This relationship is depicted graphically in Figure 11.2, and it is usual to refer to $f(t)$ and $F(s)$ as a **Laplace transform pair**, written as $\{f(t), F(s)\}$.

Figure 11.2
The Laplace transform operator.



(b) Because the upper limit in the integral is infinite, the domain of integration is infinite. Thus the integral is an example of an **improper integral**, as introduced earlier (see Section 9.2); that is,

$$\int_0^{\infty} e^{-st}f(t)dt = \lim_{T \rightarrow \infty} \int_0^T e^{-st}f(t)dt$$

This immediately raises the question of whether or not the integral converges, an issue we shall consider below (see Section 11.2.3).

(c) Because the lower limit in the integral is zero, it follows that when taking the Laplace transform, the behaviour of $f(t)$ for negative values of t is ignored or suppressed. This means that $F(s)$ contains information on the behaviour of $f(t)$ only for $t \geq 0$, so that the Laplace transform is not a suitable tool for investigating problems in which values of $f(t)$ for $t < 0$ are relevant. In most engineering applications this does not cause any problems, since we are then concerned with physical systems for which the functions we are dealing with vary with time t . An attribute of physical realizable systems is that they are **non-anticipatory**, in the sense that there is no output (or response) until an input (or excitation) is applied. Because of this causal relationship between the input and output, we define a function $f(t)$ to be **causal** if $f(t) = 0$ ($t < 0$). In general, however, unless the domain is clearly specified, a function $f(t)$ is normally interpreted as being defined for all real values, both positive and negative, of t . Making use of the Heaviside unit step function $H(t)$ (see also Section 2.8.3), where

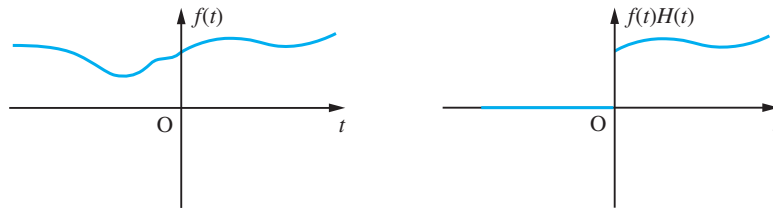
$$H(t) = \begin{cases} 0 & (t < 0) \\ 1 & (t \geq 0) \end{cases}$$

we have

$$f(t)H(t) = \begin{cases} 0 & (t < 0) \\ f(t) & (t \geq 0) \end{cases}$$

Thus the effect of multiplying $f(t)$ by $H(t)$ is to convert it into a causal function. Graphically, the relationship between $f(t)$ and $f(t)H(t)$ is as shown in Figure 11.3.

Figure 11.3
Graph of $f(t)$ and its causal equivalent function.



It follows that the corresponding Laplace transform $F(s)$ contains full information on the behaviour of $f(t)H(t)$. Consequently, strictly speaking one should refer to $\{f(t)H(t), F(s)\}$ rather than $\{f(t), F(s)\}$ as being a Laplace transform pair. However, it is common practice to drop the $H(t)$ and assume that we are dealing with causal functions.

(d) If the behaviour of $f(t)$ for $t < 0$ is of interest then we need to use the alternative **two-sided** or **bilateral Laplace transform** of the function $f(t)$, defined by

$$\mathcal{L}_B\{f(t)\} = \int_{-\infty}^{\infty} e^{-st}f(t)dt \quad (11.3)$$

The Laplace transform defined by (11.2), with lower limit zero, is sometimes referred to as the **one-sided** or **unilateral Laplace transform** of the function $f(t)$. In this chapter we shall concern ourselves only with the latter transform, and refer to it simply as the Laplace transform of the function $f(t)$. Note that when $f(t)$ is a causal function,

$$\mathcal{L}_B\{f(t)\} = \mathcal{L}\{f(t)\}$$

11.2.2 Transforms of simple functions

In this section we obtain the Laplace transformations of some simple functions.

Example 11.1

Determine the Laplace transform of the function

$$f(t) = c$$

where c is a constant.

Solution Using the definition (11.2),

$$\begin{aligned}\mathcal{L}(c) &= \int_0^{\infty} e^{-st} c \, dt = \lim_{T \rightarrow \infty} \int_0^T e^{-st} c \, dt \\ &= \lim_{T \rightarrow \infty} \left[-\frac{c}{s} e^{-st} \right]_0^T = \frac{c}{s} \left(1 - \lim_{T \rightarrow \infty} e^{-sT} \right)\end{aligned}$$

Taking $s = \sigma + j\omega$, where σ and ω are real,

$$\lim_{T \rightarrow \infty} e^{-sT} = \lim_{T \rightarrow \infty} (e^{-(\sigma + j\omega)T}) = \lim_{T \rightarrow \infty} e^{-\sigma T} (\cos \omega T - j \sin \omega T)$$

A finite limit exists provided that $\sigma = \operatorname{Re}(s) > 0$, when the limit is zero. Thus, provided that $\operatorname{Re}(s) > 0$, the Laplace transform is

$$\mathcal{L}(c) = \frac{c}{s}, \quad \operatorname{Re}(s) > 0$$

so that

$$\left. \begin{aligned} f(t) &= c \\ F(s) &= \frac{c}{s} \end{aligned} \right\} \operatorname{Re}(s) > 0 \quad (11.4)$$

constitute an example of a Laplace transform pair.

Example 11.2

Determine the Laplace transform of the ramp function

$$f(t) = t$$

Solution From the definition (11.2),

$$\begin{aligned}\mathcal{L}\{t\} &= \int_0^{\infty} e^{-st} t \, dt = \lim_{T \rightarrow \infty} \int_0^T e^{-st} t \, dt \\ &= \lim_{T \rightarrow \infty} \left[-\frac{t}{s} e^{-st} - \frac{e^{-st}}{s^2} \right]_0^T = \frac{1}{s^2} - \lim_{T \rightarrow \infty} \frac{T e^{-sT}}{s} - \lim_{T \rightarrow \infty} \frac{e^{-sT}}{s^2}\end{aligned}$$

Following the same procedure as in Example 11.1, limits exist provided that $\text{Re}(s) > 0$, when

$$\lim_{T \rightarrow \infty} \frac{T e^{-sT}}{s} = \lim_{T \rightarrow \infty} \frac{e^{-sT}}{s^2} = 0$$

Thus, provided that $\text{Re}(s) > 0$,

$$\mathcal{L}\{t\} = \frac{1}{s^2}$$

giving us the Laplace transform pair

$$\left. \begin{array}{l} f(t) = t \\ F(s) = \frac{1}{s^2} \end{array} \right\} \text{Re}(s) > 0 \quad (11.5)$$

Example 11.3

Determine the Laplace transform of the one-sided exponential function

$$f(t) = e^{kt}$$

Solution

The definition (11.2) gives

$$\begin{aligned} \mathcal{L}\{e^{kt}\} &= \int_0^{\infty} e^{-st} e^{kt} dt = \lim_{T \rightarrow \infty} \int_0^T e^{-(s-k)t} dt \\ &= \lim_{T \rightarrow \infty} \frac{-1}{s-k} [e^{-(s-k)t}]_0^T = \frac{1}{s-k} \left(1 - \lim_{T \rightarrow \infty} e^{-(s-k)T} \right) \end{aligned}$$

Writing $s = \sigma + j\omega$, where σ and ω are real, we have

$$\lim_{T \rightarrow \infty} e^{-(s-k)T} = \lim_{T \rightarrow \infty} e^{-(\sigma-k)T} e^{-j\omega T}$$

If k is real, then, provided that $\sigma = \text{Re}(s) > k$, the limit exists, and is zero. If k is complex, say $k = a + jb$, then the limit will also exist, and be zero, provided that $\sigma > a$ (that is, $\text{Re}(s) > \text{Re}(k)$). Under these conditions, we then have

$$\mathcal{L}\{e^{kt}\} = \frac{1}{s-k}$$

giving us the Laplace transform pair

$$\left. \begin{array}{l} f(t) = e^{kt} \\ F(s) = \frac{1}{s-k} \end{array} \right\} \text{Re}(s) > \text{Re}(k) \quad (11.6)$$

Example 11.4

Determine the Laplace transforms of the sine and cosine functions

$$f(t) = \sin at, \quad g(t) = \cos at$$

where a is a real constant.

Solution Since

$$e^{jat} = \cos at + j \sin at$$

we may write

$$f(t) = \sin at = \text{Im}(e^{jat}), \quad g(t) = \cos at = \text{Re}(e^{jat})$$

Using this formulation, the required transforms may be obtained from the result

$$\mathcal{L}\{e^{kt}\} = \frac{1}{s-k}, \quad \text{Re}(s) > \text{Re}(k)$$

of Example 11.3.

Taking $k = ja$ in this result gives

$$\mathcal{L}\{e^{jat}\} = \frac{1}{s-ja}, \quad \text{Re}(s) > 0$$

or

$$\mathcal{L}\{e^{jat}\} = \frac{s+ja}{s^2+a^2}, \quad \text{Re}(s) > 0$$

Thus, equating real and imaginary parts and assuming s is real,

$$\mathcal{L}\{\sin at\} = \text{Im } \mathcal{L}\{e^{jat}\} = \frac{a}{s^2+a^2}$$

$$\mathcal{L}\{\cos at\} = \text{Re } \mathcal{L}\{e^{jat}\} = \frac{s}{s^2+a^2}$$

These results also hold when s is complex, giving us the Laplace transform pairs

$$\mathcal{L}\{\sin at\} = \frac{a}{s^2+a^2}, \quad \text{Re}(s) > 0 \quad (11.7)$$

$$\mathcal{L}\{\cos at\} = \frac{s}{s^2+a^2}, \quad \text{Re}(s) > 0 \quad (11.8)$$



Use of MATLAB to solve ordinary linear differential equations with constant coefficients was introduced in Section 10.8. Since the two chapters may be studied independently, MATLAB commands are again introduced here. In MATLAB, using the Symbolic Math Toolbox, the Laplace transform of a function $f(t)$ is obtained by entering the commands

```
syms s t
laplace(f(t))
```

with the purpose of the first command, as previously, being that of setting up s and t as symbolic variables. To search for a simpler form of the symbolic answer enter the command `simple(ans)`. Sometimes repeated use of this command may

be necessary. If the function $f(t)$ includes a parameter then this must be declared as a symbolic term at the outset. For example, the commands

```
syms s t
laplace(sin(a*t))
```

return

```
ans = a/(s^2 + a^2)
```

as the Laplace transform of $\sin(at)$. To express this in a format that resembles typeset mathematics, enter the command `pretty(ans)`.

11.2.3 Existence of the Laplace transform

Clearly, from the definition (11.2), the Laplace transform of a function $f(t)$ exists if and only if the improper integral in the definition converges for at least some values of s . The examples of the previous section suggest that this relates to the boundedness of the function, with the factor e^{-st} in the transform integral acting like a convergence factor in that the allowed values of $\operatorname{Re}(s)$ are those for which the integral converges. In order to be able to state sufficient conditions on $f(t)$ for the existence of $\mathcal{L}\{f(t)\}$, we first introduce the definition of a function of exponential order.

Definition 11.1

A function $f(t)$ is said to be of **exponential order** as $t \rightarrow \infty$ if there exists a real number σ and positive constants M and T such that

$$|f(t)| < Me^{\sigma t}$$

for all $t > T$.

What this definition tells us is that a function $f(t)$ is of exponential order if it does not grow faster than some exponential function of the form $Me^{\sigma t}$. Fortunately, most functions of practical significance satisfy this requirement, and are therefore of exponential order. There are, however, functions that are not of exponential order, an example being e^{t^2} , since this grows more rapidly than $Me^{\sigma t}$ as $t \rightarrow \infty$, whatever the values of M and σ .

Example 11.5

The function $f(t) = e^{3t}$ is of exponential order, with $\sigma \geq 3$.

Example 11.6

Show that the function $f(t) = t^3$ ($t \geq 0$) is of exponential order.

Solution Since

$$e^{\alpha t} = 1 + \alpha t + \frac{1}{2}\alpha^2 t^2 + \frac{1}{6}\alpha^3 t^3 + \dots$$

(see Figure 9.6) it follows that for any $\alpha > 0$

$$t^3 < \frac{6}{\alpha^3} e^{\alpha t}$$

so that t^3 is of exponential order, with $\sigma > 0$.

It follows from Examples 11.5 and 11.6 that the choice of σ in Definition 11.1 is not unique for a particular function. For this reason, we define the greatest lower bound σ_c of the set of possible values of σ to be the **abscissa of convergence** of $f(t)$. Thus, in the case of the function $f(t) = e^{3t}$, $\sigma_c = 3$, while in the case of the function $f(t) = t^3$, $\sigma_c = 0$.

Returning to the definition of the Laplace transform given by (11.2), it follows that if $f(t)$ is a continuous function and is also of exponential order with abscissa of convergence σ_c , so that

$$|f(t)| < Me^{\sigma t}, \quad \sigma > \sigma_c$$

then, taking $T = 0$ in Definition 11.1 and noting that the absolute value of an integral is always equal to or less than the integral of the absolute value,

$$|F(s)| = \left| \int_0^{\infty} e^{-st} f(t) dt \right| \leq \int_0^{\infty} |e^{-st}| |f(t)| dt$$

Writing $s = \sigma + j\omega$, where σ and ω are real, since $|e^{-j\omega t}| = 1$, we have

$$|e^{-st}| = |e^{-\sigma t}| |e^{-j\omega t}| = |e^{-\sigma t}| = e^{-\sigma t}$$

so that

$$\begin{aligned} |F(s)| &\leq \int_0^{\infty} e^{-\sigma t} |f(t)| dt \leq M \int_0^{\infty} e^{-\sigma t} e^{\sigma_d t} dt, \quad \sigma_d > \sigma_c \\ &= M \int_0^{\infty} e^{-(\sigma - \sigma_d)t} dt \end{aligned}$$

This last integral is finite whenever $\sigma = \text{Re}(s) > \sigma_d$. Since σ_d can be chosen arbitrarily such that $\sigma_d > \sigma_c$ we conclude that $F(s)$ exists for $\sigma > \sigma_c$. Thus a continuous function $f(t)$ of exponential order, with abscissa of convergence σ_c , has a Laplace transform

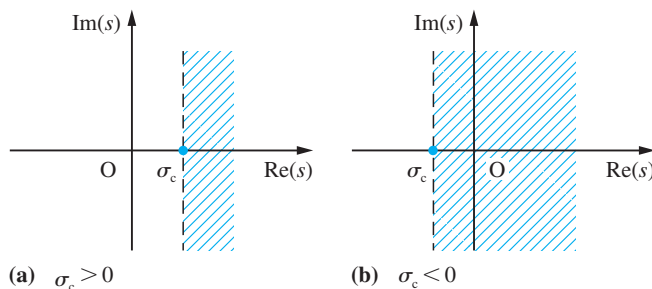
$$\mathcal{L}\{f(t)\} = F(s), \quad \text{Re}(s) > \sigma_c$$

where the region of convergence is as shown in Figure 11.4.

In fact, the requirement that $f(t)$ be continuous is not essential, and may be relaxed to $f(t)$ being piecewise-continuous, as defined earlier (see Section 8.8.2); that is, $f(t)$ must have only a finite number of finite discontinuities, being elsewhere continuous and bounded.

We conclude this section by stating a theorem that ensures the existence of a Laplace transform.

Figure 11.4
Region of convergence for $\mathcal{L}\{f(t)\}$; σ_c is the abscissa of convergence for $f(t)$.



Theorem 11.1 Existence of Laplace transform

If the causal function $f(t)$ is piecewise-continuous on $[0, \infty]$ and is of exponential order, with abscissa of convergence σ_c , then its Laplace transform exists, with region of convergence $\text{Re}(s) > \sigma_c$ in the s domain; that is,

$$\mathcal{L}\{f(t)\} = F(s) = \int_0^{\infty} e^{-st} f(t) dt, \quad \text{Re}(s) > \sigma_c$$

end of theorem

The conditions of this theorem are *sufficient* for ensuring the existence of the Laplace transform of a function. They do not, however, constitute *necessary* conditions for the existence of such a transform, and it does not follow that if the conditions are violated then a transform does not exist. In fact, the conditions are more restrictive than necessary, since there exist functions with infinite discontinuities that possess Laplace transforms.

11.2.4 Properties of the Laplace transform

In this section we consider some of the properties of the Laplace transform that will enable us to find further transform pairs $\{f(t), F(s)\}$ without having to compute them directly using the definition. Further properties will be developed in later sections when the need arises.

Property 11.1: The linearity property

A fundamental property of the Laplace transform is its linearity, which may be stated as follows:

If $f(t)$ and $g(t)$ are functions having Laplace transforms and if α and β are any constants then

$$\mathcal{L}\{\alpha f(t) + \beta g(t)\} = \alpha \mathcal{L}\{f(t)\} + \beta \mathcal{L}\{g(t)\}$$

As a consequence of this property, we say that the Laplace transform operator \mathcal{L} is a **linear operator**. A proof of the property follows readily from the definition (11.2), since

$$\begin{aligned} \mathcal{L}\{\alpha f(t) + \beta g(t)\} &= \int_0^{\infty} [\alpha f(t) + \beta g(t)] e^{-st} dt \\ &= \int_0^{\infty} \alpha f(t) e^{-st} dt + \int_0^{\infty} \beta g(t) e^{-st} dt \\ &= \alpha \int_0^{\infty} f(t) e^{-st} dt + \beta \int_0^{\infty} g(t) e^{-st} dt \\ &= \alpha \mathcal{L}\{f(t)\} + \beta \mathcal{L}\{g(t)\} \end{aligned}$$

Regarding the region of convergence, if $f(t)$ and $g(t)$ have abscissae of convergence σ_f and σ_g respectively, and $\sigma_1 > \sigma_f$, $\sigma_2 > \sigma_g$, then

$$|f(t)| < M_1 e^{\sigma_1 t}, \quad |g(t)| < M_2 e^{\sigma_2 t}$$

It follows that

$$\begin{aligned} |\alpha f(t) + \beta g(t)| &\leq |\alpha| |f(t)| + |\beta| |g(t)| \\ &\leq |\alpha| M_1 e^{\sigma_1 t} + |\beta| M_2 e^{\sigma_2 t} \\ &\leq (|\alpha| M_1 + |\beta| M_2) e^{\sigma t} \end{aligned}$$

where $\sigma = \max(\sigma_1, \sigma_2)$, so that the abscissa of convergence of the linear sum $\alpha f(t) + \beta g(t)$ is less than or equal to the maximum of those for $f(t)$ and $g(t)$.

This linearity property may clearly be extended to a linear combination of any finite number of functions.

Example 11.7

Determine $\mathcal{L}\{3t + 2e^{3t}\}$.

Solution Using the results given in (11.5) and (11.6),

$$\mathcal{L}\{t\} = \frac{1}{s^2}, \quad \operatorname{Re}(s) > 0$$

$$\mathcal{L}\{e^{3t}\} = \frac{1}{s-3}, \quad \operatorname{Re}(s) > 3$$

so, by the linearity property,

$$\begin{aligned} \mathcal{L}\{3t + 2e^{3t}\} &= 3\mathcal{L}\{t\} + 2\mathcal{L}\{e^{3t}\} \\ &= \frac{3}{s^2} + \frac{2}{s-3}, \quad \operatorname{Re}(s) > \max\{0, 3\} \\ &= \frac{3}{s^2} + \frac{2}{s-3}, \quad \operatorname{Re}(s) > 3 \end{aligned}$$



The answer can be checked using the commands

```
syms s t
laplace(3*t + 2*exp(3*t));
pretty(ans)
```

which returns

$$\frac{3}{s^2} + \frac{2}{s-3}$$

Example 11.8 Determine $\mathcal{L}\{5 - 3t + 4\sin 2t - 6e^{4t}\}$.

Solution Using the results given in (11.4)–(11.7),

$$\mathcal{L}\{5\} = \frac{5}{s}, \quad \operatorname{Re}(s) > 0 \quad \mathcal{L}\{t\} = \frac{1}{s^2}, \quad \operatorname{Re}(s) > 0$$

$$\mathcal{L}\{\sin 2t\} = \frac{2}{s^2 + 4}, \quad \operatorname{Re}(s) > 0 \quad \mathcal{L}\{e^{4t}\} = \frac{1}{s - 4}, \quad \operatorname{Re}(s) > 4$$

so, by the linearity property,

$$\begin{aligned} \mathcal{L}\{5 - 3t + 4\sin 2t - 6e^{4t}\} &= \mathcal{L}\{5\} - 3\mathcal{L}\{t\} + 4\mathcal{L}\{\sin 2t\} - 6\mathcal{L}\{e^{4t}\} \\ &= \frac{5}{s} - \frac{3}{s^2} + \frac{8}{s^2 + 4} - \frac{6}{s - 4}, \quad \operatorname{Re}(s) > \max\{0, 4\} \\ &= \frac{5}{s} - \frac{3}{s^2} + \frac{8}{s^2 + 4} - \frac{6}{s - 4}, \quad \operatorname{Re}(s) > 4 \end{aligned}$$



Again this answer can be checked using the commands

```
syms s t
laplace(5 - 3*t + 4*sin(2*t) - 6*exp(4*t))
```

in MATLAB.

The first shift property is another property that enables us to add more combinations to our repertoire of Laplace transform pairs. As with the linearity property, it will prove to be of considerable importance in our later discussions, particularly when considering the inversion of Laplace transforms.

Property 11.2: The first shift property

The property is contained in the following theorem, commonly referred to as the **first shift theorem** or sometimes as the **exponential modulation theorem**.

Theorem 11.2 The first shift theorem

If $f(t)$ is a function having Laplace transform $F(s)$, with $\operatorname{Re}(s) > \sigma_c$, then the function $e^{at}f(t)$ also has a Laplace transform, given by

$$\mathcal{L}\{e^{at}f(t)\} = F(s - a), \quad \operatorname{Re}(s) > \sigma_c + \operatorname{Re}(a)$$

Proof A proof of the theorem follows directly from the definition of the Laplace transform, since

$$\mathcal{L}\{e^{at}f(t)\} = \int_0^{\infty} e^{at}f(t)e^{-st}dt = \int_0^{\infty} f(t)e^{-(s-a)t}dt$$

Then, since

$$\mathcal{L}\{f(t)\} = F(s) = \int_0^{\infty} f(t)e^{-st}dt, \quad \operatorname{Re}(s) > \sigma_c$$

we see that the last integral above is in structure exactly the Laplace transform of $f(t)$ itself, except that $s - a$ takes the place of s , so that

$$\mathcal{L}\{e^{at}f(t)\} = F(s - a), \quad \operatorname{Re}(s - a) > \sigma_c$$

or

$$\mathcal{L}\{e^{at}f(t)\} = F(s - a), \quad \operatorname{Re}(s) > \sigma_c + \operatorname{Re}(a)$$

end of theorem

An alternative way of expressing the result of Theorem 11.2, which may be found more convenient in application, is

$$\mathcal{L}\{e^{at}f(t)\} = [\mathcal{L}\{f(t)\}]_{s \rightarrow s-a} = [F(s)]_{s \rightarrow s-a}$$

In other words, the theorem says that the Laplace transform of e^{at} times a function $f(t)$ is equal to the Laplace transform of $f(t)$ itself, with s replaced by $s - a$.

Example 11.9

Determine $\mathcal{L}\{te^{-2t}\}$.

Solution From the result given in (11.5),

$$\mathcal{L}\{t\} = F(s) = \frac{1}{s^2}, \quad \operatorname{Re}(s) > 0$$

so, by the first shift theorem,

$$\mathcal{L}\{te^{-2t}\} = F(s + 2) = [F(s)]_{s \rightarrow s+2}, \quad \operatorname{Re}(s) > 0 - 2$$

that is,

$$\mathcal{L}\{te^{-2t}\} = \frac{1}{(s + 2)^2}, \quad \operatorname{Re}(s) > -2$$



This is readily dealt with using MATLAB. The commands

```
MATLAB
syms s t
laplace(t*exp(-2*t));
pretty(ans)
```

return the transform as $\frac{1}{(s + 2)^2}$

Example 11.10

Determine $\mathcal{L}\{e^{-3t}\sin 2t\}$.

Solution From the result (11.7),

$$\mathcal{L}\{\sin 2t\} = F(s) = \frac{2}{s^2 + 4}, \quad \operatorname{Re}(s) > 0$$

so, by the first shift theorem,

$$\mathcal{L}\{e^{-3t}\sin 2t\} = F(s + 3) = [F(s)]_{s \rightarrow s+3}, \quad \operatorname{Re}(s) > 0 - 3$$

that is,

$$\mathcal{L}\{e^{-3t}\sin 2t\} = \frac{2}{(s + 3)^2 + 4} = \frac{2}{s^2 + 6s + 13}, \quad \operatorname{Re}(s) > -3$$



In MATLAB the commands

```
syms s t
laplace(exp(-3*t)*sin(2*t))
```

return

```
ans = 2/((s + 3)^2 + 4)
```

Entering the further commands

```
simplify(ans);
pretty(ans)
```

returns

```
2/(s^2 + 6s + 13)
```

as an alternative form of the answer. Note that the last two commands could be replaced by the single command `pretty(simplify(ans))`.

The function $e^{-3t}\sin 2t$ in Example 11.10 is a member of a general class of functions called **damped sinusoids**. These play an important role in the study of engineering

systems, particularly in the analysis of vibrations. For this reason, we add the following two general members of the class to our standard library of Laplace transform pairs:

$$\mathcal{L}\{e^{-kt} \sin at\} = \frac{a}{(s+k)^2 + a^2}, \quad \operatorname{Re}(s) > -k \quad (11.9)$$

$$\mathcal{L}\{e^{-kt} \cos at\} = \frac{s+k}{(s+k)^2 + a^2}, \quad \operatorname{Re}(s) > -k \quad (11.10)$$

where in both cases k and a are real constants.

Property 11.3: Derivative-of-transform property

This property relates operations in the time domain to those in the transformed s domain, but initially we shall simply look upon it as a method of increasing our repertoire of Laplace transform pairs. The property is also sometimes referred to as the **multiplication-by- t** property. A statement of the property is contained in the following theorem.

Theorem 11.3

Derivative of transform

If $f(t)$ is a function having Laplace transform

$$F(s) = \mathcal{L}\{f(t)\}, \quad \operatorname{Re}(s) > \sigma_c$$

then the functions $t^n f(t)$ ($n = 1, 2, \dots$) also have Laplace transforms, given by

$$\mathcal{L}\{t^n f(t)\} = (-1)^n \frac{d^n F(s)}{ds^n}, \quad \operatorname{Re}(s) > \sigma_c$$

Proof By definition,

$$\mathcal{L}\{f(t)\} = F(s) = \int_0^{\infty} e^{-st} f(t) dt$$

so that

$$\frac{d^n F(s)}{ds^n} = \frac{d^n}{ds^n} \int_0^{\infty} e^{-st} f(t) dt$$

Owing to the convergence properties of the improper integral involved, we can interchange the operations of differentiation and integration and differentiate with respect to s under the integral sign. Thus

$$\frac{d^n F(s)}{ds^n} = \int_0^{\infty} \frac{\partial^n}{\partial s^n} [e^{-st} f(t)] dt$$

which, on carrying out the repeated differentiation, gives

$$\frac{d^n F(s)}{ds^n} = (-1)^n \int_0^{\infty} e^{-st} t^n f(t) dt = (-1)^n \mathcal{L}\{t^n f(t)\}, \quad \operatorname{Re}(s) > \sigma_c$$

the region of convergence remaining unchanged.

In other words, Theorem 11.3 says that differentiating the transform of a function with respect to s is equivalent to multiplying the function itself by $-t$. As with the previous properties, we can now use this result to add to our list of Laplace transform pairs.

Example 11.11Determine $\mathcal{L}\{t \sin 3t\}$.**Solution** Using the result (11.7),

$$\mathcal{L}\{\sin 3t\} = F(s) = \frac{3}{s^2 + 9}, \quad \operatorname{Re}(s) > 0$$

so, by the derivative theorem,

$$\mathcal{L}\{t \sin 3t\} = -\frac{dF(s)}{ds} = \frac{6s}{(s^2 + 9)^2}, \quad \operatorname{Re}(s) > 0$$



In MATLAB the commands

```
syms s t
laplace(t*sin(3*t))
```

return

```
ans = 6*s/(s^2 + 9)^2
```

Example 11.12Determine $\mathcal{L}\{t^2 e^t\}$.**Solution** From the result (11.6),

$$\mathcal{L}\{e^t\} = F(s) = \frac{1}{s-1}, \quad \operatorname{Re}(s) > 1$$

so, by the derivative theorem,

$$\begin{aligned} \mathcal{L}\{t^2 e^t\} &= (-1)^2 \frac{d^2 F(s)}{ds^2} = (-1)^2 \frac{d^2}{ds^2} \left(\frac{1}{s-1} \right) = (-1) \frac{d}{ds} \left(\frac{1}{(s-1)^2} \right) \\ &= \frac{2}{(s-1)^3}, \quad \operatorname{Re}(s) > 1 \end{aligned}$$

Note that the result is easier to deduce using the first shift theorem.



Using MATLAB confirm that the answer may be checked using the following commands:

```
syms s t
laplace(t^2*exp(t))
```

Example 11.13 Determine $\mathcal{L}\{t^n\}$, where n is a positive integer.

Solution Using the result (11.4),

$$\mathcal{L}\{1\} = \frac{1}{s}, \quad \operatorname{Re}(s) > 0$$

so, by the derivative theorem,

$$\mathcal{L}\{t^n\} = (-1)^n \frac{d^n}{ds^n} \left(\frac{1}{s} \right) = \frac{n!}{s^{n+1}}, \quad \operatorname{Re}(s) > 0$$

11.2.5 Table of Laplace transforms

It is appropriate at this stage to draw together the results proved to date for easy access. This is done in the form of two short tables. Figure 11.5(a) lists some Laplace transform pairs and Figure 11.5(b) lists the properties already considered.

Figure 11.5

(a) Table of Laplace transform pairs.
(b) Some properties of the Laplace transform.

(a) $f(t)$	$\mathcal{L}\{f(t)\} = F(s)$	Region of convergence
$c, \quad c \text{ a constant}$	$\frac{c}{s}$	$\operatorname{Re}(s) > 0$
t	$\frac{1}{s^2}$	$\operatorname{Re}(s) > 0$
$t^n, \quad n \text{ a positive integer}$	$\frac{n!}{s^{n+1}}$	$\operatorname{Re}(s) > 0$
$e^{kt}, \quad k \text{ a constant}$	$\frac{1}{s-k}$	$\operatorname{Re}(s) > \operatorname{Re}(k)$
$\sin at, \quad a \text{ a real constant}$	$\frac{a}{s^2 + a^2}$	$\operatorname{Re}(s) > 0$
$\cos at, \quad a \text{ a real constant}$	$\frac{s}{s^2 + a^2}$	$\operatorname{Re}(s) > 0$
$e^{-kt} \sin at, \quad k \text{ and } a \text{ real constants}$	$\frac{a}{(s+k)^2 + a^2}$	$\operatorname{Re}(s) > -k$
$e^{-kt} \cos at, \quad k \text{ and } a \text{ real constants}$	$\frac{s+k}{(s+k)^2 + a^2}$	$\operatorname{Re}(s) > -k$

(b) $\mathcal{L}\{f(t)\} = F(s), \operatorname{Re}(s) > \sigma_1$ and $\mathcal{L}\{g(t)\} = G(s), \operatorname{Re}(s) > \sigma_2$

Linearity: $\mathcal{L}\{\alpha f(t) + \beta g(t)\} = \alpha F(s) + \beta G(s), \operatorname{Re}(s) > \max(\sigma_1, \sigma_2)$

First shift theorem: $\mathcal{L}\{e^{at}f(t)\} = F(s-a), \operatorname{Re}(s) > \sigma_1 + \operatorname{Re}(a)$

Derivative of transform:

$$\mathcal{L}\{t^n f(t)\} = (-1)^n \frac{d^n F(s)}{ds^n} \quad (n = 1, 2, \dots), \quad \operatorname{Re}(s) > \sigma_1$$

11.2.6 Exercises

- 1 Use the definition of the Laplace transform to obtain the transforms of $f(t)$ when $f(t)$ is given by (a) $\cosh 2t$ (b) t^2 (c) $3 + t$ (d) te^{-t} stating the region of convergence in each case.
- 2 What are the abscissae of convergence for the following functions?
 (a) e^{5t} (b) e^{-3t}
 (c) $\sin 2t$ (d) $\sinh 3t$
 (e) $\cosh 2t$ (f) t^4
 (g) $e^{-5t} + t^2$ (h) $3 \cos 2t - t^3$
 (i) $3e^{2t} - 2e^{-2t} + \sin 2t$ (j) $\sinh 3t + \sin 3t$
- 3 Using the results shown in Figure 11.5, obtain the Laplace transforms of the following functions, stating the region of convergence:
 (a) $5 - 3t$ (b) $7t^3 - 2 \sin 3t$
 (c) $3 - 2t + 4 \cos 2t$ (d) $\cosh 3t$
 (e) $\sinh 2t$ (f) $5e^{-2t} + 3 - 2 \cos 2t$
 (g) $4te^{-2t}$ (h) $2e^{-3t} \sin 2t$
 (i) $t^2 e^{-4t}$ (j) $6t^3 - 3t^2 + 4t - 2$
 (k) $2 \cos 3t + 5 \sin 3t$ (l) $t \cos 2t$
 (m) $t^2 \sin 3t$ (n) $t^2 - 3 \cos 4t$
 (o) $t^2 e^{-2t} + e^{-t} \cos 2t + 3$

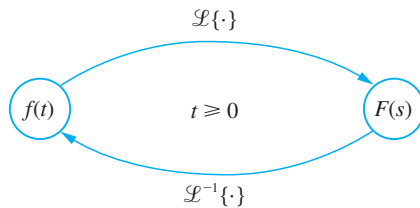
11.2.7 The inverse transform

The symbol $\mathcal{L}^{-1}\{F(s)\}$ denotes a causal function $f(t)$ whose Laplace transform is $F(s)$; that is,

$$\text{if } \mathcal{L}\{f(t)\} = F(s) \text{ then } f(t) = \mathcal{L}^{-1}\{F(s)\}$$

This correspondence between the functions $F(s)$ and $f(t)$ is called the **inverse Laplace transformation**, $f(t)$ being the **inverse transform** of $F(s)$, and \mathcal{L}^{-1} being referred to as the **inverse Laplace transform operator**. These relationships are depicted in Figure 11.6.

Figure 11.6
The Laplace transform and its inverse.



As was pointed out in observation (c) of Section 11.2.1, the Laplace transform $F(s)$ only determines the behaviour of $f(t)$ for $t \geq 0$. Thus $\mathcal{L}^{-1}\{F(s)\} = f(t)$ only for $t \geq 0$. When writing $\mathcal{L}^{-1}\{F(s)\} = f(t)$, it is assumed that $t \geq 0$, so, strictly speaking, we should write

$$\mathcal{L}^{-1}\{F(s)\} = f(t)H(t) \quad (11.11)$$

Example 11.14

Since

$$\mathcal{L}\{e^{at}\} = \frac{1}{s-a}$$

it follows that

$$\mathcal{L}^{-1}\left\{\frac{1}{s-a}\right\} = e^{at}$$

Example 11.15

Since

$$\mathcal{L}\{\sin \omega t\} = \frac{\omega}{s^2 + \omega^2}$$

it follows that

$$\mathcal{L}^{-1}\left\{\frac{\omega}{s^2 + \omega^2}\right\} = \sin \omega t$$

The linearity property for the Laplace transform (Property 11.1) states that if α and β are any constants then

$$\mathcal{L}\{\alpha f(t) + \beta g(t)\} = \alpha \mathcal{L}\{f(t)\} + \beta \mathcal{L}\{g(t)\} = \alpha F(s) + \beta G(s)$$

It then follows from the above definition that

$$\mathcal{L}^{-1}\{\alpha F(s) + \beta G(s)\} = \alpha f(t) + \beta g(t) = \alpha \mathcal{L}^{-1}\{F(s)\} + \beta \mathcal{L}^{-1}\{G(s)\}$$

so that the inverse Laplace transform operator \mathcal{L}^{-1} is also a **linear operator**.

11.2.8 Evaluation of inverse transforms

The most obvious way of finding the inverse transform of the function $F(s)$ is to make use of a table of transforms, such as that given in Figure 11.5. Sometimes it is possible to write down the inverse transform directly from the table, but more often than not it is first necessary to carry out some algebraic manipulation on $F(s)$. In particular, we frequently need to determine the inverse transform of a rational function of the form $p(s)/q(s)$, where $p(s)$ and $q(s)$ are polynomials in s . In such cases the procedure is first to resolve the function into partial fractions and then to use the table of transforms.



Using the MATLAB Symbolic Math Toolbox the commands

```
syms s t
ilaplace(F(s))
```

return the inverse transform of $F(s)$.

Example 11.16 Find

$$\mathcal{L}^{-1}\left\{\frac{1}{(s+3)(s-2)}\right\}$$

Solution First $1/(s+3)(s-2)$ is resolved into partial fractions, giving

$$\frac{1}{(s+3)(s-2)} = \frac{-\frac{1}{5}}{s+3} + \frac{\frac{1}{5}}{s-2}$$

Then, using the result $\mathcal{L}^{-1}\{1/(s+a)\} = e^{-at}$ together with the linearity property, we have

$$\mathcal{L}^{-1}\left\{\frac{1}{(s+3)(s-2)}\right\} = -\frac{1}{5}\mathcal{L}^{-1}\left\{\frac{1}{s+3}\right\} + \frac{1}{5}\mathcal{L}^{-1}\left\{\frac{1}{s-2}\right\} = -\frac{1}{5}e^{-3t} + \frac{1}{5}e^{2t}$$



Using MATLAB the commands

```
syms s t
ilaplace(1/((s+3)*(s-2)));
pretty(ans)
```

return the answer

```
-1/5exp(-3t) + 1/5exp(2t)
```

Example 11.17 Find

$$\mathcal{L}^{-1}\left\{\frac{s+1}{s^2(s^2+9)}\right\}$$

Solution Resolving $(s+1)/s^2(s^2+9)$ into partial fractions gives

$$\begin{aligned}\frac{s+1}{s^2(s^2+9)} &= \frac{\frac{1}{9}}{s} + \frac{\frac{1}{9}}{s^2} - \frac{1}{9}\frac{s+1}{s^2+9} \\ &= \frac{1}{9} + \frac{1}{9} \frac{1}{s^2} - \frac{1}{9}\frac{s}{s^2+3^2} - \frac{1}{27}\frac{3}{s^2+3^2}\end{aligned}$$

Using the results in Figure 11.5, together with the linearity property, we have

$$\mathcal{L}^{-1}\left\{\frac{s+1}{s^2(s^2+9)}\right\} = \frac{1}{9} + \frac{1}{9}t - \frac{1}{9}\cos 3t - \frac{1}{27}\sin 3t$$



Using MATLAB, check that the answer can be verified using the following commands:

```
syms s t
ilaplace((s + 1)/(s^2*(s^2 + 9)));
pretty(ans)
```

11.2.9 Inversion using the first shift theorem

In Theorem 11.2 we saw that if $F(s)$ is the Laplace transform of $f(t)$ then, for a scalar a , $F(s - a)$ is the Laplace transform of $e^{at}f(t)$. This theorem normally causes little difficulty when used to obtain the Laplace transforms of functions, but it does frequently lead to problems when used to obtain inverse transforms. Expressed in the inverse form, the theorem becomes

$$\mathcal{L}^{-1}\{F(s - a)\} = e^{at}f(t)$$

The notation

$$\mathcal{L}^{-1}\{[F(s)]_{s \rightarrow s-a}\} = e^{at}[f(t)]$$

where $F(s) = \mathcal{L}\{f(t)\}$ and $[F(s)]_{s \rightarrow s-a}$ denotes that s in $F(s)$ is replaced by $s - a$, may make the relation clearer.

Example 11.18

Find

$$\mathcal{L}^{-1}\left\{\frac{1}{(s + 2)^2}\right\}$$

Solution

$$\frac{1}{(s + 2)^2} = \left[\frac{1}{s^2}\right]_{s \rightarrow s+2}$$

and, since $1/s^2 = \mathcal{L}\{t\}$, the shift theorem gives

$$\mathcal{L}^{-1}\left\{\frac{1}{(s + 2)^2}\right\} = te^{-2t}$$



Check the answer using MATLAB.

Example 11.19

Find

$$\mathcal{L}^{-1}\left\{\frac{2}{s^2 + 6s + 13}\right\}$$

Solution

$$\frac{2}{s^2 + 6s + 13} = \frac{2}{(s + 3)^2 + 4} = \left[\frac{2}{s^2 + 2^2} \right]_{s \rightarrow s+3}$$

and, since $2/(s^2 + 2^2) = \mathcal{L}\{\sin 2t\}$, the shift theorem gives

$$\mathcal{L}^{-1} \left\{ \frac{2}{s^2 + 6s + 13} \right\} = e^{-3t} \sin 2t$$



The MATLAB commands

```
syms s t
ilaplace(2/(s^2 + 6*s + 13));
return
ans = sin(2*t)*exp(-3*t)
```

Example 11.20

Find

$$\mathcal{L}^{-1} \left\{ \frac{s + 7}{s^2 + 2s + 5} \right\}$$

Solution

$$\begin{aligned} \frac{s + 7}{s^2 + 2s + 5} &= \frac{s + 7}{(s + 1)^2 + 4} = \frac{(s + 1)}{(s + 1)^2 + 4} + 3 \frac{2}{(s + 1)^2 + 4} \\ &= \left[\frac{s}{s^2 + 2^2} \right]_{s \rightarrow s+1} + 3 \left[\frac{2}{s^2 + 2^2} \right]_{s \rightarrow s+1} \end{aligned}$$

Since $s/(s^2 + 2^2) = \mathcal{L}\{\cos 2t\}$ and $2/(s^2 + 2^2) = \mathcal{L}\{\sin 2t\}$, the shift theorem gives

$$\mathcal{L}^{-1} \left\{ \frac{s + 7}{s^2 + 2s + 5} \right\} = e^{-t} \cos 2t + 3e^{-t} \sin 2t$$

Example 11.21

Find

$$\mathcal{L}^{-1} \left\{ \frac{1}{(s + 1)^2 (s^2 + 4)} \right\}$$

Solution Resolving $1/(s + 1)^2 (s^2 + 4)$ into partial fractions gives

$$\begin{aligned} \frac{1}{(s + 1)^2 (s^2 + 4)} &= \frac{\frac{2}{25}}{s + 1} + \frac{\frac{1}{5}}{(s + 1)^2} - \frac{1}{25} \frac{2s + 3}{s^2 + 4} \\ &= \frac{\frac{2}{25}}{s + 1} + \frac{1}{5} \left[\frac{1}{s^2} \right]_{s \rightarrow s+1} - \frac{2}{25} \frac{s}{s^2 + 2^2} - \frac{3}{50} \frac{2}{s^2 + 2^2} \end{aligned}$$

Since $1/s^2 = \mathcal{L}\{t\}$, the shift theorem, together with the results in Figure 11.5, gives

$$\mathcal{L}^{-1}\left\{\frac{1}{(s+1)^2(s^2+4)}\right\} = \frac{2}{25}e^{-t} + \frac{1}{5}e^{-t}t - \frac{2}{25}\cos 2t - \frac{3}{50}\sin 2t$$



Check your answers to Examples 11.20 and 11.21 using MATLAB.

11.2.10 Exercise



Check your answers using MATLAB.

4 Find $\mathcal{L}^{-1}\{F(s)\}$ when $F(s)$ is given by

(a) $\frac{1}{(s+3)(s+7)}$

(b) $\frac{s+5}{(s+1)(s-3)}$

(c) $\frac{s-1}{s^2(s+3)}$

(d) $\frac{2s+6}{s^2+4}$

(e) $\frac{1}{s^2(s^2+16)}$

(f) $\frac{s+8}{s^2+4s+5}$

(g) $\frac{s+1}{s^2(s^2+4s+8)}$

(h) $\frac{4s}{(s-1)(s+1)^2}$

(i) $\frac{s+7}{s^2+2s+5}$

(j) $\frac{3s^2-7s+5}{(s-1)(s-2)(s-3)}$

(k) $\frac{5s-7}{(s+3)(s^2+2)}$

(l) $\frac{s}{(s-1)(s^2+2s+2)}$

(m) $\frac{s-1}{s^2+2s+5}$

(n) $\frac{s-1}{(s-2)(s-3)(s-4)}$

(o) $\frac{3s}{(s-1)(s^2-4)}$

(p) $\frac{36}{s(s^2+1)(s^2+9)}$

(q) $\frac{2s^2+4s+9}{(s+2)(s^2+3s+3)}$

(r) $\frac{1}{(s+1)(s+2)(s^2+2s+10)}$

11.3 Solution of differential equations

We first consider the Laplace transforms of derivatives and integrals, and then apply these to the solution of differential equations.

11.3.1 Transforms of derivatives

If we are to use Laplace transform methods to solve differential equations, we need to find convenient expressions for the Laplace transforms of derivatives such as df/dt , d^2f/dt^2 or, in general, $d^n f/dt^n$. By definition,

$$\mathcal{L}\left\{\frac{df}{dt}\right\} = \int_0^{\infty} e^{-st} \frac{df}{dt} dt$$

Integrating by parts, we have

$$\begin{aligned} \mathcal{L}\left\{\frac{df}{dt}\right\} &= [e^{-st}f(t)]_0^{\infty} + s \int_0^{\infty} e^{-st}f(t) dt \\ &= -f(0) + sF(s) \end{aligned}$$

that is,

$$\mathcal{L}\left\{\frac{df}{dt}\right\} = sF(s) - f(0) \quad (11.12)$$

In taking the Laplace transform of a derivative we have assumed that $f(t)$ is continuous at $t = 0$, so that $f(0-) = f(0) = f(0+)$. In the companion text *Advanced Modern Engineering Mathematics* there are occasions when $f(0-) \neq f(0+)$ and we have to revert to a more generalized calculus to resolve the problem.

The advantage of using the Laplace transform when dealing with differential equations can readily be seen, since it enables us to replace the operation of differentiation in the time domain by a simple algebraic operation in the s domain.

Note that to deduce the result (11.12), we have assumed that $f(t)$ is continuous, with a piecewise-continuous derivative df/dt , for $t \geq 0$ and that it is also of exponential order as $t \rightarrow \infty$.

Likewise, if both $f(t)$ and df/dt are continuous on $t \geq 0$ and are of exponential order as $t \rightarrow \infty$, and d^2f/dt^2 is piecewise-continuous for $t \geq 0$, then

$$\begin{aligned} \mathcal{L}\left\{\frac{d^2f}{dt^2}\right\} &= \int_0^{\infty} e^{-st} \frac{d^2f}{dt^2} dt = \left[e^{-st} \frac{df}{dt} \right]_0^{\infty} + s \int_0^{\infty} e^{-st} \frac{df}{dt} dt \\ &= -\left[\frac{df}{dt} \right]_{t=0} + s \mathcal{L}\left\{\frac{df}{dt}\right\} \end{aligned}$$

which, on using (11.11), gives

$$\mathcal{L}\left\{\frac{d^2f}{dt^2}\right\} = -\left[\frac{df}{dt} \right]_{t=0} + s[sF(s) - f(0)]$$

leading to the result

$$\mathcal{L}\left\{\frac{d^2f}{dt^2}\right\} = s^2F(s) - sf(0) - \left[\frac{df}{dt} \right]_{t=0} = s^2F(s) - sf(0) - f^{(1)}(0) \quad (11.13)$$

Clearly, provided that $f(t)$ and its derivatives satisfy the required conditions, this procedure may be extended to obtain the Laplace transform of $f^{(n)}(t) = d^n f/dt^n$ in the form

$$\begin{aligned} \mathcal{L}\{f^{(n)}(t)\} &= s^n F(s) - s^{n-1}f(0) - s^{n-2}f^{(1)}(0) - \dots - f^{(n-1)}(0) \\ &= s^n F(s) - \sum_{i=1}^n s^{n-i} f^{(i-1)}(0) \end{aligned} \quad (11.14)$$

a result that may be readily proved by induction.

Again it is noted that in determining the Laplace transform of $f^{(n)}(t)$ we have assumed that $f^{(n-1)}(t)$ is continuous.

11.3.2 Transforms of integrals

In some applications the behaviour of a system may be represented by an **integro-differential equation**, which is an equation containing both derivatives and integrals of the unknown variable. For example, the current i in a series electrical circuit consisting of a resistance R , an inductance L and capacitance C , and subject to an applied voltage E , is given by

$$L \frac{di}{dt} + iR + \frac{1}{C} \int_0^t i(\tau) d\tau = E$$

To solve such equations directly, it is convenient to be able to obtain the Laplace transform of integrals such as $\int_0^t f(\tau) d\tau$.

Writing

$$g(t) = \int_0^t f(\tau) d\tau$$

we have

$$\frac{dg}{dt} = f(t), \quad g(0) = 0$$

Taking Laplace transforms,

$$\mathcal{L}\left\{\frac{dg}{dt}\right\} = \mathcal{L}\{f(t)\}$$

which, on using (11.12), gives

$$sG(s) = F(s)$$

or

$$\mathcal{L}\{g(t)\} = G(s) = \frac{1}{s}F(s) = \frac{1}{s}\mathcal{L}\{f(t)\}$$

leading to the result

$$\mathcal{L}\left\{\int_0^t f(\tau) d\tau\right\} = \frac{1}{s}\mathcal{L}\{f(t)\} = \frac{1}{s}F(s) \quad (11.15)$$

Example 11.22

Obtain

$$\mathcal{L}\left\{\int_0^t (\tau^3 + \sin 2\tau) d\tau\right\}$$

Solution In this case $f(t) = t^3 + \sin 2t$, giving

$$\begin{aligned} F(s) &= \mathcal{L}\{f(t)\} = \mathcal{L}\{t^3\} + \mathcal{L}\{\sin 2t\} \\ &= \frac{6}{s^4} + \frac{2}{s^2 + 4} \end{aligned}$$

so, by (11.15),

$$\mathcal{L}\left\{\int_0^t (\tau^3 + \sin 2\tau) d\tau\right\} = \frac{1}{s} F(s) = \frac{6}{s^5} + \frac{2}{s(s^2 + 4)}$$

11.3.3 Ordinary differential equations

Having obtained expressions for the Laplace transforms of derivatives, we are now in a position to use Laplace transform methods to solve ordinary linear differential equations with constant coefficients, which were introduced in the previous chapter. To illustrate this, consider the general second-order linear differential equation

$$a \frac{d^2x}{dt^2} + b \frac{dx}{dt} + cx = u(t) \quad (t \geq 0) \quad (11.16)$$

subject to the initial conditions $x(0) = x_0, \dot{x}(0) = v_0$ where as usual a dot denotes differentiation with respect to time, t . Such a differential equation may model the dynamics of some system for which the variable $x(t)$ determines the **response** of the system to the **forcing** or **excitation** term $u(t)$. The terms **system input** and **system output** are also frequently used for $u(t)$ and $x(t)$ respectively. Since the differential equation is linear and has constant coefficients, a system characterized by such a model is said to be a **linear time-invariant system**.

Taking Laplace transforms of each term in (11.16) gives

$$a \mathcal{L}\left\{\frac{d^2x}{dt^2}\right\} + b \mathcal{L}\left\{\frac{dx}{dt}\right\} + c \mathcal{L}\{x\} = \mathcal{L}\{u(t)\}$$

which on using (11.12) and (11.13) leads to

$$a[s^2X(s) - sx(0) - \dot{x}(0)] + b[sX(s) - x(0)] + cX(s) = U(s)$$

Rearranging, and incorporating the given initial conditions, gives

$$(as^2 + bs + c)X(s) = U(s) + (as + b)x_0 + av_0$$

so that

$$X(s) = \frac{U(s) + (as + b)x_0 + av_0}{as^2 + bs + c} \quad (11.17)$$

Equation (11.17) determines the Laplace transform $X(s)$ of the response, from which, by taking the inverse transform, the desired time response $x(t)$ may be obtained.

Before considering specific examples, there are a few observations worth noting at this stage.

(a) As we have already noted (see Section 11.3.1), a distinct advantage of using the Laplace transform is that it enables us to replace the operation of differentiation by an algebraic

operation. Consequently, by taking the Laplace transform of each term in a differential equation, it is converted into an algebraic equation in the variable s . This may then be rearranged using algebraic rules to obtain an expression for the Laplace transform of the response; the desired time response is then obtained by taking the inverse transform.

(b) The Laplace transform method yields the complete solution to the linear differential equation, with the initial conditions automatically included. This contrasts with the classical approach adopted earlier (see Chapter 10), in which the general solution consists of two components, the **complementary function** and the **particular integral**, with the initial conditions determining the undetermined constants associated with the complementary function. When the solution is expressed in the general form (11.17), upon inversion the term involving $U(s)$ leads to a particular integral while that involving x_0 and v_0 gives a complementary function. A useful side issue is that an explicit solution for the transient is obtained that reflects the initial conditions.

(c) The Laplace transform method is ideally suited for solving initial-value problems; that is, linear differential equations in which all the initial conditions $x(0)$, $\dot{x}(0)$, and so on, at time $t = 0$ are specified. The method is less attractive for boundary-value problems, when the conditions on $x(t)$ and its derivatives are not all specified at $t = 0$, but some are specified at other values of the independent variable. It is still possible, however, to use the Laplace transform method by assigning arbitrary constants to one or more of the initial conditions and then determining their values using the given boundary conditions.

(d) It should be noted that the denominator of the right-hand side of (11.17) is the left-hand side of (11.16) with the operator d/dt replaced by s . The denominator equated to zero also corresponds to the auxiliary equation or characteristic equation used in the classical approach. Given a specific initial-value problem, the process of obtaining a solution using Laplace transform methods is fairly straightforward, and is illustrated by Example 11.23.

Example 11.23

Solve the differential equation

$$\frac{d^2x}{dt^2} + 5\frac{dx}{dt} + 6x = 2e^{-t} \quad (t \geq 0)$$

subject to the initial conditions $x = 1$ and $dx/dt = 0$ at $t = 0$.

Solution Taking Laplace transforms

$$\mathcal{L}\left\{\frac{d^2x}{dt^2}\right\} + 5\mathcal{L}\left\{\frac{dx}{dt}\right\} + 6\mathcal{L}\{x\} = 2\mathcal{L}\{e^{-t}\}$$

leads to the transformed equation

$$[s^2X(s) - sx(0) - \dot{x}(0)] + 5[sX(s) - x(0)] + 6X(s) = \frac{2}{s+1}$$

which on rearrangement gives

$$(s^2 + 5s + 6)X(s) = \frac{2}{s+1} + (s+5)x(0) + \dot{x}(0)$$

Incorporating the given initial conditions $x(0) = 1$ and $\dot{x}(0) = 0$ leads to

$$(s^2 + 5s + 6)X(s) = \frac{2}{s+1} + s + 5$$

That is,

$$X(s) = \frac{2}{(s+1)(s+2)(s+3)} + \frac{s+5}{(s+3)(s+2)}$$

Resolving the rational terms into partial fractions gives

$$\begin{aligned} X(s) &= \frac{1}{s+1} - \frac{2}{s+2} + \frac{1}{s+3} + \frac{3}{s+2} - \frac{2}{s+3} \\ &= \frac{1}{s+1} + \frac{1}{s+2} - \frac{1}{s+3} \end{aligned}$$

Taking inverse transforms gives the desired solution

$$x(t) = e^{-t} + e^{-2t} - e^{-3t} \quad (t \geq 0)$$

In principle the procedure adopted in Example 11.23 for solving a second-order linear differential equation with constant coefficients is readily carried over to higher-order differential equations. A general n th-order linear differential equation may be written as

$$a_n \frac{d^n x}{dt^n} + a_{n-1} \frac{d^{n-1} x}{dt^{n-1}} + \dots + a_0 x = u(t) \quad (t \geq 0) \quad (11.18)$$

where a_n, a_{n-1}, \dots, a_0 are constants, with $a_n \neq 0$. This may be written in the more concise form

$$q(D)x(t) = u(t) \quad (11.19)$$

where D denotes the operator d/dt and $q(D)$ is the polynomial

$$q(D) = \sum_{r=0}^n a_r D^r$$

The objective is then to determine the response $x(t)$ for a given forcing function $u(t)$ subject to the given set of initial conditions

$$D^r x(0) = \left[\frac{d^r x}{dt^r} \right]_{t=0} = c_r \quad (r = 0, 1, \dots, n-1)$$

Taking Laplace transforms in (11.19) and proceeding as before leads to

$$X(s) = \frac{p(s)}{q(s)}$$

where

$$p(s) = U(s) + \sum_{r=0}^{n-1} c_r \sum_{i=r+1}^n a_i s^{i-r-1}$$

Then, in principle, by taking the inverse transform, the desired response $x(t)$ may be obtained as

$$x(t) = \mathcal{L}^{-1} \left\{ \frac{p(s)}{q(s)} \right\}$$

For high-order differential equations the process of performing this inversion may prove to be rather tedious, and matrix methods may be used, as indicated in Chapter 5 of the companion text *Advanced Modern Engineering Mathematics*.

To conclude this section, further worked examples are developed in order to help consolidate understanding of this method for solving linear differential equations.

Example 11.24

Solve the differential equation

$$\frac{d^2x}{dt^2} + 6\frac{dx}{dt} + 9x = \sin t \quad (t \geq 0)$$

subject to the initial conditions $x = 0$ and $dx/dt = 0$ at $t = 0$.

Solution Taking the Laplace transforms

$$\mathcal{L} \left\{ \frac{d^2x}{dt^2} \right\} + 6\mathcal{L} \left\{ \frac{dx}{dt} \right\} + 9\mathcal{L}\{x\} = \mathcal{L}\{\sin t\}$$

leads to the equation

$$[s^2X(s) - sx(0) - \dot{x}(0)] + 6[sX(s) - x(0)] + 9X(s) = \frac{1}{s^2 + 1}$$

which on rearrangement gives

$$(s^2 + 6s + 9)X(s) = \frac{1}{s^2 + 1} + (s + 6)x(0) + \dot{x}(0)$$

Incorporating the given initial conditions $x(0) = \dot{x}(0) = 0$ leads to

$$X(s) = \frac{1}{(s^2 + 1)(s + 3)^2}$$

Resolving into partial fractions gives

$$X(s) = \frac{3}{50} \frac{1}{s + 3} + \frac{1}{10} \frac{1}{(s + 3)^2} + \frac{2}{25} \frac{1}{s^2 + 1} - \frac{3}{50} \frac{s}{s^2 + 1}$$

that is,

$$X(s) = \frac{3}{50} \frac{1}{s + 3} + \frac{1}{10} \left[\frac{1}{s^2} \right]_{s \rightarrow s+3} + \frac{2}{25} \frac{1}{s^2 + 1} - \frac{3}{50} \frac{s}{s^2 + 1}$$

Taking inverse transforms, using the shift theorem, leads to the desired solution

$$x(t) = \frac{3}{50}e^{-3t} + \frac{1}{10}te^{-3t} + \frac{2}{25}\sin t - \frac{3}{50}\cos t \quad (t \geq 0)$$



In MATLAB, using the Symbolic Math Toolbox, the command `dsolve` computes symbolic solutions to differential equations. We will see to it that the letter D denotes differentiation whilst the symbols $D2, D3, \dots, DN$ denote the second, third, \dots , N^{th} derivatives respectively. The dependent variable is that preceded by D whilst the default independent variable is t . The independent variable can be changed from t to another symbolic variable by including that variable as the last input variable. The initial conditions are specified by additional equations, such as $Dx(0) = 6$. If the initial conditions are not specified the solution will contain constants of integration such as $C1$ and $C2$.

For the differential equation of Example 11.24 the MATLAB commands

```
syms x(t)
D2x = diff(x,t,2) Dx = diff(x,t) dsolve(D2x + 6*Dx + 9*x ==
sin(t), x(0) == 0, Dx(0) == 0)
```

return the solution

$$(3*\exp^{-3*t})/50 - \cos(t + \text{atan}(4/3))/10 + (t*\exp^{-3*t})/10$$

It is left as an exercise to express $1/\exp(t)^3$ as e^{-3t} .

In MATLAB it is also possible to solve ODEs by using Laplace transforms in a similar way to the above exercises. This is left as a task to the reader.

Example 11.25

Solve the differential equation

$$\frac{d^3x}{dt^3} + 5\frac{d^2x}{dt^2} + 17\frac{dx}{dt} + 13x = 1 \quad (t \geq 0)$$

subject to the initial conditions $x = dx/dt = 1$ and $d^2x/dt^2 = 0$ at $t = 0$.

Solution Taking Laplace transforms

$$\mathcal{L}\left\{\frac{d^3x}{dt^3}\right\} + 5\mathcal{L}\left\{\frac{d^2x}{dt^2}\right\} + 17\mathcal{L}\left\{\frac{dx}{dt}\right\} + 13\mathcal{L}\{x\} = \mathcal{L}\{1\}$$

leads to the equation

$$s^3X(s) - s^2x(0) - s\dot{x}(0) - \ddot{x}(0) + 5[s^2X(s) - sx(0) - \dot{x}(0)] \\ + 17[sX(s) - x(0)] + 13X(s) = \frac{1}{s}$$

which on rearrangement gives

$$(s^3 + 5s^2 + 17s + 13)X(s) = \frac{1}{s} + (s^2 + 5s + 17)x(0) + (s + 5)\dot{x}(0) + \ddot{x}(0)$$

Incorporating the given initial conditions $x(0) = \dot{x}(0) = 1$ and $\ddot{x}(0) = 0$ leads to

$$X(s) = \frac{s^3 + 6s^2 + 22s + 1}{s(s^3 + 5s^2 + 17s + 13)}$$

Clearly $s + 1$ is a factor of $s^3 + 5s^2 + 17s + 13$, and by algebraic division we have

$$X(s) = \frac{s^3 + 6s^2 + 22s + 1}{s(s+1)(s^2 + 4s + 13)}$$

Resolving into partial fractions,

$$X(s) = \frac{\frac{1}{13}}{s} + \frac{\frac{8}{5}}{s+1} - \frac{1}{65} \frac{44s+7}{s^2+4s+13} = \frac{1}{13} \frac{1}{s} + \frac{8}{5} \frac{1}{s+1} - \frac{1}{65} \frac{44(s+2) - 27(3)}{(s+2)^2 + 3^2}$$

Taking inverse transforms, using the shift theorem, leads to the solution

$$x(t) = \frac{1}{13} + \frac{8}{5}e^{-t} - \frac{1}{65}e^{-2t}(44 \cos 3t - 27 \sin 3t) \quad (t \geq 0)$$



Confirm that the answer may be checked using the commands

```
syms x(t)
D3x = diff(x,t,3) D2x = diff(x,t,2) Dx = diff(x,t)
dsolve(D3x + 5*D2x + 17*Dx + 13*x == 1, x(0) == 1,
D2x(0) == 0)
```

in MATLAB.

11.3.4 Exercise



Check your answers using MATLAB.

5 Using Laplace transform methods, solve for $t \geq 0$ the following differential equations, subject to the specified initial conditions.

(a) $\frac{dx}{dt} + 3x = e^{-2t}$ subject to $x = 2$ at $t = 0$

(b) $3\frac{dx}{dt} - 4x = \sin 2t$ subject to $x = \frac{1}{3}$ at $t = 0$

(c) $\frac{d^2x}{dt^2} + 2\frac{dx}{dt} + 5x = 1$

subject to $x = 0$ and $\frac{dx}{dt} = 0$ at $t = 0$

(d) $\frac{d^2y}{dt^2} + 2\frac{dy}{dt} + y = 4 \cos 2t$

subject to $y = 0$ and $\frac{dy}{dt} = 2$ at $t = 0$

(e) $\frac{d^2x}{dt^2} - 3\frac{dx}{dt} + 2x = 2e^{-4t}$

subject to $x = 0$ and $\frac{dx}{dt} = 1$ at $t = 0$

(f) $\frac{d^2x}{dt^2} + 4\frac{dx}{dt} + 5x = 3e^{-2t}$

subject to $x = 4$ and $\frac{dx}{dt} = -7$ at $t = 0$

(g) $\frac{d^2x}{dt^2} + \frac{dx}{dt} - 2x = 5e^{-t} \sin t$

subject to $x = 1$ and $\frac{dx}{dt} = 0$ at $t = 0$

(h) $\frac{d^2y}{dt^2} + 2\frac{dy}{dt} + 3y = 3t$

subject to $y = 0$ and $\frac{dy}{dt} = 1$ at $t = 0$

(i) $\frac{d^2x}{dt^2} + 4\frac{dx}{dt} + 4x = t^2 + e^{-2t}$

subject to $x = \frac{1}{2}$ and $\frac{dx}{dt} = 0$ at $t = 0$

(j) $9\frac{d^2x}{dt^2} + 12\frac{dx}{dt} + 5x = 1$

subject to $x = 0$ and $\frac{dx}{dt} = 0$ at $t = 0$

$$(k) \frac{d^2x}{dt^2} + 8\frac{dx}{dt} + 16x = 16 \sin 4t$$

$$\text{subject to } x = -\frac{1}{2} \text{ and } \frac{dx}{dt} = 1 \text{ at } t = 0$$

$$(l) 9\frac{d^2y}{dt^2} + 12\frac{dy}{dt} + 4y = e^{-t}$$

$$\text{subject to } y = 1 \text{ and } \frac{dy}{dt} = 1 \text{ at } t = 0$$

$$(m) \frac{d^3x}{dt^3} - 2\frac{d^2x}{dt^2} - \frac{dx}{dt} + 2x = 2 + t$$

$$\text{subject to } x = 0, \frac{dx}{dt} = 1 \text{ and } \frac{d^2x}{dt^2} = 0 \text{ at } t = 0$$

$$(n) \frac{d^3x}{dt^3} + \frac{d^2x}{dt^2} + \frac{dx}{dt} + x = \cos 3t$$

$$\text{subject to } x = 0, \frac{dx}{dt} = 1 \text{ and } \frac{d^2x}{dt^2} = 1 \text{ at } t = 0$$

11.3.5 Simultaneous differential equations

In engineering we frequently encounter systems whose characteristics are modelled by a set of simultaneous linear differential equations with constant coefficients. The method of solution is essentially the same as that adopted in Section 11.3.3 for solving a single differential equation in one unknown. Taking Laplace transforms throughout, the system of simultaneous differential equations is transformed into a system of simultaneous algebraic equations, which are then solved for the transformed variables; inverse transforms then give the desired solutions.

Example 11.26

Solve for $t \geq 0$ the simultaneous first-order differential equations

$$\frac{dx}{dt} + \frac{dy}{dt} + 5x + 3y = e^{-t} \quad (11.20)$$

$$2\frac{dx}{dt} + \frac{dy}{dt} + x + y = 3 \quad (11.21)$$

subject to the initial conditions $x = 2$ and $y = 1$ at $t = 0$.

Solution Taking Laplace transforms in (11.20) and (11.21) gives

$$sX(s) - x(0) + sY(s) - y(0) + 5X(s) + 3Y(s) = \frac{1}{s+1}$$

$$2[sX(s) - x(0)] + sY(s) - y(0) + X(s) + Y(s) = \frac{3}{s}$$

Rearranging and incorporating the given initial conditions $x(0) = 2$ and $y(0) = 1$ leads to

$$(s+5)X(s) + (s+3)Y(s) = 3 + \frac{1}{s+1} = \frac{3s+4}{s+1} \quad (11.22)$$

$$(2s+1)X(s) + (s+1)Y(s) = 5 + \frac{3}{s} = \frac{5s+3}{s} \quad (11.23)$$

Hence, by taking Laplace transforms, the pair of simultaneous differential equations (11.20) and (11.21) in $x(t)$ and $y(t)$ has been transformed into a pair of simultaneous

algebraic equations (11.22) and (11.23) in the transformed variables $X(s)$ and $Y(s)$. These algebraic equations may now be solved simultaneously for $X(s)$ and $Y(s)$ using standard algebraic techniques.

Solving first for $X(s)$ gives

$$X(s) = \frac{2s^2 + 14s + 9}{s(s+2)(s-1)}$$

Resolving into partial fractions,

$$X(s) = -\frac{9}{2s} - \frac{11}{s+2} + \frac{25}{3(s-1)}$$

which on inversion gives

$$x(t) = -\frac{9}{2} - \frac{11}{6}e^{-2t} + \frac{25}{3}e^t \quad (t \geq 0) \quad (11.24)$$

Likewise, solving for $Y(s)$ gives

$$Y(s) = \frac{s^3 - 22s^2 - 39s - 15}{s(s+1)(s+2)(s-1)}$$

Resolving into partial fractions,

$$Y(s) = \frac{15}{2s} + \frac{1}{s+1} + \frac{11}{2(s+2)} - \frac{25}{2(s-1)}$$

which on inversion gives

$$y(t) = \frac{15}{2} + \frac{1}{2}e^{-t} + \frac{11}{2}e^{-2t} - \frac{25}{2}e^t \quad (t \geq 0)$$

Thus the solution to the given pair of simultaneous differential equations is

$$\left. \begin{aligned} x(t) &= -\frac{9}{2} - \frac{11}{6}e^{-2t} + \frac{25}{3}e^t \\ y(t) &= \frac{15}{2} + \frac{1}{2}e^{-t} + \frac{11}{2}e^{-2t} - \frac{25}{2}e^t \end{aligned} \right\} \quad (t \geq 0)$$

Note: When solving a pair of first-order simultaneous differential equations such as (11.20) and (11.21), an alternative approach to obtaining the value of $y(t)$ having obtained $x(t)$ is to use (11.20) and (11.21) directly.

Eliminating dy/dt from (11.20) and (11.21) gives

$$2y = \frac{dx}{dt} - 4x - 3 + e^{-t}$$

Substituting the solution obtained in (11.24) for $x(t)$ gives

$$2y = \left(\frac{11}{3}e^{-2t} + \frac{25}{3}e^t\right) - 4\left(-\frac{9}{2} - \frac{11}{6}e^{-2t} + \frac{25}{3}e^t\right) - 3 + e^{-t}$$

leading as before to the solution

$$y = \frac{15}{2} + \frac{1}{2}e^{-t} + \frac{11}{2}e^{-2t} - \frac{25}{2}e^t$$

A further alternative is to express (11.22) and (11.23) in matrix form and solve for $X(s)$ and $Y(s)$ using Gaussian elimination.



In MATLAB the solution to the pair of simultaneous differential equations of Example 11.26 may be obtained using the commands

```
syms x(t) y(t)
Dx = diff(x,t) Dy = diff(y,t) [x,y] = dsolve(Dx + Dy +
5*x + 3*y == exp(-t), 2*Dx + Dy + x + y == 3, x(0) == 2,
y(0) == 1)
```

which return

```
x = -11/6*exp(-2*t) + 25/3*exp(t)-9/2
y = -25/2*exp(t) + 11/2*exp(-2*t) + 15/2 + 1/2*exp(-t)
```

These can then be expressed in typeset form using the commands `pretty(x)` and `pretty(y)`.

In principle, the same procedure as used in Example 11.26 can be employed to solve a pair of higher-order simultaneous differential equations or a larger system of differential equations involving more unknowns. However, the algebra involved can become quite complicated, and matrix methods are usually preferred.

11.3.6 Exercise



Check your answers using MATLAB.

- 6 Using Laplace transform methods, solve for $t \geq 0$ the following simultaneous differential equations subject to the given initial conditions:

(a) $2\frac{dx}{dt} - 2\frac{dy}{dt} - 9y = e^{-2t}$

$$2\frac{dx}{dt} + 4\frac{dy}{dt} + 4x - 37y = 0$$

subject to $x = 0$ and $y = \frac{1}{4}$ at $t = 0$

(b) $\frac{dx}{dt} + 2\frac{dy}{dt} + x - y = 5\sin t$

$$2\frac{dx}{dt} + 3\frac{dy}{dt} + x - y = e^t$$

subject to $x = 0$ and $y = 0$ at $t = 0$

(c) $\frac{dx}{dt} + \frac{dy}{dt} + 2x + y = e^{-3t}$

$$\frac{dy}{dt} + 5x + 3y = 5e^{-2t}$$

subject to $x = -1$ and $y = 4$ at $t = 0$

(d) $3\frac{dx}{dt} + 3\frac{dy}{dt} - 2x = e^t$

$$\frac{dx}{dt} + 2\frac{dy}{dt} - y = 1$$

subject to $x = 1$ and $y = 1$ at $t = 0$

(e) $3\frac{dx}{dt} + \frac{dy}{dt} - 2x = 3\sin t + 5\cos t$

$$2\frac{dx}{dt} + \frac{dy}{dt} + y = \sin t + \cos t$$

subject to $x = 0$ and $y = -1$ at $t = 0$

(f) $\frac{dx}{dt} + \frac{dy}{dt} + y = t$

$$\frac{dx}{dt} + 4\frac{dy}{dt} + x = 1$$

subject to $x = 1$ and $y = 0$ at $t = 0$

(g) $2\frac{dx}{dt} + 3\frac{dy}{dt} + 7x = 14t + 7$

$$5\frac{dx}{dt} - 3\frac{dy}{dt} + 4x + 6y = 14t - 14$$

subject to $x = y = 0$ at $t = 0$

$$(h) \frac{d^2x}{dt^2} = y - 2x$$

$$\frac{d^2y}{dt^2} = x - 2y$$

subject to $x = 4, y = 2, dx/dt = 0$ and $dy/dt = 0$ at $t = 0$

$$(i) 5 \frac{d^2x}{dt^2} + 12 \frac{d^2y}{dt^2} + 6x = 0$$

$$5 \frac{d^2x}{dt^2} + 16 \frac{d^2y}{dt^2} + 6y = 0$$

subject to $x = \frac{7}{4}, y = 1, dx/dt = 0$ and $dy/dt = 0$ at $t = 0$

$$(j) 2 \frac{d^2x}{dt^2} - \frac{d^2y}{dt^2} - \frac{dx}{dt} - \frac{dy}{dt} = 3y - 9x$$

$$2 \frac{d^2x}{dt^2} - \frac{d^2y}{dt^2} + \frac{dx}{dt} + \frac{dy}{dt} = 5y - 7x$$

subject to $x = dx/dt = 1$ and $y = dy/dt = 0$ at $t = 0$

11.4 Engineering applications: electrical circuits and mechanical vibrations

To illustrate the use of Laplace transforms, we consider here their application to the analysis of electrical circuits and vibrating mechanical systems. Since initial conditions are automatically taken into account in the transformation process, the Laplace transform is particularly attractive for examining the transient behaviour of such systems. Although electrical circuits and mechanical vibrations were considered in the previous chapter, we shall review here the modelling aspects in each case. This is to enable the two chapters to be studied independently of each other.



Using the commands adapted in the previous sections, MATLAB can be used throughout this section to confirm answers obtained.

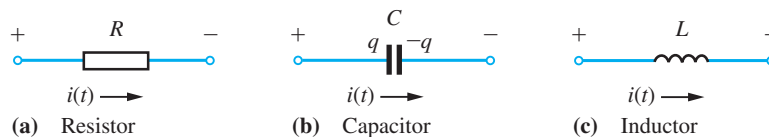
11.4.1 Electrical circuits

Passive electrical circuits are constructed of three basic elements: **resistors** (having resistance R , measured in ohms Ω), **capacitors** (having capacitance C , measured in farads F) and **inductors** (having inductance L , measured in henrys H), with the associated variables being **current** $i(t)$ (measured in amperes A) and **voltage** $v(t)$ (measured in volts V). The current flow in the circuit is related to the charge $q(t)$ (measured in coulombs C) by the relationship

$$i = \frac{dq}{dt}$$

Conventionally, the basic elements are represented symbolically as in Figure 11.7.

Figure 11.7
Constituent elements
of an electrical circuit.



The relationships between the flow of current $i(t)$ and the voltage drops $v(t)$ across these elements at time t are

$$\text{voltage drop across resistor} = Ri \quad (\text{Ohm's law})$$

$$\text{voltage drop across capacitor} = \frac{1}{C} \int i dt = \frac{q}{C}$$

The interaction between the individual elements making up an electrical circuit is determined by **Kirchhoff's laws**:

Law 1

The algebraic sum of all the currents entering any junction (or node) of a circuit is zero.

Law 2

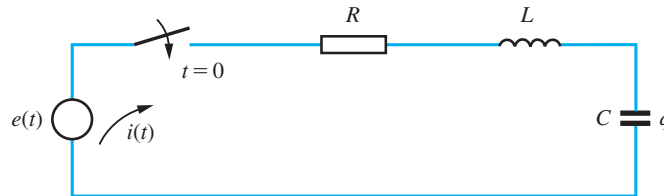
The algebraic sum of the voltage drops around any closed loop (or path) in a circuit is zero.

Use of these laws leads to circuit equations, which may then be analysed using Laplace transform techniques.

Example 11.27

The *LCR* circuit of Figure 11.8 consists of a resistor R , a capacitor C and an inductor L connected in series together with a voltage source $e(t)$. Prior to closing the switch at time $t = 0$, both the charge on the capacitor and the resulting current in the circuit are zero. Determine the charge $q(t)$ on the capacitor and the resulting current $i(t)$ in the circuit at time t , given that $R = 160 \Omega$, $L = 1 \text{ H}$, $C = 10^{-4} \text{ F}$ and $e(t) = 20 \text{ V}$.

Figure 11.8
LCR circuit of
Example 11.27.



Solution Applying Kirchhoff's second law to the circuit of Figure 11.8 gives

$$Ri + L \frac{di}{dt} + \frac{1}{C} \int i dt = e(t) \quad (11.25)$$

or, using $i = dq/dt$,

$$L \frac{d^2q}{dt^2} + R \frac{dq}{dt} + \frac{1}{C}q = e(t)$$

Substituting the given values for L , R , C and $e(t)$ gives

$$\frac{d^2q}{dt^2} + 160 \frac{dq}{dt} + 10^4q = 20$$

Taking Laplace transforms throughout leads to the equation

$$(s^2 + 160s + 10^4)Q(s) = [sq(0) + \dot{q}(0)] + 160q(0) + \frac{20}{s}$$

where $Q(s)$ is the transform of $q(t)$. We are given that $q(0) = 0$ and $\dot{q}(0) = i(0) = 0$, so that this reduces to

$$(s^2 + 160s + 10^4)Q(s) = \frac{20}{s}$$

that is,

$$Q(s) = \frac{20}{s(s^2 + 160s + 10^4)}$$

Resolving into partial fractions gives

$$\begin{aligned} Q(s) &= \frac{\frac{1}{500}}{s} - \frac{1}{500} \frac{s + 160}{s^2 + 160s + 10^4} \\ &= \frac{1}{500} \left[\frac{1}{s} - \frac{(s + 80) + \frac{4}{3}(60)}{(s + 80)^2 + (60)^2} \right] \\ &= \frac{1}{500} \left[\frac{1}{s} - \left[\frac{s + \frac{4}{3} \times 60}{s^2 + 60^2} \right]_{s \rightarrow s+80} \right] \end{aligned}$$

Taking inverse transforms, making use of the shift theorem (Theorem 11.2), gives

$$q(t) = \frac{1}{500} (1 - e^{-80t} \cos 60t - \frac{4}{3} e^{-80t} \sin 60t)$$

The resulting current $i(t)$ in the circuit is then given by

$$i(t) = \frac{dq}{dt} = \frac{1}{3} e^{-80t} \sin 60t$$

Note that we could have determined the current by taking Laplace transforms in (11.25). Substituting the given values for L , R , C and $e(t)$ and using (11.15) leads to the transformed equation

$$160I(s) + sI(s) + \frac{10^4}{s}I(s) = \frac{20}{s}$$

that is,

$$I(s) = \frac{20}{(s^2 + 80)^2 + 60^2} \quad (= sQ(s) \quad \text{since} \quad q(0) = 0)$$

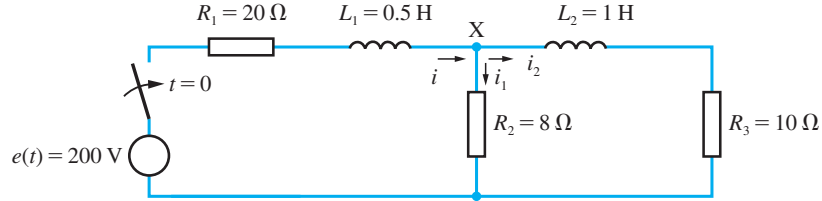
which, on taking inverse transforms, gives as before

$$i(t) = \frac{1}{3} e^{-80t} \sin 60t$$

Example 11.28

In the parallel network of Figure 11.9 there is no current flowing in either loop prior to closing the switch at time $t = 0$. Deduce the currents $i_1(t)$ and $i_2(t)$ flowing in the loops at time t .

Figure 11.9
Parallel circuit of
Example 11.28.



Solution Applying Kirchoff's first law to node X gives

$$i = i_1 + i_2$$

Applying Kirchoff's second law to each of the two loops in turn gives

$$R_1(i_1 + i_2) + L_1 \frac{d}{dt}(i_1 + i_2) + R_2 i_1 = 200$$

$$L_2 \frac{di_2}{dt} + R_3 i_2 - R_2 i_1 = 0$$

Substituting the given values for the resistances and inductances gives

$$\left. \begin{aligned} \frac{di_1}{dt} + \frac{di_2}{dt} + 56i_1 + 40i_2 &= 400 \\ \frac{di_2}{dt} - 8i_1 + 10i_2 &= 0 \end{aligned} \right\} \quad (11.26)$$

Taking Laplace transforms and incorporating the initial conditions $i_1(0) = i_2(0) = 0$ leads to the transformed equations

$$(s + 56)I_1(s) + (s + 40)I_2(s) = \frac{400}{s} \quad (11.27)$$

$$-8I_1(s) + (s + 10)I_2(s) = 0 \quad (11.28)$$

Hence

$$I_2(s) = \frac{3200}{s(s^2 + 74s + 880)} = \frac{3200}{s(s + 59.1)(s + 14.9)}$$

Resolving into partial fractions gives

$$I_2(s) = \frac{3.64}{s} + \frac{1.22}{s + 59.1} - \frac{4.86}{s + 14.9}$$

which, on taking inverse transforms, leads to

$$i_2(t) = 3.64 + 1.22e^{-59.1t} - 4.86e^{-14.9t}$$

From (11.26),

$$i_1(t) = \frac{1}{8} \left(10i_2 + \frac{di_2}{dt} \right)$$

that is,

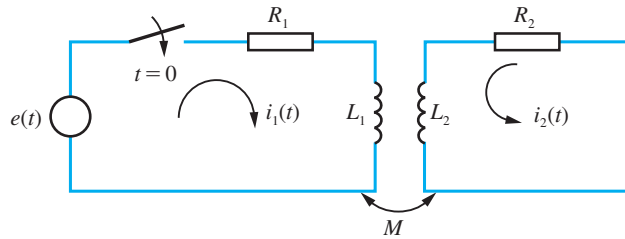
$$i_1(t) = 4.55 - 7.49e^{-59.1t} + 2.98e^{-14.9t}$$

Note that as $t \rightarrow \infty$, the currents $i_1(t)$ and $i_2(t)$ approach the constant values 4.55 A and 3.64 A respectively. (Note that $i(0) = i_1(0) + i_2(0) \neq 0$ due to rounding errors in the calculation.)

Example 11.29

A voltage $e(t)$ is applied to the primary circuit at time $t = 0$, and mutual induction M drives the current $i_2(t)$ in the secondary circuit of Figure 11.10. If, prior to closing the switch, the currents in both circuits are zero, determine the induced current $i_2(t)$ in the secondary circuit at time t when $R_1 = 4 \Omega$, $R_2 = 10 \Omega$, $L_1 = 2 \text{ H}$, $L_2 = 8 \text{ H}$, $M = 2 \text{ H}$ and $e(t) = 28 \sin 2t \text{ V}$.

Figure 11.10
Circuit of
Example 11.29.



Solution Applying Kirchoff's second law to the primary and secondary circuits respectively gives

$$R_1 i_1 + L_1 \frac{di_1}{dt} + M \frac{di_2}{dt} = e(t)$$

$$R_2 i_2 + L_2 \frac{di_2}{dt} + M \frac{di_1}{dt} = 0$$

Substituting the given values for the resistances, inductances and applied voltage leads to

$$2 \frac{di_1}{dt} + 4i_1 + 2 \frac{di_2}{dt} = 28 \sin 2t$$

$$2 \frac{di_1}{dt} + 8 \frac{di_2}{dt} + 10i_2 = 0$$

Taking Laplace transforms and noting that $i_1(0) = i_2(0) = 0$ leads to the equations

$$(s + 2)I_1(s) + sI_2(s) = \frac{28}{s^2 + 4} \quad (11.29)$$

$$sI_1(s) + (4s + 5)I_2(s) = 0 \quad (11.30)$$

Solving for $I_2(s)$ yields

$$I_2(s) = -\frac{28s}{(3s + 10)(s + 1)(s^2 + 4)}$$

Resolving into partial fractions gives

$$I_2(s) = -\frac{45}{17} \frac{1}{3s+10} + \frac{4}{5} \frac{1}{s+1} + \frac{7}{85} \frac{s-26}{s^2+4}$$

Taking inverse Laplace transforms gives the current in the secondary circuit as

$$i_2(t) = \frac{4}{5}e^{-t} - \frac{15}{17}e^{-10t/3} + \frac{7}{85}\cos 2t - \frac{91}{85}\sin 2t$$

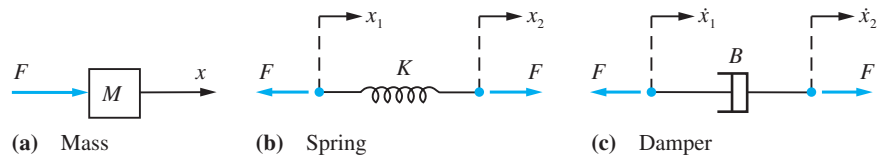
As $t \rightarrow \infty$, the current will approach the sinusoidal response

$$i_2(t) = \frac{7}{85}\cos 2t - \frac{91}{85}\sin 2t$$

11.4.2 Mechanical vibrations

Mechanical translational systems may be used to model many situations, and involve three basic elements: **masses** (having mass M , measured in kg), **springs** (having spring stiffness K , measured in N m^{-1}) and **dampers** (having damping coefficient B , measured in N s m^{-1}). The associated variables are **displacement** $x(t)$ (measured in m) and **force** $F(t)$ (measured in N). Conventionally, the basic elements are represented symbolically, as in Figure 11.11.

Figure 11.11
Constituent elements
of a translational
mechanical system.



Assuming we are dealing with ideal springs and dampers (that is, assuming that they behave linearly), the relationships between the forces and displacements at time t are

$$\text{mass: } F = M \frac{d^2x}{dt^2} = M\ddot{x} \quad (\text{Newton's law})$$

$$\text{spring: } F = K(x_2 - x_1) \quad (\text{Hooke's law})$$

$$\text{damper: } F = B \left(\frac{dx_2}{dt} - \frac{dx_1}{dt} \right) = B(\dot{x}_2 - \dot{x}_1)$$

Using these relationships leads to the system equations, which may then be analysed using Laplace transform techniques.

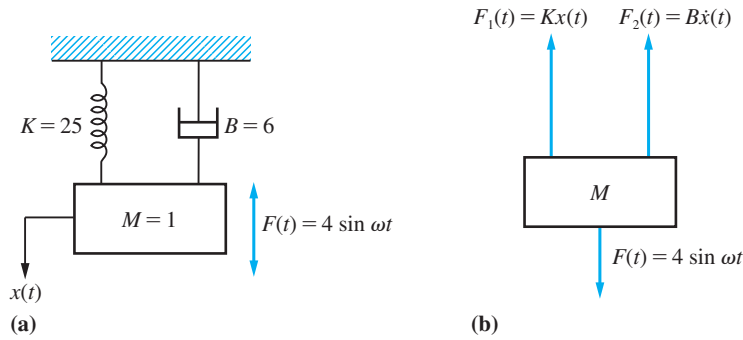
Example 11.30

The mass of the mass–spring–damper system of Figure 11.12(a) is subjected to an externally applied periodic force $F(t) = 4 \sin \omega t$ at time $t = 0$. Determine the resulting displacement $x(t)$ of the mass at time t , given that $x(0) = \dot{x}(0) = 0$, for the two cases

- (a) $\omega = 2$ (b) $\omega = 5$

In the case $\omega = 5$, what would happen to the response if the damper were missing?

Figure 11.12
Mass–spring–damper
system of
Example 11.30.



Solution

As indicated in Figure 11.12(b), the forces acting on the mass M are the applied force $F(t)$ and the restoring forces F_1 and F_2 due to the spring and damper respectively. Thus, by Newton's law,

$$M\ddot{x}(t) = F(t) - F_1(t) - F_2(t)$$

Since $M = 1$, $F(t) = 4 \sin \omega t$, $F_1(t) = Kx(t) = 25x(t)$ and $F_2(t) = B\dot{x}(t) = 6\dot{x}(t)$, this gives

$$\ddot{x}(t) + 6\dot{x}(t) + 25x(t) = 4 \sin \omega t \quad (11.31)$$

as the differential equation representing the motion of the system.

Taking Laplace transforms throughout in (11.31) gives

$$(s^2 + 6s + 25)X(s) = [sx(0) + \dot{x}(0)] + 6x(0) + \frac{4\omega}{s^2 + \omega^2}$$

where $X(s)$ is the transform of $x(t)$. Incorporating the given initial conditions $x(0) = \dot{x}(0) = 0$ leads to

$$X(s) = \frac{4\omega}{(s^2 + \omega^2)(s^2 + 6s + 25)} \quad (11.32)$$

In case (a), with $\omega = 2$, (11.32) gives

$$X(s) = \frac{8}{(s^2 + 4)(s^2 + 6s + 25)}$$

which, on resolving into partial fractions, leads to

$$\begin{aligned} X(s) &= \frac{4}{195} \frac{-4s + 14}{s^2 + 4} + \frac{2}{195} \frac{8s + 20}{s^2 + 6s + 25} \\ &= \frac{4}{195} \frac{-4s + 14}{s^2 + 4} + \frac{2}{195} \frac{8(s + 3) - 4}{(s + 3)^2 + 16} \end{aligned}$$

Taking inverse Laplace transforms gives the required response

$$x(t) = \frac{4}{195}(7 \sin 2t - 4 \cos 2t) + \frac{2}{195}e^{-3t}(8 \cos 4t - \sin 4t) \quad (11.33)$$

In case (b), with $\omega = 5$, (11.32) gives

$$X(s) = \frac{20}{(s^2 + 25)(s^2 + 6s + 25)} \quad (11.34)$$

that is,

$$X(s) = \frac{-\frac{2}{15}s}{s^2 + 25} + \frac{1}{15} \frac{2(s+3) + 6}{(s+3)^2 + 16}$$

which, on taking inverse Laplace transforms, gives the required response

$$x(t) = -\frac{2}{15} \cos 5t + \frac{1}{15} e^{-3t} (2 \cos 4t + \frac{3}{2} \sin 4t) \quad (11.35)$$

If the damping term were missing then (11.34) would become

$$X(s) = \frac{20}{(s^2 + 25)^2} \quad (11.36)$$

By Theorem 11.3,

$$\mathcal{L}\{t \cos 5t\} = -\frac{d}{ds} \mathcal{L}\{\cos 5t\} = -\frac{d}{ds} \left(\frac{s}{s^2 + 25} \right)$$

that is,

$$\begin{aligned} \mathcal{L}\{t \cos 5t\} &= -\frac{1}{s^2 + 25} + \frac{2s^2}{(s^2 + 25)^2} = \frac{1}{s^2 + 25} - \frac{50}{(s^2 + 25)^2} \\ &= \frac{1}{5} \mathcal{L}\{\sin 5t\} - \frac{50}{(s^2 + 25)^2} \end{aligned}$$

Thus, by the linearity property (11.10),

$$\mathcal{L}\left\{\frac{1}{5} \sin 5t - t \cos 5t\right\} = \frac{50}{(s^2 + 25)^2}$$

so that taking inverse Laplace transforms in (11.36) gives the response as

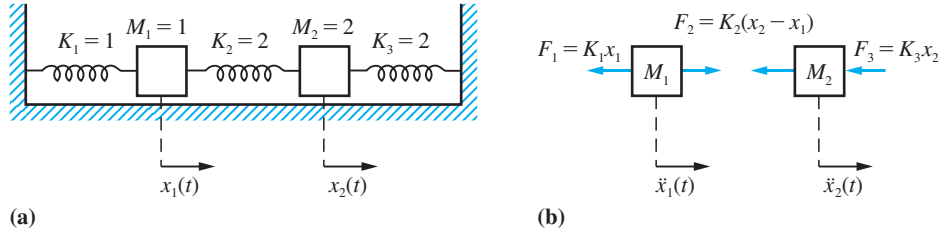
$$x(t) = \frac{2}{25} (\sin 5t - 5t \cos 5t)$$

Because of the term $t \cos 5t$, the response $x(t)$ is unbounded as $t \rightarrow \infty$. This arises because in this case the applied force $F(t) = 4 \sin 5t$ is in **resonance** with the system (that is, the vibrating mass), whose natural oscillating frequency is $5/2\pi$ Hz, equal to that of the applied force. Even in the presence of damping, the amplitude of the system response is maximized when the applied force is approaching resonance with the system. (This is left as an exercise for the reader.) In the absence of damping we have the limiting case of **pure resonance**, leading to an unbounded response. As noted in Section 10.10.3, resonance is of practical importance, since, for example, it can lead to large and strong structures collapsing under what appears to be a relatively small force.

Example 11.31

Consider the mechanical system of Figure 11.13(a), which consists of two masses $M_1 = 1$ and $M_2 = 2$, each attached to a fixed base by a spring, having constants $K_1 = 1$ and $K_3 = 2$ respectively, and attached to each other by a third spring having constant $K_2 = 2$. The system is released from rest at time $t = 0$ in a position in which M_1 is displaced 1 unit to the left of its equilibrium position and M_2 is displaced 2 units to the right of its equilibrium position. Neglecting all frictional effects, determine the positions of the masses at time t .

Figure 11.13
Two-mass system of
Example 11.31.



Solution

Let $x_1(t)$ and $x_2(t)$ denote the displacements of the masses M_1 and M_2 respectively from their equilibrium positions. Since frictional effects are neglected, the only forces acting on the masses are the restoring forces due to the springs, as shown in Figure 11.13(b). Applying Newton's law to the motions of M_1 and M_2 respectively gives

$$M_1 \ddot{x}_1 = F_2 - F_1 = K_2(x_2 - x_1) - K_1 x_1$$

$$M_2 \ddot{x}_2 = -F_3 - F_2 = -K_3 x_2 - K_2(x_2 - x_1)$$

which, on substituting the given values for M_1 , M_2 , K_1 , K_2 and K_3 , gives

$$\ddot{x}_1 + 3x_1 - 2x_2 = 0 \quad (11.37)$$

$$2\ddot{x}_2 + 4x_2 - 2x_1 = 0 \quad (11.38)$$

Taking Laplace transforms leads to the equations

$$(s^2 + 3)X_1(s) - 2X_2(s) = s x_1(0) + \dot{x}_1(0)$$

$$-X_1(s) + (s^2 + 2)X_2(s) = s x_2(0) + \dot{x}_2(0)$$

Since $x_1(t)$ and $x_2(t)$ denote displacements to the right of the equilibrium positions, we have $x_1(0) = -1$ and $x_2(0) = 2$. Also, the system is released from rest, so that $\dot{x}_1(0) = \dot{x}_2(0) = 0$. Incorporating these initial conditions, the transformed equations become

$$(s^2 + 3)X_1(s) - 2X_2(s) = -s \quad (11.39)$$

$$-X_1(s) + (s^2 + 2)X_2(s) = 2s \quad (11.40)$$

Hence

$$X_2(s) = \frac{2s^3 + 5s}{(s^2 + 4)(s^2 + 1)}$$

Resolving into partial fractions gives

$$X_2(s) = \frac{s}{s^2 + 1} + \frac{s}{s^2 + 4}$$

which, on taking inverse Laplace transforms, leads to the response

$$x_2(t) = \cos t + \cos 2t$$

Substituting for $x_2(t)$ in (11.38) gives

$$\begin{aligned} x_1(t) &= 2x_2(t) + \ddot{x}_2(t) \\ &= 2 \cos t + 2 \cos 2t - \cos t - 4 \cos 2t \end{aligned}$$

that is,

$$x_1(t) = \cos t - 2 \cos 2t$$

Thus the positions of the masses at time t are

$$x_1(t) = \cos t - 2 \cos 2t$$

$$x_2(t) = \cos t + \cos 2t$$

11.4.3 Exercises



Check your answers using MATLAB whenever possible.

- 7 Use the Laplace transform technique to find the transforms $I_1(s)$ and $I_2(s)$ of the respective currents flowing in the circuit of Figure 11.14, where $i_1(t)$ is that through the capacitor and $i_2(t)$ that through the resistance. Hence, determine $i_2(t)$. (Initially, $i_1(0) = i_2(0) = q_1(0) = 0$.) Sketch $i_2(t)$ for large values of t .

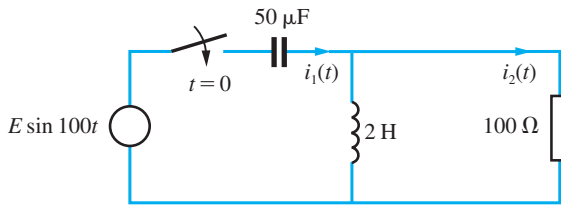


Figure 11.14 Circuit of Question 7.

- 8 At time $t = 0$, with no currents flowing, a voltage $v(t) = 10 \sin t$ is applied to the primary circuit of a transformer that has a mutual inductance of 1 H, as shown in Figure 11.15. Denoting the current flowing at time t in the secondary circuit by $i_2(t)$, show that

$$\mathcal{L}\{i_2(t)\} = \frac{10s}{(s^2 + 7s + 6)(s^2 + 1)}$$

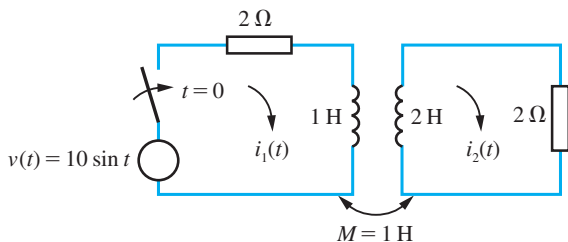


Figure 11.15 Circuit of Question 8.

and deduce that

$$i_2(t) = -e^{-t} + \frac{12}{37}e^{-6t} + \frac{25}{37} \cos t + \frac{35}{37} \sin t$$

- 9 In the circuit of Figure 11.16 there is no energy stored (that is, there is no charge on the capacitors and no current flowing in the inductances) prior to the closure of the switch at time $t = 0$. Determine $i_1(t)$ for $t > 0$ for a constant applied voltage $E_0 = 10$ V.

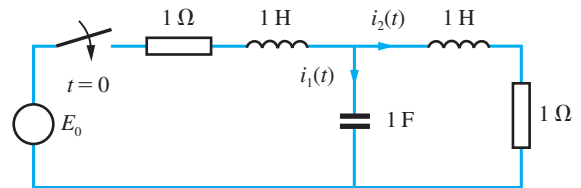


Figure 11.16 Circuit of Question 9.

- 10 Determine the displacements of the masses M_1 and M_2 in Figure 11.13 at time $t > 0$ when

$$M_1 = M_2 = 1$$

$$K_1 = 1, \quad K_2 = 3 \quad \text{and} \quad K_3 = 9$$

What are the natural frequencies of the system?

- 11 When testing the landing-gear unit of a space vehicle, drop tests are carried out. Figure 11.17 is a schematic model of the unit at the instant when it first touches the ground. At this instant the spring is fully extended and the velocity of the mass is $\sqrt{2gh}$, where h is the height from which the unit has been dropped. Obtain the equation representing the displacement of the mass at time $t > 0$ when $M = 50$ kg, $B = 180$ N s m^{-1} and

$K = 474.5 \text{ N m}^{-1}$, and investigate the effects of different dropping heights h . (g is the acceleration due to gravity, and may be taken as 9.8 m s^{-2} .)

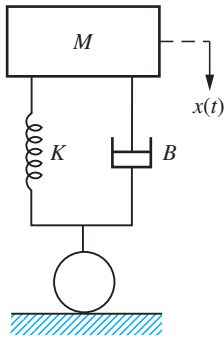


Figure 11.17 Landing gear of Question 11.

- 12 Consider the mass–spring–damper system of Figure 11.18, which may be subject to two input forces $u_1(t)$ and $u_2(t)$. Show that the displacements $x_1(t)$ and $x_2(t)$ of the two masses are given by

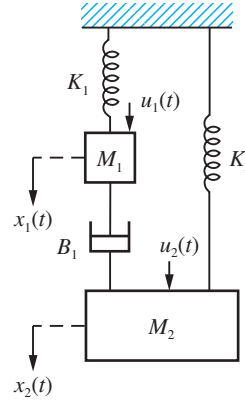


Figure 11.18 Mechanical system of Question 12.

$$x_1(t) = \mathcal{L}^{-1} \left\{ \frac{M_2 s^2 + B_1 s + K_2}{\Delta} U_1(s) + \frac{B_1 s}{\Delta} U_2(s) \right\}$$

$$x_2(t) = \mathcal{L}^{-1} \left\{ \frac{B_1 s}{\Delta} U_1(s) + \frac{M_1 s^2 + B_1 s + K_1}{\Delta} U_2(s) \right\}$$

where

$$\Delta = (M_1 s^2 + B_1 s + K_1)(M_2 s^2 + B_1 s + K_2) - B_1^2 s^2$$

11.5 Review exercises (1–18)



Check your answers using MATLAB whenever possible.

- 1 Solve, using Laplace transforms, the following differential equations:

(a) $\frac{d^2 x}{dt^2} + 4 \frac{dx}{dt} + 5x = 8 \cos t$

subject to $x = \frac{dx}{dt} = 0$ at $t = 0$

(b) $5 \frac{d^2 x}{dt^2} - 3 \frac{dx}{dt} - 2x = 6$

subject to $x = 1$ and $\frac{dx}{dt} = 1$ at $t = 0$

- 2 (a) Find the inverse Laplace transform of

$$\frac{1}{(s+1)(s+2)(s^2+2s+2)}$$

(b) A voltage source $Ve^{-t} \sin t$ is applied across a series LCR circuit with $L = 1$, $R = 3$ and $C = \frac{1}{2}$.

Show that the current $i(t)$ in the circuit satisfies the differential equation

$$\frac{d^2 i}{dt^2} + 3 \frac{di}{dt} + 2i = Ve^{-t} \sin t$$

Find the current $i(t)$ in the circuit at time $t \geq 0$ if $i(t)$ satisfies the initial conditions $i(0) = 1$ and $(di/dt)(0) = 2$.

- 3 Use Laplace transform methods to solve the simultaneous differential equations

$$\frac{d^2 x}{dt^2} - x + 5 \frac{dy}{dt} = t$$

$$\frac{d^2 y}{dt^2} - 4y - 2 \frac{dx}{dt} = -2$$

subject to $x = y = \frac{dx}{dt} = \frac{dy}{dt} = 0$ at $t = 0$.

- 4 Solve the differential equation

$$\frac{d^2x}{dt^2} + 2\frac{dx}{dt} + 2x = \cos t$$

subject to the initial conditions $x = x_0$ and $dx/dt = x_1$ at $t = 0$. Identify the steady state and transient solutions. Find the amplitude and phase shift of the steady state solution.

- 5 Resistors of 5Ω and 20Ω are connected to the primary and secondary coils of a transformer with inductances as shown in Figure 11.19. At time $t = 0$, with no current flowing, a voltage $E = 100V$ is applied to the primary circuit. Show that subsequently the current in the secondary circuit is

$$\frac{20}{\sqrt{41}}(e^{-(11+\sqrt{41})t/2} - e^{-(11-\sqrt{41})t/2})$$

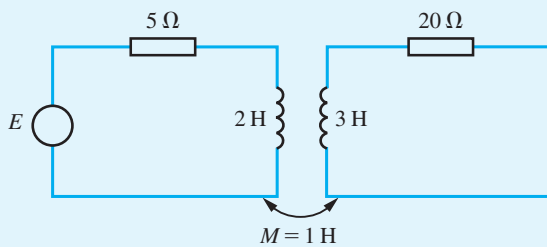


Figure 11.19 Circuit of Question 5.

- 6 (a) Find the Laplace transforms of
 (i) $\cos(\omega t + \phi)$ (ii) $e^{-\omega t} \sin(\omega t + \phi)$
 (b) Using Laplace transform methods, solve the differential equation

$$\frac{d^2x}{dt^2} + 4\frac{dx}{dt} + 8x = \cos 2t$$

given that $x = 2$ and $dx/dt = 1$ when $t = 0$.

- 7 (a) Find the inverse Laplace transform of

$$\frac{s - 4}{s^2 + 4s + 13}$$

(b) Solve using Laplace transforms the differential equation

$$\frac{dx}{dt} + 2y = 2(2 + \cos t + 2 \sin t)$$

given that $y = -3$ when $t = 0$.

- 8 Using Laplace transforms, solve the simultaneous differential equations

$$\frac{dx}{dt} + 5x + 3y = 5 \sin t - 2 \cos t$$

$$\frac{dy}{dt} + 3y + 5x = 6 \sin t - 3 \cos t$$

where $x = 1$ and $y = 0$ when $t = 0$.

- 9 The charge q on a capacitor in an inductive circuit is given by the differential equation

$$\frac{d^2q}{dt^2} + 300\frac{dq}{dt} + 2 \times 10^4 q = 200 \sin 100t$$

and it is also known that both q and dq/dt are zero when $t = 0$. Use the Laplace transform method to find q . What is the phase difference between the steady state component of the current dq/dt and the applied emf $200 \sin 100t$ to the nearest half-degree?

- 10 Use Laplace transforms to find the value of x given that

$$4\frac{dx}{dt} + 6x + y = 2 \sin 2t$$

$$\frac{d^2x}{dt^2} + x - \frac{dy}{dt} = 3e^{-2t}$$

and that $x = 2$ and $dx/dt = -2$ when $t = 0$.

- 11 (a) Use Laplace transforms to solve the differential equation

$$\frac{d^2\theta}{dt^2} + 8\frac{d\theta}{dt} + 16\theta = \sin 2t$$

given that $\theta = 0$ and $d\theta/dt = 0$ when $t = 0$.

(b) Using Laplace transforms, solve the simultaneous differential equations

$$\frac{di_1}{dt} + 2i_1 + 6i_2 = 0$$

$$i_1 + \frac{di_2}{dt} - 3i_2 = 0$$

given that $i_1 = 1, i_2 = 0$ when $t = 0$.

- 12 The terminals of a generator producing a voltage V are connected through a wire of resistance R and a coil of inductance L (and negligible resistance). A capacitor of capacitance C is connected in parallel

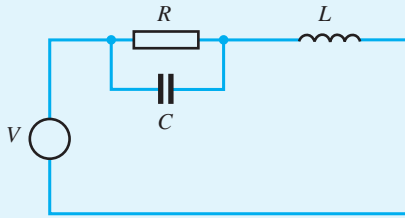


Figure 11.20 Circuit of Question 12.

with the resistance R , as shown in Figure 11.20. Show that the current i flowing through the resistance R is given by

$$LCR \frac{d^2 i}{dt^2} + L \frac{di}{dt} + Ri = V$$

Suppose that

- (i) $V = 0$ for $t < 0$ and $V = E$ (constant) for $t \geq 0$
- (ii) $L = 2R^2C$
- (iii) $CR = 1/2n$

and show that the equation reduces to

$$\frac{d^2 i}{dt^2} + 2n \frac{di}{dt} + 2n^2 i = 2n^2 \frac{E}{R}$$

Hence, assuming that $i = 0$ and $di/dt = 0$ when $t = 0$, use Laplace transforms to obtain an expression for i in terms of t .

- 13** Show that the currents in the coupled circuits of Figure 11.21 are determined by the simultaneous differential equations

$$L \frac{di_1}{dt} + R(i_1 - i_2) + Ri_1 = E$$

$$L \frac{di_2}{dt} + Ri_2 - R(i_1 - i_2) = 0$$

Find i_1 in terms of t , L , E and R , given that $i_1 = 0$ and $di_1/dt = E/L$ at $t = 0$, and show that $i_1 \approx \frac{2}{3} E/R$ for large t . What does i_2 tend to for large t ?

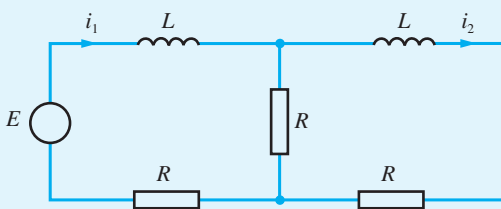


Figure 11.21 Circuit of Question 13.

- 14** A system consists of two unit masses lying in a straight line on a smooth surface and connected together to two fixed points by three springs. When a sinusoidal force is applied to the system, the displacements $x_1(t)$ and $x_2(t)$ of the respective masses from their equilibrium positions satisfy the equations

$$\frac{d^2 x_1}{dt^2} = x_2 - 2x_1 + \sin 2t$$

$$\frac{d^2 x_2}{dt^2} = -2x_2 + x_1$$

Given that the system is initially at rest in the equilibrium position ($x_1 = x_2 = 0$), use the Laplace transform method to solve the equations for $x_1(t)$ and $x_2(t)$.

- 15** (a) Obtain the inverse Laplace transforms of

$$(i) \frac{s+4}{s^2+2s+10} \quad (ii) \frac{s-3}{(s-1)^2(s-2)}$$

(b) Use Laplace transforms to solve the differential equation

$$\frac{d^2 y}{dt^2} + 2 \frac{dy}{dt} + y = 3te^{-t}$$

given that $y = 4$ and $dy/dt = 2$, when $t = 0$.

- 16** (a) Determine the inverse Laplace transform of

$$\frac{5}{s^2 - 14s + 53}$$

(b) The equation of motion of the moving coil of a galvanometer when a current i is passed through it is of the form

$$\frac{d^2 \theta}{dt^2} + 2K \frac{d\theta}{dt} + n^2 \theta = \frac{n^2 i}{K}$$

where θ is the angle of deflection from the 'no-current' position and n and K are positive constants. Given that i is a constant and $\theta = 0 = d\theta/dt$ when $t = 0$, obtain an expression for the Laplace transform of θ .

In constructing the galvanometer, it is desirable to have it critically damped (that is, $n = K$). Use the Laplace transform method to solve the differential equation in this case, and sketch the graph of θ against t for positive values of t .

- 17 Two cylindrical water tanks are connected as shown in Figure 11.22. Initially there are 250 litres in the top tank and 50 litres in the bottom tank. At time $t = 0$ the valve between the two tanks and the valve at the bottom of the lower tank are opened. The flowrate through each of these valves is proportional to the volume of water in the tank immediately above the valve, the constant of proportionality being 0.1 for both valves. Denoting the volume in the top tank by v_1 and the volume in the bottom tank by v_2 , show that the following differential equations are satisfied:

$$\frac{dv_1}{dt} = -0.1v_1$$

$$\frac{dv_2}{dt} + 0.1v_2 = 0.1v_1$$

- (a) Use Laplace transforms to determine v_1 and v_2 .
 (b) Find the time taken for the volume of water in the top tank to reach 10% of its starting value.

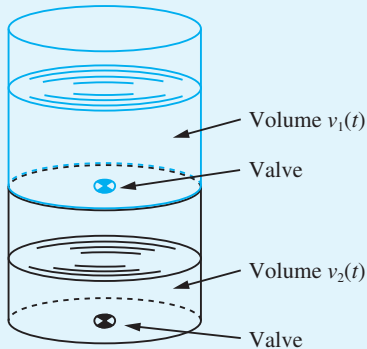


Figure 11.22 Cylindrical tanks of Question 17.

- 18 In order to transport sensitive equipment a crate is installed inside a truck on damped springs, as shown in Figure 11.23. The suspension system of the truck, including the tyres, may be modelled as a damped spring. The various spring and damper constants are indicated in the figure. The masses of the crate and truck are M_1 and M_2 respectively

and their displacements from equilibrium are respectively $x_1(t)$ and $x_2(t)$. The vertical displacement of the truck as it traverses a bumpy road may be modelled by applying a force $u(t)$ to the truck.

Show that the motion of the crate and truck may be modelled by the differential equations

$$M_1\ddot{x}_1 = K_1(x_2 - x_1) + B_1(\dot{x}_2 - \dot{x}_1)$$

$$M_2\ddot{x}_2 = u - (K_1 + K_2)x_2 + K_1x_1 - (B_1 + B_2)\dot{x}_2 + B_1\dot{x}_1$$

For the particular case where $M_1 = 1$, $M_2 = 3$, $K_1 = 2$, $K_2 = 1$, $B_1 = 3$, $B_2 = 2$ and $u(t) = \sin t$, and the initial conditions at time $t = 0$ are $x_1 = x_2 = \dot{x}_1 = 0$, $\dot{x}_2 = 2$, show that the Laplace transform of $x_1(t)$ is

$$X_1(s) = \frac{18s^3 + 12s^2 + 21s + 14}{(3s^4 + 14s^3 + 15s^2 + 7s + 2)(s^2 + 1)}$$

Note: Using an appropriate software package, such as MATLAB/SIMULINK, the model developed may be used as the basis for simulation studies of various scenarios.

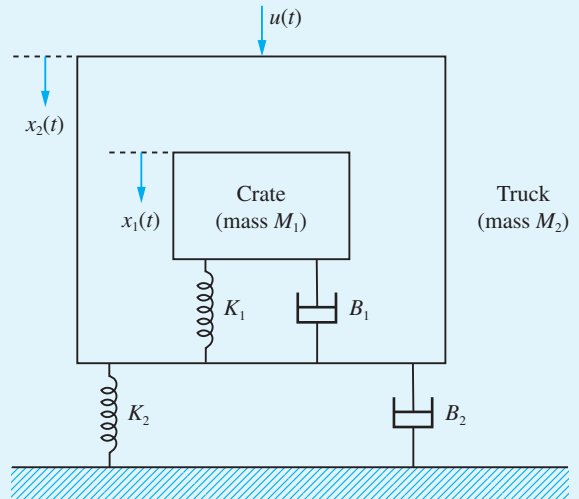


Figure 11.23 Transport crate of Question 18.

12 Introduction to Fourier Series

Chapter 12 Contents

12.1	Introduction	947
12.2	Fourier series expansion	948
12.3	Functions defined over a finite interval	974
12.4	Differentiation and integration of Fourier series	981
12.5	Engineering application: analysis of a slider–crank mechanism	987
12.6	Review exercises (1–21)	990

12.1 Introduction

The representation of a function in the form of a series is fairly common practice in mathematics. Probably the most familiar expansions are power series of the form

$$f(x) = \sum_{n=0}^{\infty} a_n x^n$$

in which the resolved components or **base set** comprise the power functions

$$1, x, x^2, x^3, \dots, x^n, \dots$$

For example, we recall that the exponential function may be represented by the infinite series

$$e^x = 1 + x + \frac{x^2}{2!} + \frac{x^3}{3!} + \dots + \frac{x^n}{n!} + \dots = \sum_{n=0}^{\infty} \frac{x^n}{n!}$$

There are frequently advantages in expanding a function in such a series, since the first few terms of a good approximation are easy to deal with. For example, term-by-term integration or differentiation may be applied or suitable function approximations can be made.

Power functions comprise only one example of a base set for the expansions of functions; a number of other base sets may be used. In particular, a **Fourier series** is an expansion of a periodic function $f(t)$ of period $T = 2\pi/\omega$ in which that base set is the set of sine functions, giving an expanded representation of the form

$$f(t) = A_0 + \sum_{n=1}^{\infty} A_n \sin(n\omega t + \phi_n)$$

Although the idea of expanding a function in the form of such a series had been used by Bernoulli, D'Alembert and Euler (*c.* 1750) to solve problems associated with the vibration of strings, it was Joseph Fourier (1768–1830) who developed the approach to a stage where it was generally useful. Fourier, a French physicist, was interested in heat-flow problems: given an initial temperature at all points of a region, he was concerned with determining the change in the temperature distribution over time. When Fourier postulated in 1807 that an arbitrary function $f(x)$ could be represented by a trigonometric series of the form

$$\sum_{n=0}^{\infty} (A_n \cos nkx + B_n \sin nkx)$$

the result was considered so startling that it met considerable opposition from the leading mathematicians of the time, notably Laplace, Poisson and, more significantly, Lagrange, who is regarded as one of the greatest mathematicians of all time. They questioned his work because of its lack of rigour, and it was probably this opposition that delayed the publication of Fourier's work, his classic text *Théorie Analytique de la Chaleur* (The Analytical Theory of Heat) not appearing until 1822. This text has since become the source for the modern methods of solving practical problems associated with partial differential equations subject to prescribed boundary conditions. In addition to heat flow, this class of problems includes structural vibrations, wave propagation and

diffusion, which are discussed in the companion text *Advanced Modern Engineering Mathematics*. The task of giving Fourier's work a more rigorous mathematical underpinning was undertaken later by Dirichlet (c. 1830) and subsequently Riemann (c. 1853), his successor at the University of Göttingen.

In addition to its use in solving boundary-value problems associated with partial differential equations, Fourier series analysis is central to many other applications in engineering, such as the analysis and design of oscillating and nonlinear systems. This chapter is intended to provide only an introduction to Fourier series, with a more detailed treatment, including consideration of frequency spectra, oscillating and nonlinear systems, and generalized Fourier series, being given in *Advanced Modern Engineering Mathematics*.

12.2 Fourier series expansion

In this section we develop the Fourier series expansion of periodic functions and discuss how closely they approximate the functions. We also indicate how symmetrical properties of the function may be taken advantage of in order to reduce the amount of mathematical manipulation involved in determining the Fourier series. First, for continuity, we review the properties of periodic functions considered earlier (see Section 2.2.6).

12.2.1 Periodic functions

A function $f(t)$ is said to be **periodic** if its image values are repeated at regular intervals in its domain. Thus the graph of a periodic function can be divided into 'vertical strips' that are replicas of each other, as illustrated in Figure 12.1. The interval between two successive replicas is called the **period** of the function. We therefore say that a function $f(t)$ is periodic with period T if, for all its domain values t ,

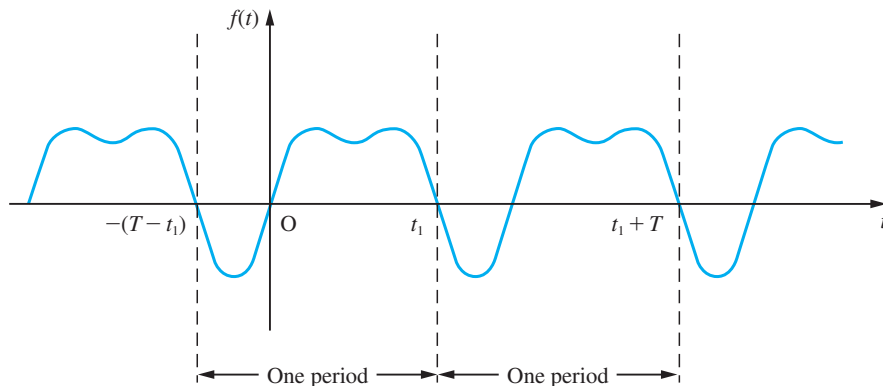
$$f(t + mT) = f(t)$$

for any integer m .

To provide a measure of the number of repetitions per unit of t , we define the **frequency** of a periodic function to be the reciprocal of its period, so that

$$\text{frequency} = \frac{1}{\text{period}} = \frac{1}{T}$$

Figure 12.1
A periodic function with period T .



The term **circular frequency** is also used in engineering, and is defined by

$$\text{circular frequency} = 2\pi \times \text{frequency} = \frac{2\pi}{T}$$

and is measured in radians per second. It is common to drop the term ‘circular’ and refer to this simply as the frequency when the context is clear.

12.2.2 Fourier’s theorem

This theorem states that a periodic function that satisfies certain conditions can be expressed as the sum of a number of sine functions of different amplitudes, phases and periods. That is, if $f(t)$ is a periodic function with period T then

$$\begin{aligned} f(t) = & A_0 + A_1 \sin(\omega t + \phi_1) + A_2 \sin(2\omega t + \phi_2) + \dots \\ & + A_n \sin(n\omega t + \phi_n) + \dots \end{aligned} \quad (12.1)$$

where the A ’s and ϕ ’s are constants and $\omega = 2\pi/T$ is the frequency of $f(t)$. The term $A_1 \sin(\omega t + \phi_1)$ is called the **first harmonic** or the **fundamental mode**, and it has the same frequency ω as the parent function $f(t)$. The term $A_n \sin(n\omega t + \phi_n)$ is called the **n th harmonic**, and it has frequency $n\omega$, which is n times that of the fundamental. A_n denotes the **amplitude** of the n th harmonic and ϕ_n is its **phase angle**, measuring the lag or lead of the n th harmonic with reference to a pure sine wave of the same frequency.

Since

$$\begin{aligned} A_n \sin(n\omega t + \phi_n) & \equiv (A_n \cos \phi_n) \sin n\omega t + (A_n \sin \phi_n) \cos n\omega t \\ & \equiv b_n \sin n\omega t + a_n \cos n\omega t \end{aligned}$$

where

$$b_n = A_n \cos \phi_n, \quad a_n = A_n \sin \phi_n \quad (12.2)$$

the expansion (12.1) may be written as

$$f(t) = \frac{1}{2}a_0 + \sum_{n=1}^{\infty} a_n \cos n\omega t + \sum_{n=1}^{\infty} b_n \sin n\omega t \quad (12.3)$$

where $a_0 = 2A_0$ (we shall see later that taking the first term as $\frac{1}{2}a_0$ rather than a_0 is a convenience that enables us to make a_0 fit a general result). The expansion (12.3) is called the **Fourier series expansion** of the function $f(t)$, and the a ’s and b ’s are called the **Fourier coefficients**. In electrical engineering it is common practice to refer to a_n and b_n respectively as the **in-phase** and **phase quadrature components** of the n th harmonic, this terminology arising from the use of the phasor notation $e^{jn\omega t} = \cos n\omega t + j \sin n\omega t$. Clearly, (12.1) is an alternative representation of the Fourier series, with the amplitude and phase of the n th harmonic being determined from (12.2) as

$$A_n = \sqrt{(a_n^2 + b_n^2)}, \quad \phi_n = \tan^{-1}\left(\frac{a_n}{b_n}\right)$$

with care being taken over choice of quadrant.

12.2.3 The Fourier coefficients

Before proceeding to evaluate the Fourier coefficients, we first state the following integrals, in which $T = 2\pi/\omega$:

$$\int_d^{d+T} \cos n\omega t \, dt = \begin{cases} 0 & (n \neq 0) \\ T & (n = 0) \end{cases} \quad (12.4)$$

$$\int_d^{d+T} \sin n\omega t \, dt = 0 \quad (\text{all } n) \quad (12.5)$$

$$\int_d^{d+T} \sin m\omega t \sin n\omega t \, dt = \begin{cases} 0 & (m \neq n) \\ \frac{1}{2}T & (m = n \neq 0) \end{cases} \quad (12.6)$$

$$\int_d^{d+T} \cos m\omega t \cos n\omega t \, dt = \begin{cases} 0 & (m \neq n) \\ \frac{1}{2}T & (m = n \neq 0) \end{cases} \quad (12.7)$$

$$\int_d^{d+T} \cos m\omega t \sin n\omega t \, dt = 0 \quad (\text{all } m \text{ and } n) \quad (12.8)$$

The results (12.4)–(12.8) constitute the **orthogonality relations** for sine and cosine functions, and show that the set of functions

$$\{1, \cos \omega t, \cos 2\omega t, \dots, \cos n\omega t, \sin \omega t, \sin 2\omega t, \dots, \sin n\omega t\}$$

is an orthogonal set of functions on the interval $d \leq t \leq d + T$. The choice of d is arbitrary in these results, its only being necessary to integrate over a period of duration T .

Integrating the series (12.3) with respect to t over the period $t = d$ to $t = d + T$, and using (12.4) and (12.5), we find that each term on the right-hand side is zero except for the term involving a_0 ; that is, we have

$$\begin{aligned} \int_d^{d+T} f(t) \, dt &= \frac{1}{2}a_0 \int_d^{d+T} dt + \sum_{n=1}^{\infty} \left(a_n \int_d^{d+T} \cos n\omega t \, dt + b_n \int_d^{d+T} \sin n\omega t \, dt \right) \\ &= \frac{1}{2}a_0(T) + \sum_{n=1}^{\infty} [a_n(0) + b_n(0)] \\ &= \frac{1}{2}Ta_0 \end{aligned}$$

Thus

$$\frac{1}{2}a_0 = \frac{1}{T} \int_d^{d+T} f(t) \, dt$$

and we can see that the constant term $\frac{1}{2}a_0$ in the Fourier series expansion represents the mean value of the function $f(t)$ over one period. For an electrical signal it represents the bias level or d.c. (direct current) component. Hence

$$a_0 = \frac{2}{T} \int_d^{d+T} f(t) \, dt \quad (12.9)$$

To obtain this result, we have assumed that term-by-term integration of the series (12.3) is permissible. This is indeed so because of the convergence properties of the series – its validity is discussed in detail in more advanced texts.

To obtain the Fourier coefficient a_n ($n \neq 0$), we multiply (12.3) throughout by $\cos m\omega t$ and integrate with respect to t over the period $t = d$ to $t = d + T$, giving

$$\begin{aligned} \int_d^{d+T} f(t) \cos m\omega t \, dt &= \frac{1}{2}a_0 \int_d^{d+T} \cos m\omega t \, dt + \sum_{n=1}^{\infty} a_n \int_d^{d+T} \cos n\omega t \cos m\omega t \, dt \\ &\quad + \sum_{n=1}^{\infty} b_n \int_d^{d+T} \cos m\omega t \sin n\omega t \, dt \end{aligned}$$

Assuming term-by-term integration to be possible, and using (12.4), (12.7) and (12.8), we find that, when $m \neq 0$, the only non-zero integral on the right-hand side is the one that occurs in the first summation when $n = m$. That is, we have

$$\int_d^{d+T} f(t) \cos m\omega t \, dt = a_m \int_d^{d+T} \cos m\omega t \cos m\omega t \, dt = \frac{1}{2}a_m T$$

giving

$$a_m = \frac{2}{T} \int_d^{d+T} f(t) \cos m\omega t \, dt$$

which, on replacing m by n , gives

$$a_n = \frac{2}{T} \int_d^{d+T} f(t) \cos n\omega t \, dt \quad (12.10)$$

The value of a_0 given in (12.9) may be obtained by taking $n = 0$ in (12.10), so that we may write

$$a_n = \frac{2}{T} \int_d^{d+T} f(t) \cos m\omega t \, dt \quad (n = 0, 1, 2, \dots) \quad (12.11)$$

This explains why the constant term in the Fourier series expansion was taken as $\frac{1}{2}a_0$ and not a_0 , since this ensures compatibility of the results (12.9) and (12.10). Although a_0 and a_n satisfy the same formula, it is usually safer to work them out separately.

Finally, to obtain the Fourier coefficients b_n , we multiply (12.3) throughout by $\sin m\omega t$ and integrate with respect to t over the period $t = d$ to $t = d + T$, giving

$$\begin{aligned} \int_d^{d+T} f(t) \sin m\omega t \, dt &= \frac{1}{2}a_0 \int_d^{d+T} \sin m\omega t \, dt \\ &\quad + \sum_{n=1}^{\infty} \left(a_n \int_d^{d+T} \sin m\omega t \cos n\omega t \, dt + b_n \int_d^{d+T} \sin m\omega t \sin n\omega t \, dt \right) \end{aligned}$$

Assuming term-by-term integration to be possible, and using (12.5), (12.6) and (12.8), we find that the only non-zero integral on the right-hand side is the one that occurs in the second summation when $m = n$. That is, we have

$$\int_d^{d+T} f(t) \sin m\omega t \, dt = b_m \int_d^{d+T} \sin m\omega t \sin m\omega t \, dt = \frac{1}{2} b_m T$$

giving, on replacing m by n ,

$$b_n = \frac{2}{T} \int_d^{d+T} f(t) \sin n\omega t \, dt \quad (n = 1, 2, 3, \dots) \quad (12.12)$$

The equations (12.11) and (12.12) giving the Fourier coefficients are known as **Euler's formulae**.

Summary

In summary, we have shown that if a periodic function $f(t)$ of period $T = 2\pi/\omega$ can be expanded as a Fourier series then that series is given by

$$f(t) = \frac{1}{2} a_0 + \sum_{n=1}^{\infty} a_n \cos n\omega t + \sum_{n=1}^{\infty} b_n \sin n\omega t \quad (12.3)$$

where the coefficients are given by Euler's formulae

$$a_n = \frac{2}{T} \int_d^{d+T} f(t) \cos n\omega t \, dt \quad (n = 0, 1, 2, \dots) \quad (12.11)$$

$$b_n = \frac{2}{T} \int_d^{d+T} f(t) \sin n\omega t \, dt \quad (n = 1, 2, 3, \dots) \quad (12.12)$$

The limits of integration in Euler's formulae may be specified over any period, so that the choice of d is arbitrary, and may be made in such a way as to help in the calculation of a_n and b_n . In practice, it is common to specify $f(t)$ over either the period $-\frac{1}{2}T < t < \frac{1}{2}T$ or the period $0 < t < T$, leading respectively to the limits of integration being $-\frac{1}{2}T$ and $\frac{1}{2}T$ (that is, $d = -\frac{1}{2}T$) or 0 and T (that is, $d = 0$).

It is also worth noting that an alternative approach may simplify the calculation of a_n and b_n . Using the formula

$$e^{jn\omega t} = \cos n\omega t + j \sin n\omega t$$

we have

$$a_n + jb_n = \frac{2}{T} \int_d^{d+T} f(t) e^{jn\omega t} \, dt \quad (12.13)$$

Evaluating this integral and equating real and imaginary parts on each side gives the values of a_n and b_n . This approach is particularly useful when only the amplitude $|a_n + jb_n|$ of the n th harmonic is required.

12.2.4 Functions of period 2π

If the period T of the periodic function $f(t)$ is taken to be 2π , then $\omega = 1$ and the series (12.3) becomes

$$f(t) = \frac{1}{2}a_0 + \sum_{n=1}^{\infty} a_n \cos nt + \sum_{n=1}^{\infty} b_n \sin nt \quad (12.14)$$

with the coefficients given by

$$a_n = \frac{1}{\pi} \int_d^{d+2\pi} f(t) \cos nt \, dt \quad (n = 0, 1, 2, \dots) \quad (12.15)$$

$$b_n = \frac{1}{\pi} \int_d^{d+2\pi} f(t) \sin nt \, dt \quad (n = 1, 2, \dots) \quad (12.16)$$

While a unit frequency may rarely be encountered in practice, consideration of this particular case reduces the amount of mathematical manipulation involved in determining the coefficients a_n and b_n . Also, there is no loss of generality in considering this case, since if we have a function $f(t)$ of period T , we may write $t_1 = 2\pi t/T$, so that

$$f(t) \equiv f\left(\frac{Tt_1}{2\pi}\right) \equiv F(t_1)$$

where $F(t_1)$ is a function of period 2π . That is, by a simple change of variable, a periodic function $f(t)$ of period T may be transformed into a periodic function $F(t_1)$ of period 2π . Thus, in order to develop an initial understanding and to discuss some of the properties of Fourier series, we shall first consider functions of period 2π , returning to functions of period other than 2π later (see Section 12.2.10).

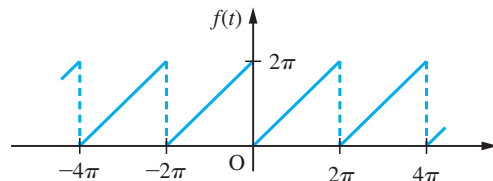
Example 12.1

Obtain the Fourier series expansion of the periodic function $f(t)$ of period 2π defined by

$$f(t) = t \quad (0 < t < 2\pi), \quad f(t) = f(t + 2\pi)$$

Solution A sketch of the function $f(t)$ over the interval $-4\pi < t < 4\pi$ is shown in Figure 12.2.

Figure 12.2
Sawtooth wave
of Example 12.1.



Since the function is periodic we only need to sketch it over one period, the pattern being repeated for other periods. Using (12.15) to evaluate the Fourier coefficients a_0 and a_n gives

$$a_0 = \frac{1}{\pi} \int_0^{2\pi} \pi f(t) \, dt = \frac{1}{\pi} \int_0^{2\pi} \pi t \, dt = \frac{1}{\pi} \left[\frac{t^2}{2} \right]_0^{2\pi} = 2\pi$$

and

$$\begin{aligned} a_n &= \frac{1}{\pi} \int_0^{2\pi} f(t) \cos nt \, dt \quad (n = 1, 2, \dots) \\ &= \frac{1}{\pi} \int_0^{2\pi} t \cos nt \, dt \end{aligned}$$

which, on integration by parts, gives

$$a_n = \frac{1}{\pi} \left[t \frac{\sin nt}{n} + \frac{\cos nt}{n^2} \right]_0^{2\pi} = \frac{1}{\pi} \left(\frac{2\pi}{n} \sin 2n\pi + \frac{1}{n^2} \cos 2n\pi - \frac{\cos 0}{n^2} \right) = 0$$

since $\sin 2n\pi = 0$ and $\cos 2n\pi = \cos 0 = 1$. Note the need to work out a_0 separately from a_n in this case. The formula (12.16) for b_n gives

$$\begin{aligned} b_n &= \frac{1}{\pi} \int_0^{2\pi} f(t) \sin nt \, dt \quad (n = 1, 2, \dots) \\ &= \frac{1}{\pi} \int_0^{2\pi} t \sin nt \, dt \end{aligned}$$

which, on integration by parts, gives

$$\begin{aligned} b_n &= \frac{1}{\pi} \left[-\frac{t}{n} \cos nt + \frac{\sin nt}{n^2} \right]_0^{2\pi} \\ &= \frac{1}{\pi} \left(-\frac{2\pi}{n} \cos 2n\pi \right) \quad (\text{since } \sin 2n\pi = \sin 0 = 0) \\ &= -\frac{2}{n} \quad (\text{since } \cos 2n\pi = 1) \end{aligned}$$

Hence from (12.14) the Fourier series expansion of $f(t)$ is

$$f(t) = \pi - \sum_{n=1}^{\infty} \frac{2}{n} \sin nt$$

or, in expanded form,

$$f(t) = \pi - 2 \left(\sin t + \frac{\sin 2t}{2} + \frac{\sin 3t}{3} + \dots + \frac{\sin nt}{n} + \dots \right)$$

Example 12.2

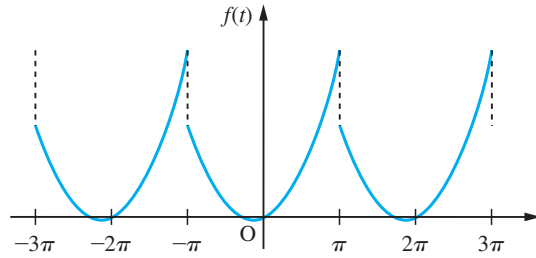
A periodic function $f(t)$ with period 2π is defined by

$$f(t) = t^2 + t \quad (-\pi < t < \pi), \quad f(t) = f(t + 2\pi)$$

Sketch a graph of the function $f(t)$ for values of t from $t = -3\pi$ to $t = 3\pi$ and obtain a Fourier series expansion of the function.

Solution A graph of the function $f(t)$ for $-3\pi < t < 3\pi$ is shown in Figure 12.3.

Figure 12.3
Graph of the function
 $f(t)$ of Example 12.2.



From (12.15) we have

$$a_0 = \frac{1}{\pi} \int_{-\pi}^{\pi} f(t) dt = \frac{1}{\pi} \int_{-\pi}^{\pi} (t^2 + t) dt = \frac{2}{3}\pi^2$$

and

$$\begin{aligned} a_n &= \frac{1}{\pi} \int_{-\pi}^{\pi} f(t) \cos nt \, dt \quad (n = 1, 2, 3, \dots) \\ &= \frac{1}{\pi} \int_{-\pi}^{\pi} (t^2 + t) \cos nt \, dt \end{aligned}$$

which, on integration by parts, gives

$$\begin{aligned} a_n &= \frac{1}{\pi} \left[\frac{t^2}{n} \sin nt + \frac{2t}{n^2} \cos nt - \frac{2}{n^3} \sin nt + \frac{t}{n} \sin nt + \frac{1}{n^2} \cos nt \right]_{-\pi}^{\pi} \\ &= \frac{1}{\pi} \frac{4\pi}{n^2} \cos n\pi \quad \left(\text{since } \sin n\pi = 0 \text{ and } \left[\frac{1}{n^2} \cos nt \right]_{-\pi}^{\pi} = 0 \right) \\ &= \frac{4}{n^2} (-1)^n \quad (\text{since } \cos n\pi = (-1)^n) \end{aligned}$$

From (12.16)

$$\begin{aligned} b_n &= \frac{1}{\pi} \int_{-\pi}^{\pi} f(t) \sin nt \, dt \quad (n = 1, 2, 3, \dots) \\ &= \frac{1}{\pi} \int_{-\pi}^{\pi} (t^2 + t) \sin nt \, dt \end{aligned}$$

which, on integration by parts, gives

$$\begin{aligned} b_n &= \frac{1}{\pi} \left[-\frac{t^2}{n} \cos nt + \frac{2t}{n^2} \sin nt + \frac{2}{n^3} \cos nt - \frac{t}{n} \cos nt + \frac{1}{n^2} \sin nt \right]_{-\pi}^{\pi} \\ &= -\frac{2}{n} \cos n\pi = -\frac{2}{n} (-1)^n \quad (\text{since } \cos n\pi = (-1)^n) \end{aligned}$$

Hence from (12.14) the Fourier series expansion of $f(t)$ is

$$f(t) = \frac{1}{3}\pi^2 + \sum_{n=1}^{\infty} \frac{4}{n^2}(-1)^n \cos nt - \sum_{n=1}^{\infty} \frac{2}{n}(-1)^n \sin nt$$

or, in expanded form,

$$f(t) = \frac{1}{3}\pi^2 + 4\left(-\cos t + \frac{\cos 2t}{2^2} - \frac{\cos 3t}{3^2} + \dots\right) + 2\left(\sin t - \frac{\sin 2t}{2} + \frac{\sin 3t}{3} \dots\right)$$

To illustrate the alternative approach, using (12.13) gives

$$\begin{aligned} a_n + jb_n &= \frac{1}{\pi} \int_{-\pi}^{\pi} f(t)e^{jnt} dt = \frac{1}{\pi} \int_{-\pi}^{\pi} (t^2 + t)e^{jnt} dt \\ &= \frac{1}{\pi} \left(\left[\frac{t^2 + t}{jn} e^{jnt} \right]_{-\pi}^{\pi} - \int_{-\pi}^{\pi} \frac{2t + 1}{jn} e^{jnt} dt \right) \\ &= \frac{1}{\pi} \left[\frac{t^2 + t}{jn} e^{jnt} - \frac{2t + 1}{(jn)^2} e^{jnt} + \frac{2e^{jnt}}{(jn)^3} \right]_{-\pi}^{\pi} \end{aligned}$$

Since

$$e^{jn\pi} = \cos n\pi + j \sin n\pi = (-1)^n$$

$$e^{-jn\pi} = \cos n\pi - j \sin n\pi = (-1)^n$$

and $1/j = -j$, then

$$\begin{aligned} a_n + jb_n &= \frac{(-1)^n}{\pi} \left(-j \frac{\pi^2 + \pi}{n} + \frac{2\pi + 1}{n^2} + \frac{j2}{n^3} + j \frac{\pi^2 - \pi}{n} - \frac{1 - 2\pi}{n^2} - \frac{j2}{n^3} \right) \\ &= (-1)^n \left(\frac{4}{n^2} - j \frac{2}{n} \right) \end{aligned}$$

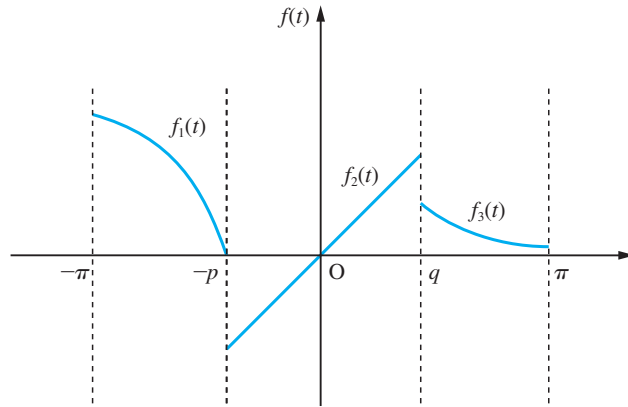
Equating real and imaginary parts gives, as before,

$$a_n = \frac{4}{n^2}(-1)^n, \quad b_n = -\frac{2}{n}(-1)^n$$

A periodic function $f(t)$ may be specified in a piecewise fashion over a period, or, indeed, it may only be piecewise-continuous over a period, as illustrated in Figure 12.4. In order to calculate the Fourier coefficients in such cases, it is necessary to break up the range of integration in Euler's formulae to correspond to the various components of the function. For example, for the function shown in Figure 12.4, $f(t)$ is defined in the interval $-\pi < t < \pi$ by

$$f(t) = \begin{cases} f_1(t) & (-\pi < t < -p) \\ f_2(t) & (-p < t < q) \\ f_3(t) & (q < t < \pi) \end{cases}$$

Figure 12.4
Piecewise-continuous
function over a period.



and is periodic with period 2π . Euler's formulae (12.15) and (12.16) for the Fourier coefficients become

$$a_n = \frac{1}{\pi} \left[\int_{-\pi}^{-p} f_1(t) \cos nt \, dt + \int_{-p}^q f_2(t) \cos nt \, dt + \int_q^{\pi} f_3(t) \cos nt \, dt \right]$$

$$b_n = \frac{1}{\pi} \left[\int_{-\pi}^{-p} f_1(t) \sin nt \, dt + \int_{-p}^q f_2(t) \sin nt \, dt + \int_q^{\pi} f_3(t) \sin nt \, dt \right]$$

Example 12.3

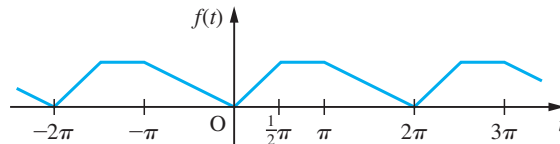
A periodic function $f(t)$ of period 2π is defined within the period $0 \leq t \leq 2\pi$ by

$$f(t) = \begin{cases} t & (0 \leq t \leq \frac{1}{2}\pi) \\ \frac{1}{2}\pi & (\frac{1}{2}\pi \leq t \leq \pi) \\ \pi - \frac{1}{2}t & (\pi \leq t \leq 2\pi) \end{cases}$$

Sketch a graph of $f(t)$ for $-2\pi \leq t \leq 3\pi$ and find a Fourier series expansion of it.

Solution A graph of the function $f(t)$ for $-2\pi \leq t \leq 3\pi$ is shown in Figure 12.5.

Figure 12.5
Graph of the function
 $f(t)$ of Example 12.3.



From (12.15),

$$a_0 = \frac{1}{\pi} \int_0^{2\pi} f(t) \, dt = \frac{1}{\pi} \left[\int_0^{\pi/2} t \, dt + \int_{\pi/2}^{\pi} \frac{1}{2}\pi \, dt + \int_{\pi}^{2\pi} (\pi - \frac{1}{2}t) \, dt \right] = \frac{5}{8}\pi$$

and

$$\begin{aligned}
 a_n &= \frac{1}{\pi} \int_0^{2\pi} f(t) \cos nt \, dt \quad (n = 1, 2, 3, \dots) \\
 &= \frac{1}{\pi} \left[\int_0^{\pi/2} t \cos nt \, dt + \int_{\pi/2}^{\pi} \frac{1}{2}\pi \cos nt \, dt + \int_{\pi}^{2\pi} \left(\pi - \frac{1}{2}t\right) \cos nt \, dt \right] \\
 &= \frac{1}{\pi} \left(\left[\frac{t}{n} \sin nt + \frac{\cos nt}{n^2} \right]_0^{\pi/2} + \left[\frac{\pi}{2n} \sin nt \right]_{\pi/2}^{\pi} + \left[\frac{2\pi - t}{2} \frac{\sin nt}{n} - \frac{\cos nt}{2n^2} \right]_{\pi}^{2\pi} \right) \\
 &= \frac{1}{\pi} \left(\frac{\pi}{2n} \sin \frac{1}{2}n\pi + \frac{1}{n^2} \cos \frac{1}{2}n\pi - \frac{1}{n^2} - \frac{\pi}{2n} \sin \frac{1}{2}n\pi - \frac{1}{2n^2} + \frac{1}{2n^2} \cos n\pi \right) \\
 &= \frac{1}{2\pi n^2} (2 \cos \frac{1}{2}n\pi - 3 + \cos n\pi)
 \end{aligned}$$

that is,

$$a_n = \begin{cases} \frac{1}{\pi n^2} [(-1)^{n/2} - 1] & (\text{even } n) \\ -\frac{2}{\pi n^2} & (\text{odd } n) \end{cases}$$

From (12.16),

$$\begin{aligned}
 b_n &= \frac{1}{\pi} \int_0^{2\pi} f(t) \sin nt \, dt \quad (n = 1, 2, 3, \dots) \\
 &= \frac{1}{\pi} \left[\int_0^{\pi/2} t \sin nt \, dt + \int_{\pi/2}^{\pi} \frac{1}{2}\pi \sin nt \, dt + \int_{\pi}^{2\pi} \left(\pi - \frac{1}{2}t\right) \sin nt \, dt \right] \\
 &= \frac{1}{\pi} \left(\left[-\frac{t}{n} \cos nt + \frac{1}{n^2} \sin nt \right]_0^{\pi/2} + \left[-\frac{\pi}{2n} \cos nt \right]_{\pi/2}^{\pi} \right. \\
 &\quad \left. + \left[\frac{t - 2\pi}{2n} \cos nt - \frac{1}{2n^2} \sin nt \right]_{\pi}^{2\pi} \right) \\
 &= \frac{1}{\pi} \left(-\frac{\pi}{2n} \cos \frac{1}{2}n\pi + \frac{1}{n^2} \sin \frac{1}{2}n\pi - \frac{\pi}{2n} \cos n\pi + \frac{\pi}{2n} \cos \frac{1}{2}n\pi + \frac{\pi}{2n} \cos n\pi \right) \\
 &= \frac{1}{\pi n^2} \sin \frac{1}{2}n\pi \\
 &= \begin{cases} 0 & (\text{even } n) \\ \frac{(-1)^{(n-1)/2}}{\pi n^2} & (\text{odd } n) \end{cases}
 \end{aligned}$$

Hence from (12.14) the Fourier series expansion of $f(t)$ is

$$\begin{aligned} f(t) = & \frac{5}{16}\pi - \frac{2}{\pi} \left(\cos t + \frac{\cos 3t}{3^2} + \frac{\cos 5t}{5^2} + \dots \right) \\ & - \frac{2}{\pi} \left(\frac{\cos 2t}{2^2} + \frac{\cos 6t}{6^2} + \frac{\cos 10t}{10^2} + \dots \right) \\ & + \frac{1}{\pi} \left(\sin t - \frac{\sin 3t}{3^2} + \frac{\sin 5t}{5^2} - \frac{\sin 7t}{7^2} + \dots \right) \end{aligned}$$



A major use of the MATLAB Symbolic Math Toolbox, when dealing with Fourier series, is to avoid the tedious and frequently error-prone integration involved in determining the coefficients a_n and b_n . It is therefore advisable to use them to check the accuracy of integration.

12.2.5 Even and odd functions

Noting that a particular function possesses certain symmetrical properties enables us both to tell which terms are absent from a Fourier series expansion of the function and to simplify the expressions determining the remaining coefficients. In this section we consider even and odd function symmetries, while in the next section we shall consider symmetry due to even and odd harmonics.

First we review the properties of even and odd functions (considered in Section 2.2.6) that are useful for determining the Fourier coefficients. If $f(t)$ is an even function then $f(t) = f(-t)$ for all t , and the graph of the function is symmetrical about the vertical axis, as illustrated in Figure 12.6(a). From the definition of integration, it follows that if $f(t)$ is an even function then

$$\int_{-a}^a f(t) dt = 2 \int_0^a f(t) dt$$

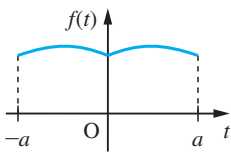
If $f(t)$ is an odd function then $f(t) = -f(-t)$ for all t , and the graph of the function is symmetrical about the origin; that is, there is opposite-quadrant symmetry, as illustrated in Figure 12.6(b). It follows that if $f(t)$ is an odd function then

$$\int_{-a}^a f(t) dt = 0$$

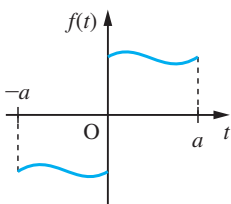
The following properties of even and odd functions are also useful for our purposes:

- the *sum* of two (or more) *odd* functions is an *odd* function;
- the *product* of two *even* functions is an *even* function;
- the *product* of two *odd* functions is an *even* function;
- the *product* of an *odd* and an *even* function is an *odd* function;
- the *derivative* of an *even* function is an *odd* function;
- the *derivative* of an *odd* function is an *even* function.

(Noting that t^{even} is even and t^{odd} is odd helps one to remember (a)–(f).)



(a)



(b)

Figure 12.6
Graphs of (a) an even function and (b) an odd function.

Using these properties, and taking $d = -\frac{1}{2}T$ in (12.11) and (12.12), we have the following:

(i) If $f(t)$ is an *even* periodic function of period T then

$$a_n = \frac{2}{T} \int_{-T/2}^{T/2} f(t) \cos n\omega t \, dt = \frac{4}{T} \int_0^{T/2} f(t) \cos n\omega t \, dt$$

using property (b), and

$$b_n = \frac{2}{T} \int_{-T/2}^{T/2} f(t) \sin n\omega t \, dt = 0$$

using property (d).

Thus the Fourier series expansion of an even periodic function $f(t)$ with period T consists of cosine terms only and, from (12.3), is given by

$$f(t) = \frac{1}{2}a_0 + \sum_{n=1}^{\infty} a_n \cos n\omega t \quad (12.17)$$

with

$$a_n = \frac{4}{T} \int_0^{T/2} f(t) \cos n\omega t \, dt \quad (n = 0, 1, 2, \dots) \quad (12.18)$$

(ii) If $f(t)$ is an *odd* periodic function of period T then

$$a_n = \frac{2}{T} \int_{-T/2}^{T/2} f(t) \cos n\omega t \, dt = 0$$

using property (d), and

$$b_n = \frac{2}{T} \int_{-T/2}^{T/2} f(t) \sin n\omega t \, dt = \frac{4}{T} \int_0^{T/2} f(t) \sin n\omega t \, dt$$

using property (c).

Thus the Fourier series expansion of an odd periodic function $f(t)$ with period T consists of sine terms only and, from (12.3), is given by

$$f(t) = \sum_{n=1}^{\infty} b_n \sin n\omega t \quad (12.19)$$

with

$$b_n = \frac{4}{T} \int_0^{T/2} f(t) \sin n\omega t \, dt \quad (n = 1, 2, 3, \dots) \quad (12.20)$$

Example 12.4

A periodic function $f(t)$ with period 2π is defined within the period $-\pi < t < \pi$ by

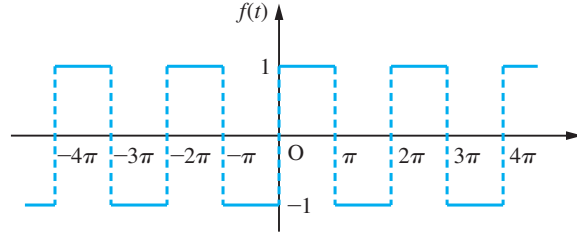
$$f(t) = \begin{cases} -1 & (-\pi < t < 0) \\ 1 & (0 < t < \pi) \end{cases}$$

Find its Fourier series expansion.

Solution

A sketch of the function $f(t)$ over the interval $-4\pi < t < 4\pi$ is shown in Figure 12.7.

Figure 12.7
Square wave of
Example 12.4.



Clearly $f(t)$ is an odd function of t , so that its Fourier series expansion consists of sine terms only. Taking $T = 2\pi$, that is $\omega = 1$, in (12.19) and (12.20), the Fourier series expansion is given by

$$f(t) = \sum_{n=1}^{\infty} b_n \sin nt$$

with

$$\begin{aligned} b_n &= \frac{2}{\pi} \int_0^{\pi} f(t) \sin nt \, dt \quad (n = 1, 2, 3, \dots) \\ &= \frac{2}{\pi} \int_0^{\pi} 1 \sin nt \, dt = \frac{2}{\pi} \left[-\frac{1}{n} \cos nt \right]_0^{\pi} \\ &= \frac{2}{n\pi} (1 - \cos n\pi) = \frac{2}{n\pi} [1 - (-1)^n] \\ &= \begin{cases} 4/n\pi & (\text{odd } n) \\ 0 & (\text{even } n) \end{cases} \end{aligned}$$

Thus the Fourier series expansion of $f(t)$ is

$$f(t) = \frac{4}{\pi} \left(\sin t + \frac{1}{3} \sin 3t + \frac{1}{5} \sin 5t + \dots \right) = \frac{4}{\pi} \sum_{n=1}^{\infty} \frac{\sin(2n-1)t}{2n-1} \quad (12.21)$$

Example 12.5

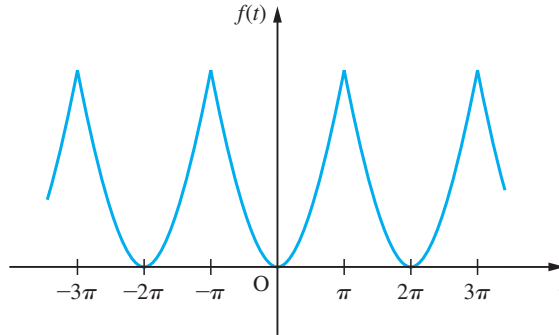
A periodic function $f(t)$ with period 2π is defined as

$$f(t) = t^2 \quad (-\pi < t < \pi), \quad f(t) = f(t + 2\pi)$$

Obtain a Fourier series expansion for it.

Solution A sketch of the function $f(t)$ over the interval $-3\pi < t < 3\pi$ is shown in Figure 12.8.

Figure 12.8
The function $f(t)$
of Example 12.5.



Clearly, $f(t)$ is an even function of t , so that its Fourier series expansion consists of cosine terms only. Taking $T = 2\pi$, that is $\omega = 1$, in (12.17) and (12.18), the Fourier series expansion is given by

$$f(t) = \frac{1}{2}a_0 + \sum_{n=1}^{\infty} a_n \cos nt$$

with

$$a_0 = \frac{2}{\pi} \int_0^{\pi} f(t) dt = \frac{2}{\pi} \int_0^{\pi} t^2 dt = \frac{2}{3}\pi^2$$

and

$$\begin{aligned} a_n &= \frac{2}{\pi} \int_0^{\pi} f(t) \cos nt dt \quad (n = 1, 2, 3, \dots) \\ &= \frac{2}{\pi} \int_0^{\pi} t^2 \cos nt dt \\ &= \frac{2}{\pi} \left[\frac{t^2}{n} \sin nt + \frac{2t}{n^2} \cos nt - \frac{2}{n^3} \sin nt \right]_0^{\pi} \\ &= \frac{2}{\pi} \left(\frac{2\pi}{n^2} \cos n\pi \right) = \frac{4}{n^2} (-1)^n \end{aligned}$$

since $\sin n\pi = 0$ and $\cos n\pi = (-1)^n$. Thus the Fourier series expansion of $f(t) = t^2$ is

$$f(t) = \frac{1}{3}\pi^2 + 4 \sum_{n=1}^{\infty} \frac{(-1)^n}{n^2} \cos nt \quad (12.22)$$

or, writing out the first few terms,

$$f(t) = \frac{1}{3}\pi^2 - 4 \cos t + \cos 2t - \frac{4}{9} \cos 3t + \dots$$

12.2.6 Even and odd harmonics

In this section we consider types of symmetry that can be identified in order to eliminate terms from the Fourier series expansion having even values of n (including $n = 0$) or odd values of n .

(a) If a periodic function $f(t)$ is such that

$$f(t + \frac{1}{2}T) = f(t)$$

then it has period $T/2$ and frequency $\omega = 2(2\pi/T)$, so only even harmonics are present in its Fourier series expansion. For even n we have

$$a_n = \frac{4}{T} \int_0^{T/2} f(t) \cos n\omega t \, dt \quad (12.23)$$

$$b_n = \frac{4}{T} \int_0^{T/2} f(t) \sin n\omega t \, dt \quad (12.24)$$

An example of such a function is given in Figure 12.9(a).

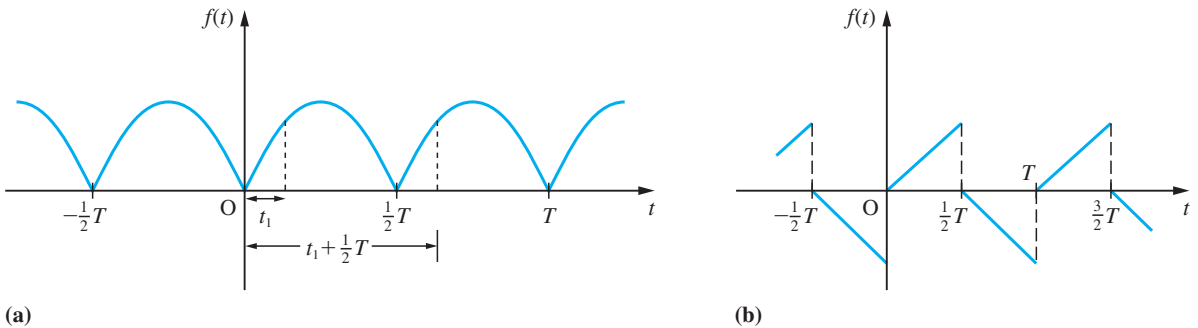


Figure 12.9 Functions having Fourier series with (a) only even harmonics and (b) only odd harmonics.

(b) If a periodic function $f(t)$ with period T is such that

$$f(t + \frac{1}{2}T) = -f(t)$$

then only odd harmonics are present in its Fourier series expansion. For odd n

$$a_n = \frac{4}{T} \int_0^{T/2} f(t) \cos n\omega t \, dt \quad (12.25)$$

$$b_n = \frac{4}{T} \int_0^{T/2} f(t) \sin n\omega t \, dt \quad (12.26)$$

An example of such a function is shown in Figure 12.9(b).

The square wave of Example 12.4 is such that $f(t + \pi) = -f(t)$, so that, from (b), its Fourier series expansion consists of only odd harmonics. Since it is also an odd function, it follows that its Fourier series expansion consists only of odd-harmonic sine terms, which is confirmed by the result (12.21).

Example 12.6

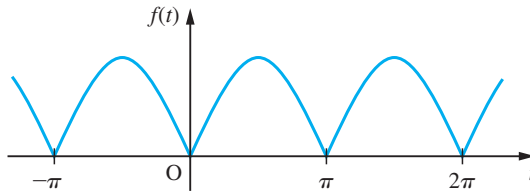
Obtain the Fourier series expansion of the rectified sine wave

$$f(t) = |\sin t|$$

Solution

A sketch of the wave over the interval $-\pi < t < 2\pi$ is shown in Figure 12.10. Clearly, $f(t + \pi) = f(t)$, so that only even harmonics are present in the Fourier series expansion. Since the function is also an even function of t , it follows that the Fourier series expansion will consist only of even-harmonic cosine terms. Taking $T = 2\pi$, that is $\omega = 1$, in (12.23), the coefficients of the even harmonics are given by

Figure 12.10
Rectified wave
 $f(t) = |\sin t|$.



$$\begin{aligned} a_n &= \frac{2}{\pi} \int_0^{\pi} f(t) \cos nt \quad (\text{even } n) = \frac{2}{\pi} \int_0^{\pi} \sin t \cos nt \, dt \\ &= \frac{1}{\pi} \int_0^{\pi} [\sin(n+1)t - \sin(n-1)t] \, dt \\ &= \frac{1}{\pi} \left[-\frac{\cos(n+1)t}{n+1} + \frac{\cos(n-1)t}{n-1} \right]_0^{\pi} \end{aligned}$$

Since both $n+1$ and $n-1$ are odd when n is even,

$$\cos(n+1)\pi = \cos(n-1)\pi = -1$$

so that

$$a_n = \frac{1}{\pi} \left[\left(\frac{1}{n+1} - \frac{1}{n-1} \right) - \left(-\frac{1}{n+1} + \frac{1}{n-1} \right) \right] = -\frac{4}{\pi} \frac{1}{n^2-1}$$

Thus the Fourier series expansion of $f(t)$ is

$$\begin{aligned} f(t) &= \frac{1}{2}a_0 + \sum_{\substack{n=2 \\ (n \text{ even})}}^{\infty} a_n \cos nt = \frac{2}{\pi} - \frac{4}{\pi} \sum_{\substack{n=2 \\ (n \text{ even})}}^{\infty} \frac{1}{n^2-1} \cos nt \\ &= \frac{2}{\pi} - \frac{4}{\pi} \sum_{n=1}^{\infty} \frac{1}{4n^2-1} \cos 2nt \end{aligned}$$

or, writing out the first few terms,

$$f(t) = \frac{2}{\pi} - \frac{4}{\pi} \left(\frac{1}{3} \cos 2t + \frac{1}{15} \cos 4t + \frac{1}{35} \cos 6t + \dots \right)$$

12.2.7 Linearity property

The linearity property as applied to Fourier series may be stated in the form of the following theorem.

Theorem 12.1

If $f(t) = lg(t) + mh(t)$, where $g(t)$ and $h(t)$ are periodic functions of period T and l and m are arbitrary constants, then $f(t)$ has a Fourier series expansion in which the coefficients are the sums of the coefficients in the Fourier series expansions of $g(t)$ and $h(t)$ multiplied by l and m respectively.

Proof Clearly $f(t)$ is periodic with period T . If the Fourier series expansions of $g(t)$ and $h(t)$ are

$$g(t) = \frac{1}{2}a_0 + \sum_{n=1}^{\infty} a_n \cos n\omega t + \sum_{n=1}^{\infty} b_n \sin n\omega t$$

$$h(t) = \frac{1}{2}\alpha_0 + \sum_{n=1}^{\infty} \alpha_n \cos n\omega t + \sum_{n=1}^{\infty} \beta_n \sin n\omega t$$

then, using (12.11) and (12.12), the Fourier coefficients in the expansion of $f(t)$ are

$$\begin{aligned} A_n &= \frac{2}{T} \int_d^{d+T} f(t) \cos n\omega t \, dt = \frac{2}{T} \int_d^{d+T} [lg(t) + mh(t)] \cos n\omega t \, dt \\ &= \frac{2l}{T} \int_d^{d+T} g(t) \cos n\omega t \, dt + \frac{2m}{T} \int_d^{d+T} h(t) \cos n\omega t \, dt \\ &= la_n + m\alpha_n \end{aligned}$$

and

$$\begin{aligned} B_n &= \frac{2}{T} \int_d^{d+T} f(t) \sin n\omega t \, dt = \frac{2l}{T} \int_d^{d+T} g(t) \sin n\omega t \, dt + \frac{2m}{T} \int_d^{d+T} h(t) \sin n\omega t \, dt \\ &= lb_n + m\beta_n \end{aligned}$$

confirming that the Fourier series expansion of $f(t)$ is

$$f(t) = \frac{1}{2}(la_0 + m\alpha_0) + \sum_{n=1}^{\infty} (la_n + m\alpha_n) \cos n\omega t + \sum_{n=1}^{\infty} (lb_n + m\beta_n) \sin n\omega t$$

end of theorem

Example 12.7

Suppose that $g(t)$ and $h(t)$ are periodic functions of period 2π and are defined within the period $-\pi < t < \pi$ by

$$g(t) = t^2, \quad h(t) = t$$

Determine the Fourier series expansions of both $g(t)$ and $h(t)$ and use the linearity property to confirm the expansion obtained in Example 12.2 for the periodic function $f(t)$ defined within the period $-\pi < t < \pi$ by $f(t) = t^2 + t$.

Solution The Fourier series of $g(t)$ is given by (12.22) as

$$g(t) = \frac{1}{3}\pi^2 + 4 \sum_{n=1}^{\infty} \frac{(-1)^n}{n^2} \cos nt$$

Recognizing that $h(t) = t$ is an odd function of t , we find, taking $T = 2\pi$ and $\omega = 1$ in (12.19) and (12.20), that its Fourier series expansion is

$$h(t) = \sum_{n=1}^{\infty} b_n \sin nt$$

where

$$\begin{aligned} b_n &= \frac{2}{\pi} \int_0^{\pi} h(t) \sin nt \, dt \quad (n = 1, 2, 3, \dots) \\ &= \frac{2}{\pi} \int_0^{\pi} t \sin nt \, dt = \frac{2}{\pi} \left[-\frac{t}{n} \cos nt + \frac{\sin nt}{n^2} \right]_0^{\pi} \\ &= -\frac{2}{n} (-1)^n \end{aligned}$$

recognizing again that $\cos n\pi = (-1)^n$ and $\sin n\pi = 0$. Thus the Fourier series expansion of $h(t) = t$ is

$$h(t) = -2 \sum_{n=1}^{\infty} \frac{(-1)^n}{n} \sin nt \quad (12.27)$$

Using the linearity property, we find, by combining (12.12) and (12.27), that the Fourier series expansion of $f(t) = g(t) + h(t) = t^2 + t$ is

$$f(t) = \frac{1}{3}\pi^2 + 4 \sum_{n=1}^{\infty} \frac{(-1)^n}{n^2} \cos nt - 2 \sum_{n=1}^{\infty} \frac{(-1)^n}{n} \sin nt$$

which conforms to the series obtained in Example 12.2.

12.2.8 Convergence of the Fourier series

So far we have concentrated our attention on determining the Fourier series expansion corresponding to a given periodic function $f(t)$. In reality, this is an exercise in integration, since we merely have to compute the coefficients a_n and b_n using Euler's formulae (12.11) and (12.12) and then substitute these values into (12.3). We have not yet considered the question of whether or not the Fourier series thus obtained is a valid representation of the periodic function $f(t)$. It should not be assumed that the existence of the coefficients a_n and b_n in itself implies that the associated series converges to the function $f(t)$.

A full discussion of the convergence of a Fourier series is beyond the scope of this book and we shall confine ourselves to simply stating a set of conditions which ensures that $f(t)$ has a convergent Fourier series expansion. These conditions, known as **Dirichlet's conditions**, may be stated in the form of Theorem 12.2.

Theorem 12.2 Dirichlet's conditions

If $f(t)$ is a bounded periodic function that in any period has

- (a) a finite number of isolated maxima and minima, and
- (b) a finite number of points of finite discontinuity

then the Fourier series expansion of $f(t)$ converges to $f(t)$ at all points where $f(t)$ is continuous and to the average of the right- and left-hand limits of $f(t)$ at points where $f(t)$ is discontinuous (that is, to the mean of the discontinuity).

end of theorem

Example 12.8

Give reasons why the functions

(a) $\frac{1}{3-t}$ (b) $\sin\left(\frac{1}{t-2}\right)$

do not satisfy Dirichlet's conditions in the interval $0 < t < 2\pi$.

- Solution**
- (a) The function $f(t) = 1/(3-t)$ has an infinite discontinuity at $t = 3$, which is within the interval, and therefore does not satisfy the condition that $f(t)$ must only have *finite* discontinuities within a period (that is, it is bounded).
 - (b) The function $f(t) = \sin[1/(t-2)]$ has an infinite number of maxima and minima in the neighbourhood of $t = 2$, which is within the interval, and therefore does not satisfy the requirement that $f(t)$ must have only a finite number of isolated maxima and minima within one period.

The conditions of Theorem 12.2 are sufficient to ensure that a representative Fourier series expansion of $f(t)$ exists. However, they are not necessary conditions for convergence, and it does not follow that a representative Fourier series does not exist if they are not satisfied. Indeed, necessary conditions on $f(t)$ for the existence of a convergent Fourier series are not yet known. In practice, this does not cause any problems, since for almost all conceivable practical applications the functions that are encountered satisfy the conditions of Theorem 12.2 and therefore have representative Fourier series.

Another issue of importance in practical applications is the rate of convergence of a Fourier series, since this is an indication of how many terms must be taken in the expansion in order to obtain a realistic approximation to the function $f(t)$ it represents. Obviously, this is determined by the coefficients a_n and b_n of the Fourier series and the manner in which these decrease as n increases.

In an example, such as Example 12.1, in which the function $f(t)$ is only piecewise-continuous, exhibiting jump discontinuities, the Fourier coefficients decrease as $1/n$, and it may be necessary to include a large number of terms to obtain an adequate approximation to $f(t)$. In an example, such as Example 12.3, in which the function is a continuous function but has discontinuous first derivatives (owing to the sharp corners), the Fourier coefficients decrease as $1/n^2$, and so one would expect the series

to converge more rapidly. Indeed, this argument applies in general, and we may summarize as follows:

- (a) if $f(t)$ is only piecewise-continuous then the coefficients in its Fourier series representation decrease as $1/n$;
- (b) if $f(t)$ is continuous everywhere but has discontinuous first derivatives then the coefficients in its Fourier series representation decrease as $1/n^2$;
- (c) if $f(t)$ and all its derivatives up to that of the r th order are continuous but the $(r + 1)$ th derivative is discontinuous then the coefficients in its Fourier series representation decrease as $1/n^{r+2}$.

These observations are not surprising, since they simply tell us that the smoother the function $f(t)$, the more rapidly will its Fourier series representation converge.

To illustrate some of these issues related to convergence we return to Example 12.4, in which the Fourier series (12.21) was obtained as a representation of the square wave of Figure 12.7.

Since (12.21) is an infinite series, it is clearly not possible to plot a graph of the result. However, by considering finite partial sums, it is possible to plot graphs of approximations to the series. Denoting the sum of the first N terms in the infinite series by $f_N(t)$, that is

$$f_N(t) = \frac{4}{\pi} \sum_{n=1}^N \frac{\sin(2n-1)t}{2n-1} \quad (12.28)$$

the graphs of $f_N(t)$ for $N = 1, 2, 3$ and 20 are as shown in Figure 12.11. It can be seen that at points where $f(t)$ is continuous the approximation of $f(t)$ by $f_N(t)$ improves as N increases, confirming that the series converges to $f(t)$ at all such points. It can also be

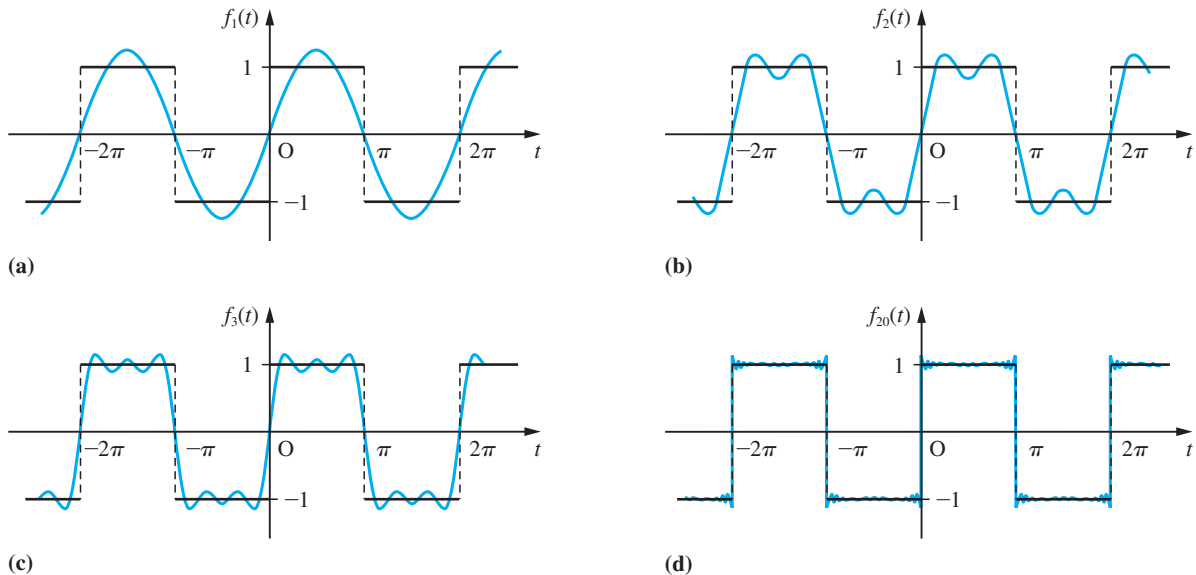


Figure 12.11 Plots of $f_N(t)$ for a square wave: (a) $N = 1$; (b) 2; (c) 3; (d) 20.

seen that at points of discontinuity of $f(t)$, which occur at $t = \pm n\pi$ ($n = 0, 1, 2, \dots$), the series converges to the mean value of the discontinuity, which in this particular example is $\frac{1}{2}(-1 + 1) = 0$. As a consequence, the equality sign in (12.21) needs to be interpreted carefully. Although such use may be acceptable, in the sense that the series converges to $f(t)$ for values of t where $f(t)$ is continuous, this is not so at points of discontinuity. To overcome this problem, the symbol \sim (read as ‘behaves as’ or ‘represented by’) rather than $=$ is frequently used in the Fourier series representation of a function $f(t)$, so that (12.21) is often written as

$$f(t) \sim \sum_{n=1}^{\infty} \frac{\sin(2n-1)t}{2n-1}$$

In the companion text *Advanced Modern Engineering Mathematics* it is shown that the Fourier series converges to $f(t)$ in the sense that the integral of the square of the difference between $f(t)$ and $f_N(t)$ is minimized and tends to zero as $N \rightarrow \infty$.

We note that convergence of the Fourier series is slowest near a point of discontinuity, such as the one that occurs at $t = 0$. Although the series does converge to the mean value of the discontinuity (namely zero) at $t = 0$, there is, as indicated in Figure 12.11(d), an undershoot at $t = 0^-$ (that is, just to the left of $t = 0$) and an overshoot at $t = 0^+$ (that is, just to the right of $t = 0$). This non-smooth convergence of the Fourier series leading to the occurrence of an undershoot and an overshoot at points of discontinuity of $f(t)$ is a characteristic of all Fourier series representing discontinuous functions, not only that of the square wave of Example 12.4, and is known as **the Gibbs phenomenon** after the American physicist J. Willard Gibbs (1839–1903). The magnitude of the undershoot/overshoot does not diminish as $N \rightarrow \infty$ in (12.28), but simply gets ‘sharper’ and ‘sharper’, tending to a spike. In general, the magnitude of the undershoot and overshoot together amounts to about 18% of the magnitude of the discontinuity (that is, the difference in the values of the function $f(t)$ to the left and right of the discontinuity). It is important that the existence of this phenomenon be recognized, since in certain practical applications these spikes at discontinuities have to be suppressed by using appropriate smoothing factors.



To reproduce the plots of Figure 12.11 and see how the series converges as N increases, use the following MATLAB commands:

```
t=pi/100*[-300:300];
f=0;
T=[-3*pi -2*pi -2*pi -pi -pi 0 0 pi pi 2*pi 2*pi 3*pi];
y=[-1 -1 1 1 -1 -1 1 1 -1 -1 1 1];
for n=1:20
f=f+4/pi*sin((2*n-1)*t)/(2*n-1);
plot(T,y,t,f,[-3*pi 3*pi],[0,0], 'k-', [0,0],
[-1.3 1.3], 'k-')
axis([-3*pi, 3*pi, -inf, inf]), pause
end
```

The `pause` command has been included to give an opportunity to view the plots at the end of each step. Press any key to proceed.

Theoretically, we can use the series (12.21) to obtain an approximation to π . This is achieved by taking $t = \frac{1}{2}\pi$, when $f(t) = 1$; (12.21) then gives

$$1 = \frac{4}{\pi} \sum_{n=1}^{\infty} \frac{\sin \frac{1}{2}(2n-1)\pi}{2n-1}$$

leading to

$$\pi = 4\left(1 - \frac{1}{3} + \frac{1}{5} - \frac{1}{7} + \dots\right) = 4 \sum_{n=1}^{\infty} \frac{(-1)^{n+1}}{2n-1}$$

For practical purposes, however, this is not a good way of obtaining an approximation to π , because of the slow rate of convergence of the series.

12.2.9 Exercises



Check evaluation of the integrals using MATLAB whenever possible.

- 1 In each of the following a periodic function $f(t)$ of period 2π is specified over one period. In each case sketch a graph of the function for $-4\pi \leq t \leq 4\pi$ and obtain a Fourier series representation of the function.

$$(a) f(t) = \begin{cases} -\pi & (-\pi < t < 0) \\ t & (0 < t < \pi) \end{cases}$$

$$(b) f(t) = \begin{cases} t + \pi & (-\pi < t < 0) \\ 0 & (0 < t < \pi) \end{cases}$$

$$(c) f(t) = 1 - \frac{t}{\pi} \quad (0 \leq t \leq 2\pi)$$

$$(d) f(t) = \begin{cases} 0 & (-\pi \leq t \leq -\frac{1}{2}\pi) \\ 2 \cos t & (-\frac{1}{2}\pi \leq t \leq \frac{1}{2}\pi) \\ 0 & (\frac{1}{2}\pi \leq t \leq \pi) \end{cases}$$

$$(e) f(t) = \cos \frac{1}{2}t \quad (-\pi < t < \pi)$$

$$(f) f(t) = |t| \quad (-\pi < t < \pi)$$

$$(g) f(t) = \begin{cases} 0 & (-\pi \leq t \leq 0) \\ 2t - \pi & (0 < t \leq \pi) \end{cases}$$

$$(h) f(t) = \begin{cases} -t + e^t & (-\pi \leq t < 0) \\ t + e^t & (0 \leq t < \pi) \end{cases}$$

- 2 Obtain the Fourier series expansion of the periodic function $f(t)$ of period 2π defined over the period $0 \leq t \leq 2\pi$ by

$$f(t) = (\pi - t)^2 \quad (0 \leq t \leq 2\pi)$$

Use the Fourier series to show that

$$\frac{1}{12}\pi^2 = \sum_{n=1}^{\infty} \frac{(-1)^{n+1}}{n^2}$$

- 3 The charge $q(t)$ on the plates of a capacitor at time t is as shown in Figure 12.12. Express $q(t)$ as a Fourier series expansion.

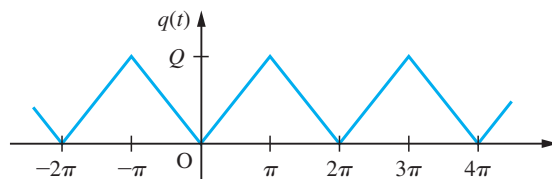


Figure 12.12 Plot of the charge $q(t)$ in Question 3.

- 4 The clipped response of a half-wave rectifier is the periodic function $f(t)$ of period 2π defined over the period $0 \leq t \leq 2\pi$ by

$$f(t) = \begin{cases} 5 \sin t & (0 \leq t \leq \pi) \\ 0 & (\pi \leq t \leq 2\pi) \end{cases}$$

Express $f(t)$ as a Fourier series expansion.

- 5 Show that the Fourier series representing the periodic function $f(t)$, where

$$f(t) = \begin{cases} \pi^2 & (-\pi < t < 0) \\ (t - \pi)^2 & (0 < t < \pi) \end{cases}$$

$$f(t + 2\pi) = f(t)$$

is

$$f(t) = \frac{2}{3}\pi^2 + \sum_{n=1}^{\infty} \left[\frac{2}{n^2} \cos nt + \frac{(-1)^n}{n} \pi \sin nt \right] - \frac{4}{\pi} \sum_{n=1}^{\infty} \frac{\sin(2n-1)t}{(2n-1)^3}$$

Use this result to show that

$$(a) \sum_{n=1}^{\infty} \frac{1}{n^2} = \frac{1}{6}\pi^2 \quad (b) \sum_{n=1}^{\infty} \frac{(-1)^{n+1}}{n^2} = \frac{1}{12}\pi^2$$

- 6** A periodic function $f(t)$ of period 2π is defined within the domain $0 \leq t \leq \pi$ by

$$f(t) = \begin{cases} t & (0 \leq t \leq \frac{1}{2}\pi) \\ \pi - t & (\frac{1}{2}\pi \leq t \leq \pi) \end{cases}$$

Sketch a graph of $f(t)$ for $-2\pi < t < 4\pi$ for the two cases where

- (a) $f(t)$ is an even function;
 (b) $f(t)$ is an odd function.

Find the Fourier series expansion that represents the even function for all values of t , and use it to show that

$$\frac{1}{8}\pi^2 = \sum_{n=1}^{\infty} \frac{1}{(2n-1)^2}$$

- 7** A periodic function $f(t)$ of period 2π is defined within the period $0 \leq t \leq 2\pi$ by

$$f(t) = \begin{cases} 2 - t/\pi & (0 \leq t \leq \pi) \\ t/\pi & (\pi \leq t \leq 2\pi) \end{cases}$$

Draw a graph of the function for $-4\pi \leq t \leq 4\pi$ and obtain its Fourier series expansion.

By replacing t by $t - \frac{1}{2}\pi$ in your answer, show that the periodic function $f(t - \frac{1}{2}\pi) - \frac{3}{2}$ is represented by a sine series of odd harmonics.

12.2.10 Functions of period T

Although all the results have been related to periodic functions having period T , all the examples we have considered so far have involved periodic functions of period 2π . This was done primarily for ease of manipulation in determining the Fourier coefficients while becoming acquainted with Fourier series. As mentioned earlier (see Section 12.2.4), functions having unit frequency (that is, of period 2π) are rarely encountered in practice, and in this section we consider examples of periodic functions having periods other than 2π .

Example 12.9

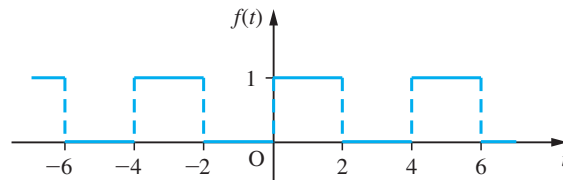
A periodic function $f(t)$ of period 4 (that is, $f(t+4) = f(t)$) is defined in the range $-2 < t < 2$ by

$$f(t) = \begin{cases} 0 & (-2 < t < 0) \\ 1 & (0 < t < 2) \end{cases}$$

Sketch a graph of $f(t)$ for $-6 \leq t \leq 6$ and obtain a Fourier series expansion for the function.

Solution A graph of $f(t)$ for $-6 \leq t \leq 6$ is shown in Figure 12.13.

Figure 12.13
The function $f(t)$ of Example 12.9.



Taking $T = 4$ in (12.11) and (12.12), we have

$$a_0 = \frac{1}{2} \int_{-2}^2 f(t) dt = \frac{1}{2} \left(\int_{-2}^0 0 dt + \int_0^2 1 dt \right) = 1$$

$$\begin{aligned} a_n &= \frac{1}{2} \int_{-2}^2 f(t) \cos \frac{1}{2} n \pi t dt \quad (n = 1, 2, 3, \dots) \\ &= \frac{1}{2} \left(\int_{-2}^0 0 dt + \int_0^2 \cos \frac{1}{2} n \pi t dt \right) = 0 \end{aligned}$$

and

$$\begin{aligned} b_n &= \frac{1}{2} \int_{-2}^2 f(t) \sin \frac{1}{2} n \pi t dt \quad (n = 1, 2, 3, \dots) \\ &= \frac{1}{2} \left(\int_{-2}^0 0 dt + \int_0^2 \sin \frac{1}{2} n \pi t dt \right) = \frac{1}{n\pi} (1 - \cos n\pi) = \frac{1}{n\pi} [1 - (-1)^n] \\ &= \begin{cases} 0 & (\text{even } n) \\ 2/n\pi & (\text{odd } n) \end{cases} \end{aligned}$$

Thus, from (12.10), the Fourier series expansion of $f(t)$ is

$$\begin{aligned} f(t) &= \frac{1}{2} + \frac{2}{\pi} \left(\sin \frac{1}{2} \pi t + \frac{1}{3} \sin \frac{3}{2} \pi t + \frac{1}{5} \sin \frac{5}{2} \pi t + \dots \right) \\ &= \frac{1}{2} + \frac{2}{\pi} \sum_{n=1}^{\infty} \frac{1}{2n-1} \sin \frac{1}{2} (2n-1) \pi t \end{aligned}$$

Example 12.10

A periodic function $f(t)$ of period 2 is defined by

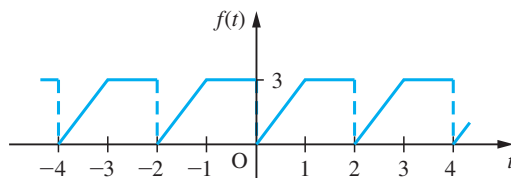
$$f(t) = \begin{cases} 3t & (0 < t < 1) \\ 3 & (1 < t < 2) \end{cases}$$

$$f(t+2) = f(t)$$

Sketch a graph of $f(t)$ for $-4 \leq t \leq 4$ and determine a Fourier series expansion for the function.

Solution A graph of $f(t)$ for $-4 \leq t \leq 4$ is shown in Figure 12.14.

Figure 12.14
The function $f(t)$
of Example 12.10.



Taking $T = 2$ in (12.11) and (12.12), we have

$$\begin{aligned}
 a_0 &= \frac{2}{2} \int_0^2 f(t) dt = \int_0^1 3t dt + \int_1^2 3 dt = \frac{9}{2} \\
 a_n &= \frac{2}{2} \int_0^2 f(t) \cos \frac{n\pi t}{1} dt \quad (n = 1, 2, 3, \dots) \\
 &= \int_0^1 3t \cos n\pi t dt + \int_1^2 3 \cos n\pi t dt \\
 &= \left[\frac{3t \sin n\pi t}{n\pi} + \frac{3 \cos n\pi t}{(n\pi)^2} \right]_0^1 + \left[\frac{3 \sin n\pi t}{n\pi} \right]_1^2 \\
 &= \frac{3}{(n\pi)^2} (\cos n\pi - 1) \\
 &= \begin{cases} 0 & (\text{even } n) \\ -6/(n\pi)^2 & (\text{odd } n) \end{cases}
 \end{aligned}$$

and

$$\begin{aligned}
 b_n &= \frac{2}{2} \int_0^2 f(t) \sin \frac{n\pi t}{1} dt \quad (n = 1, 2, 3, \dots) \\
 &= \int_0^1 3t \sin n\pi t dt + \int_1^2 3 \sin n\pi t dt \\
 &= \left[-\frac{3 \cos n\pi t}{n\pi} + \frac{3 \sin n\pi t}{(n\pi)^2} \right]_0^1 + \left[-\frac{3 \cos n\pi t}{n\pi} \right]_1^2 = -\frac{3}{n\pi} \cos 2n\pi = -\frac{3}{n\pi}
 \end{aligned}$$

Thus, from (12.10), the Fourier series expansion of $f(t)$ is

$$\begin{aligned}
 f(t) &= \frac{9}{4} - \frac{6}{\pi^2} (\cos \pi t + \frac{1}{9} \cos 3\pi t + \frac{1}{25} \cos 5\pi t + \dots) \\
 &\quad - \frac{3}{\pi} (\sin \pi t + \frac{1}{2} \sin 2\pi t + \frac{1}{3} \sin 3\pi t + \dots) \\
 &= \frac{9}{4} - \frac{6}{\pi^2} \sum_{n=1}^{\infty} \frac{\cos(2n-1)\pi t}{(2n-1)^2} - \frac{3}{\pi} \sum_{n=1}^{\infty} \frac{\sin n\pi t}{n}
 \end{aligned}$$

12.2.11 Exercises

- 8 Find a Fourier series expansion of the periodic function

$$f(t) = t \quad (-l < t < l)$$

$$f(t + 2l) = f(t)$$

- 9 A periodic function $f(t)$ of period $2l$ is defined over one period by

$$f(t) = \begin{cases} -\frac{K}{l}(l+t) & (-l < t < 0) \\ \frac{K}{l}(l-t) & (0 < t < l) \end{cases}$$

Determine its Fourier series expansion and illustrate graphically for $-3l < t < 3l$.

- 10 A periodic function of period 10 is defined within the period $-5 < t < 5$ by

$$f(t) = \begin{cases} 0 & (-5 < t < 0) \\ 3 & (0 < t < 5) \end{cases}$$

Determine its Fourier series expansion and illustrate graphically for $-12 < t < 12$.

- 11 Passing a sinusoidal voltage $A \sin \omega t$ through a half-wave rectifier produces the clipped sine wave shown in Figure 12.15. Determine a Fourier series expansion of the rectified wave.

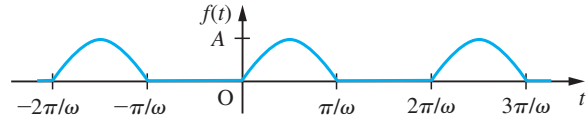


Figure 12.15 Rectified sine wave of Question 11.

- 12 Obtain a Fourier series expansion of the periodic function

$$f(t) = t^2 \quad (-T < t < T)$$

$$f(t + 2T) = f(t)$$

and illustrate graphically for $-3T < t < 3T$.

- 13 Determine a Fourier series representation of the periodic voltage $e(t)$ shown in Figure 12.16.

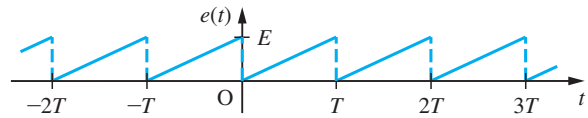


Figure 12.16 Voltage $e(t)$ of Question 13.

12.3 Functions defined over a finite interval

One of the requirements of Fourier's theorem is that the function to be expanded be periodic. Therefore a function $f(t)$ that is not periodic cannot have a Fourier series representation that converges to it for all values of t . However, we can obtain a Fourier series expansion that represents a *non-periodic* function $f(t)$ that is defined only over a finite time interval $0 \leq t \leq \tau$. This is a facility that is frequently used to solve problems in practice, particularly boundary-value problems involving partial differential equations, such as the consideration of heat flow along a bar or the vibrations of a string. Various forms of Fourier series representations of $f(t)$, valid only in the interval $0 \leq t \leq \tau$, are possible, including series consisting of cosine terms only or series consisting of sine terms only. To obtain these, various periodic extensions of $f(t)$ are formulated.

12.3.1 Full-range series

Suppose the given function $f(t)$ is defined only over the finite time interval $0 \leq t \leq \tau$. Then, to obtain a full-range Fourier series representation of $f(t)$ (that is, a series consisting of both cosine and sine terms), we define the **periodic extension** $\phi(t)$ of

$f(t)$ by

$$\phi(t) = f(t) \quad (0 < t < \tau)$$

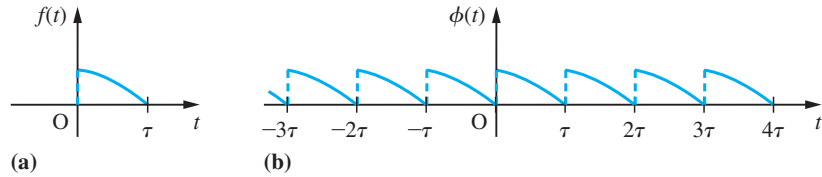
$$\phi(t + \tau) = \phi(t)$$

The graphs of a possible $f(t)$ and its periodic extension $\phi(t)$ are shown in Figures 12.17(a) and (b) respectively.

Provided that $f(t)$ satisfies Dirichlet's conditions in the interval $0 \leq t \leq \tau$, the new function $\phi(t)$, of period τ , will have a convergent Fourier series expansion. Since, within the particular period $0 < t < \tau$, $\phi(t)$ is identical to $f(t)$, it follows that this Fourier series expansion of $\phi(t)$ will be representative of $f(t)$ within this interval.

Figure 12.17

Graphs of a function defined only over (a) a finite interval $0 \leq t \leq \tau$ and (b) its periodic extension.



Example 12.11

Find a full-range Fourier series expansion of $f(t) = t$ valid in the finite interval $0 < t < 4$. Draw graphs of both $f(t)$ and the periodic function represented by the Fourier series obtained.

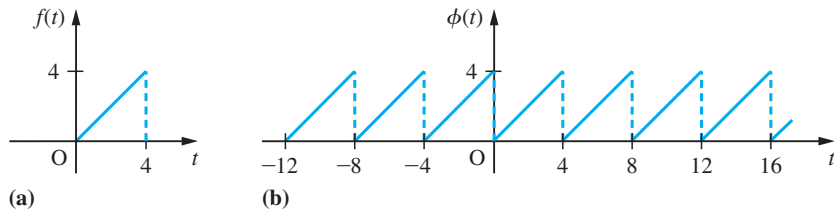
Solution Define the periodic function $\phi(t)$ by

$$\phi(t) = f(t) = t \quad (0 < t < 4)$$

$$\phi(t + 4) = \phi(t)$$

Figure 12.18

The functions $f(t)$ and $\phi(t)$ of Example 12.11.



Then the graphs of $f(t)$ and its periodic extension $\phi(t)$ are as shown in Figures 12.18(a) and (b) respectively. Since $\phi(t)$ is a periodic function with period 4, it has a convergent Fourier series expansion. Taking $T = 4$ in (12.11) and (12.12), the Fourier coefficients are determined as

$$a_0 = \frac{1}{2} \int_0^4 f(t) dt = \frac{1}{2} \int_0^4 t dt = 4$$

$$a_n = \frac{1}{2} \int_0^4 f(t) \cos \frac{1}{2} n\pi t dt \quad (n = 1, 2, 3, \dots)$$

$$= \frac{1}{2} \int_0^4 t \cos \frac{1}{2} n\pi t dt = \frac{1}{2} \left[\frac{2t}{n\pi} \sin \frac{1}{2} n\pi t + \frac{4}{(n\pi)^2} \cos \frac{1}{2} n\pi t \right]_0^4 = 0$$

and

$$\begin{aligned} b_n &= \frac{1}{2} \int_0^4 f(t) \sin \frac{1}{2} n \pi t \, dt \quad (n = 1, 2, 3, \dots) \\ &= \frac{1}{2} \int_0^4 t \sin \frac{1}{2} n \pi t \, dt = \frac{1}{2} \left[-\frac{2t}{n\pi} \cos \frac{1}{2} n \pi t + \frac{4}{(n\pi)^2} \sin \frac{1}{2} n \pi t \right]_0^4 = -\frac{4}{n\pi} \end{aligned}$$

Thus, by (12.10), the Fourier series expansion of $\phi(t)$ is

$$\begin{aligned} \phi(t) &= 2 - \frac{4}{\pi} \left(\sin \frac{1}{2} \pi t + \frac{1}{2} \sin \pi t + \frac{1}{3} \sin \frac{3}{2} \pi t + \frac{1}{4} \sin 2t + \frac{1}{5} \sin \frac{5}{2} \pi t + \dots \right) \\ &= 2 - \frac{4}{\pi} \sum_{n=1}^{\infty} \frac{1}{n} \sin \frac{1}{2} n \pi t \end{aligned}$$

Since $\phi(t) = f(t)$ for $0 < t < 4$, it follows that this Fourier series is representative of $f(t)$ within this interval, so that

$$f(t) = t = 2 - \frac{4}{\pi} \sum_{n=1}^{\infty} \frac{1}{n} \sin \frac{1}{2} n \pi t \quad (0 < t < 4) \quad (12.29)$$

It is important to appreciate that this series converges to t only within the interval $0 < t < 4$. For values of t outside this interval it converges to the periodic extended function $\phi(t)$. Again convergence is to be interpreted in the sense of Theorem 12.2, so that at the end points $t = 0$ and $t = 4$ the series does not converge to t but to the mean of the discontinuity in $\phi(t)$, namely the value 2.

12.3.2 Half-range cosine and sine series

Rather than develop the periodic extension $\phi(t)$ of $f(t)$ as in the previous section, it is possible to formulate periodic extensions that are either even or odd functions, so that the resulting Fourier series of the extended periodic functions consist either of cosine terms only or sine terms only.

For a function $f(t)$ defined only over the finite interval $0 \leq t \leq \tau$ its **even periodic extension** $F(t)$ is the even periodic function defined by

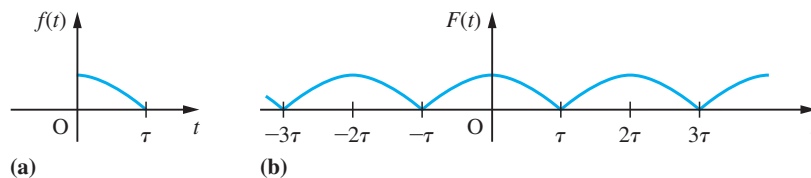
$$F(t) = \begin{cases} f(t) & (0 < t < \tau) \\ f(-t) & (-\tau < t < 0) \end{cases}$$

$$F(t + 2\tau) = f(t)$$

As an illustration, the even periodic extension $F(t)$ of the function $f(t)$ shown in Figure 12.17(a) (redrawn in Figure 12.19(a)) is shown in Figure 12.19(b).

Figure 12.19

- (a) A function $f(t)$.
(b) Its even periodic extension $F(t)$.



Provided that $f(t)$ satisfies Dirichlet's conditions in the interval $0 < t < \tau$, since it is an even function of period 2τ , it follows from Section 12.2.5 that the even periodic extension $F(t)$ will have a convergent Fourier series representation consisting of cosine terms only and given by

$$F(t) = \frac{1}{2}a_0 + \sum_{n=1}^{\infty} a_n \cos \frac{n\pi t}{\tau} \quad (12.30)$$

where

$$a_n = \frac{2}{\tau} \int_0^{\tau} f(t) \cos \frac{n\pi t}{\tau} dt \quad (n = 0, 1, 2, \dots) \quad (12.31)$$

Since, within the particular interval $0 < t < \tau$, $F(t)$ is identical to $f(t)$, it follows that the series (12.30) also converges to $f(t)$ within this interval.

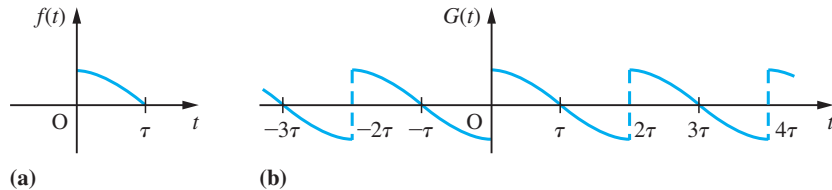
For a function $f(t)$ defined only over the finite interval $0 \leq t \leq \tau$, its **odd periodic extension** $G(t)$ is the odd periodic function defined by

$$G(t) = \begin{cases} f(t) & (0 < t < \tau) \\ -f(-t) & (-\tau < t < 0) \end{cases}$$

$$G(t + 2\tau) = G(t)$$

Again, as an illustration, the odd periodic extension $G(t)$ of the function $f(t)$ shown in Figure 12.17(a) (redrawn in Figure 12.20(a)) is shown in Figure 12.20(b).

Figure 12.20
(a) A function $f(t)$.
(b) Its odd periodic extension $G(t)$.



Provided that $f(t)$ satisfies Dirichlet's conditions in the interval $0 < t < \tau$, since it is an odd function of period 2τ , it follows from Section 12.2.5 that the odd periodic extension $G(t)$ will have a convergent Fourier series representation consisting of sine terms only and given by

$$G(t) = \sum_{n=1}^{\infty} b_n \sin \frac{n\pi t}{\tau} \quad (12.32)$$

where

$$b_n = \frac{2}{\tau} \int_0^{\tau} f(t) \sin \frac{n\pi t}{\tau} dt \quad (n = 1, 2, 3, \dots) \quad (12.33)$$

Again, since, within the particular interval $0 < t < \tau$, $G(t)$ is identical to $f(t)$, it follows that the series (12.32) also converges to $f(t)$ within this interval.

We note that both the even and odd periodic extensions $F(t)$ and $G(t)$ are of period 2τ , which is twice the length of the interval over which $f(t)$ is defined. However, the resulting Fourier series (12.30) and (12.32) are based only on the function $f(t)$, and for this reason are called the **half-range Fourier series expansions** of $f(t)$. In particular, the even half-range expansion $F(t)$, (12.30), is called the **half-range cosine series expansion** of $f(t)$, while the odd half-range expansion $G(t)$, (12.32), is called the **half-range sine series expansion** of $f(t)$.

Example 12.12

For the function $f(t) = t$ defined only in the interval $0 < t < 4$, and considered in Example 12.11, obtain

- a half-range cosine series expansion;
- a half-range sine series expansion.

Draw graphs of $f(t)$ and of the periodic functions represented by the two series obtained for $-20 < t < 20$.

Solution (a) **Half-range cosine series.** Define the periodic function $F(t)$ by

$$F(t) = \begin{cases} f(t) = t & (0 < t < 4) \\ f(-t) = -t & (-4 < t < 0) \end{cases}$$

$$F(t + 8) = F(t)$$

Then, since $F(t)$ is an even periodic function with period 8, it has a convergent Fourier series expansion given by (12.30). Taking $\tau = 4$ in (12.31), we have

$$\begin{aligned} a_0 &= \frac{2}{4} \int_0^4 f(t) dt = \frac{1}{2} \int_0^4 t dt = 4 \\ a_n &= \frac{2}{4} \int_0^4 f(t) \cos \frac{1}{4} n\pi t dt \quad (n = 1, 2, 3, \dots) \\ &= \frac{1}{2} \int_0^4 t \cos \frac{1}{4} n\pi t dt = \frac{1}{2} \left[\frac{4t}{n\pi} \sin \frac{1}{4} n\pi t + \frac{16}{(n\pi)^2} \cos \frac{1}{4} n\pi t \right]_0^4 \\ &= \frac{8}{(n\pi)^2} (\cos n\pi - 1) = \begin{cases} 0 & (\text{even } n) \\ -16/(n\pi)^2 & (\text{odd } n) \end{cases} \end{aligned}$$

Then, by (12.30), the Fourier series expansion of $F(t)$ is

$$F(t) = 2 - \frac{16}{\pi^2} \left(\cos \frac{1}{4} \pi t + \frac{1}{3^2} \cos \frac{3}{4} \pi t + \frac{1}{5^2} \cos \frac{5}{4} \pi t + \dots \right)$$

or

$$F(t) = 2 - \frac{16}{\pi^2} \sum_{n=1}^{\infty} \frac{1}{(2n-1)^2} \cos \frac{1}{4}(2n-1)\pi t$$

Since $F(t) = f(t)$ for $0 < t < 4$, it follows that this Fourier series is representative of $f(t)$ within this interval. Thus the half-range cosine series expansion of $f(t)$ is

$$f(t) = t = 2 - \frac{16}{\pi^2} \sum_{n=1}^{\infty} \frac{1}{(2n-1)^2} \cos \frac{1}{4}(2n-1)\pi t \quad (0 < t < 4) \quad (12.34)$$

(b) **Half-range sine series.** Define the periodic function $G(t)$ by

$$G(t) = \begin{cases} f(t) = t & (0 < t < 4) \\ -f(-t) = t & (-4 < t < 0) \end{cases}$$

$$G(t+8) = G(t)$$

Then, since $G(t)$ is an odd periodic function with period 8, it has a convergent Fourier series expansion given by (12.32). Taking $\tau = 4$ in (12.33), we have

$$\begin{aligned} b_n &= \frac{2}{4} \int_0^4 f(t) \sin \frac{1}{4}n\pi t \, dt \quad (n = 1, 2, 3, \dots) \\ &= \frac{1}{2} \int_0^4 t \sin \frac{1}{4}n\pi t \, dt = \frac{1}{2} \left[-\frac{4t}{n\pi} \cos \frac{1}{4}n\pi t + \frac{16}{(n\pi)^2} \sin \frac{1}{4}n\pi t \right]_0^4 \\ &= -\frac{8}{n\pi} \cos n\pi = -\frac{8}{n\pi} (-1)^n \end{aligned}$$

Thus, by (12.32), the Fourier series expansion of $G(t)$ is

$$G(t) = \frac{8}{\pi} (\sin \frac{1}{4}\pi t - \frac{1}{2} \sin \frac{1}{2}\pi t + \frac{1}{3} \sin \frac{3}{4}\pi t - \dots)$$

or

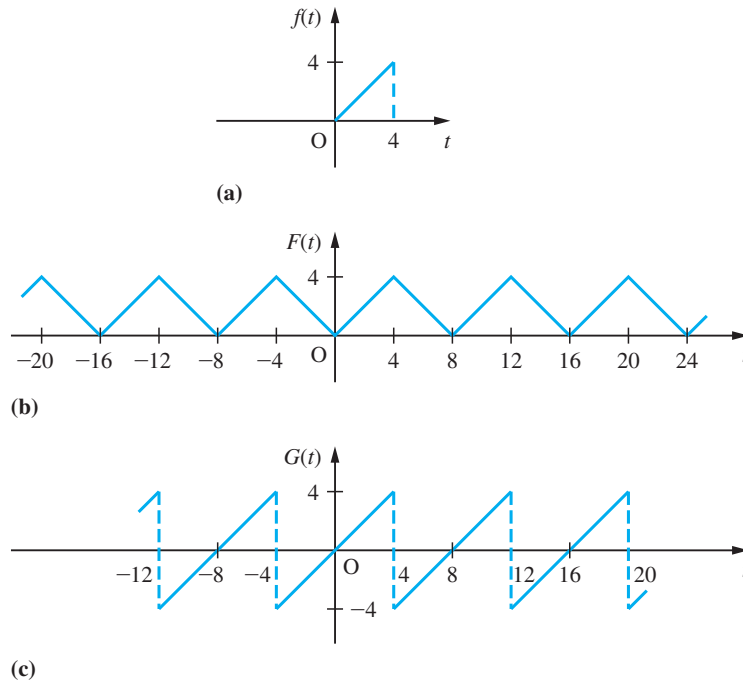
$$G(t) = \frac{8}{\pi} \sum_{n=1}^{\infty} \frac{(-1)^{n+1}}{n} \sin \frac{1}{4}n\pi t$$

Since $G(t) = f(t)$ for $0 < t < 4$, it follows that this Fourier series is representative of $f(t)$ within this interval. Thus the half-range sine series expansion of $f(t)$ is

$$f(t) = t = \frac{8}{\pi} \sum_{n=1}^{\infty} \frac{(-1)^{n+1}}{n} \sin \frac{1}{4}n\pi t \quad (0 < t < 4) \quad (12.35)$$

Graphs of the given function $f(t)$ and of the even and odd periodic expansions $F(t)$ and $G(t)$ are given in Figures 12.21(a), (b) and (c) respectively.

Figure 12.21
The functions $f(t)$,
 $F(t)$ and $G(t)$ of
Example 12.12.



It is important to realize that the three different Fourier series representations (12.29), (12.34) and (12.35) are representative of the function $f(t) = t$ only within the defined interval $0 < t < 4$. Outside this interval the three Fourier series converge to the three different functions $\phi(t)$, $F(t)$ and $G(t)$, illustrated in Figures 12.18(b), 12.21(b) and 12.21(c) respectively.

12.3.3 Exercises

- 14 Show that the half-range Fourier sine series expansion of the function $f(t) = 1$, valid for $0 < t < \pi$, is

$$f(t) = \frac{4}{\pi} \sum_{n=1}^{\infty} \frac{\sin(2n-1)t}{2n-1} \quad (0 < t < \pi)$$

Sketch the graphs of both $f(t)$ and the periodic function represented by the series expansion for $-3\pi < t < 3\pi$.

- 15 Determine the half-range cosine series expansion of the function $f(t) = 2t - 1$, valid for $0 < t < 1$. Sketch the graphs of both $f(t)$ and the periodic function represented by the series expansion for $-2 < t < 2$.

- 16 The function $f(t) = 1 - t^2$ is to be represented by a Fourier series expansion over the finite interval $0 < t < 1$. Obtain a suitable

- (a) full-range series expansion;
(b) half-range sine series expansion;
(c) half-range cosine series expansion.

Draw graphs of $f(t)$ and of the periodic functions represented by each of the three series for $-4 < t < 4$.

- 17 A function $f(t)$ is defined by

$$f(t) = \pi t - t^2 \quad (0 \leq t \leq \pi)$$

and is to be represented by either a half-range Fourier sine series or a half-range Fourier cosine series. Find both of these series and sketch the graphs of the functions represented by them for $-2\pi < t < 2\pi$.

- 18 A tightly stretched, flexible, uniform string has its ends fixed at the points $x = 0$ and $x = l$. The

midpoint of the string is displaced a distance a , as shown in Figure 12.22. If $f(x)$ denotes the displaced profile of the string, express $f(x)$ as a Fourier series expansion consisting only of sine terms.

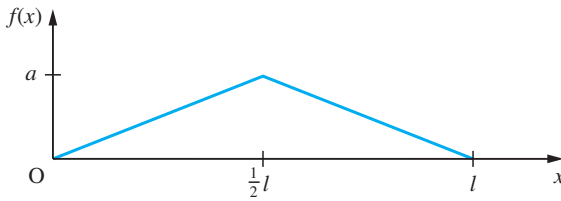


Figure 12.22 Displaced string of Question 18.

- 19 Repeat Question 18 for the case where the displaced profile of the string is as shown in Figure 12.23.

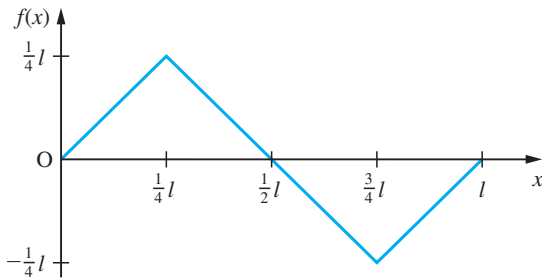


Figure 12.23 Displaced string of Question 19.

- 20 A function $f(t)$ is defined on $0 \leq t \leq \pi$ by

$$f(t) = \begin{cases} \sin t & (0 \leq t < \frac{1}{2}\pi) \\ 0 & (\frac{1}{2}\pi \leq t \leq \pi) \end{cases}$$

Find a half-range Fourier series expansion of $f(t)$ on this interval. Sketch a graph of the function represented by the series for $-2\pi \leq t \leq 2\pi$.

- 21 A function $f(t)$ is defined on the interval $-l \leq x \leq l$ by

$$f(x) = \frac{A}{l}(|x| - l)$$

Obtain a Fourier series expansion of $f(x)$ and sketch a graph of the function represented by the series for $-3l \leq x \leq 3l$.

- 22 The temperature distribution $T(x)$ at a distance x , measured from one end, along a bar of length L is given by

$$T(x) = Kx(L - x) \quad (0 \leq x \leq L), \quad K = \text{constant}$$

Express $T(x)$ as a Fourier series expansion consisting of sine terms only.

- 23 Find the Fourier series expansion of the function $f(t)$ valid for $-1 < t < 1$, where

$$f(t) = \begin{cases} 1 & (-1 < t < 0) \\ \cos \pi t & (0 < t < 1) \end{cases}$$

To what value does this series converge when $t = 1$?

12.4 Differentiation and integration of Fourier series

It is inevitable that the desire to obtain the derivative or the integral of a Fourier series will arise in some applications. Since the smoothing effects of the integration process tend to eliminate discontinuities, whereas the process of differentiation has the opposite effect, it is not surprising that the integration of a Fourier series is more likely to be possible than its differentiation. We shall not pursue the theory in depth here; rather we shall state, without proof, two theorems concerned with the term-by-term integration and differentiation of Fourier series, and make some observations on their use.

12.4.1 Integration of a Fourier series

Theorem 12.3

A Fourier series expansion of a periodic function $f(t)$ that satisfies Dirichlet's conditions may be integrated term by term, and the integrated series converges to the integral of the function $f(t)$.

end of theorem

According to this theorem, if $f(t)$ satisfies Dirichlet's conditions in the interval $-\pi \leq t \leq \pi$ and has a Fourier series expansion

$$f(t) = \frac{1}{2}a_0 + \sum_{n=1}^{\infty} (a_n \cos nt + b_n \sin nt)$$

then for $-\pi \leq t_1 < t \leq \pi$

$$\begin{aligned} \int_{t_1}^t f(t) dt &= \int_{t_1}^t \frac{1}{2}a_0 dt + \sum_{n=1}^{\infty} \int_{t_1}^t (a_n \cos nt + b_n \sin nt) dt \\ &= \frac{1}{2}a_0(t - t_1) + \sum_{n=1}^{\infty} \left[\frac{b_n}{n} (\cos nt_1 - \cos nt) + \frac{a_n}{n} (\sin nt - \sin nt_1) \right] \end{aligned}$$

Because of the presence of the term $\frac{1}{2}a_0 t$ on the right-hand side, this is clearly not a Fourier series expansion of the integral on the left-hand side. However, the result can be rearranged to be a Fourier series expansion of the function

$$g(t) = \int_{t_1}^t f(t) dt - \frac{1}{2}a_0 t$$

Example 12.13 serves to illustrate this process. Note also that the Fourier coefficients in the new Fourier series are $-b_n/n$ and a_n/n , so, from the observations made in Section 12.2.8, the integrated series converges faster than the original series for $f(t)$. If the given function $f(t)$ is piecewise-continuous, rather than continuous, over the interval $-\pi \leq t \leq \pi$ then care must be taken to ensure that the integration process is carried out properly over the various subintervals. Again, Example 12.14 serves to illustrate this point.

Example 12.13

From Example 12.5, the Fourier series expansion of the function

$$f(t) = t^2 \quad (-\pi \leq t \leq \pi), \quad f(t + 2\pi) = f(t)$$

is

$$t^2 = \frac{1}{3}\pi^2 + 4 \sum_{n=1}^{\infty} \frac{(-1)^n \cos nt}{n^2} \quad (-\pi \leq t \leq \pi)$$

Integrating this result between the limits $-\pi$ and t gives

$$\int_{-\pi}^t t^2 dt = \int_{-\pi}^t \frac{1}{3}\pi^2 dt + 4 \sum_{n=1}^{\infty} \int_{-\pi}^t \frac{(-1)^n \cos nt}{n^2} dt$$

that is,

$$\frac{1}{3}t^3 = \frac{1}{3}\pi^2 t + 4 \sum_{n=1}^{\infty} \frac{(-1)^n \sin nt}{n^3} \quad (-\pi \leq t \leq \pi)$$

Because of the term $\frac{1}{3}\pi^2 t$ on the right-hand side, this is clearly not a Fourier series expansion. However, rearranging, we have

$$t^3 - \pi^2 t = 12 \sum_{n=1}^{\infty} \frac{(-1)^n \sin nt}{n^2}$$

and now the right-hand side may be taken to be the Fourier series expansion of the function

$$g(t) = t^3 - \pi^2 t \quad (-\pi \leq t \leq \pi)$$

$$g(t + 2\pi) = g(t)$$

Example 12.14

Integrate term by term the Fourier series expansion obtained in Example 12.4 for the square wave

$$f(t) = \begin{cases} -1 & (-\pi < t < 0) \\ 1 & (0 < t < \pi) \end{cases}$$

$$f(t + 2\pi) = f(t)$$

illustrated in Figure 12.7.

Solution From (12.21), the Fourier series expansion for $f(t)$ is

$$f(t) = \frac{4}{\pi} \sum_{n=1}^{\infty} \frac{\sin(2n-1)t}{2n-1}$$

We now need to integrate between the limits $-\pi$ and t and, owing to the discontinuity in $f(t)$ at $t = 0$, we must consider separately values of t in the intervals $-\pi < t < 0$ and $0 < t < \pi$.

Case (i), interval $-\pi < t < 0$. Integrating (12.21) term by term, we have

$$\int_{-\pi}^t (-1) dt = \frac{4}{\pi} \sum_{n=1}^{\infty} \int_{-\pi}^t \frac{\sin(2n-1)t}{(2n-1)} dt$$

that is,

$$\begin{aligned} -(t + \pi) &= -\frac{4}{\pi} \sum_{n=1}^{\infty} \left[\frac{\cos(2n-1)t}{(2n-1)^2} \right]_{-\pi}^t \\ &= -\frac{4}{\pi} \left[\sum_{n=1}^{\infty} \frac{\cos(2n-1)t}{(2n-1)^2} + \sum_{n=1}^{\infty} \frac{1}{(2n-1)^2} \right] \end{aligned}$$

It can be shown that

$$\sum_{n=1}^{\infty} \frac{1}{(2n-1)^2} = \frac{1}{8}\pi^2$$

(see Exercises 12.2.9, Question 6), so that the above simplifies to

$$-t = \frac{1}{2}\pi - \frac{4}{\pi} \sum_{n=1}^{\infty} \frac{\cos(2n-1)t}{(2n-1)^2} \quad (-\pi < t < 0) \quad (12.36)$$

Case (ii), interval $0 < t < \pi$. Integrating (12.21) term by term, we have

$$\int_{-\pi}^0 (-1)dt + \int_0^t 1dt = \frac{4}{\pi} \sum_{n=1}^{\infty} \int_{-\pi}^t \frac{\sin(2n-1)t}{(2n-1)} dt$$

giving

$$t = \frac{1}{2}\pi - \frac{4}{\pi} \sum_{n=1}^{\infty} \frac{\cos(2n-1)t}{(2n-1)^2} \quad (0 < t < \pi) \quad (12.37)$$

Taking (12.36) and (12.37) together, we find that the function

$$g(t) = |t| = \begin{cases} -t & (-\pi < t < 0) \\ t & (0 < t < \pi) \end{cases}$$

$$g(t + 2\pi) = g(t)$$

has a Fourier series expansion

$$g(t) = |t| = \frac{1}{2}\pi - \frac{4}{\pi} \sum_{n=1}^{\infty} \frac{\cos(2n-1)t}{(2n-1)^2}$$

12.4.2 Differentiation of a Fourier series

Theorem 12.4

If $f(t)$ is a periodic function that satisfies Dirichlet's conditions then its derivative $f'(t)$, wherever it exists, may be found by term-by-term differentiation of the Fourier series of $f(t)$ if and only if the function $f(t)$ is continuous everywhere and the function $f'(t)$ has a Fourier series expansion (that is, $f'(t)$ satisfies Dirichlet's conditions).

It follows from Theorem 12.4 that if the Fourier series expansion of $f(t)$ is differentiable term by term then $f(t)$ must be periodic at the end points of a period (owing to the condition that $f(t)$ must be continuous everywhere). Thus, for example, if we are dealing with a function $f(t)$ of period 2π and defined in the range $-\pi < t < \pi$ then we must have $f(-\pi) = f(\pi)$. To illustrate this point, consider the Fourier series expansion of the function

$$f(t) = t \quad (-\pi < t < \pi)$$

$$f(t + 2\pi) = f(t)$$

which, from Example 12.7, is given by

$$f(t) = 2(\sin t - \frac{1}{2} \sin 2t + \frac{1}{3} \sin 3t - \frac{1}{4} \sin 4t + \dots)$$

Differentiating term by term, we have

$$f'(t) = 2(\cos t - \cos 2t + \cos 3t - \cos 4t + \dots)$$

If this differentiation process is valid then $f'(t)$ must be equal to unity for $-\pi < t < \pi$. Clearly this is not the case, since the series on the right-hand side does not converge for any value of t . This follows since the n th term of the series is $2(-1)^{n+1} \cos nt$ and does not tend to zero as $n \rightarrow \infty$.

If $f(t)$ is continuous everywhere and has a Fourier series expansion

$$f(t) = \frac{1}{2}a_0 + \sum_{n=1}^{\infty} (a_n \cos nt + b_n \sin nt)$$

then, from Theorem 12.4, provided that $f'(t)$ satisfies the required conditions, its Fourier series expansion is

$$f'(t) = \sum_{n=1}^{\infty} (nb_n \cos nt - na_n \sin nt)$$

In this case the Fourier coefficients of the derived expansion are nb_n and na_n , so, in contrast to the integrated series, the derived series will converge more slowly than the original series expansion for $f(t)$.

Example 12.15

Consider the process of differentiating term by term the Fourier series expansion of the function

$$f(t) = t^2 \quad (-\pi \leq t \leq \pi), \quad f(t + 2\pi) = f(t)$$

Solution From Example 12.5, the Fourier series expansion of $f(t)$ is

$$t^2 = \frac{1}{3}\pi^2 + 4 \sum_{n=1}^{\infty} \frac{(-1)^n \cos nt}{n^2} \quad (-\pi \leq t \leq \pi)$$

Since $f(t)$ is continuous within and at the end points of the interval $-\pi \leq t \leq \pi$, we may apply Theorem 12.4 to obtain

$$t = 2 \sum_{n=1}^{\infty} \frac{(-1)^{n+1} \sin nt}{n} \quad (-\pi \leq t \leq \pi)$$

which conforms to the Fourier series expansion obtained for the function

$$f(t) = t \quad (-\pi < t < \pi), \quad f(t + 2\pi) = f(t)$$

in Example 12.7.

12.4.3 Exercises

24 Show that the periodic function

$$f(t) = t \quad (-T < t < T)$$

$$f(t + 2T) = f(t)$$

has a Fourier series expansion

$$f(t) = \frac{2T}{\pi} \left(\sin \frac{\pi t}{T} - \frac{1}{2} \sin \frac{2\pi t}{T} + \frac{1}{3} \sin \frac{3\pi t}{T} - \frac{1}{4} \sin \frac{4\pi t}{T} + \dots \right)$$

By term-by-term integration of this series, show that the periodic function

$$g(t) = t^2 \quad (-T < t < T)$$

$$g(t + 2T) = g(t)$$

has a Fourier series expansion

$$g(t) = \frac{1}{3}T^2 - \frac{4T^2}{\pi^2} \left(\cos \frac{\pi t}{T} - \frac{1}{2^2} \cos \frac{2\pi t}{T} + \frac{1}{3^2} \cos \frac{3\pi t}{T} - \frac{1}{4^2} \cos \frac{4\pi t}{T} + \dots \right)$$

(Hint: A constant of integration must be introduced; it may be evaluated as the mean value over a period.)

25 The periodic function

$$h(t) = \pi^2 - t^2 \quad (-\pi < t < \pi)$$

$$h(t + 2\pi) = h(t)$$

has a Fourier series expansion

$$h(t) = \frac{2}{3}\pi^2 + 4\left(\cos t - \frac{1}{2^2} \cos 2t + \frac{1}{3^2} \cos 3t \dots\right)$$

By term-by-term differentiation of this series, confirm the series obtained for $f(t)$ in Question 24 for the case when $T = \pi$.

26 (a) Suppose that the derivative $f'(t)$ of a periodic function $f(t)$ of period 2π has a Fourier series expansion

$$f'(t) = \frac{1}{2}A_0 + \sum_{n=1}^{\infty} A_n \cos nt + \sum_{n=1}^{\infty} B_n \sin nt$$

Show that

$$A_0 = \frac{1}{n}[f(\pi^-) - f(-\pi^+)]$$

$$A_n = (-1)^n A_0 + n b_n$$

$$B_n = -n a_n$$

where a_0 , a_n and b_n are the Fourier coefficients of the function $f(t)$.

(b) In Example 12.7 we saw that the periodic function

$$f(t) = t^2 + t \quad (-\pi < t < \pi)$$

$$f(t + 2\pi) = f(t)$$

has a Fourier series expansion

$$f(t) = \frac{1}{3}\pi^2 + \sum_{n=1}^{\infty} \frac{4}{n^2} (-1)^n \cos nt - \sum_{n=1}^{\infty} \frac{2}{n} (-1)^n \sin nt$$

Differentiate this series term by term, and explain why it is not a Fourier expansion of the periodic function

$$g(t) = 2t + 1 \quad (-\pi < t < \pi)$$

$$g(t + 2\pi) = g(t)$$

(c) Use the results of (a) to obtain the Fourier series expansion of $g(t)$ and confirm your solution by direct evaluation of the coefficients using Euler's formulae.

12.5 Engineering application: analysis of a slider–crank mechanism

Figure 12.24(a) represents a slider–crank mechanism. The crank OP rotates about O , and P is connected to Q , which is constrained so that it slides along OB . A special case when $OP = 1$ m and $PQ = 3$ m is shown in Figure 12.24(b). The distance OQ is x when the angle QOP is θ and is given by (see Example 2.44)

$$x(\theta) = \cos\theta + \sqrt{9 - \sin^2\theta}$$

Here we recap the work of Section 8.12 and extend it to illustrate a general result concerning Fourier series.

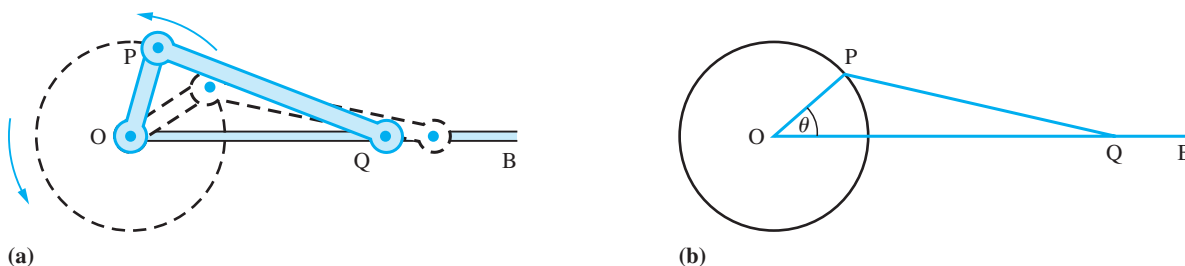


Figure 12.24 Slider–crank mechanism.

It is clear, both from the basic geometry of the mechanism and from the formula for x , that $x(\theta)$ is an even periodic function. This implies that it can be represented by a Fourier series of the form

$$x(\theta) = a_0 + a_1 \cos\theta + a_2 \cos 2\theta + a_3 \cos 3\theta + \dots$$

Such mechanisms usually form parts of larger pieces of equipment, so it is important to know the sizes of the coefficients a_k during the design process to avoid dangerous motions due to resonance.

The process of obtaining the values of the coefficients a_k is called harmonic analysis. Truncating the Fourier series, we can obtain an approximation to $x(\theta)$ in the form

$$x(\theta) \approx a_0 + a_1 \cos\theta + a_2 \cos 2\theta + a_3 \cos 3\theta + a_4 \cos 4\theta$$

We wish to determine the values of a_0, \dots, a_4 so that we obtain the best approximation possible. We achieve this by choosing a_0, \dots, a_4 in such a way that the total squared error over a complete period is a minimum. Because $x(\theta)$ is an even function, this simplifies to finding the values of a_0, \dots, a_4 that minimize the integral

$$I(a_0, a_1, a_2, a_3, a_4) = \int_0^\pi [a_0 + a_1 \cos\theta + a_2 \cos 2\theta + a_3 \cos 3\theta + a_4 \cos 4\theta - x(\theta)]^2 d\theta$$

Thus we want a_0, \dots, a_4 such that

$$\frac{\partial I}{\partial a_k} = 0 \quad (k = 0, 1, \dots, 4)$$

Taking the case $k = 0$, this yields

$$\int_0^\pi 2[a_0 + a_1 \cos\theta + a_2 \cos 2\theta + a_3 \cos 3\theta + a_4 \cos 4\theta - x(\theta)] d\theta = 0$$

which reduces to

$$\int_0^{\pi} [a_0 - x(\theta)]d\theta = 0$$

on using the integration properties of $\cos k\theta$ on $(0, \pi)$ for $k = 1, \dots, 4$. Thus

$$\int_0^{\pi} a_0 d\theta = \int_0^{\pi} x(\theta) d\theta$$

giving

$$a_0 = \frac{1}{\pi} \int_0^{\pi} [\cos\theta + \sqrt{9 - \sin^2\theta}]d\theta = \frac{2}{\pi} \int_0^{\pi/2} \sqrt{9 - \sin^2\theta}d\theta$$

on using the symmetry properties of the integrand about $x = \frac{1}{2}\pi$. This integral has to be evaluated numerically, and, using the trapezium rule, we obtain the value $a_0 = 2.9148$.

Similarly, $\partial I / \partial a_1 = 0$ gives

$$\int_0^{\pi} [2a_0 + a_1 \cos\theta + a_2 \cos 2\theta + a_3 \cos 3\theta + a_4 \cos 4\theta - x(\theta)] \cos\theta d\theta = 0$$

which reduces to

$$\int_0^{\pi} [a_1 \cos^2\theta - x(\theta) \cos\theta]d\theta = 0$$

Thus

$$\int_0^{\pi} a_1 \cos^2\theta d\theta = \int_0^{\pi} x(\theta) \cos\theta d\theta$$

which gives

$$\frac{1}{2}\pi a_1 = \int_0^{\pi} [\cos^2\theta + \cos\theta\sqrt{9 - \sin^2\theta}]d\theta = \frac{1}{2}\pi$$

on using the symmetry properties of the integrand. Thus $a_1 = 1$.

Continuing in the same fashion, we obtain

$$\int_0^{\pi} a_2 \cos^2 2\theta d\theta = \int_0^{\pi} x(\theta) \cos 2\theta d\theta$$

$$\int_0^{\pi} a_3 \cos^2 3\theta d\theta = \int_0^{\pi} x(\theta) \cos 3\theta d\theta$$

and

$$\int_0^{\pi} a_4 \cos^2 4\theta d\theta = \int_0^{\pi} x(\theta) \cos 4\theta d\theta$$

from which we deduce

$$a_2 = \frac{2}{\pi} \int_0^{\pi} \cos 2\theta \sqrt{9 - \sin^2 \theta} d\theta$$

$$a_3 = \frac{2}{\pi} \int_0^{\pi} \cos 3\theta \sqrt{9 - \sin^2 \theta} d\theta = 0$$

$$a_4 = \frac{2}{\pi} \int_0^{\pi} \cos 4\theta \sqrt{9 - \sin^2 \theta} d\theta$$

Calculating the integrals for a_2 and a_4 numerically, we obtain the ‘least squares approximation’ for $x(\theta)$ in the form

$$x(\theta) \approx 2.9148 + \cos \theta + 0.0858 \cos 2\theta - 0.0006 \cos 4\theta$$

We could continue the process to find a_5 and a_6 . Notice that the coefficients are just those found by the standard formulae for the coefficients of a Fourier series so that we do not have to go through the above minimizing process every time. Indeed the example can be generalized to show that the truncated Fourier series provides the ‘best’ approximation to a periodic function.



Using the trapezium rule the MATLAB commands

```
a = 0; b = pi/2; n = 8; h = (b - a)/n; x = (a:h:b);
y = 2.*((9 - (sin(x)).^2).^(1/2))./pi;
h*trapz(y)
```

return the answer 2.9148.

Likewise the commands

```
a = 0; b = pi; n = 8; h = (b-a)/n; x = (a:h:b);
y = 2.*cos(2.*x).*((9 - (sin(x)).^2).^(1/2))./pi;
h*trapz(y)
```

return the answer 0.0858.

And the commands

```
a = 0; b = pi; n = 8; h = (b - a)/n; x = (a:h:b);
y = 2.*cos(4.*x).*((9 - (sin(x)).^2).^(1/2))./pi;
h*trapz(y)
```

return the answer $-6.3119e - 004$.

Recall that this is the same as -6.3119×10^{-4} .

An interesting alternative approach is to attempt to evaluate the integrals in symbolic form. Using the Symbolic Math Toolbox the integrals can be evaluated symbolically, with some of the answers expressed in terms of elliptic functions. Using the *double* command, all answers can be expressed in numeric form. For example, considering the integral for a_0 the commands

```
syms x y
y = 2*cos(2*x)*sqrt(9 - (sin(x))^2)/pi;
int(y,0,pi);
double(ans)
```

return the answer 0.0858.

12.6 Review exercises (1–21)



Check your answers using MATLAB whenever possible.

- 1 A periodic function $f(t)$ is defined by

$$f(t) = \begin{cases} t^2 & (0 \leq t < \pi) \\ 0 & (\pi < t \leq 2\pi) \end{cases}$$

$$f(t + 2\pi) = f(t)$$

Obtain a Fourier series expansion of $f(t)$ and deduce that

$$\frac{1}{6}\pi^2 = \sum_{r=1}^{\infty} \frac{1}{r^2}$$

- 2 Determine the full-range Fourier series expansion of the even function $f(t)$ of period 2π defined by

$$f(t) = \begin{cases} \frac{2}{3}t & (0 \leq t \leq \frac{1}{3}\pi) \\ \frac{1}{3}(\pi - t) & (\frac{1}{3}\pi \leq t \leq \pi) \end{cases}$$

To what value does the series converge at $t = \frac{1}{3}\pi$?

- 3 A function $f(t)$ is defined for $0 \leq t \leq \frac{1}{2}T$ by

$$f(t) = \begin{cases} t & (0 \leq t \leq \frac{1}{4}T) \\ \frac{1}{2}T - t & (\frac{1}{4}T \leq t \leq \frac{1}{2}T) \end{cases}$$

Sketch odd and even functions that have a period T and are equal to $f(t)$ for $0 \leq t \leq \frac{1}{2}T$.

- (a) Find the half-range Fourier sine series of $f(t)$.
 (b) To what value will the series converge for $t = -\frac{1}{4}T$?
 (c) What is the sum of the following series?

$$S = \sum_{r=1}^{\infty} \frac{1}{(2r-1)^2}$$

- 4 The magnetomotive force, y , in the air gap of an alternator can be represented approximately by a graph of the form shown in Figure 12.25. Find a Fourier series for y , explaining beforehand, with reasons, any special characteristics you would expect to find. P is a constant amplitude.

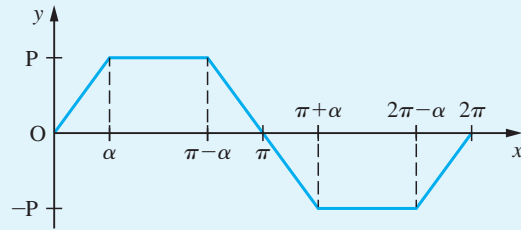


Figure 12.25 Data for $f(t)$ in Question 4.

- 5 Prove that if $g(x)$ is an odd function and $f(x)$ an even function of x , the product $g(x)[c + f(x)]$ is an odd function if c is a constant.

A periodic function with period 2π is defined by

$$F(\theta) = \frac{1}{12}\theta(\pi^2 - \theta^2)$$

in the interval $-\pi \leq \theta \leq \pi$. Show that the Fourier series representation of the function is

$$F(\theta) = \sum_{n=1}^{\infty} \frac{(-1)^{n+1}}{n^3} \sin n\theta$$

- 6 A repeating waveform of period 2π is described by

$$f(t) = \begin{cases} \pi + t & (-\pi \leq t \leq -\frac{1}{2}\pi) \\ -t & (-\frac{1}{2}\pi \leq t \leq \frac{1}{2}\pi) \\ t - \pi & (\frac{1}{2}\pi \leq t \leq \pi) \end{cases}$$

Sketch the waveform over the range $t = -2\pi$ to $t = 2\pi$ and find the Fourier series representation of $f(t)$, making use of any properties of the waveform that you can identify before any integration is performed.

- 7 A function $f(x)$ is periodic of period 2π and is defined by

$$f(x) = \begin{cases} -2x & (-\pi < x \leq 0) \\ 2x & (0 < x \leq \pi) \end{cases}$$

Sketch a graph of $f(x)$ from -2π to 3π and prove that

$$f(x) = \pi - \frac{8}{\pi} \sum_{n=0}^{\infty} \frac{1}{(2n+1)^2} \cos(2n+1)x$$

Hence show that

$$\frac{1}{8}\pi^2 = 1 + \sum_{n=1}^{\infty} \frac{1}{(2n+1)^2}$$

- 8 A function $f(x)$ of period 2π is defined in the interval $-\pi \leq x \leq \pi$ by

$$f(x) = \begin{cases} \frac{1}{2}\pi + x & (-\pi \leq x \leq 0) \\ \frac{1}{2}\pi - x & (0 \leq x \leq \pi) \end{cases}$$

Sketch a graph of $f(x)$ over the interval $-3\pi \leq x \leq 3\pi$. Express $f(x)$ as a Fourier series and from this deduce a numerical series for π .

- 9 A periodic function of period 2π is defined for $0 \leq x \leq 2\pi$ by

$$f(x) = \begin{cases} x & (0 \leq x \leq \frac{1}{2}\pi) \\ \frac{1}{2}\pi & (\frac{1}{2}\pi < x \leq \pi) \\ -\frac{1}{2}\pi & (\pi < x \leq \frac{3}{2}\pi) \\ x - 2\pi & (\frac{3}{2}\pi \leq x \leq 2\pi) \end{cases}$$

Sketch $f(x)$ for $-2\pi \leq x \leq 4\pi$ and show that its Fourier series representation is

$$f(x) = \left(1 + \frac{2}{\pi}\right) \sin x - \frac{1}{2} \sin 2x + \frac{1}{3} \left(1 - \frac{2}{3\pi}\right) \sin 3x - \frac{1}{4} \sin 4x + \dots$$

Express this series in a general form.

- 10 A waveform is defined by $V(t) = 10e^{-3t}$ for $0 \leq t < 0.4$ and $V(t) = V(t - 0.4)$ for all t . Sketch the graphs of V , dV/dt and $\int_0^t V dt$.

Express V as a Fourier series and show that the amplitude of the n th harmonic is about $2.22/n$.

- 11 A function $f(x)$ is defined in the interval $-1 \leq x \leq 1$ by

$$f(x) = \begin{cases} 1/2\varepsilon & (-\varepsilon < x < \varepsilon) \\ 0 & (-1 \leq x < -\varepsilon; \varepsilon < x \leq 1) \end{cases}$$

Sketch a graph of $f(x)$ and show that a Fourier series expansion of $f(x)$ valid in the interval $-1 \leq x \leq 1$ is given by

$$f(x) = \frac{1}{2} + \sum_{n=1}^{\infty} \frac{\sin n\pi\varepsilon}{n\pi\varepsilon} \cos n\pi x$$

- 12 Show that the half-range Fourier sine series for the function

$$f(t) = \left(1 - \frac{t}{\pi}\right)^2 \quad (0 \leq t \leq \pi)$$

is

$$f(t) = \sum_{n=1}^{\infty} \frac{2}{n\pi} \left\{1 - \frac{2}{n^2\pi^2} [1 - (-1)^n]\right\} \sin nt$$

- 13 Find a half-range Fourier sine and Fourier cosine series for $f(x)$ valid in the interval $0 < x < \pi$ when $f(x)$ is defined by

$$f(x) = \begin{cases} x & (0 \leq x \leq \frac{1}{2}\pi) \\ \pi - x & (\frac{1}{2}\pi \leq x \leq \pi) \end{cases}$$

Sketch the graph of the Fourier series obtained for $-2\pi < x \leq 2\pi$.

- 14 A function $f(x)$ is periodic of period 2π and is defined by $f(x) = e^x$ ($-\pi < x < \pi$). Sketch the graph of $f(x)$ from $x = -2\pi$ to $x = 2\pi$ and prove that

$$f(x) = \frac{2 \sinh \pi}{\pi} \left[\frac{1}{2} + \sum_{n=1}^{\infty} \frac{(-1)^n}{1+n^2} (\cos nx - n \sin nx) \right]$$

- 15 A function $f(t)$ is defined on $0 < t < \pi$ by

$$f(t) = \pi - t$$

Find

- (a) a half-range Fourier sine series, and
(b) a half-range Fourier cosine series

for $f(t)$ valid for $0 < t < \pi$.

Sketch the graphs of the functions represented by each series for $-2\pi < t < 2\pi$.

- 16 A periodic function $f(t)$ of period 2 is defined in the interval $-1 < t < 1$ by

$$f(t) = 1 - t^2$$

Sketch a graph of $f(t)$ for $-3 < t < 3$ and obtain a Fourier series expansion for it.

- 17 (a) Without actually finding the series, state what terms you would expect to find in the Fourier series for the following periodic functions of period 2π :

(i) $f(t) = \sin^2 t$, $-\pi \leq t \leq \pi$

$$(ii) f(t) = 3e^{-t}, \quad -\pi \leq t \leq \pi$$

$$(iii) f(t) = \begin{cases} 0, & -\pi < t < 0 \\ 1, & 0 < t < \pi \end{cases}$$

(b) Find, up to and including the term in $\cos 4t$, the Fourier half-range cosine series for the function defined by

$$f(t) = \begin{cases} t^2, & 0 < t < \pi/2 \\ 0, & \pi/2 < t < \pi \end{cases}$$

- 18 (a) A periodic function $f(t)$, of period 2π , is defined in $-\pi \leq t \leq \pi$ by

$$f(t) = \begin{cases} -t & (-\pi \leq t \leq 0) \\ t & (0 \leq t \leq \pi) \end{cases}$$

Obtain a Fourier series expansion for $f(t)$.

(b) By formally differentiating the series obtained in (a), obtain the Fourier series expansion of the periodic square wave

$$g(t) = \begin{cases} -1 & (-\pi < t < 0) \\ 0 & (t = 0) \\ 1 & (0 < t < \pi) \end{cases}$$

$$g(t + 2\pi) = g(t)$$

Check the validity of your result by determining directly the Fourier series expansion of $g(t)$.

- 19 The periodic waveform $f(t)$ shown in Figure 12.26 may be written as

$$f(t) = 1 + g(t)$$

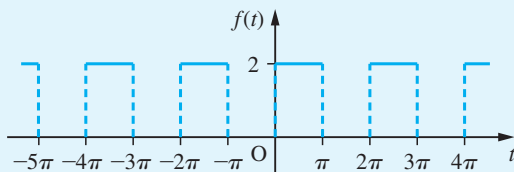


Figure 12.26 Waveform $f(t)$ of Question 19.

where $g(t)$ represents an odd function.

(a) Sketch the graph of $g(t)$.

(b) Obtain the Fourier series expansion for $g(t)$, and hence write down the Fourier series expansion for $f(t)$.

- 20 Show that the Fourier series

$$\frac{1}{2}\pi - \frac{4}{\pi} \sum_{n=1}^{\infty} \frac{\cos(2n-1)t}{(2n-1)^2}$$

represents the function $f(t)$, of period 2π , given by

$$f(t) = \begin{cases} t & (0 \leq t \leq \pi) \\ -t & (-\pi \leq t \leq 0) \end{cases}$$

Deduce that, apart from a transient component (that is, a complementary function that dies away as $t \rightarrow \infty$), the differential equation

$$\frac{dx}{dt} + x = f(t)$$

has the solution

$$x = \frac{1}{2}\pi - \frac{4}{\pi} \sum_{n=1}^{\infty} \frac{\cos(2n-1)t + (2n-1)\sin(2n-1)t}{(2n-1)^2[1 + (2n-1)^2]}$$

- 21 Show that if $f(t)$ is a periodic function of period 2π and

$$f(t) = \begin{cases} t/\pi & (0 < t < \pi) \\ (2\pi - t)/\pi & (\pi < t < 2\pi) \end{cases}$$

then

$$f(t) = \frac{1}{2} - \frac{4}{\pi^2} \sum_{n=0}^{\infty} \frac{\cos(2n+1)t}{(2n+1)^2}$$

Show also that, when ω is not an integer,

$$y = \frac{1}{2\omega^2}(1 - \cos \omega t) - \frac{4}{\pi^2} \sum_{n=1}^{\infty} \frac{\cos(2n+1)t - \cos \omega t}{(2n+1)^2[\omega^2 - (2n+1)^2]}$$

satisfies the differential equation

$$\frac{d^2y}{dt^2} + \omega^2y = f(t)$$

subject to the initial conditions $y = dy/dt = 0$ at $t = 0$.

13 Data Handling and Probability Theory

Chapter 13 Contents

13.1	Introduction	994
13.2	The raw material of statistics	995
13.3	Probabilities of random events	1009
13.4	Random variables	1022
13.5	Important practical distributions	1043
13.6	Engineering application: quality control	1061
13.7	Engineering application: clustering of rare events	1065
13.8	Review exercises (1–13)	1068

13.1 Introduction

Many events in our lives are subject to chance – by which we mean that they are not entirely predictable. To some extent, we can choose where we live and what sort of work we do, but even so we cannot be sure what sort of neighbours or workmates we shall have: noisy, generous, friendly and so on. In a similar way, experiments in all branches of science and engineering involve unpredictable outcomes that may be expressed either as a quality such as ‘turned green’ or ‘exploded’, or numerically in terms of mass, resistance or any standard unit. In contrast with everyday life, an ‘experiment’ is repeated many times, so that the limited predictability of the various outcomes can emerge as a pattern within the disorder. The subject of statistics is about extracting that pattern and drawing useful conclusions from it, and the theoretical foundation for this is contained in the theory of probability.

Engineers, in particular, are immersed in data throughout their working lives. The term ‘data’ is used rather loosely to refer to numerical information of all kinds, including for example the specification of a machine or part. For our present purposes, however, we shall use **data** to refer to the set of measured outcomes of an experiment. Engineering is a discipline founded upon experiment, and engineers need to know how to process their experimental data and how to assess the results of others’ experiments.

Engineering statistics is a collection of tools and techniques that are used to convert data into meaningful information in an engineering context. This information can take many forms. If the aim of an experiment is to inform the decision-making then the people conducting the experiment will have in mind a question to which they would like an answer, so statistical inference may be drawn to obtain information relevant to the pre-specified question. On the other hand, the aim of an experiment may be to calibrate an instrument or to measure some unknown quantity, where the information extracted from the experimental data would be numerical.

Graphical representation of the data enables the visualization of the distributions and identification of patterns, which make the message clear. However, there is often variability in the data – the conclusion (which relates directly to the purpose of the experiment) cannot be stated with 100% confidence. This issue is taken up in the companion text *Advanced Modern Engineering Mathematics*, where the mathematical methods of statistics are introduced to draw statistical inference, which enables a decision to be made in the presence of uncertainty. In the present chapter, we shall illustrate how data may be plotted, and then go on to cover essential probability theory, which is the theoretical foundation of statistical inference.

The statistical software R, which is freely available (<http://www.r-project.org>), is used in this chapter to produce graphical and numerical presentations of the data. Unlike some other statistical software, R is not menu driven; instead it requires the users to write and run their code. We supply R code for many of the plots, calculations and techniques discussed in this chapter.

13.2 The raw material of statistics

13.2.1 Experiments and sampling

A statistician requires data to work on, and data is usually obtained by experiment – but not any old experiment will do. The most common type of statistical experiment involves taking a **sample** from a **population** and drawing some conclusions about the whole population from the results for the sample. In general, in statistical work the population is the set of all items or all individuals with respect to certain characteristics of interest. A sample consists a subset of items or individuals drawn from the population. The size of the sample governs the confidence with which statements about the characteristics of the population can be made.

Ideally, the entire population would be studied, but this may be impractical for reasons of expense, ethics or destructiveness of tests:

- (a) *Expense*: the population may be too large or the cost per individual may be high.
- (b) *Ethics*: in medical experiments involving animals or people the aim is to use the smallest sample size that is compatible with obtaining a dependable result.
- (c) *Destructiveness*: destructive testing of components, for example breaking stress or lifetime, obviously precludes using the whole population.

The quality of the sample is also important. Imagine an opinion poll in which all the people interviewed were professional engineers. The results would be of interest to someone investigating the voting intentions of this particular group, but such a poll might be a poor indicator of the result of the next general election. Now imagine an opinion poll conducted in a large hall, with a microphone passed from person to person. The intimidating nature of this situation would prevent many respondents from giving a truthful answer, particularly if the poll involved politically, socially or morally sensitive issues. These two examples demonstrate the fundamental requirements of any sampling experiment, including an opinion poll: the sample must be **representative** and successive observations must be **independent**.

13.2.2 Data types

After gathering the data together, an initial step of the analysis is often to display it graphically. A proper choice of graphs depends on the nature of the data. In general, data falls into two different categories, qualitative or quantitative. Qualitative data includes the description or characteristics that cannot be numerically measured. For example, whether a machine is operational, the experiment is a success or failure, suppliers for an engine, and so on. Quantitative data contains information that can be measured numerically. This can include continuous data or discrete data. Continuous data can take any values continuously defined within a specific range, for example the running time in minutes of an engine. Discrete data can only take particular values, and there can be either an infinite or a finite number of those values, but each value is distinct and does not connect to other values, for example the number of operational machines, the number of defective parts from a supplier, and so on.

13.2.3 Graphs for qualitative data

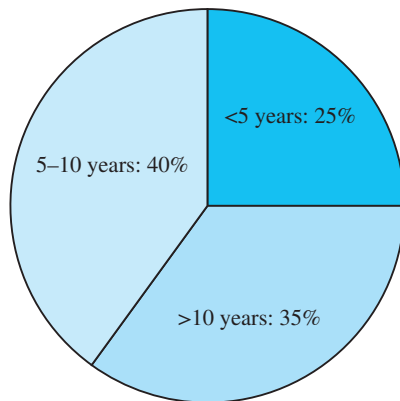
Qualitative data is often displayed by a bar graph or pie chart. For example, Figure 13.1 contains count data describing the age in years of an engine from 100 randomly selected machines in a factory. The number of defective engines by age group is given in the last column.

Figure 13.2(a) shows the pie chart for engines in three different age groups. The percentages of engines falling into each age group are shown. In a similar way, Figure 13.2(b) shows the pie chart for defective engines by age group. The areas shown are proportionate to the percentage of engines in each age group.

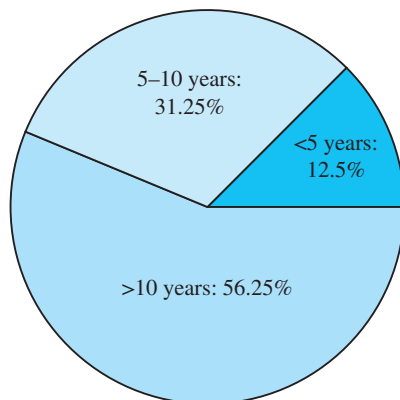
Figure 13.1
Engine age data.

<i>Engine age</i>	<i>Count</i>	<i>Defective</i>
<5 years	25	2
5–10 years	40	5
>10 years	35	9

Figure 13.2
Pie chart: (a) engines by age classes; (b) defective engines by age classes.



(a)



(b)



We can reproduce the pie charts in Figure 13.2 using the following R code:

```
# 13.2.3 Graphs for qualitative data
# Input Data
# number of engines in each of the three age groups
x <- c(25, 40, 35)

# number of defective engines in each of the three age
# groups
x_d <- c(2, 5, 9)

# age groups
group <- c("<5 years", "5-10 years", ">10 years")

# Pie chart of engines by age groups
x/sum(x) # percentage of engine by age groups
labels <- c("<5 years: 25%", "5-10 years: 40%", ">10
years: 35%") # label the age groups
pie(x, labels = "", col=c("deepskyblue", "lightblue1",
"lightblue2" )) # no labels
# Now you can add the labels separately. There are 3
# categories so you will need locator(3) in this example.
# By calling pos = 4 text is placed to the right of the
# point where you click
text(locator(3), labels, pos = 4)

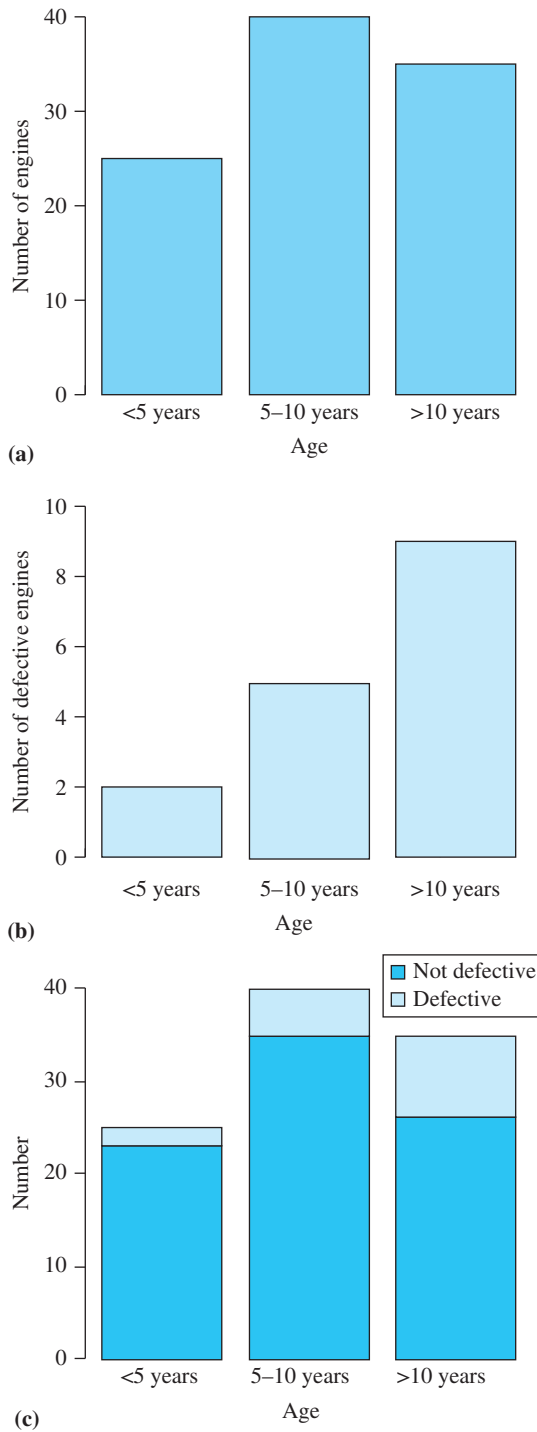
# Pie chart of defective engines by age groups
x_d/sum(x_d) # percentage of defective engine by age groups
labels_d <- c("<5 years: \n 12.5%", "5-10 years: \n
31.25%", ">10 years: 56.25%") # label the age groups
pie(x_d, labels, , cex=1.5) # produce the pie chart,
# with enlarged text for labels of age groups
pie(x_d, labels="", col=c("deepskyblue", "lightblue1",
"lightblue2" )) # produce the pie chart with no labels

# Now you can add the labels separately.
text(locator(3), labels_d, pos = 4)
```

Figures 13.3(a) and (b) show the number of engines and defective engines by age group, respectively. Whilst the width of each bar is typically the same, the height of each bar indicates the number of engines in each age group. Figure 13.3(c) shows the stacked bar plots, where each bar consists of two sections, with the lower section indicating non-defective engines and the upper section indicating defective engines. The length of the lower section and upper section of a bar corresponds to the number of non-defective engines and defective engines, respectively.

Figure 13.3

Bar plots of engine age: (a) total number of engines; (b) total number of defective engines; (c) stacked bar plot.





We can produce the bar plots in Figure 13.3 using the following R code:

```
# Bar plot of engines by age groups
barplot(x,xlab="Age", ylab="Number of engines", border=
"black", col="skyblue", names.arg=group)

# Bar plot of defective engines by age groups
barplot(x_d,ylim=c(0,10), xlab="Age", ylab="Number of
defective engines", border= "black", col="lightblue1",
names.arg=group)

# number of non-defective engines and defective engines
data <- rbind(x-x_d, x_d)
# create a data frame
data<-data.frame(data)
# Define column names
names(data) <- c("<5 years", "5-10 years", ">10 years")

barplot(as.matrix(data), ylim=c(0, 42), xlab="Age",
ylab="Number",border =c("black", "black"),
col=c("deepskyblue", "lightblue1")) # produce a bar plot

# Place legend in the bar plot.
# Legend appears in the location of (x=2.5, y= 42) with
# text scaled to 90%
legend(2.5, 42, c("Not defective","Defective"),fill =
c("deepskyblue","lightblue1"), cex=0.9)
```

13.2.4 Histograms of quantitative data

Computer packages are often very useful for displaying data. For example, Figure 13.4 contains some data describing the performance of two prototype car engines: a series of running times (in minutes at constant speed on 1 litre of standard fuel) and ambient temperatures at the times of the tests, for each engine. Two questions that are easy to state, and which might be answerable from this data, are

- (a) Is the fuel consumption of one engine different from that of the other?
- (b) Does fuel consumption depend upon ambient temperature?

These questions are actually related, as can be seen in *Advanced Modern Engineering Mathematics*, where this example is discussed at some length. For the moment, we shall see what can be learned just by plotting the data.

The number of engines in each class is displayed in Figure 13.5 for running times and in Figure 13.6 for ambient temperatures. The right brackets used to denote the end points of the interval are not inclusive, while the left square brackets that denote the start points are inclusive.

Figure 13.4

Car engine test data.

<i>Engine A</i>				<i>Engine B</i>			
<i>Time</i>	<i>Temp.</i>	<i>Time</i>	<i>Temp.</i>	<i>Time</i>	<i>Temp.</i>	<i>Time</i>	<i>Temp.</i>
27.7	24	24.1	7	24.9	13	24.3	17
24.3	25	23.1	14	21.4	19	24.5	16
23.7	18	23.4	16	24.1	18	26.1	18
22.1	15	23.1	9	27.5	19	27.7	14
21.8	19	24.1	14	27.5	21	24.3	19
24.7	16	28.6	23	25.7	17	26.1	5
23.4	17	20.2	14	24.9	17	24.0	17
21.6	14	25.7	18	23.3	19	24.9	18
24.5	18	24.6	18	22.5	21	26.7	23
26.1	20	24.0	12	28.5	12	27.3	28
24.8	15	24.9	18	25.9	17	23.9	18
23.7	15	21.9	20	26.9	13	23.1	10
25.0	22	25.1	16	27.7	17	25.5	25
26.9	18	25.7	16	25.4	23	24.9	22
23.7	19	23.5	11	25.3	30	25.9	16

Figure 13.5

Frequency for running times.

<i>Class range</i>	<i>Number of observations for engine A</i>	<i>Number of observations for engine B</i>
[20, 21)	1	0
[21, 22)	3	1
[22–23)	1	1
[23–24)	8	3
[24–25)	9	9
[25–26)	4	6
[26–27)	2	4
[27–28)	1	5
[28–29)	1	1

Figure 13.6

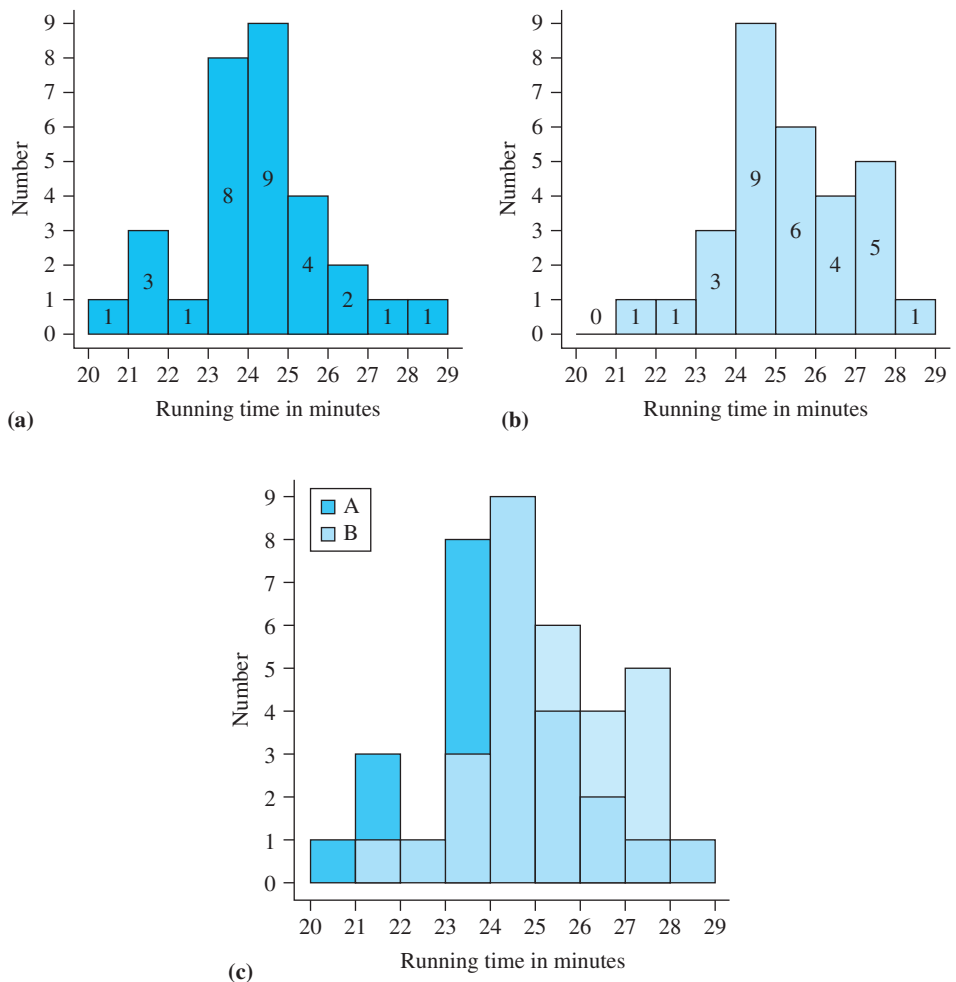
Frequency for ambient temperatures.

<i>Class range</i>	<i>Number of observations for engine A</i>	<i>Number of observations for engine B</i>
[5, 7.5)	1	1
[7.5, 10)	1	0
[10, 12.5)	2	2
[12.5, 15)	4	3
[15, 17.5)	8	8
[17.5, 20)	8	8
[20, 22.5)	3	3
[22.5, 25)	2	2
[25, 27.5)	1	1
[27.5, 30)	0	1
[30, 32.5)	0	1

The first thing to observe is that the measured running times are rather erratic, even taking temperature into account. The six tests of engine A at 18°C produced results ranging from 23.7 min to 26.9 min. This situation is typical, and is not necessarily the result of sloppy experimental practice or inaccurate equipment (though such failings should not be condoned where they are easily avoided). There are practical limitations on the design and conduct of experiments that preclude making measurements to ultimate precision, and mean that certain causal factors that might influence the results are not measured at all. In this series of engine tests the actual quantity of fuel would have varied a little around 1 litre, the condition of the engine oil would have been different from one test to another, and so on.

Figures 13.7(a) and (b) are **histograms** of the running times for engines A and B respectively, with the number of engines belonging to each class of running time explicitly displayed on each bar of the histograms. The data has been grouped into classes, and the height of each bar indicates the number in the class. The number of engines in each class is displayed in Figure 13.5 for running times and in Figure 13.6 for ambient temperatures. The right parentheses used to denote the end points of the interval are

Figure 13.7
Histograms of running times: (a) engine A; (b) engine B; (c) overlaid.



not inclusive, while the left square brackets used to denote the start points are inclusive. Values falling on a boundary are counted in the upper class. The width of each bar is the same, and is chosen to reveal the overall shape of the data. A histogram with too many small classes is very erratic, whereas one with too few large classes has no structure. It is typical for a histogram to span the data with about eight to ten classes.



Figure 13.7 histograms of running times can be reproduced by the following R code:

```
# Data in Figure 13.4 Car engine test data

# Input data for running times of engine A
time_A <- c(27.7, 24.3, 23.7, 22.1, 21.8, 24.7, 23.4,
21.6, 24.5, 26.1, 24.8, 23.7, 25.0, 26.9, 23.7, 24.1,
23.1, 23.4, 23.1, 24.1, 28.6, 20.2, 25.7, 24.6, 24.0,
24.9, 21.9, 25.1, 25.7, 23.5)

# Input data for running times of engine B
time_B <- c(24.9, 21.4, 24.1, 27.5, 27.5, 25.7, 24.9,
23.3, 22.5, 28.5, 25.9, 26.9, 27.7, 25.4, 25.3, 24.3,
24.5, 26.1, 27.7, 24.3, 26.1, 24.0, 24.9, 26.7, 27.3,
23.9, 23.1, 25.5, 24.9, 25.9)

# Input data for ambient temperatures of engine A
temp_A <- c(24, 25, 18, 15, 19, 16, 17, 14, 18, 20, 15,
15, 22, 18, 19, 7, 14, 16, 9, 14, 23, 14, 18, 18, 12,
18, 20, 16, 16, 11)

# Input data for ambient temperatures of engine B
temp_B <- c(13, 19, 18, 19, 21, 17, 17, 19, 21, 12, 17,
13, 17, 23, 30, 17, 16, 18, 14, 19, 5, 17, 18, 23, 28,
18, 10, 25, 22, 16)

# combine the running times from engines A and B into one
# variable
time <- c(time_A, time_B)

# combine the ambient temperatures from engines A and B
# into one variable
temp <- c(temp_A, temp_B)

# Generate a variable to indicate engine types
engine <- c(rep("A", 30), rep("B", 30))

# Store the information into a data frame:
data <- data.frame(time, temp, engine)

# Histogram of running times for engine A. Set the class
# boundaries as 19.99, 20.99, 21.99, 22.99, 23.99, 24.99,
# 25.99, 26.99, 27.99, 28.99
h<-hist(time_A, breaks=seq(19.99,28.99,1),
border="black", col="deepskyblue", axes=F, main="",
ylab="Number", xlab="Running time in minutes")

# Define the X-axis
axis(side=1, at=seq(20,29,1))
```

```
# Define the Y-axis
axis(side=2, at=seq(0,9,1))

# Join the X and Y axes
box(bty = "l")
# Display the number of engines in each class
text(h$mids,h$counts/4,labels=h$counts, adj=c(0.5, -0.5))

# Histogram of running times for engine B

data_B <- data.frame(time_B, temp_B)
h<-hist(time_B, breaks=seq(19.99,28.99,1), border="black",
col="lightblue1", axes=F, main="", ylab="Number",
xlab="Running time in minutes")
axis(side=1, at=seq(20,29,1))
axis(side=2, at=seq(0,9,1))
box(bty = "l")
text(h$mids,h$counts/4,labels=h$counts, adj=c(0.5, -0.5))

# Overlaid histograms for engines A and B, with blue
# colours

# make use of semi-transparent colours for overlaid
# histograms
# first use col2rgb() command to get the red, green and
# blue values that you need for the rgb() command
col2rgb("deepskyblue")
col2rgb("lightblue1")

# transparent skyblue, the transparency level is alpha/max
# In practice setting max = 255 works well, since RGB
# colours are usually defined in the range 0-255
t_deepskyblue <- rgb(0, 191, 255, max=255, alpha=200,
names="t_deepskyblue")
t_deepskyblue

# transparent lightblue
t_lightblue1<- rgb(191, 239, 255, max=255, alpha=200,
names="t_lightblue1")
t_lightblue1

# draw histogram for running times of engine A
h<-hist(time_A, breaks=seq(19.99,29.99,1), axes=F,
main="", ylab="Number", xlab="Running time in minutes",
border="black",col=t_deepskyblue)
axis(side=1, at=seq(20,29,1))
axis(side=2, at=seq(0,9,1))
box(bty = "l")
# add the histogram for running times of engine B
hist(time_B, breaks=seq(19.99,29.99,1),add=T,
border="black", col=t_lightblue1)
legend(20,9 ,c('A','B'),fill = c(t_deepskyblue,
t_lightblue1))
```

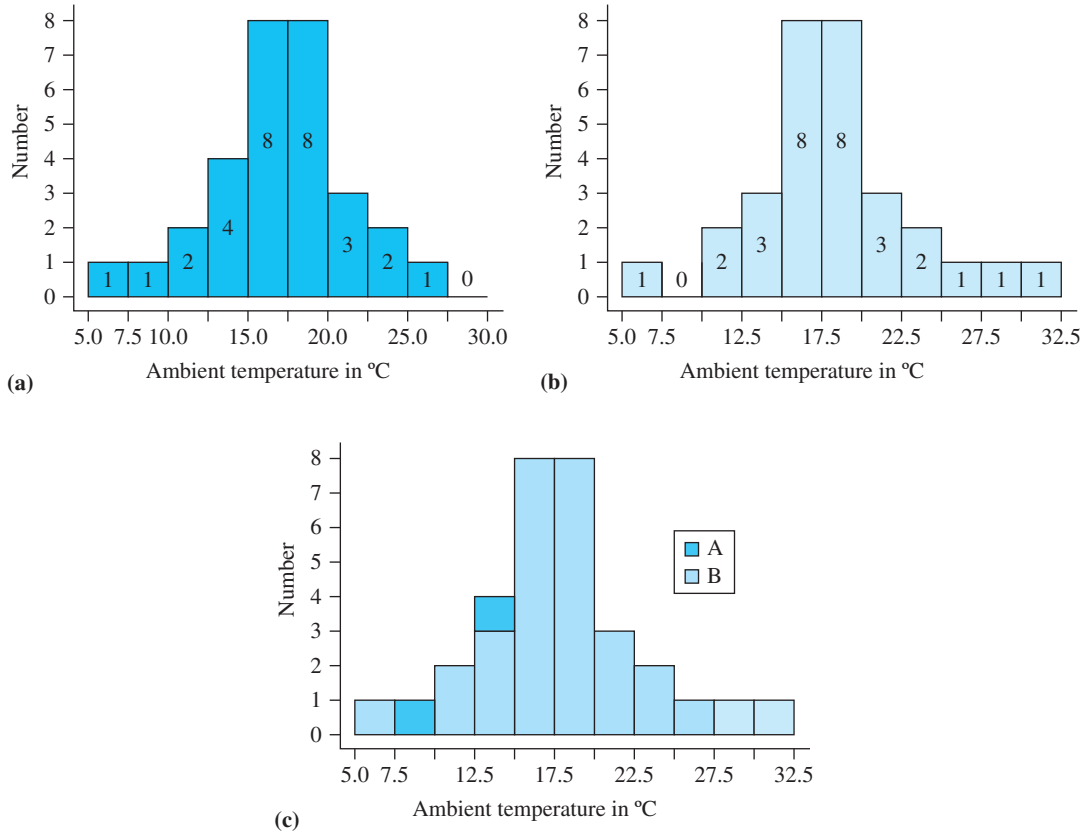


Figure 13.8 Histograms of ambient temperatures: (a) engine A; (b) engine B; (c) overlaid.

Figure 13.7(c) shows the two histograms overlaid. It is fairly clear that there is a difference here, and that the running times for engine B tend to be longer than those for engine A. However, just from the histograms, it is difficult to be precise about the amount of the difference, or to assess the confidence with which one could state that a difference exists.

Figure 13.8 contains corresponding histograms for the temperatures. This time the results are much more similar. It is easy to imagine that if a relatively small subset of the sample had given different results from those obtained then there would have been no difference at all between the histograms. This difference could therefore be attributed to chance.



R code for histograms of ambient temperature

```
# Histogram of ambient temperatures for engine A
h<-hist(temp_A, breaks=seq(4.99, 30.99, 2.5),
border="black", col="deepskyblue", axes=F, main="",
ylab="Number", xlab = expression(paste('Ambient
temperature in ', ~degree, 'C', sep='')))
axis(side=1, at=seq(5, 32.5, 2.5))
```

```

axis(side=2, at=seq(0,8,1))
box(bty = "l")
text(h$mids,h$counts/4,labels=h$counts, adj=c(0.5, -0.5))
# Histogram of ambient temperatures for engine B
h<-hist(temp_B, breaks=seq(4.99, 32.99, 2.5),
border="black", col="lightblue1", axes=F, main="",
ylab="Number", xlab = expression(paste('Ambient
temperature in ',~degree,'C',sep='')))
axis(side=1, at=seq(5,32.5,2.5))
axis(side=2, at=seq(0,12,1))
box(bty = "l")
text(h$mids,h$counts/4,labels=h$counts, adj=c(0.5, -0.5))

# Overlaid histograms of ambient temperature for engines
# A and B
h<-hist(temp_A, breaks=seq(4.99, 32.99, 2.5),
col=t_deepskyblue, axes=F, main="", ylab="Number",
xlab = expression(paste('Ambient temperature in',
~degree,'C',sep='')), border="black")
axis(side=1, at=seq(5,32.5,2.5))
axis(side=2, at=seq(0,8,1))
box(bty = "l")
hist(temp_B, breaks=seq(4.99, 32.99, 2.5),add=T,
border="black", col=t_lightblue1)
legend(5, 8, c('A','B'), fill = c(t_deepskyblue,
t_lightblue1))

```

An alternative way to produce histograms is to use `ggplot2`, which is introduced in the companion text *Advanced Modern Engineering Mathematics*.

Somewhere in between these two situations is one for which a difference just exists but is not obvious. It is in dealing with this type of situation (which is quite common) that the powerful mathematical discipline of statistics is important. No analysis of the data will definitely settle the question of whether or not the populations differ, but the extent of the evidence for a difference can be assessed, and this may be invaluable if a decision has to be made.

13.2.5 Alternative types of plot for quantitative data

Histograms are the most common types of data plot, but there are many others. For example, when data is grouped into classes, there is inevitably some loss of information. This can be avoided by using a **stem-and-leaf plot**, which is similar to a histogram except that the individual values are retained. The idea is for the leading digits in the sample values to form a **stem** (one per class), with the remaining digits entering the bar as a **leaf**. The length of the bar is simply the number of sample values with that stem. Figure 13.9 contains stem-and-leaf plots for the running time data for engines A and B (Figure 13.4). The * in the stem shows where the leaf digit goes. The similarity of these plots to the histograms in Figure 13.7 is clear. The stem-and-leaf plot can be produced by using the code in Figure 13.10.

Figure 13.9

Stem-and-leaf plots of running times.

A:		B:		
20.*	2	1	20.*	0
21.*	8 6 9	3	21.*	4
22.*	1	1	22.*	5
23.*	7 4 7 7 1 4 1 5	8	23.*	3 9 1
24.*	3 7 5 8 1 1 6 0 9	9	24.*	9 1 9 3 5 3 0 9 9
25.*	0 7 1 7	4	25.*	7 9 4 3 5 9
26.*	1 9	2	26.*	9 1 1 7
27.*	7	1	27.*	5 5 7 7 3
28.*	6	1	28.*	5

Figure 13.10

The stem-and-leaf plots can be produced by the following R code:

```

stem(time_A) # stem-and-leaf plot for running time of
engine A

# > The decimal point is at the |
# > 20 | 2
# > 21 | 689
# > 22 | 1
# > 23 | 11445777
# > 24 | 011356789
# > 25 | 0177
# > 26 | 19
# > 27 | 7
# > 28 | 6

# In a similar way, a stem-and-leaf plot can be produced
for running time of engine B:

stem(time_B)

```

The main disadvantages of stem-and-leaf plots are that they are less suitable for large samples, they are more difficult to superimpose to detect differences, and there is less flexibility in choosing the classes. The stem can be split or several stems conjoined, but the main constraint is that ten is divisible only by two and five. (Try drawing a stem-and-leaf plot for the temperature data in Figure 13.1.)

Another useful device is the **cumulative percentage plot**, which shows for any value what proportion of observations were less than that value. This can be drawn up from the original data, but is more easily inferred from a histogram of classes by successively adding the class sizes and dividing by the total number of observations. Figure 13.11 contains such a table for the temperature data for engine A in Figure 13.1. The cumulative percentage is plotted in Figure 13.12(a). The S shape is typical for plots like this. Sometimes a special kind of graph paper is used for which the probability scale is nonlinear, as shown in Figure 13.12(b). This is known as **normal probability paper**, and is useful for testing whether the data has a particularly important kind of profile called the normal distribution, which will be introduced later in the chapter. If the data is normal, the plot should fit a straight line.

Figure 13.11
Cumulative percentages for temperature data.

<i>Class range</i>	<i>Number of observations</i>	<i>Cumulative number at upper boundary</i>	<i>Cumulative percentage</i>
0–9.9	2	2	6.7
10.0–12.4	2	4	13.3
12.5–14.9	4	8	26.7
15.0–17.4	8	16	53.3
17.5–19.9	8	24	80.0
20.0–22.4	3	27	90.0
22.5–24.9	2	29	96.7
25.0–27.4	1	30	100.0

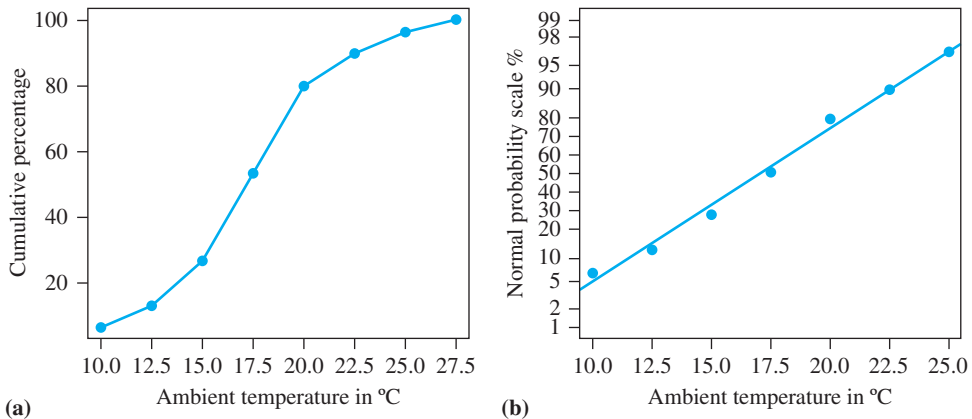


Figure 13.12 Cumulative percentage plots for engine A: (a) linear scale; (b) normal scale.



Figure 13.12 can be produced by using the following R code:

```
# We first find the frequency distribution
breaks = c(0, 10, 12.5, 15, 17.5, 20, 22.5, 25, 27.5)
temp_A_cut = cut(temp_A, breaks, right=FALSE)
temp_A_freq = table(temp_A_cut)
temp_A_freq

# We then compute the cumulative frequency with cumsum
cumfreq_A = 100*c(0, cumsum(temp_A_freq))/length(temp_A)
plot(breaks[-1], cumfreq_A[-1], pch=19, cex=1.5,
     cex.lab=1.2, xaxt="n", yaxt="n", col="blue", main="",
     xlab=expression(paste('Ambient temperature in',
~degree, 'C', sep='')), ylab="Cumulative percentage")
axis(side = 1, at = seq(10, 27.5, by = 2.5))
axis(side = 2, at = seq(0, 100, by = 20), las = 1)
# join the points
lines(breaks[-1], cumfreq_A[-1], lwd=2, col="blue")

# Cumulative percentage plots on a normal scale
y <- qnorm(cumfreq_A/100)
x <- breaks[-c(1,9)]
y <- y[-c(1,9)]
```

```
# Define the labels for Y axis
axis_2_values <- c(1,2,5, 10, 20, 30, 40, 50, 60, 70,
80, 90, 95, 98,99)
# Find the corresponding Z scores of the corresponding
# percentile of the standard normal distribution
z_scores <- qnorm(axis_2_values/100)
plot(x, y, axes = FALSE, pch=19, cex=1.5, cex.lab=1.2,
ylim=c(min(z_scores), max(z_scores)), col="blue",
main="", xlab=expression(paste('Ambient temperature in',
~degree,'C',sep='')), ylab="Normal probability scale/%")
axis(1, at = seq(10, 27.5, by = 2.5))
axis(2, at = z_scores, labels = axis_2_values, las=1)
box()
# add a line
abline(lm(y ~ x), lwd=2, col="blue")
```

The presentation of data (often using sophisticated graphics) is very important in communicating results, and is often referred to as **descriptive statistics**. In *Advanced Modern Engineering Mathematics* we introduce **inferential statistics**. This means using mathematical methods to analyse the data with a view to answering certain important questions. Inferential statistics is more powerful than descriptive statistics because of the capacity to extract conclusions and quote the confidence with which they are asserted. In the rest of this chapter the necessary theory of probability will be covered so that the statistical methods can be built upon it.

13.2.6 Exercises

1

A sample of 52 spoken sentences have the following lengths in words:



7, 3, 8, 6, 10, 6, 2, 9, 5, 8, 2, 7, 1, 8, 5, 4,
12, 9, 3, 6, 2, 8, 2, 10, 7, 4, 11, 9, 8, 2, 6, 1,
3, 11, 7, 8, 1, 4, 2, 9, 7, 3, 8, 5, 1, 9, 2, 11,
6, 7, 3, 8

Draw a histogram of the lengths from 1 to 12 words. What do you notice about this histogram?

2

The following data consists of percentage marks achieved by students sitting an examination:



47, 51, 75, 58, 70, 73, 63, 60, 60, 54, 60,
67, 50, 60, 74, 69, 51, 67, 49, 66, 61, 46,
66, 57, 55, 60, 62, 36, 52, 67, 62, 51, 62,
62, 59, 52, 75, 44, 75, 56, 52, 64, 63, 59,
54, 57, 68, 53, 43, 64, 39, 58, 68, 66, 72,
46, 58, 52, 50, 45

Draw histograms with (a) class boundaries at intervals of five, and (b) your own choice of class boundaries.

3

Construct stem-and-leaf plots for the data in Question 2: (a) using * as a placeholder for the second digit, and (b) using * as a placeholder for 0, 1, 2, 3 and 4 in the second digit and + as a placeholder for 5, 6, 7, 8 and 9.

4

Figures for a well's daily production of oil in barrels are as follows:

214, 203, 226, 198, 243, 225, 207, 203, 208,
200, 217, 202, 208, 212, 205, 220

Construct a stem-and-leaf plot with stem labels 19*, 20*, ..., 24*.

5

Using the data in Figure 13.4:



(a) draw two histograms of temperatures for engine A, first with class boundaries at even numbers, then with boundaries at multiples of five;
(b) draw a cumulative percentage plot for the running time data for engine A and compare it with a similar plot for engine B.

13.3 Probabilities of random events

13.3.1 Interpretations of probability

The theory of probability underlies the methods of inference used in statistical situations, and the concept of probability can be related to the histogram of data. The height of each bar determines the proportion of the sample that fell into the corresponding class. One way to think of probability is to assume that as a larger and larger sample is taken (ignoring the practical objections raised in Section 13.2.1), the histogram will stabilize and the class proportions will converge to the ‘true’ probability figures. This concept of probability is of an objective quantity that applies to each observation and measures (in a relative way) how likely it is to fall into the corresponding class. Like the speed of sound and the density of gold, it is known only imperfectly because of our limited capacity to do experiments.

An alternative concept of probability that is important in decision-making and expert systems involves **degree of belief**. This is highly subjective, because it will depend upon the individual (or group) concerned and will vary with past experience. This seems unscientific at first sight, and there is much resistance to this notion, but there are many situations where experiments are unrepeatable in principle and no ‘large-sample proportion’ approach is applicable. The outcome of an election is uncertain, and it is not unreasonable to say that some outcomes are ‘more probable’ than others, but the actual election can take place only once. It seems that one is forced into a subjective view of the uncertainties, but the probability figures that emerge must obey certain rules in order to be consistent. Advocates of subjective probability have shown that these rules are the same as those obeyed by the sample proportions.

The formal theory of probability admits a number of ‘interpretations’, of which these objective and subjective interpretations are by far the most important. For engineering students it is most appropriate to keep the first interpretation – that of probability as an idealized proportion – in mind when studying the theory.

13.3.2 Sample space and events

The first step is to introduce some terminology that allows us to be clear in describing what is observed in an experiment. The language used is that of set theory (introduced in Chapter 6), because this provides a natural way of describing how observed events combine and separate.

Let the set of all possible outcomes of an experiment be called the **sample space** and denote it by S . An **event** is any subset of S . One (initially unspecified) outcome is considered to be the **actual outcome**, and an event is said to **occur** if it contains the actual outcome.

Example 13.1

If the experiment is to roll an ordinary six-faced die and observe the numerical value of the outcome then the sample space will be the set $\{1, 2, 3, 4, 5, 6\}$. The event ‘the outcome is an even number’ will be represented by the set $\{2, 4, 6\}$. If the actual outcome is a 5 then the event ‘the outcome is an even number’ has not occurred, because $5 \notin \{2, 4, 6\}$.

Example 13.2

If the experiment is to toss a fair coin twice then the sample space may be represented as the set $\{HH, HT, TH, TT\}$. The event ‘both tosses yield the same result’ is represented by the set $\{HH, TT\}$. If the actual outcome is TT then the event ‘both tosses yield the same result’ has occurred, because $TT \in \{HH, TT\}$.

The sample space S therefore contains everything that can occur, and may be discrete or continuous. It is **discrete** if the possible outcomes can be written as a list: for instance, for somebody’s birthday $S = \{1 \text{ January}, 2 \text{ January}, \dots, 31 \text{ December}\}$. The list does not need to be finite. **Continuous** sample spaces arise when experiments involve measurements of some continuous variable such as a person’s height or the voltage in a circuit. Then brackets (rather than braces) are used to denote an open interval such as $S = (0, 10)$, and square brackets to denote a closed interval (see Section 1.2.6). Of course we can only measure to limited precision in practice, so the possible values could be listed, but this is a rather arbitrary technical limitation.

Events are what we observe, in general. It is not always necessary – and for a continuous observation it is impossible – to know the actual outcome. If you want to send someone a birthday card then it is sufficient to know that their birthday occurs ‘about the end of June’. Events range from S itself (the certain event) to the empty set \emptyset (the impossible event). Most interesting events are in between: neither certain nor impossible, but with a reasonable chance of containing the actual outcome.

The usual operations of set theory (Section 6.2) apply to events. If A and B are events then so are the following:

- (a) *union*: $A \cup B$ corresponding to ‘ A or B occurs’;
- (b) *intersection*: $A \cap B$ corresponding to ‘ A and B occur’;
- (c) *complement*: $S - A$ corresponding to ‘not- A occurs’.

The complement of A is also written \bar{A} .

Using this language, it is possible to describe situations in which at least one of two events occurs (union), or where both events occur (intersection), or where an event fails to occur (complement). Since so much of our everyday experience is structured in this way, this should be a fairly natural starting-point for the theory.

13.3.3 Axioms of probability

The next step is to associate a real number $P(A)$ with each event $A \subseteq S$, called the **probability** of that event. (Strictly speaking, assigning probabilities to arbitrary subsets of a continuous sample space is not possible, but there are ways around this and we shall ignore this technical limitation here.) These numbers must satisfy the rules prompted by the interpretations discussed in Section 13.3.1. The following three rules are referred to as the **axioms of probability**, and lay the foundation for the whole theory:

- (1) The certain event S has probability one: $P(S) = 1$.
- (2) All probabilities are non-negative: $P(A) \geq 0$.
- (3) Addition rule: if A and B are disjoint events (so that $A \cap B = \emptyset$) then

$$P(A \cup B) = P(A) + P(B)$$

If probability is regarded as an idealized proportion then clearly its maximum value must be one, it must be non-negative, and the addition rule describes how proportions behave in exclusive situations: for instance, if 5% of units of a brand of power supply produce a voltage that is too low and 8% produce a voltage that is too high then the proportion that produces a voltage that is either too low or too high must be 13%. The three axioms are therefore exactly what we should intuitively expect. What is remarkable is that they are also sufficient. Further rules of probability follow from the axioms:

(4) Complement rule: $P(S - A) = 1 - P(A)$.

(5) $P(\emptyset) = 0$.

(6) If $A \subseteq B$ then $P(A) \leq P(B)$.

(7) General addition rule:

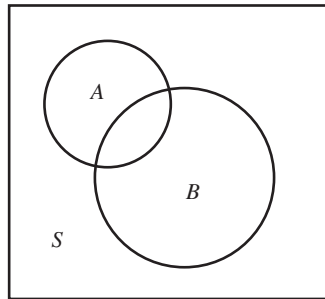
$$P(A \cup B) = P(A) + P(B) - P(A \cap B)$$

The complement rule (4) follows immediately from axioms (1) and (3) using the fact that a set does not intersect with its complement:

$$P(A \cup \bar{A}) = P(S) = 1 = P(A) + P(\bar{A})$$

The general addition rule (7) can be illustrated using a Venn diagram, as in Figure 13.13. Imagine the probability as a unit mass, spread out (unevenly) over S . Because of the overlap between A and B , adding their probabilities makes the probability of the intersection contribute twice to the total, so this has to be subtracted to compensate.

Figure 13.13
Venn diagram
illustrating general
addition rule.



Example 13.3

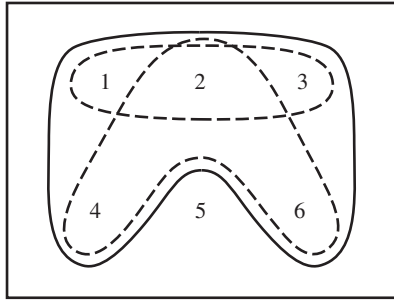
A fair six-sided die is tossed. Find the probability of the event ‘even number or number less than four’.

Solution

The sample space is $S = \{1, 2, 3, 4, 5, 6\}$, with all values equally likely. Since $P(1) + P(2) + P(3) + P(4) + P(5) + P(6)$ must sum to one, we must have

$$P(1) = P(2) = \dots = P(6) = \frac{1}{6}$$

Figure 13.14
Sample space for
Example 13.3.



The various events are shown in Figure 13.14. Using the general addition rule,

$$\begin{aligned}
 P(\text{even or less than four}) &= P(\text{even}) + P(\text{less than four}) \\
 &\quad - P(\text{even number less than four}) \\
 &= P(\{2, 4, 6\}) + P(\{1, 2, 3\}) - P(\{2\}) \\
 &= \frac{1}{2} + \frac{1}{2} - \frac{1}{6} = \frac{5}{6}
 \end{aligned}$$

This result also follows from the complement rule:

$$P(\{1, 2, 3, 4, 6\}) = P(\text{not } \{5\}) = 1 - P(\{5\}) = \frac{5}{6}$$

Example 13.4

During the assessment of a class of students, 80% passed the examination in mathematics, 85% passed in laboratory work, and 75% passed both. For a student chosen at random from the class, find the probabilities that the student

- passed in either mathematics or laboratory work;
- passed in mathematics but failed laboratory work;
- failed in both.

Solution Let M and L denote passes in mathematics and laboratory work respectively.

- (a) By the general addition rule,

$$P(M \cup L) = P(M) + P(L) - P(M \cap L) = 0.8 + 0.85 - 0.75 = 0.9$$

- (b) The group of students who passed in mathematics consists of those who passed in both together with those who passed in mathematics but failed in laboratory work, so that

$$P(M \cap \bar{L}) = P(M) - P(M \cap L) = 0.8 - 0.75 = 0.05$$

- (c) De Morgan's law (Section 6.2.4, equations (6.7)), together with the result of (a), gives

$$P(\bar{M} \cap \bar{L}) = 1 - P(M \cup L) = 1 - 0.9 = 0.1$$

13.3.4 Conditional probability

Information sometimes arrives in stages, and this happens whenever the outcome of one experiment (or part of an experiment) is relevant to another outcome subsequent to it. For example, the outcome of a seismic survey tells an oil company something about the chances

of finding oil if a well is drilled in a certain area, but has no direct causal influence on that discovery. Sometimes a causal influence does exist, as in the case (mentioned in Section 13.2.1) of an opinion poll or vote conducted in a large hall with a microphone passed from person to person. In such circumstances there is strong psychological pressure on individuals to go along with the majority. This is very undesirable in statistical sampling because it can result in a serious bias, so one of the essential features of a sample is **independence**. This requires that future outcomes should *not* depend upon past or present outcomes, but first we need to express the possibility of dependence in general probability terms.

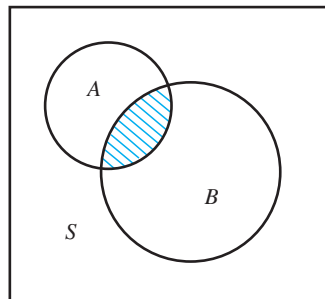
From the start, all probabilities are probabilities of *events* (see Section 13.3.3), so suppose in general that an event A is known to have occurred (representing the existing information). The probabilities of possible future events are now measured relative to the fact that A has occurred. This event must therefore encompass all possibilities compatible with the known information, and can effectively be regarded as a new, revised, sample space in the light of that information. This is the key to understanding the definition and examples that follow.

The **conditional probability of B given A** is defined as

$$P(B|A) = \frac{P(A \cap B)}{P(A)}, \quad \text{where } P(A) > 0$$

This represents the new probability of B given that A has occurred, and depends upon the probability of the intersection as shown in Figure 13.15.

Figure 13.15
Venn diagram for
conditional probability.



Example 13.5

Someone tosses a die, covers it up and tells you that the number shown is less than four. How does this change the probability that the number is even?

Solution From the definition,

$$\begin{aligned} P(\text{even number} \mid \text{less than four}) &= \frac{P(\text{even number less than four})}{P(\text{number less than four})} \\ &= \frac{P(\{2\})}{P(\{1, 2, 3\})} = \frac{\frac{1}{6}}{\frac{1}{2}} \\ &= \frac{1}{3} \end{aligned}$$

The information that the number is less than four causes the sample space to shrink to $\{1, 2, 3\}$, and only one entry in this set is even. The outcomes are equally likely, so the probability that the number is even drops from one-half to one-third.

Example 13.6

The probability that a regularly scheduled flight departs on time is $P(D) = 0.83$, the probability that it arrives on time is $P(A) = 0.92$, and the probability that it both departs and arrives on time is $P(A \cap D) = 0.78$. Find the probability that a flight

- arrives on time given that it departed on time;
- did not depart on time given that it fails to arrive on time.

Solution (a) This is straightforward from the definition:

$$\begin{aligned} P(\text{arrives on time} \mid \text{departed on time}) &= P(A \mid D) \\ &= \frac{P(A \cap D)}{P(D)} = 0.94 \end{aligned}$$

(b) First, using De Morgan's law (Section 6.2.4, equations (6.7)), we have

$$\begin{aligned} P(\bar{A} \cap \bar{D}) &= 1 - P(A \cup D) \\ &= 1 - P(A) - P(D) + P(A \cap D) \end{aligned}$$

by the general addition rule (7). Hence

$$\begin{aligned} P(\text{did not depart on time} \mid \text{does not arrive on time}) &= P(\bar{D} \mid \bar{A}) \\ &= \frac{P(\bar{A} \cap \bar{D})}{P(\bar{A})} \\ &= \frac{1 - P(A) - P(D) + P(A \cap D)}{1 - P(A)} \\ &= 0.375 \end{aligned}$$

In a sense it is cheating to refer to a conditional 'probability' until it is clear that this quantity actually satisfies the axioms of probability. It is a useful exercise to show that this is the case. Consider the three axioms in turn:

- The event A can be considered as the new sample space, and

$$P(A \mid A) = \frac{P(A)}{P(A)} = 1$$

- $P(B \mid A) \geq 0$ because $P(A \cap B) \geq 0$ and $P(A) > 0$

- If $B \cap C = \emptyset$ then $(B \cap A) \cap (C \cap A) = \emptyset$, and so

$$P[(B \cap A) \cup (C \cap A)] = P(B \cap A) + P(C \cap A)$$

Since $(B \cap A) \cup (C \cap A) = (B \cup C) \cap A$ we have that

$$\begin{aligned} P(B \cup C \mid A) &= \frac{P[(B \cup C) \cap A]}{P(A)} = \frac{P(B \cap A) + P(C \cap A)}{P(A)} \\ &= P(B \mid A) + P(C \mid A) \end{aligned}$$

So conditional probability satisfies the axioms and therefore the various further rules such as the complement rule (4) and the general addition rule (7). Also, because a conditional probability is itself a probability, it is possible to conditionalize again. Thus if the probabilities in the definition are all conditioned upon another event C , we have

$$P(B|A \cap C) = \frac{P(A \cap B|C)}{P(A|C)}$$

Example 13.7

Suppose that on a small tropical island there are only two kinds of day: sunny days and rainy days. The probability that a sunny day is followed by a rainy day is 0.6, and the probability that a rainy day is followed by another rainy day is 0.8. The weather on any day depends upon the previous day's weather but not upon any earlier days. Find the probability that if Thursday is rainy then it will be sunny on Saturday.

Solution Let T , F and S denote the events that Thursday, Friday and Saturday are sunny respectively (see Figure 13.16). All probabilities must be conditioned upon the assumption that Thursday is rainy. The first step is

$$P(S|\bar{T}) = P(S \cap F|\bar{T}) + P(S \cap \bar{F}|\bar{T})$$

because conditional probabilities obey the addition rule. Also,

$$P(S \cap F|\bar{T}) = P(S|F \cap \bar{T})P(F|\bar{T})$$

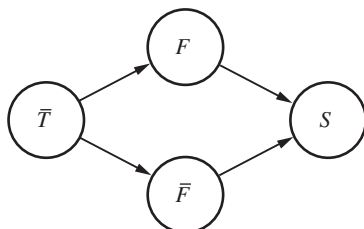
from the definition. Now

$$\begin{aligned} P(F|\bar{T}) &= P(\text{sunny} | \text{rainy}) \\ &= 1 - 0.8 = 0.2 \end{aligned}$$

because conditional probabilities obey the complement rule. The assumption that the influence of the weather does not extend beyond the previous day implies that

$$\begin{aligned} P(S|F \cap \bar{T}) &= P(S|F) = P(\text{sunny} | \text{sunny}) \\ &= 1 - 0.6 = 0.4 \end{aligned}$$

Figure 13.16
Sequences of events
for Example 13.7.



(This is known as **independence**, and is described in Section 13.3.5.) Similarly,

$$\begin{aligned} P(S \cap \bar{F} | \bar{T}) &= P(S | \bar{F} \cap \bar{T})P(\bar{F} | \bar{T}) \\ &= P(S | \bar{F})P(\bar{F} | \bar{T}) \\ &= P(\text{sunny} | \text{rainy})P(\text{rainy} | \text{rainy}) \\ &= (1 - 0.8)(0.8) \end{aligned}$$

Thus

$$P(S | \bar{T}) = (0.2)(0.4) + (0.2)(0.8) = 0.24$$

which is the answer required.

We shall not use conditional probabilities very much in this chapter, but the idea of a probability that is conditional upon another event is pervasive. For the moment, however, we must use conditional probability (rather paradoxically) to express the absence of interaction between the events.

13.3.5 Independence

It is possible for the probability of an event B to be raised, lowered or left unchanged by the information that another event A has occurred. For the events shown in Figure 13.17, B_1 is a subset of A and B_2 is disjoint from A , so that

$$P(B_1 | A) = \frac{P(B_1)}{P(A)} \geq P(B_1) \quad \text{because } A \cap B_1 = B_1 \quad \text{and} \quad P(A) \leq 1$$

and

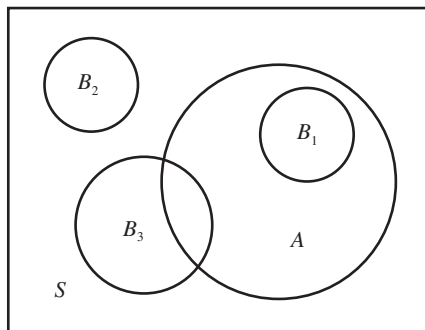
$$P(B_2 | A) = 0 < P(B_2) \quad \text{because } A \cap B_2 = \emptyset$$

The probability of B_3 could go either way, or remain unchanged, depending on the probability of the intersection. The situation where the probability is unchanged assumes a special importance.

Events A and B are called **independent** when

$$P(B | A) = P(B)$$

Figure 13.17
Venn diagram illustrating conditional probabilities.



In this situation A conveys effectively no information about B . From the definition of conditional probability in Section 13.3.4 it follows that

$$P(A \cap B) = P(A)P(B)$$

The joint probability is the product of the separate probabilities. This shows that independence is symmetric between the two events, so we also have

$$P(A|B) = P(A)$$

Example 13.8

Items from a production line can have defects A or B . Some items have both, some just one, but most have neither. Tables (a) and (b) show two alternative sets of joint probabilities:

(a)	B	\bar{B}	$Total$		(b)	B	\bar{B}	$Total$
A	0.02	0.08	0.10		A	0.06	0.04	0.10
\bar{A}	0.18	0.72	0.90		\bar{A}	0.14	0.76	0.90
$Total$	0.20	0.80	1.00		$Total$	0.20	0.80	1.00

Test for independence in each case.

Solution The row and column totals shown in the tables are the respective probabilities for the two defects individually, for example

$$P(A \cap B) + P(A \cap \bar{B}) = P(A)$$

and these figures are the same for both tables. It is easy to see that independence holds for (a) but not for (b); for example, the probability of both defects together is

$$P(A \cap B) = 0.02 = P(A)P(B) \quad \text{for (a)}$$

but

$$P(A \cap B) = 0.06 > P(A)P(B) \quad \text{for (b)}$$

The probability of the combination is greater in (b) than would be expected from the product of the separate probabilities, which suggests that the two defects are related in some way.

In general, for any number of independent events the probabilities multiply:

$$P(A_1 \cap A_2 \cap \dots \cap A_n) = P(A_1)P(A_2) \dots P(A_n)$$

This is called the **product rule** and must be distinguished from the addition rule, which applies (in its basic form, axiom (3)) to exclusive events. Independent events cannot be exclusive unless the probability of at least one of them is zero.

Example 13.9

A card is selected at random from an ordinary pack of fifty-two playing cards. Find the probabilities that the card drawn is

- (a) an ace and a club, (b) an ace or a club,
 (c) an ace and a king, (d) an ace or a king.

Solution

Let the events that the card is an ace, king and club be denoted by A , K and C respectively.

(a) The events that the card is an ace and that it is a club are independent because there are the same numbers of cards for each suit. These events are not exclusive unless the ace of clubs happens to be missing. Thus

$$P(A \cap C) = P(A)P(C) = \left(\frac{1}{13}\right)\left(\frac{1}{4}\right) = \frac{1}{52}$$

(b) The general addition rule for events (Section 13.3.3) gives

$$\begin{aligned} P(A \cup C) &= P(A) + P(C) - P(A \cap C) \\ &= \frac{1}{13} + \frac{1}{4} - \frac{1}{52} = \frac{4}{13} \end{aligned}$$

(c) The events that the card is an ace and that it is a king are mutually exclusive, so

$$P(A \cap K) = 0$$

(d) By the third axiom of probability (Section 13.3.3),

$$P(A \cup K) = \frac{1}{13} + \frac{1}{13} = \frac{2}{13}$$

Example 13.10

If two fair dice are tossed, find the probability of at least one six occurring.

Solution

We shall assume that the throws are causally independent, in that the outcome for one die does not relate in any way to the outcome for the other. They will then be statistically independent, and, by the complement and product rules,

$$\begin{aligned} P(\text{at least one six}) &= 1 - P(\text{no six}) \\ &= 1 - P(\text{first die not six})P(\text{second die not six}) \\ &= 1 - \left(\frac{5}{6}\right)^2 = \frac{11}{36} \end{aligned}$$

Example 13.11

If n people are independently selected, how large does n have to be before there is a better than even chance that at least two of them have the same birthday (not necessarily in the same year and ruling out 29 February)? Assume that all possibilities are equally likely.

Solution The method of solution to this problem is similar to that for Example 13.10.

$$\begin{aligned}
 &P(\text{at least two with the same birthday}) \\
 &= 1 - P(\text{all different birthdays}) \\
 &= 1 - P(\text{2nd different from 1st})P(\text{3rd different from 1st and 2nd}) \\
 &\quad \dots P(\text{nth different from 1st, \dots, (n-1)th}) \\
 &= 1 - \frac{364}{365} \frac{363}{365} \dots \frac{366-n}{365} \\
 &= 0.507 \quad \text{when } n = 23
 \end{aligned}$$

The results of this calculation can be visualized as the graph shown in Figure 13.18.



The graph in Figure 13.18 can be produced by the following R code:

```

temp <- rep(1, 365)
temp[2] <- 364/365
for(i in 3: 365){
temp [i] <- temp[i-1]*(366-i)/365
}
P = 1-temp

P[23]

# -> [1] 0.5072972

plot(P[1:100], axes=F, type="n", xlab="Number of
people", ylab="Probability")

lines(P[1:100],lty=1, lwd=4, col="blue")

axis(1, at=c(seq(from=0,to=100,by=10)))

axis(2, at=c(0,0.2, 0.4, 0.5, 0.6, 0.8, 1), las=1)

# add a vertical dashed line at x =23

segments(23,0,23,P[23], lty=3,col = "blue", lwd=4)

# add a horizontal line at y = P[23]

segments(-10,P[23],23,P[23],lty=3, col = "blue", lwd=4)

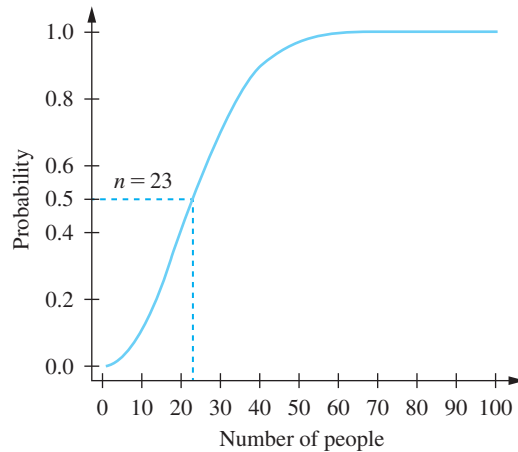
text(5,P[23]+0.05,"n=23", pos=4,col="blue", lwd=4)

box(bty = "l")

```

Many people are surprised to find that the answer to Example 13.11 is so small, but this shows that our subjective expectations sometimes have to give way when the rules of probability are properly applied.

Figure 13.18



In connection with this example, a number of fallacies that ‘appear to be most prevalent and injurious to the susceptible gambler’ have been identified (R.A. Epstein, *The Theory of Gambling and Statistical Logic*, Academic Press, New York, 1977, p. 393), among which is

A tendency to interpret the probability of successive independent events as additive rather than multiplicative. Thus the chance of throwing a given number on a die is considered twice as large with two throws as it is with a single throw.

The addition and product rules apply in different circumstances and must not be confused.

13.3.6 Exercises

- 6 If S is the set {bolt, nut, washer, screw, bracket, flange}, and A and B are sets {bracket, nut, flange} and {bolt, bracket} respectively, then what combinations of A and B produce the following sets as outcomes?
- {bracket}
 - {flange, bracket, bolt, nut}
 - {washer, bolt, screw}
 - {screw, flange, nut, bolt, washer}
- 7 Let the sample space S and three events be defined as $S = \{\text{car, bus, train, bicycle, motorcycle, boat, aeroplane}\}$, $A = \{\text{bus, train, aeroplane}\}$, $B = \{\text{train, car, boat}\}$, $C = \{\text{bicycle}\}$. List the elements of the sets corresponding to the following events:
- \bar{A}
 - $A \cap B \cap \bar{C}$
 - $(\bar{A} \cup B) \cap (\bar{A} \cap C)$
- 8 If A and B are mutually exclusive events and $P(A) = 0.2$ and $P(B) = 0.5$, find
- $P(A \cup B)$
 - $P(\bar{A})$
 - $P(\bar{A} \cap B)$
- 9 From a pack of fifty-two cards a card is withdrawn at random and not replaced. A second card is then drawn. What is the probability that the first card is an ace and the second card a king?
- 10 Two ordinary six-faced dice are tossed. Write down the sample space of all possible combinations of values. What is the probability that the two values are the same? What is the probability that they differ by at most one?
- 11 The personnel manager of a manufacturing plant claims that among the 400 employees, 312 got a pay rise last year, 248 got increased pension benefits, 173 got both and 43 got neither. Explain why this claim should be questioned.

- 12 If a card is drawn from a well-shuffled pack of fifty-two playing cards, what is the probability of drawing
- (a) a red king
 - (b) a 3, 4, 5 or 6
 - (c) a black card
 - (d) a red ace or a black queen?
- 13 In a single throw of two dice, what is the probability of getting
- (a) a total of 5,
 - (b) a total of at most 5,
 - (c) a total of at least 5?
- 14 Suppose that you roll a pair of ordinary dice repeatedly until you get either a total of seven or a total of ten. What is the probability that the total then is seven?
- 15 The 'odds' in favour of an event A are quoted as ' a to b ' if and only if $P(A) = a/(a + b)$. The 'odds against' are then ' b to a ' (which is the usual way to quote odds in betting situations).
- (a) If an insurance company quotes odds of 3 to 1 in favour of an individual 70 years of age surviving another ten years, what is the corresponding probability?
 - (b) If the probability of a successful transplant operation is $\frac{1}{3}$, what are the odds against success?
- 16 Two fair coins are tossed once. Find the conditional probability that both coins show heads, given that
- (a) the first coin shows a head;
 - (b) at least one coin shows a head.
- 17 During the repair of a large number of car engines it was found that part number 100 was changed in 36% and part number 101 in 42% of cases, and that both parts were changed in 30% of cases. Is the replacement of part 100 connected with that of part 101? Find the probability that in repairing an engine for which part 100 has been changed it will also be necessary to replace part 101.
- 18 If $P(A) = 0.3$, $P(B) = 0.4$ and $P(B|A) = 0.5$, find
- (a) $P(A \cap B)$
 - (b) $P(A \cup B)$
 - (c) $P(B|\bar{A})$
- 19 Three people work independently at deciphering a message in code. The probabilities that they will decipher it are $\frac{1}{5}$, $\frac{1}{4}$ and $\frac{1}{3}$. What is the probability that the message will be deciphered?
- 20 Part of an electrical circuit consists of three elements K , L and M in series. Probabilities of failure for elements K and M during operating time t are 0.1 and 0.2 respectively. Element L itself consists of three sub-elements L_1 , L_2 and L_3 in parallel, with failure probabilities 0.4, 0.7 and 0.5 respectively, during the same operating time t . Find the probability of failure of the circuit during time t , assuming that all failures of elements are independent.
- 21 A system can fail (event C) because of two possible causes (events A and B). The probabilities of A , B and $A \cap B$ are known, together with the probabilities of failure given A , given B and given $A \cap B$. Express the following in terms of these known quantities:
- (a) $P(A \cup B)$
 - (b) $P(C|A \cap \bar{B})$
 - (c) $P(C|A \cup B)$
- 22 An advertising agency notes that approximately one in fifty potential buyers of a product sees a given magazine advertisement and one in five sees the corresponding advertisement on television. One in a hundred sees both. One in three of those who have seen the advertisement purchase the product, and one in ten of those who have not seen it also purchase the product. What is the probability that a randomly selected potential customer will purchase the product?
- 23 On an infinite chess board with each side of a square equal to d , a coin of diameter $2r < d$ is thrown at random. Find the probabilities that
- (a) the coin falls entirely in the interior of one of the squares;
 - (b) the coin intersects no more than one side of a square.

13.4 Random variables

13.4.1 Introduction and definition

Now that the foundation of probability theory has been laid, we can begin to consider the data that originates in typical experiments – in particular, numerical data from observations of random variables. It is quite possible for non-numerical outcomes to be of interest, for instance in an experiment where a machine's possible faults might consist of the set {overheated, jammed, misaligned}. Even then, the experiment is likely to be repeated a number of times, and the count for each outcome gives rise to numerical data that can be treated statistically. For the moment, however, let us assume that the outcomes themselves take numerical values.

A **random variable** consists of a sample space of possible numerical values together with a probability over those values.

Random variables vary in their degree of advance predictability. As the following four examples show, the probabilities of the possible values are very dispersed for some random variables, but highly concentrated for others:

- The toss of a die.* No die is perfect, but for this random variable the probabilities of the six values are almost equal.
- Next month's rainfall.* Unless you live in a part of the world that has a very constant climate, the amount of rain that falls in March, say, varies from year to year quite considerably. The probabilities are not quite so dispersed as for the die toss, but there is a high degree of uncertainty.
- A flight delay.* Here there is a high probability of at most a short delay, but a small probability of a very long delay. The probabilities are relatively concentrated.
- The time of tomorrow's sunrise.* Knowing your latitude, longitude, altitude, the date, the direction of sunrise and the height above sea level of the horizon in that direction, you could predict the time very precisely. There would be some small uncertainty because of atmospheric refraction.

The behaviour of a random variable is determined by the profile of its probability distribution. We shall now enlarge upon this for the two common types. The notation convention is to denote a random variable by a capital letter, say X , and an observed value by the corresponding lower-case letter, then x .

13.4.2 Discrete random variables

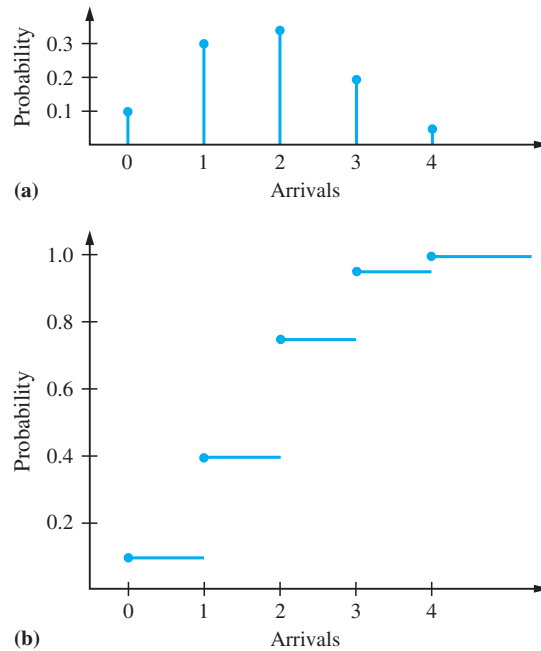
The distinction between discrete and continuous random variables is inherited from that for sample spaces (Section 13.3.2). First we shall consider the discrete case.

The random variable X , say, has a list of possible values v_1, v_2, \dots, v_m with probabilities $P(X = v_1), \dots, P(X = v_m)$ of equalling these values. In other words, each actual value x of X is equal to v_i for some $i = 1, \dots, m$, and we allow m to be infinite if required. This can be regarded as an idealization of the histogram of data in Section 13.2.4, where m is the number of classes. Typical examples are die tosses, birthdays, and the numbers of defective components in a batch from a production line.

In general, the behaviour of a discrete random variable can be represented graphically by means of a **probability mass function**

$$P_X(x) = P(X = x) \quad (-\infty < x < +\infty)$$

Figure 13.19
 Example 13.12:
 (a) probability
 function;
 (b) distribution
 function.



and illustrated in Figure 13.19(a) for Example 13.12. Also useful is the **distribution function** $F_X(x)$ defined as

$$F_X(x) = P(X \leq x) \quad (-\infty < x < +\infty)$$

and illustrated in Figure 13.19(b). This definition is based on the fact that the set of points in the sample space for which $X \leq x$ constitutes an event, and the probability of this event (as a function of x) forms the distribution function. Sometimes this is referred to as the **cumulative distribution function**, because it measures the cumulative probability up to (and including) the value of its argument.

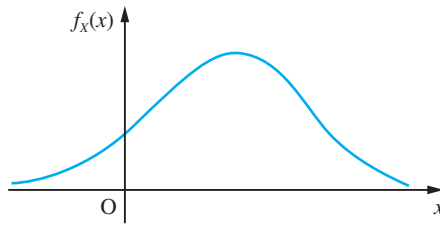
Example 13.12

The number of ships arriving at a container terminal during any one day can be any integer from zero to four, with respective probabilities 0.1, 0.3, 0.35, 0.2, 0.05. Plot the probability and distribution functions.

Solution The probability function is shown in Figure 13.19(a). The function has zero value except at the five integer points. The value of the distribution function at any point x is the sum of the probabilities to the left of and including x . This is shown in Figure 13.19(b). The function is discontinuous, with steps occurring at the integer points, and the value at each integer includes the probability of that integer. This is indicated by the blob at each step.

The distribution function will be discussed further after the other class of random variables has been introduced.

Figure 13.20 Typical probability density function.



13.4.3 Continuous random variables

A continuous random variable X can take any value within some interval (v_1, v_2) . If this interval is not already infinite, we define the random variable to have zero probability for any value outside it, and hence extend the domain of definition to $(-\infty, +\infty)$. Typical examples are a person's height and weight, component lifetimes, and all measured quantities expressed in units of mass, length, time, temperature, resistance and so on.

In general, the behaviour of a continuous random variable X is described by a probability density function $f_X(x)$ for $-\infty < x < +\infty$, as illustrated in Figure 13.20. As will be explained below, $f_X(x)$ is not the probability that $X = x$: instead, the density function has to be understood in terms of the **distribution function** $F_X(x)$, which measures (as before) the probability that the value of the random variable is less than or equal to the argument x :

$$F_X(x) = P(X \leq x) \quad (-\infty < x < +\infty)$$

In this case, because there are no discrete steps in probability, $F_X(x)$ is continuous and differentiable, and its derivative is called the **probability density function** $f_X(x)$:

$$f_X(x) = \frac{d}{dx}[F_X(x)]$$

The significance of the density function is that it indicates for a continuous random variable the concentration of possible observed values along the real axis. This interpretation will be clarified in the next section.

Example 13.13

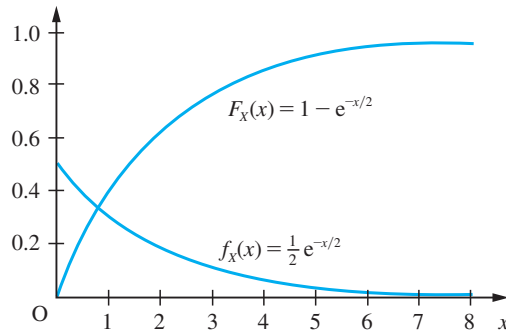
The lifetime of an electronic component (in thousands of hours) is a continuous random variable with probability density function

$$f_X(x) = \begin{cases} \frac{1}{2}e^{-x/2} & (x \geq 0) \\ 0 & (x < 0) \end{cases}$$

(This is an example of an **exponential distribution** with parameter $\frac{1}{2}$.) Plot the distribution and density functions.

Solution Integrating the density function gives the distribution function (Figure 13.21):

Figure 13.21
An exponential
distribution (Example
13.13).



$$F_X(x) = \int_0^x \frac{1}{2} e^{-z/2} dz = [-e^{-z/2}]_0^x = 1 - e^{-x/2}$$

for $x \geq 0$, and zero for $x < 0$. The variable z is a dummy variable used for integration. The distribution and density functions show that most components have short lifetimes, but a small proportion can survive for much longer.

13.4.4 Properties of density and distribution functions

In order to use the density and distribution functions, we need the following results, which are immediate from the definitions:

$$(a) \quad \lim_{x \rightarrow -\infty} F_X(x) = 0 \quad \text{and} \quad \lim_{x \rightarrow +\infty} F_X(x) = 1$$

Clearly it is impossible for a random variable to have a value less than $-\infty$, and it is certain to have a value less than $+\infty$.

$$(b) \quad \text{If } x_1 < x_2 \quad \text{then} \quad F_X(x_1) \leq F_X(x_2)$$

Here the event that $X \leq x_1$ is a subset of the event that $X \leq x_2$, so the probability of the latter must be at least as great as that of the former. From results (a) and (b) it follows that at any point the distribution function is either constant or else increasing, ultimately from its lower limit of zero (at $-\infty$) to its upper limit of one (at $+\infty$).

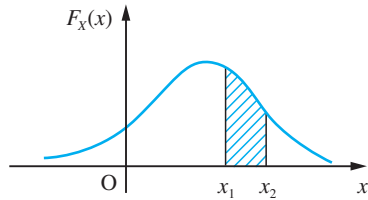
$$(c) \quad P(x_1 < X \leq x_2) = F_X(x_2) - F_X(x_1)$$

For any random variable the difference between the values of the distribution function at two points is the probability that a value of the random variable will lie between those two points (or is equal to the upper one). For a continuous random variable this is also the area under the density function between those points, by virtue of the relationship between the functions:

$$P(x_1 < X \leq x_2) = \int_{x_1}^{x_2} f_X(z) dz$$

as illustrated in Figure 13.22. This crucial result expresses the significance of the density function and leads to another feature of continuous random variables that should be clearly understood. Setting $x_1 = x_2 = x$, we see that the probability $P(X = x)$ that the random variable has a value exactly equal to x is zero for any x , because the integral is over a domain of length zero. This is in sharp contrast to discrete random variables, which can *only* take certain specific values.

Figure 13.22
Probability of interval
from density function.



$$(d) \int_{-\infty}^{+\infty} f_X(x) dx = 1$$

The total area under the density function must be unity because the random variable must have a value somewhere.

Example 13.14

For the distribution of component lifetimes in Example 13.13 find the proportion of components that last longer than 6000 hours.

Solution Using the distribution function,

$$\begin{aligned} P(X > 6) &= 1 - P(X \leq 6) = 1 - F_X(6) \\ &= 1 - [1 - e^{-6/2}] = e^{-3} \approx 0.05 \end{aligned}$$

In other words, approximately one in twenty components lasts longer than 6000 hours.

Example 13.15

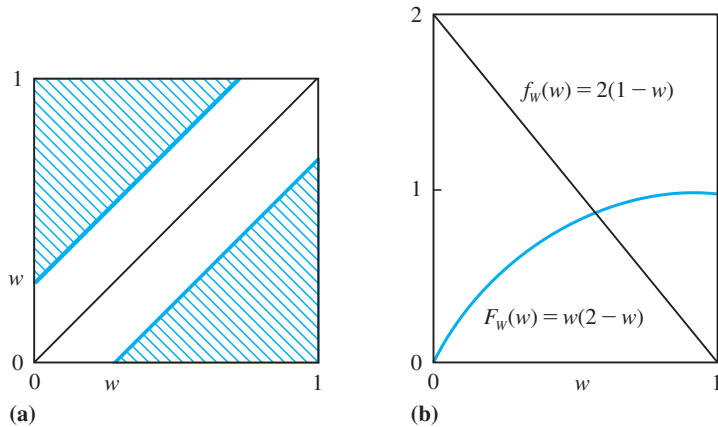
Two people have agreed to meet in a definite place between six and seven o'clock. Their actual times of arrival are independent and entirely random (no arrival time more likely than any other) within the hour. Find

- the density function of the time that the first person arriving has to wait;
- the probability that the meeting will occur if the first person to arrive does not wait for longer than 15 minutes.

Solution (a) The sample space can be regarded as a unit square as depicted in Figure 13.23(a).

Figure 13.23

(a) Sample space for Example 13.15.
 (b) Density and distribution functions for waiting time.



Each point represents a pair of arrival times, each measured as part of one hour from six o'clock. Because all arrival times are equally likely for each person and because they arrive independently, all points in the unit square are equally likely. Because the total probability must be one, this implies that the probability of any subset of points is simply equal to the area of that subset. Points along the diagonal lines offset along either axis by a distance w correspond to a waiting time for the first person arriving (W , say) equal to w , because the difference between the arrival times is constant along such lines. The shaded area therefore represents a waiting time greater than w . Putting the two triangles together, we obtain a square of side $1 - w$, so the probability that the waiting time exceeds w is given by

$$P(W > w) = (1 - w)^2$$

The complement of this gives the distribution function of waiting time:

$$F_W(w) = P(W \leq w) = 1 - (1 - w)^2 = 2w - w^2$$

and, by differentiation, the probability density function is

$$f_W(w) = 2(1 - w)$$

both functions being for w between zero and one and illustrated in Figure 13.23(b).

(b) The probability that the meeting will occur is the probability that the waiting time does not exceed 15 minutes:

$$P(W \leq \frac{1}{4}) = F_W(\frac{1}{4}) = \frac{7}{16}$$

13.4.5 Exercises

24 Find the distribution of the sum of the numbers when a pair of dice is tossed.

25 At the 18th hole of a golf course the probability that a golfer will score a par four is 0.55, the probability of one under is 0.17, of two under is 0.03, of one over is 0.2 and of two over is 0.05. Plot the (cumulative) distribution function.

26 A difficult assembly process must be undertaken, and the probability of success at each attempt is 0.2. The distribution of the number of independent attempts needed to achieve success is given by the product rule as

$$P(X = k) = (0.2)(0.8)^{k-1} \quad (k = 1, 2, 3, \dots)$$

Plot the distribution function and find the probabilities that the number of attempts will be

- (a) less than four;
- (b) between three and five.

27 Suppose that a coin is tossed three times and that the random variable W represents the number of heads minus the number of tails.

- (a) List the elements of the sample space S for the three tosses of the coin, and to each sample point assign a value w of W .
- (b) Find the probability distribution of W , assuming that the coin is fair.
- (c) Find the probability distribution of W , assuming that the coin is biased so that a head is twice as likely to occur as a tail.

28 If the probability density function of a random variable X is given by

$$f_X(x) = \begin{cases} c/\sqrt{x} & (0 < x < 4) \\ 0 & (\text{elsewhere}) \end{cases}$$

where c is a constant, find

- (a) the value of c ;
- (b) the distribution function;
- (c) $P(X > 1)$.

29 The time interval (X) between successive earthquakes of a certain magnitude has an exponential distribution with density function given by

$$f_X(x) = \begin{cases} \frac{1}{90}e^{-x/90} & \text{if } x \geq 0 \\ 0 & \text{if } x < 0 \end{cases}$$

where x is measured in days. Find the probability that such an interval will not exceed 30 days.

30 The shelf life (in hours) of a certain perishable packaged food is a random variable with density function

$$f_X(x) = \begin{cases} 20\,000(x + 100)^{-3} & (x > 0) \\ 0 & (\text{otherwise}) \end{cases}$$

Find the probabilities that one of these packages will have a shelf life of

- (a) at least 200 hours;
- (b) at most 100 hours;
- (c) between 80 and 120 hours.

31 The wave amplitude X on the sea surface often has the following (Rayleigh) distribution:

$$f_X(x) = \begin{cases} \frac{x}{a} \exp\left(\frac{-x^2}{2a}\right) & (x > 0) \\ 0 & (\text{otherwise}) \end{cases}$$

where a is a positive constant. Find the distribution function and hence the probability that a wave amplitude will exceed 5.5 m when $a = 6$.

13.4.6 Measures of location and dispersion

The observable properties of a random variable are determined by its distribution of probabilities (if discrete) or density function (if continuous), but this amount of information is difficult to extract from data. One common approach that is rather simpler is

to assume that the random variable is one of a class whose distribution is specified by a formula and which often arises in practice, such as the binomial, Poisson or normal. These distributions will be covered in Section 13.5. Another common approach is to characterize the random variable in terms of two numbers: a measure of **location** ('typical' value) and a measure of **dispersion** ('spread' about that value). In practice, both approaches are used together, with the measures of location and dispersion often providing the parameters for the formula of the distribution.

Mean, median and mode

There are three common measures of location, the most important of which is the **mean**. For a random variable X this is usually given the symbol μ_X and is defined as

$$\mu_X = \begin{cases} \sum_{k=1}^m v_k P(X = v_k) & \text{if } X \text{ is discrete} \\ \int_{-\infty}^{+\infty} x f_X(x) dx & \text{if } X \text{ is continuous} \end{cases}$$

This represents a weighted sum of the possible values of X , with weights reflecting their relative likelihood of occurrence, and is effectively the 'centre of gravity' of the distribution.

Another measure of location that is often used is the **median**. For a continuous random variable X this is the point m_X for which

$$P(X \leq m_X) = F_X(m_X) = \frac{1}{2}$$

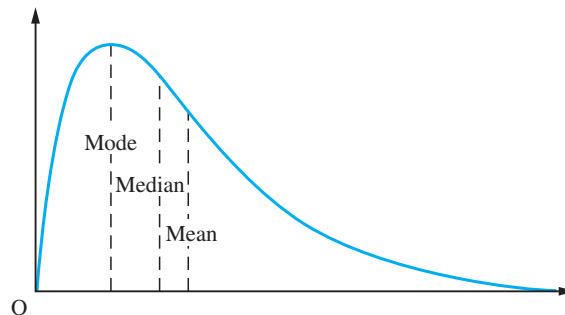
In other words, there are equal chances of X being greater than the median or less than the median. For a discrete random variable the median may not be unique, and is any point for which

$$P(X \leq m_X) \geq \frac{1}{2} \quad \text{and} \quad P(X \geq m_X) \geq \frac{1}{2}$$

The median of a distribution does not coincide with the mean unless the distribution has an axis of symmetry, in which case both measures lie on it.

The third measure of location is the **mode**, which is any point for which the probability density function $P_X(\text{mode})$ (if discrete) or the probability density function $f_X(\text{mode})$ (if continuous) is an overall maximum. The mode can therefore be regarded as the most likely value of X to be observed. The mean, median and mode can all differ (see for example Figure 13.24), and can occur in any order.

Figure 13.24
Mode, median and mean for a particular distribution.



Example 13.16

Find the mean, median and mode for

- a simple die toss,
- the number of ship arrivals (Example 13.12),
- the lifetime distribution (Example 13.13).

Solution (a) For the toss of a fair die

$$\mu_X = \sum_{k=1}^6 \frac{1}{6}k = 3.5$$

The median is any point in the interval [3, 4], and each possible value is a mode.

(b) For the number of ship arrivals

$$\mu_X = (0)(0.1) + (1)(0.3) + (2)(0.35) + (3)(0.2) + (4)(0.05) = 1.8$$

The median is two because $P(X \leq 2) = 0.75$ and $P(X \geq 2) = 0.6$, both of which exceed one-half. The mode is also equal to two because this is the most likely value.

(c) For the lifetime distribution

$$\mu_X = \int_0^{\infty} \frac{1}{2}xe^{-x/2}dx$$

which we integrate by parts to obtain

$$\mu_X = [-xe^{-x/2}]_0^{\infty} + \int_0^{\infty} e^{-x/2}dx = [-2e^{-x/2}]_0^{\infty} = 2$$

The median is given by

$$F_X(m_X) = 1 - e^{-m_X/2} = \frac{1}{2}$$

from which $m_X = 1.386$. The mode, however, is zero because this is the peak of the density function.

Variance, standard deviation and quartiles

There are two approaches to measuring the variation of random variables around their central values (mean, median or mode). The most important such measure is the **variance**, a weighted sum of squared differences between the possible values and the mean, usually written as $\text{Var}(X)$ or σ_X^2 :

$$\text{Var}(X) = \sigma_X^2 = \begin{cases} \sum_{k=1}^m (v_k - \mu_X)^2 P(X = v_k) & \text{if } X \text{ is discrete} \\ \int_{-\infty}^{+\infty} (x - \mu_X)^2 f_X(x) dx & \text{if } X \text{ is continuous} \end{cases}$$

This is analogous to ‘moment of inertia’: it measures how tightly concentrated the possible values are about the mean (centre of gravity). One undesirable feature is that the squaring operation changes the units, so that a random variable measured, say, in volts will have a variance in volts squared. The remedy is to use the **standard deviation** σ_X , which is defined as the square root of the variance.

The alternative approach to measuring dispersion is to exploit the distribution function $F_X(x)$. Suppose for simplicity that X is a continuous random variable. We have already defined the median by

$$F_X(m_X) = \frac{1}{2}$$

The points q_1 and q_3 where

$$F_X(q_1) = \frac{1}{4} \quad \text{and} \quad F_X(q_3) = \frac{3}{4}$$

are called **quartiles**, and the median can also be described as a quartile q_2 . These quartiles divide the range of possible values of X into four successive intervals, for each of which the probability of X falling in the interval is one-quarter. In fact, a finer subdivision into 100 equally likely intervals is also used, the dividing points being called **percentiles**. The first quartile q_1 is then the 25th percentile, and so on. The 10th and 90th percentiles are also known as the 1st and 9th **deciles**, d_1 and d_9 .

The most common measure of dispersion apart from variance (or standard deviation) is the **interquartile range** $q_3 - q_1$. Sometimes the **semi-interquartile range** or **quartile deviation** $\frac{1}{2}(q_3 - q_1)$ is quoted instead. The **interdecile range** $d_9 - d_1$ is also used.

Example 13.17

Find the variance and standard deviation for each of the random variables in Example 13.16, and the interquartile range for the lifetime distribution.

Solution (a) For the toss of a fair die, using $\mu_X = 3.5$,

$$\sigma_X^2 = \left[\sum_{k=1}^6 \frac{1}{6}(k - 3.5)^2 \right] = 2.917$$

from which $\sigma_X = 1.708$.

(b) For the number of ship arrivals, using $\mu_X = 1.8$,

$$\begin{aligned} \sigma_X^2 &= (0 - 1.8)^2(0.1) + (1 - 1.8)^2(0.3) + (2 - 1.8)^2(0.35) \\ &\quad + (3 - 1.8)^2(0.2) + (4 - 1.8)^2(0.05) = 1.060 \end{aligned}$$

from which $\sigma_X = 1.030$.

(c) For the lifetime distribution, using $\mu_X = 2$,

$$\sigma_X^2 = \int_0^{\infty} \frac{1}{2}(x - 2)^2 e^{-x/2} dx$$

which we integrate by parts to obtain

$$\begin{aligned}\sigma_x^2 &= -[(x-2)^2 e^{-x/2}]_0^\infty + \int_0^\infty 2(x-2)e^{-x/2} dx \\ &= 4 - [4(x-2)e^{-x/2}]_0^\infty + \int_0^\infty 4e^{-x/2} dx = 4\end{aligned}$$

from which $\sigma_x = 2$. The quartiles q_1 and q_3 are the solutions of

$$1 - e^{-x/2} = \frac{1}{4} \quad \text{and} \quad 1 - e^{-x/2} = \frac{3}{4}$$

respectively, from which $q_1 = 0.575$ and $q_3 = 2.773$, and the interquartile range is therefore $2.773 - 0.575 = 2.198$.

13.4.7 Expected values

The mean and variance are special cases of expected values for a random variable. In general, the **expected value** of a function $h(X)$ of a random variable X is

$$E[h(X)] = \begin{cases} \sum_{k=1}^m h(v_k)P(X = v_k) & \text{if } X \text{ is discrete} \\ \int_{-\infty}^{+\infty} h(x)f_X(x)dx & \text{if } X \text{ is continuous} \end{cases}$$

As before, this is a weighted combination of the possible values. The mean and variance are retrieved by taking $h(X) = X$ and $h(X) = (X - \mu_x)^2$ respectively.

Expected values have many applications. One immediate application is in a useful alternative expression for the variance, obtained by expanding the square. If X is continuous then

$$\begin{aligned}\sigma_x^2 &= \int_{-\infty}^{+\infty} (x - \mu_x)^2 f_X(x) dx \\ &= \int_{-\infty}^{+\infty} x^2 f_X(x) dx - 2\mu_x \int_{-\infty}^{+\infty} x f_X(x) dx + \mu_x^2 \int_{-\infty}^{+\infty} f_X(x) dx \\ &= E(X^2) - \mu_x^2\end{aligned}$$

In other words, the variance is the expected value (or mean) of the square minus the square of the mean. The same is true when X is discrete, by a similar proof.

Example 13.18

Find the mean and standard deviation of the waiting time in Example 13.15.

Solution The mean waiting time is

$$\mu_w = \int_0^1 2(w - w^2)dw = \frac{1}{3}$$

The mean square is

$$E(W^2) = \int_0^1 2(w^2 - w^3)dw = \frac{1}{6}$$

so the standard deviation is

$$\sigma_W = \sqrt{[\frac{1}{6} - (\frac{1}{3})^2]} = 0.236$$

These translate to 20 minutes for the mean and about 14 minutes for the standard deviation.

13.4.8 Independence of random variables

It is possible for two different random variables to be measured for the same object: for example, a person's height and weight. Individually, these random variables have distributions, mean values and variances, which apply to a particular population, but this is not the whole story. It is clear that taller people tend to be heavier than shorter people (although obviously there are exceptions). In this case we say that these variables are **dependent** upon each other (to some degree). The notion of dependence is basically the same as that applying to events, discussed in Section 13.3.4. Furthermore, just as events can be independent (Section 13.3.5), so can random variables. For example, it is plausible that a person's birthday and telephone number are not related in any way, and are therefore independent random variables. Nothing is likely to be learned about the one from an observation of the other.

For independent events we have the rule that the joint probability is the product of the separate probabilities:

$$P(A \cap B) = P(A)P(B)$$

For independent discrete random variables a similar rule applies:

$$P(X = u_i \cap Y = v_j) = P(X = u_i)P(Y = v_j)$$

where u_1, u_2, \dots, u_k are the possible values of X and v_1, v_2, \dots, v_m are the possible values of Y . This effectively specifies a **joint distribution** for the two random variables. If we sum over the possible values of Y then we find

$$\begin{aligned} \sum_{j=1}^m P(X = u_i \cap Y = v_j) &= \sum_{j=1}^m P(X = u_i)P(Y = v_j) \\ &= P(X = u_i) \sum_{j=1}^m P(Y = v_j) \\ &= P(X = u_i) \end{aligned}$$

Thus the individual probability of one value u_i of X can be obtained from the joint distribution by summing over all values v_j of Y , with X fixed at u_i . In fact, this is true even when the random variables are dependent.

Example 13.19

A new plant at a manufacturing site has to be first installed and then commissioned. The times required for these two stages depend upon different random factors, and can therefore be regarded as independent. Based on past experience, the respective distributions for X (installation time) and Y (commissioning time), both in days, are as follows:

u_i	3	4	5	6
$P(X = u_i)$	0.1	0.4	0.3	0.2

v_j	2	3	4
$P(Y = v_j)$	0.50	0.35	0.15

Find the joint distribution for X and Y , and the probability that the total time will not exceed seven days.

Solution

Because the random variables are independent, the joint distribution is given by the product of the separate distributions:

$$P(X = u_i \cap Y = v_j) = P(X = u_i)P(Y = v_j)$$

with the following result:

Joint probability	u_i				Total
	3	4	5	6	
v_j { 2	0.050	0.200	0.150	0.100	0.50
3	0.035	0.140	0.105	0.070	0.35
4	0.015	0.060	0.045	0.030	0.15
Total	0.10	0.40	0.30	0.20	1.00

Note that the row and column totals give the individual distributions for X and Y . The probability that the total time will not exceed seven days is given by the sum of those joint probabilities above the stepped dashed line:

$$\begin{aligned} P(X + Y \leq 7) &= P(X = 3 \cap Y = 2) + P(X = 3 \cap Y = 3) + P(X = 3 \cap Y = 4) \\ &\quad + P(X = 4 \cap Y = 2) + P(X = 4 \cap Y = 3) + P(X = 5 \cap Y = 2) \\ &= 0.050 + 0.035 + 0.015 + 0.200 + 0.140 + 0.150 = 0.59 \end{aligned}$$

13.4.9 Scaling and adding random variables

Example 13.19 has introduced the idea of a sum of random variables, itself a random quantity. The distribution of this quantity can be deduced from the joint distribution; thus in Example 13.19 the probability that the total time (installation plus commissioning) will take exactly seven days is

$$\begin{aligned} P(X + Y = 7) &= P(X = 3 \cap Y = 4) + P(X = 4 \cap Y = 3) + P(X = 5 \cap Y = 2) \\ &= 0.015 + 0.140 + 0.150 = 0.305 \end{aligned}$$

A similar calculation can be done for every possible value from the minimum (five days) to the maximum (ten days), and the distribution is then complete.

Example 13.20

Find the distribution of total time for the situation described in Example 13.19, and the expected value of this time.

Solution Proceeding as described above, we obtain the following distribution:

w_k	5	6	7	8	9	10
$P(X + Y = w_k)$	0.050	0.235	0.305	0.265	0.115	0.030

The expected value is then

$$E(X + Y) = \sum_{w_k} w_k P(X + Y = w_k) = 7.25$$

There is, however, an easier way to arrive at the mean of a sum of random variables. The separate means (or expected values) of X and Y are easily found from the values given in Example 13.19:

$$E(X) = \sum_{u_i} u_i P(X = u_i) = 4.60$$

$$E(Y) = \sum_{v_j} v_j P(Y = v_j) = 2.65$$

It has turned out that

$$E(X + Y) = E(X) + E(Y)$$

The mean of the sum of random variables is the sum of the means. That this is a general result is shown as follows:

$$\begin{aligned} E(X + Y) &= \sum_{i=1}^k \sum_{j=1}^m (u_i + v_j) P(X = u_i \cap Y = v_j) \\ &= \sum_{i=1}^k u_i \left[\sum_{j=1}^m P(X = u_i \cap Y = v_j) \right] + \sum_{j=1}^m v_j \left[\sum_{i=1}^k P(X = u_i \cap Y = v_j) \right] \\ &= \sum_{i=1}^k u_i P(X = u_i) + \sum_{j=1}^m v_j P(Y = v_j) \\ &= E(X) + E(Y) \end{aligned}$$

The double summation is over all the possible values of $X + Y$ (which are $u_i + v_j$) times the probability of each combination, and the result in Section 13.4.8 that summing a joint probability over the values of one variable gives the probability of the other variable has been used. Furthermore, because this also holds for dependent variables (as can be seen in *Advanced Modern Engineering Mathematics*), the mean of a sum of random variables is always equal to the sum of the means, whether they are dependent or not.

For the variance of a sum it is not quite so simple. If the mean of X is μ_x and the mean of Y is μ_y then

$$\begin{aligned}\text{Var}(X + Y) &= E\{[(X + Y) - (\mu_x + \mu_y)]^2\} = E\{(X - \mu_x) + (Y - \mu_y)\}^2 \\ &= E\{(X - \mu_x)^2 + (Y - \mu_y)^2 + 2(X - \mu_x)(Y - \mu_y)\} \\ &= E\{(X - \mu_x)^2\} + E\{(Y - \mu_y)^2\} + E\{2(X - \mu_x)(Y - \mu_y)\}\end{aligned}$$

The first two terms on the right-hand side are $\text{Var}(X)$ and $\text{Var}(Y)$ respectively. The third term (which is actually called the **covariance**) is a measure of dependence, and it is shown in *Advanced Modern Engineering Mathematics* that this is always zero for independent variables. Hence if X and Y are independent, the variance of a sum is equal to the sum of the variances:

$$\text{Var}(X + Y) = \text{Var}(X) + \text{Var}(Y)$$

These results for the mean and variance of sums of random variables extend naturally to any number of variables, and apply whether the variables are discrete or continuous.

If we add a constant (c , say) to a random variable X , it follows immediately from the definitions in Section 13.4.6 that the same constant is added to the mean, but the variance does not change. If X is a continuous random variable, with density function $f_X(x)$, say, then

$$\begin{aligned}E(X + c) &= \int_{-\infty}^{+\infty} (x + c)f_X(x)dx = \int_{-\infty}^{+\infty} xf_X(x)dx + c \int_{-\infty}^{+\infty} f_X(x)dx \\ &= \mu_x + c \\ \text{Var}(X + c) &= \int_{-\infty}^{+\infty} [(x + c) - (\mu_x + c)]^2 f_X(x)dx \\ &= \int_{-\infty}^{+\infty} (x - \mu_x)^2 f_X(x)dx = \sigma_x^2\end{aligned}$$

If we multiply a random variable X by a constant c , the mean is multiplied by c and the variance by c^2 :

$$\begin{aligned}E(cX) &= \int_{-\infty}^{+\infty} cxf_X(x)dx = c\mu_x \\ \text{Var}(cX) &= \int_{-\infty}^{+\infty} (cx - c\mu_x)^2 f_X(x)dx = c^2 \int_{-\infty}^{+\infty} (x - \mu_x)^2 f_X(x)dx = c^2 \sigma_x^2\end{aligned}$$

All of these results hold whether X is continuous or discrete.

Example 13.21

If a mean temperature is 58°F, what is the mean temperature in degrees Celsius?

Solution If T_F and T_C denote temperatures in Fahrenheit and Celsius respectively then

$$T_C = \frac{5}{9}(T_F - 32)$$

so

$$E(T_C) = \frac{5}{9}[E(T_F) - 32] = \frac{5}{9}(58 - 32) = 13.4^\circ\text{C}$$

13.4.10 Measures from sample data

We can now return to the consideration of data, which is the object of the whole exercise. Given that the exact distribution of a random quantity under investigation is usually not known in an experimental context but that the mean and variance at least would be useful characteristics of it, it is reasonable to try to estimate these from the data. Experience shows that quite good estimates of mean and variance can be obtained even from rather small samples, whereas a much larger sample is needed before the histogram gives a good approximation to the whole shape of the true distribution.

Sample average and variance

For a sample $\{X_1, \dots, X_n\}$ of data, the **sample average** and **sample variance** are defined as

$$\bar{X} = \frac{1}{n} \sum_{i=1}^n X_i \quad \text{and} \quad S_X^2 = \frac{1}{n} \sum_{i=1}^n (X_i - \bar{X})^2$$

respectively. The **sample standard deviation** is the square root of the sample variance.

The average of the sample, and the average squared deviation from the sample average, are easy to work out from the data, and characterize the data in location and dispersion. It turns out that these approximate the true figures of mean and variance, and the approximations improve as $n \rightarrow \infty$ in a sense to be made precise below.

By expanding the square in the formula for the sample variance (as in Section 13.4.7 for the true variance) it is easy to show that an alternative expression (which is useful for hand calculation) is

$$S_X^2 = \overline{X^2} - (\bar{X})^2$$

that is, the average of the square minus the square of the average. When small samples are used in statistics (this is considered in *Advanced Modern Engineering Mathematics*), a different definition of sample variance must be adopted:

$$S_{X,n-1}^2 = \frac{1}{n-1} \sum_{i=1}^n (X_i - \bar{X})^2$$

The difference between the two definitions is relatively small. Many scientific calculators provide functions to work out sample average and both forms of sample variance or standard deviation.

Example 13.22

A die was tossed twenty-four times, producing the following results:

4, 6, 2, 4, 2, 1, 5, 1, 3, 1, 3, 4, 5, 4, 3, 1, 6, 5, 6, 3, 1, 2, 4, 6

Find the sample average and standard deviation.

Solution

The average score over the twenty-four tosses is

$$\bar{X} = 3.42$$

The average of the squares is 13.667, so the standard deviation is

$$S_X = \sqrt{[13.667 - (3.42)^2]} = 1.73$$

These figures are close to the theoretical values worked out in Examples 13.16 and 13.17.

An issue first raised in Section 1.5 is important here: to how many places of decimals should these results be quoted? The actual average of the data in this example is 3.4166..., but the results should be stated with no more significant digits than can be justified statistically. The average might be quoted as 3, 3.4, 3.42, 3.417 and so on, but the appropriate precision depends upon the sample size n .

The sample average itself is a random variable; it has a mean and variance, and it follows from the results in Section 13.4.9 that

$$\text{Var}(\bar{X}) = \text{Var}\left(\frac{X_1 + \dots + X_n}{n}\right) = \frac{1}{n^2} \text{Var}(X_1 + \dots + X_n) = \frac{n\sigma_X^2}{n^2} = \frac{\sigma_X^2}{n}$$

since the random variables, X_i , can be reasonably assumed independent here.

The larger the sample size, the smaller the variance of \bar{X} and the greater the precision, but to quantify the precision we also need a value for σ_X . Usually all we have is the estimate S_X , but this is also a random variable and subject to error. It can be shown that in many situations a (rather rough) indication of the accuracy of S_X as an estimate of σ_X is that its relative error (see Section 1.5.2) varies inversely with $\sqrt{(2n)}$:

$$\frac{|S_X - \sigma_X|}{\sigma_X} \approx \frac{1}{\sqrt{(2n)}}$$

Returning to Example 13.22, with $n = 24$, the percentage error in S_X is estimated at 14%, so the error in S_X is likely to be of order 0.2, and the second decimal place has no meaning. The error in S_X/\sqrt{n} is correspondingly of order 0.05 in its value of 0.35. The results of Example 13.22 can therefore be stated more properly as

$$\bar{X} = 3.4 \quad (\text{with likely error of order } 0.4)$$

$$S_X = 1.7 \quad (\text{with likely error of order } 0.2)$$

In practice, these high standards of honesty are not always maintained, and it is very important not to be misled by the spurious precision with which results are often quoted.

Example 13.23

Measured values of resistance (in Ω) for twelve nominally 100 Ω resistors were as follows:

106, 98, 95, 109, 99, 102, 101, 108, 94, 99, 96, 102

Find the sample average and both forms of sample variance and standard deviation.

Solution The average of the twelve figures is

$$\bar{X} = 100.75$$

which is slightly high but close to the nominal figure, and much closer to that figure than a 'typical' value from the data. The two results for sample variance and standard deviation are

$$S_X^2 = 22.2, \quad S_X = 4.7$$

and

$$S_{X,n-1}^2 = 24.2, \quad S_{X,n-1} = 4.9$$

Despite the small sample size, the difference between the two versions of sample standard deviation is not very large. Furthermore, following the above discussion, an error of order 1.0 is likely in the standard deviation ($\sqrt{\frac{1}{24}}$ is about 20%), so there is no point in distinguishing them, even to the first decimal place. The value of S_X/\sqrt{n} is 1.4, with a likely error of order 0.3, so the average should properly be stated as

$$\bar{X} = 101 \quad (\text{with likely error of order 1.5})$$

It is worth noting that in Example 13.23 the distribution of the random variable (resistance) is not known, but the sample provides useful information about the mean value and the variability about that value.

As mentioned above, many scientific calculators will work these results out automatically. There are also many statistical packages that run on computers of all sizes, and they will do the same. Figure 13.25 contains R code to compute the sample average and standard deviation of a set of data. Alternatively, Figure 13.26 contains a pseudocode listing of an efficient program to compute the sample average and standard deviation of a set of data X_1, \dots, X_n . The algorithm used works as follows.

Let M_k and Q_k respectively represent the average of the first k observations and the sum of squares of deviations of the first k observations about their average:

$$M_k = \frac{1}{k} \sum_{i=1}^k X_i \quad \text{and} \quad Q_k = \sum_{i=1}^k (X_i - M_k)^2$$

The program exploits the following recursion relations, which are proved in D. Cooke, A.H. Craven and G.M. Clarke, *Statistical Computing in Pascal* (Edward Arnold, London, 1985), pp. 54–5 (© 1985 Edward Arnold Ltd. Reproduced by permission of Edward Arnold (Publishers) Ltd).

Figure 13.25

We can use the following R code in Example 13.23 to calculate sample average, variance and standard deviation.

```
# data input
x <- c(106, 98, 95, 109, 99, 102, 101, 108, 94, 99, 96, 102)
x2 <- x^2

# Estimate variance by calculating the average squared
# deviation from the sample average
dif <- x-mean(x)
sigma_sq_x <- sum(dif^2)/length(x)
sigma_sq_x

# An alternative expression for variance
sigma_sq_x<- mean(x^2) - (mean(x))^2
sigma_sq_x

# Sample average
mean(x)

# Sample variance
var(x)

# Sample standard deviation
sd_x<-sd(x)
sd_x
```

Figure 13.26

Pseudocode listing for sample average and variance.

{Program to compute the sample average and standard deviation,
 $x(k)$ is the array of data,
 n is the sample size,
 \bar{x} is the sample average,
 s_x and s_{x_n} are the two versions of standard deviation,
 M_k and Q_k hold running totals,
 notation as in Section 13.4.10.}

```
Mk ← 0
Qk ← 0
for k is 1 to n do
  diff ← x(k) - Mk
  Mk ← ((k - 1)*Mk + x(k))/k
  Qk ← Qk + (1 - 1/k) *diff*diff
endfor
xbar ← Mk
sx ← square_root(Qk/n)
sxn_1 ← square_root(Qk/(n - 1))
```

$$M_k = \frac{1}{k}[(k-1)M_{k-1} + X_k]$$

and

$$Q_k = Q_{k-1} + \left(1 - \frac{1}{k}\right)(X_k - M_{k-1})^2$$

Finally,

$$\bar{X} = M_n, \quad S_X^2 = \frac{Q_n}{n} \quad \text{and} \quad S_{X,n-1}^2 = \frac{Q_n}{n-1}$$

The use of this recurrence method avoids having to make two passes through the data (as required for the original definition of the sample variance), and also avoids the loss of precision involved in subtracting two quantities that often turn out in practice to be large in magnitude and similar in value (as required by the alternative expression).

Sample median and range

The sample average and standard deviation are not the only measures of location and dispersion derived from data. Suppose that the data $\{X_1, \dots, X_n\}$ are ordered so that

$$X_{(1)} \leq X_{(2)} \leq \dots \leq X_{(n)}$$

Then a **sample median** that provides an estimate of the true median (Section 13.4.6) can be defined as

$$\text{sample median} = \begin{cases} X_{(k)} & (\text{odd } n = 2k - 1) \\ \frac{1}{2}[X_{(k)} + X_{(k+1)}] & (\text{even } n = 2k) \end{cases}$$

A common measure of dispersion (especially for small samples) is the **sample range** $X_{(n)} - X_{(1)}$, the difference between the largest and smallest elements of the data set, often used in quality control. The ideas of quartiles and percentiles (Section 13.4.6) can also be applied to data, based on the cumulative percentages (Section 13.2.5).

Example 13.24

Find the sample median and range for the data in Examples 13.22 and 13.23.

Solution For the die toss the sorted results are

$$1, 1, 1, 1, 1, 2, 2, 2, 3, 3, 3, 3, 4, 4, 4, 4, 4, 5, 5, 5, 6, 6, 6, 6$$

so the sample median is $\frac{1}{2}(3 + 4) = 3.5$, and the sample range is 5.

For the resistors the sorted values are

$$94, 95, 96, 97, 98, 99, 101, 101, 102, 106, 108, 109$$

so the sample median is $\frac{1}{2}(99 + 101) = 100$, and the sample range is 15.

13.4.11 Exercises

- 32 Suppose that the probability distribution for the number of days required to ship a package from London to New York is as follows:

Number of days	2	3	4	5	6	7
Probability	0.05	0.20	0.35	0.25	0.1	0.05

Find the mean of this distribution, and the probability that a particular package arrives in less than five days.

- 33 The distribution of the daily number of malfunctions of a certain computer is given by the following table:

Number of malfunctions	0	1	2	3	4	5	6
Probability	0.17	0.29	0.27	0.16	0.07	0.03	0.01

Find the mean, the median and the standard deviation of this distribution.

- 34 Find the average sentence length for the sentences with lengths given in Question 1 in Exercises 13.2.6.
- 35 The distribution of the number X of independent attempts needed to achieve the first success when the probability of success is 0.2 at each attempt is given by
- $$P(X = k) = (0.2)(0.8)^{k-1} \quad (k = 1, 2, 3, \dots)$$
- (see Question 26 in Exercises 13.4.5). Find the mean, the median and the standard deviation for this distribution.
- 36 You arrive at a railway station knowing only that trains leave for your destination at intervals of one hour. Find the mean and standard deviation of your waiting time.
- 37 A random variable X has the linear distribution given by

$$f_X(x) = \begin{cases} a - bx & (0 \leq x \leq \frac{a}{b}) \\ 0 & (\text{otherwise}) \end{cases}$$

where a and b are constants. Show that

- (a) $a = \sqrt{2}b$ (b) the median of X is $(\sqrt{2} - 1)\sqrt{b}$

- 38 Suppose that the running distance (in thousands of kilometres) that car owners get from a tyre is a random variable with density function

$$f_X(x) = \begin{cases} \frac{1}{30}e^{-x/30} & (x > 0) \\ 0 & (x \leq 0) \end{cases}$$

Find

- (a) the probability that one of these tyres will last at most 19 000 km;
 (b) the mean and standard deviation of X ;
 (c) the median and interquartile range of X .

- 39 If the probability density of the random variable X is

$$f_X(x) = \begin{cases} 30x^2(1-x)^2 & (0 < x < 1) \\ 0 & (\text{otherwise}) \end{cases}$$

find the probability that X will take a value within two standard deviations of its mean.

- 40 The distribution of downtime T for breakdowns of a computer system is given by

$$f_T(t) = \begin{cases} a^2te^{-at} & (t > 0) \\ 0 & (\text{otherwise}) \end{cases}$$

where a is a positive constant. The cost of downtime derived from the disruption resulting from breakdowns rises exponentially with T :

$$\text{cost factor} = h(T) = e^{bT}$$

Show that the expected cost factor for downtime is $[a/(a-b)]^2$, provided that $a > b$.


- 41 The mean times for completion of tasks A and B are four and six hours respectively. A particular project involves three tasks of type A and two of type B, all to be performed in succession. What is the expected time for completion of the project? Also, if the standard deviations for A and B are one and two hours respectively, and if all project times are independent, what is the standard deviation of the completion time?

- 42 An inspection of twelve specimens of material from inside a reactor vessel revealed the following percentages of impurities:




2.3, 1.9, 2.1, 2.8, 2.3, 3.6, 1.4, 1.8, 2.1, 3.2, 2.0, 1.9

Find (a) the sample average and both versions of the sample standard deviation, (b) the sample median and range.

- 43  Find the sample average, standard deviation, median and range for the following sample of component lifetimes (in thousands of hours):

5.6, 4.1, 6.0, 5.8, 5.2, 4.3, 6.4, 5.5, 6.0, 5.1, 4.9, 4.2, 4.8, 6.8, 5.6, 5.2, 7.3, 5.4, 4.7, 5.9, 5.0, 6.3, 4.4, 6.0

- 44  Find the sample averages and standard deviations for the engine performance data in Figure 13.1.

- 45 In a problem similar to that in Question 35 the probability of success at the first attempt is 0.2 but the probability of failure at each subsequent attempt (if needed) is half of that for the previous attempt. Find the mean number of attempts needed to achieve the first success.

- 46 Find the median and the mode for the Rayleigh distribution

$$f_X(x) = \begin{cases} \frac{x}{a} \exp\left(-\frac{x^2}{2a}\right) & (x > 0) \\ 0 & (\text{otherwise}) \end{cases}$$


(see Question 31 in Exercises 13.4.5). Also show that the mean is given by

$$\mu_X = \int_0^{\infty} \exp\left(-\frac{x^2}{2a}\right) dx$$

which can be shown to be $\sqrt{(\frac{1}{2}\pi a)}$. Compare these quantities when $a = 6$, and find the interquartile range.

- 47 Two people are separately attempting to succeed at a particular task, and each will continue attempting until success is achieved. The probability of success of each attempt for person A is p , and that for person B is q , all attempts being independent. What is the probability that person B will achieve success with no more attempts than person A does?

$$\left(\text{Hint: } \sum_{i=0}^{n-1} x^i = \frac{1-x^n}{1-x} \right)$$

- 48  Sample values that are several standard deviations away from the sample average are called **outliers**. They are often just measurement or transcription errors, but they can bias a statistical calculation. Which of the following data are more than three sample standard deviations away from the average?

19.4, 18.1, 25.6, 18.2, 20.6, 25.0, 21.8, 15.5, 26.3, 15.8, 18.7, 19.3, 22.3, 20.9, 24.2, 21.4, 23.2, 21.4, 47.1, 23.6, 46.3, 21.2, 27.5, 20.8, 24.7, 25.9, 25.8, 33.4, 30.9, 24.5

13.5 Important practical distributions

A lot of information is required to specify the exact distribution of a random variable, and even more to specify the joint distribution of two or more variables. The mean, variance and covariance are useful measures of the most important properties of random variables, namely location, dispersion and dependence, which can realistically be estimated from data. These measures are of great value in statistics, as can be seen in the companion text *Advanced Modern Engineering Mathematics*. Another shortcut is provided by the various classes of distributions that are often used in statistical practice. The user has to supply the values of certain essential parameters, perhaps using estimates of mean and variance to do so, and then the probability distribution is determined by a formula. Experience shows that these classes of distributions (which are idealized in mathematical form) do approximate very well to the actual distributions in many practical situations.

The most important of these classes of distributions are the binomial, Poisson and normal. In this section we cover these, with a particular view towards the statistical applications to follow.

13.5.1 The binomial distribution

Consider first a simple coin-tossing experiment, or any other random situation where only two outcomes are possible. We shall refer to these outcomes as ‘success’ and ‘failure’, but any other pair of terms (appropriate to the context) will do. Imagine tossing the coin (or performing the general experiment) n times and counting the number of successes. Clearly the sample space for this random variable Y , say, is $S = \{0, 1, \dots, n\}$ with values near the middle of the range being more probable than values near the ends. It is this distribution that is sought.

A **Bernoulli trial** is a single observation of a random variable X , say, that can take the values 0 or 1:

$$P(X = 1) = p \quad \text{and} \quad P(X = 0) = 1 - p$$

for some success probability p .

The mean and variance of X are easily derived:

$$E(X) = 1(p) + 0(1 - p) = p$$

and

$$E(X^2) = 1^2(p) + 0^2(1 - p) = p$$

Hence

$$\sigma_x^2 = p - p^2 = p(1 - p)$$

Now let $\{X_1, \dots, X_n\}$ denote n independent Bernoulli trials, each with success probability p . The number of successes is

$$Y = X_1 + \dots + X_n$$

Suppose in general that $Y = k$, where $0 \leq k \leq n$. Then k of the X_i values are equal to one and $n - k$ are equal to zero. The probability of this occurring is

$$p^k(1 - p)^{n-k}$$

by the product rule (because the separate outcomes are independent).

There are many ways in which the k successes can be distributed among the n trials. For instance, if $n = 5$ and $k = 3$, the result might be $\{1, 1, 0, 1, 0\}$ or $\{0, 1, 1, 1, 0\}$ or $\{1, 0, 0, 1, 1\}$, and so on. As far as we are concerned, these are all equivalent, since we are interested only in the total number of successes and not their particular arrangement among the trials. The number of possible arrangements of the k successes among the n trials is given by the binomial coefficient (see Section 7.7.2)

$$\binom{n}{k} = \frac{n!}{(n - k)!k!}$$

Each arrangement of successes is exclusive of every other, so the addition rule of probabilities gives us the distribution

$$P(Y = k) = \binom{n}{k} p^k (1 - p)^{n-k} \quad (k = 0, \dots, n)$$

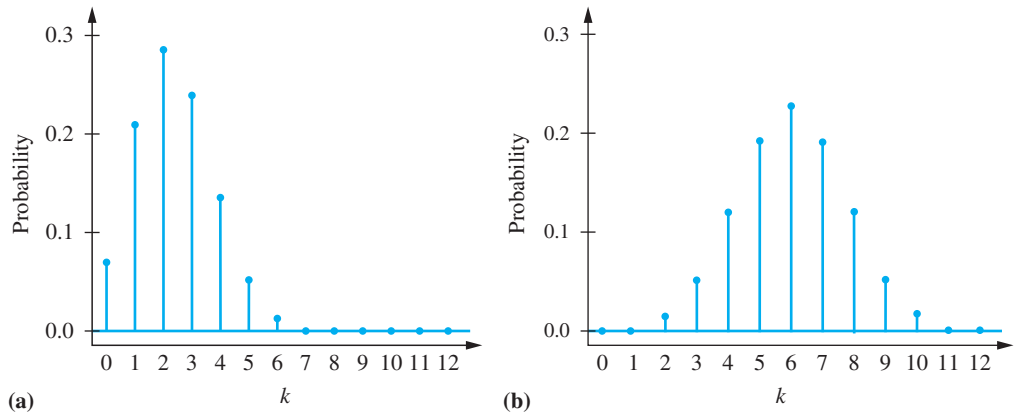


Figure 13.27 Binomial distributions: (a) $n = 12$, $p = 0.2$; (b) $n = 12$, $p = 0.5$.

This is the general form of the **binomial distribution**, with parameters n and p . The mean and variance of the binomial distribution are

$$E(Y) = np \quad \text{and} \quad \text{Var}(Y) = np(1 - p)$$

(this follows from the mean and variance of the Bernoulli random variable and the results on the mean and variance of sums of random variables in Section 13.4.9). Two typical binomial distributions can be seen in Figure 13.27.



The plots in Figure 13.27 (a) can be produced by using the following R code:

```
k <-0:12

# Binomial distributions: (a) n=12, p =0.2

# Probability of exactly k successes
probability<- dbinom(k, prob = 0.2, size=12)

# Plot the probabilities of k successes
plot(k, probability, pch=19, axes=F, col="blue",
ylim=c(0,0.3), cex=1.2, cex.axis=2, cex.lab=1.2,
xlab=expression(italic(k)), ylab="Probability", las=1)
axis(1, at=seq(0,12,1))
axis(2, at=c(0, 0.1, 0.2, 0.3), las=1)
# Join X and Y axes
box(bty = "l")
# Draw a horizontal line at y = 0
abline(h=0, col="blue")

# Draw vertical lines at each k
for(i in 1:length(k)){
segments(k[i], 0, x1 = k[i], y1 = probability[i], col =
"blue", lty = 1, lwd = 2)
}
```


Example 13.25

A component supplier claims that 95% of its catalogue items are in stock at any time. A particular order for twenty different components is returned with three items missing as being out of stock. Is this likely, given the supplier's claim?

Solution

Each item can be either in stock or out of stock at any time, and the probability of each item being out of stock is 5%. The binomial distribution therefore applies and

$$P(k \text{ out of stock}) = \binom{20}{k} 0.05^k 0.95^{20-k}$$

so

$$\begin{aligned} P(3 \text{ or more out of stock}) &= P(3) + P(4) + \dots + P(20) \\ &= 1 - P(0) - P(1) - P(2) \\ &= 1 - 0.3585 - 0.3774 - 0.1887 \\ &= 0.0755 \end{aligned}$$

This is unlikely, given the supplier's claim.

There are several points to note about this simple example. The assumed figure of 5% probability of being out of stock is prompted by the supplier's claim, but in reality this will be an average figure, both between components (some may be out of stock more often than others because of supply difficulties) and over time (for the same reason). The independence assumption may not be true – if for instance a consignment of several similar types of components is awaited from a manufacturer and several of these are included in the order.

Most importantly, the probability worked out in the solution is that of three *or more* being out of stock, a result *at least as extreme* as that observed. Any result may have a low probability. What matters here is how far into the 'tail' of the distribution the actual result lies, and this is assessed by the total probability from there to the maximum value of k , which is 20. Note the use of the complement rule to simplify the calculation.

13.5.2 The Poisson distribution

The binomial distribution becomes unwieldy for large values of its parameter n , as illustrated in Examples 13.26 and 13.27. Another discrete distribution that often serves as a useful approximation to the binomial is the following:

$$P(X = k) = \frac{\lambda^k e^{-\lambda}}{k!} \quad (k = 0, 1, 2, \dots)$$

This is the general form of the **Poisson distribution**, with parameter λ . It is shown in *Advanced Modern Engineering Mathematics* that the mean and variance of the Poisson distribution are both equal to λ . These can be derived directly from the definition, but are more easily obtained by using the **moment generating function**, which will also be considered there. Also using this technique, it can be shown that for large n and small p the Poisson distribution approximates the binomial with $\lambda = np$. As a guide, the Poisson approximation can be used if $n \geq 25$ and $p \leq 0.1$. This is illustrated numerically in Figure 13.28, where binomial and Poisson distributions are compared for $n = 25$, $p = 0.1$ and $\lambda = 2.5$.

Figure 13.28
Binomial and Poisson
distributions.

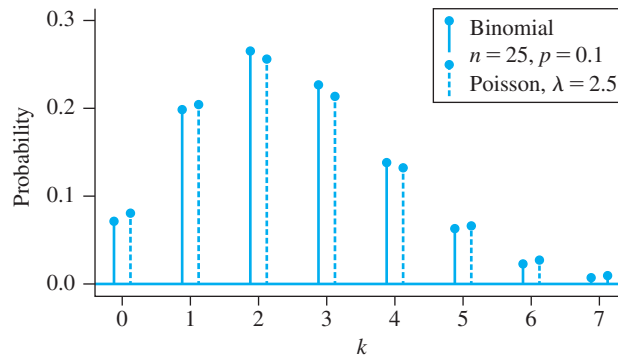


Figure 13.28 can be produced by using the following R code:

```
k <-0:7

# Binomial distributions:
# Probability of exactly k successes, calculated by using
# the Binomial distribution
probability_b<- dbinom(k, prob = 0.1, size=25)

# Probability of exactly k successes, calculated by using
# the Poisson distribution
probability_p<- dpois(k, lambda=2.5)

plot(k-0.1, probability_b, pch=19, axes=F, col="blue",
ylim=c(0,0.3), cex=1.2, cex.axis=2, cex.lab=1.2,
xlab=expression(italic(k)), ylab="Probability", las=1)
points(k+0.1, probability_p, pch=19, col="blue")
axis(1, at=seq(0,7,1))
axis(2, at=c(0, 0.1, 0.2, 0.3),las=1)
box(bty = "l")
abline(h=0, col="blue")
for(i in 1:length(k))
{
segments(k[i]-0.1, 0, x1 = k[i]-0.1, y1 =
probability_b[i], col = "blue", lty = 1, lwd = 2)
segments(k[i]+0.1, 0, x1 = k[i]+0.1, y1 =
probability_p[i], col = "blue", lty = "dashed", lwd = 1)
}

points(4.5, 0.29, pch=19, col="blue")
segments(4.5, 0.29, 4.5, 0.26, lty=1, lwd=2, col="blue")
text(4.6, 0.285, "Binomial,", pos=4)
text(4.6, 0.265, expression(paste(italic('n'),' = ',
'25', ', ', italic('p'), ' = ', '0.1', sep='')), pos=4)

points(4.5, 0.23, pch=19, col="blue")
segments(4.5, 0.23, 4.5, 0.20, lty="dashed", lwd=1,
col="blue")
text(4.6, 0.22, expression(paste('Poisson', ', ', lambda,
' = ', '2.5', sep='')), pos=4)
```

Example 13.26

If 0.04% of cars break down while driving through a certain tunnel, find the probability that at most two break down out of 2000 cars entering the tunnel on a given day.

Solution The true distribution of breakdowns is binomial:

$$P(k \text{ breakdowns}) = \binom{2000}{k} (0.0004)^k (0.9996)^{2000-k}$$

for which $P(0) = 0.44926$, $P(1) = 0.35955$ and $P(2) = 0.14381$, and

$$P(\text{at most two breakdowns}) = P(0) + P(1) + P(2) = 0.95261$$

Because n is large and p small, the Poisson approximation can also be used, with $\lambda = np = 0.8$, so that

$$P(\text{at most two breakdowns}) \approx e^{-\lambda} (1 + \lambda + \frac{1}{2}\lambda^2) = 0.95258$$

The Poisson calculation is easier, and the agreement is very good. It would not normally be appropriate to quote such an answer to five significant digits but it is only with such precision that the difference between the two distributions shows up.



Despite its ease of use compared with the binomial distribution, some calculations with the Poisson distribution are difficult, especially those involving long summations. The following recurrence formulae are useful both for hand calculation and in computer programs. If X has a Poisson distribution with parameter λ , the successive Poisson probabilities are given by

$$P(X = k) = \frac{\lambda P(X = k - 1)}{k} \quad (k = 1, 2, \dots)$$

with $P(X = 0) = e^{-\lambda}$. Furthermore, a cumulative property such as

$$P(X \leq 3) = e^{-\lambda} \left(1 + \lambda + \frac{\lambda^2}{2!} + \frac{\lambda^3}{3!} \right)$$

can be rewritten in the nested form (see Section 2.4)

$$P(X \leq 3) = e^{-\lambda} \left(\left(\left(\left(\frac{\lambda}{3} + 1 \right) \frac{\lambda}{2} + 1 \right) \lambda + 1 \right) \right)$$

This approach can be generalized as follows: let

$$G_n = \frac{\lambda}{n} + 1 \quad \text{and} \quad G_{k-1} = \frac{\lambda}{k-1} G_k + 1 \quad (k = n, n-1, \dots, 2)$$

then

$$P(X \leq n) = e^{-\lambda} G_1$$

Example 13.27

A machine produces components that have defect A with probability 0.015 and defect B with probability 0.020, the two defects being independent. If fifty-four components are packed into a batch, what is the (approximate) probability that the batch contains at least fifty components without defects?

Solution By the complement and product rules, the probability that a component will have neither defect is

$$P(\bar{A} \cap \bar{B}) = [1 - P(A)][1 - P(B)] = 0.9653$$

so the probability that a component will have at least one defect is 0.0347. If a batch contains at least 50 good components then it contains at most four defective ones, and, from the binomial distribution,

$$P(\text{at most four defective}) = \sum_{k=0}^4 \binom{54}{k} (0.0347)^k (0.9653)^{54-k}$$

This is rather unwieldy, so we use the Poisson approximation with $\lambda = (54)(0.0347) = 1.874$. The successive values G_4, \dots, G_1 in the recurrence formula above are 1.469, 1.917, 2.797 and 6.241, and hence

$$P(\text{at most four defective}) \approx 6.241e^{-1.874} = 0.958$$

In other words, about one batch in twenty-four will contain fewer than fifty good components.

The binomial and Poisson are discrete distributions, which have the widest application among all discrete random variables. The Poisson distribution is especially useful to engineers because of its importance in statistical quality control. This will be introduced later (see Section 13.6), but we now turn to the most important of the continuous distributions.

13.5.3 The normal distribution

One class of distributions is awarded the name ‘normal’ because of the regularity with which random continuous data is found to obey it. This is no coincidence. The central limit theorem (Section 13.5.4) provides an explanation in terms of cumulative independent random parts adding up to a normal whole, a situation that is of great value in statistical inference (considered in *Advanced Modern Engineering Mathematics*). The normal distribution also serves as an approximation to the binomial distribution that complements the Poisson approximation.

The normal distribution has two parameters, which can be shown (see Question 60 in Exercises 13.5.7) to be the mean and standard deviation, so the appropriate symbols μ_X and σ_X are used.

A continuous random variable X has a **normal distribution** with mean μ_X and variance σ_X^2 if

$$f_X(x) = \frac{1}{\sigma_X \sqrt{2\pi}} \exp\left[-\frac{1}{2}\left(\frac{x - \mu_X}{\sigma_X}\right)^2\right] \quad (-\infty < x < +\infty, \sigma_X > 0)$$

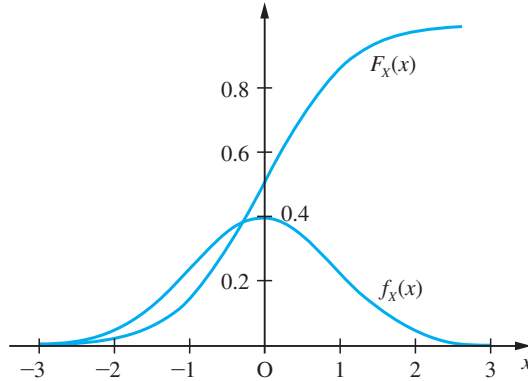
The density function is symmetrical about μ_X and has the bell-shaped form shown in Figure 13.29. This distribution is also sometimes referred to by its more traditional name: the **Gaussian distribution**.

The need to declare that a random variable has a normal distribution (with a specified mean and variance) is so common that a special notation exists for the purpose:

$$X \sim N(\mu_X, \sigma_X^2)$$

Figure 13.29

The normal density and distribution functions (for $\mu_x = 0$ and $\sigma_x = 1$).



Calculations involving the normal distribution are complicated by the fact that there is no simple expression for the integral of the density function on an arbitrary interval; in other words, the distribution function $F_X(x)$ does not have a simple explicit form. Instead, tables of this function are used. In fact, only a single table is needed: that for the special case of a normal distribution with a mean of zero and a variance of one.

The **standard normal** cumulative distribution function is

$$\Phi(z) = \frac{1}{\sqrt{2\pi}} \int_{-\infty}^z e^{-x^2/2} dx$$

This function is usually tabulated only for $z \geq 0$; for $z < 0$ the symmetry implies that

$$\Phi(-z) = 1 - \Phi(z)$$

A typical table of the standard normal function $\Phi(z)$ is provided in Figure 13.30.

For any random variable X , whether normal or not, subtracting the mean gives a random variable whose mean is zero:

$$E\{X - \mu_X\} = 0$$

The variance is not changed by this subtraction, but then dividing by the standard deviation gives a variable with a variance of one:

$$\text{Var}\left(\frac{X - \mu_X}{\sigma_X}\right) = 1$$

(this follows from the results in Section 13.4.9). It is a property of the normal distribution, not shared by most distributions, that the result of this operation is still normal. It is usual to denote the new random variable by the letter Z :

$$Z = \frac{X - \mu_X}{\sigma_X}$$

Figure 13.30
Table of the standard
normal cumulative
distribution function
 $\Phi(z)$.

z	.00	.01	.02	.03	.04	.05	.06	.07	.08	.09
.0	.5000	.5040	.5080	.5120	.5160	.5199	.5239	.5279	.5319	.5359
.1	.5398	.5438	.5478	.5517	.5557	.5596	.5636	.5675	.5714	.5753
.2	.5793	.5832	.5871	.5910	.5948	.5987	.6026	.6064	.6103	.6141
.3	.6179	.6217	.6255	.6293	.6331	.6368	.6406	.6443	.6480	.6517
.4	.6554	.6591	.6628	.6664	.6700	.6736	.6772	.6808	.6844	.6879
.5	.6915	.6950	.6985	.7019	.7054	.7088	.7123	.7157	.7190	.7224
.6	.7257	.7291	.7324	.7357	.7389	.7422	.7454	.7486	.7517	.7549
.7	.7580	.7611	.7642	.7673	.7704	.7734	.7764	.7794	.7823	.7852
.8	.7881	.7910	.7939	.7967	.7995	.8023	.8051	.8078	.8106	.8133
.9	.8159	.8186	.8212	.8238	.8264	.8289	.8315	.8340	.8365	.8389
1.0	.8413	.8438	.8461	.8485	.8508	.8531	.8554	.8577	.8599	.8621
1.1	.8643	.8665	.8686	.8708	.8729	.8749	.8770	.8790	.8810	.8830
1.2	.8849	.8869	.8888	.8907	.8925	.8944	.8962	.8980	.8997	.9015
1.3	.9032	.9049	.9066	.9082	.9099	.9115	.9131	.9147	.9162	.9177
1.4	.9192	.9207	.9222	.9236	.9251	.9265	.9279	.9292	.9306	.9319
1.5	.9332	.9345	.9357	.9370	.9382	.9394	.9406	.9418	.9429	.9441
1.6	.9452	.9463	.9474	.9484	.9495	.9505	.9515	.9525	.9535	.9545
1.7	.9554	.9564	.9573	.9582	.9591	.9599	.9608	.9616	.9625	.9633
1.8	.9641	.9649	.9656	.9664	.9671	.9678	.9686	.9693	.9699	.9706
1.9	.9713	.9719	.9726	.9732	.9738	.9744	.9750	.9756	.9761	.9767
2.0	.9772	.9778	.9783	.9788	.9793	.9798	.9803	.9808	.9812	.9817
2.1	.9821	.9826	.9830	.9834	.9838	.9842	.9846	.9850	.9854	.9857
2.2	.9861	.9864	.9868	.9871	.9875	.9878	.9881	.9884	.9887	.9890
2.3	.9893	.9896	.9898	.9901	.9904	.9906	.9909	.9911	.9913	.9916
2.4	.9918	.9920	.9922	.9925	.9927	.9929	.9931	.9932	.9934	.9936
2.5	.9938	.9940	.9941	.9943	.9945	.9946	.9948	.9949	.9951	.9952
2.6	.9953	.9955	.9956	.9957	.9959	.9960	.9961	.9962	.9963	.9964
2.7	.9965	.9966	.9967	.9968	.9969	.9970	.9971	.9972	.9973	.9974
2.8	.9974	.9975	.9976	.9977	.9977	.9978	.9979	.9979	.9980	.9981
2.9	.9981	.9982	.9982	.9983	.9984	.9984	.9985	.9985	.9986	.9986
3.0	.9987	.9987	.9987	.9988	.9988	.9989	.9989	.9989	.9990	.9990
3.1	.9990	.9991	.9991	.9991	.9992	.9992	.9992	.9992	.9993	.9993
3.2	.9993	.9993	.9994	.9994	.9994	.9994	.9994	.9995	.9995	.9995
3.3	.9995	.9995	.9995	.9996	.9996	.9996	.9996	.9996	.9996	.9997
3.4	.9997	.9997	.9997	.9997	.9997	.9997	.9997	.9997	.9997	.9998
z	1.282	1.645	1.960	2.326	2.576	3.090	3.291	3.891	4.417	
$\Phi(z)$.90	.95	.975	.99	.995	.999	.9995	.99995	.999995	
$2[1 - \Phi(z)]$.20	.10	.05	.02	.01	.002	.001	.0001	.00001	

This is then a **standard normal** random variable, to which the table applies. Conversely, any normal random variable can be considered to have been obtained from a standard normal random variable by multiplying by the required standard deviation and adding the mean:

$$X = \sigma_X Z + \mu_X$$

It follows that we can use the one table for the standard normal for all calculations involving normal variates.

Example 13.28

If $X \sim N(4, 4)$, find

- (a) $P(X \leq 6.7)$
 (b) the constant c such that $P(X > c) = 0.1$.

Solution (a) $P(X \leq 6.7) = P\left(\frac{X - 4}{2} \leq \frac{6.7 - 4}{2}\right)$
 $= P(Z \leq 1.35) = 0.9115$ (from Figure 13.30)

- (b) If $P(X > c) = 0.1$ then $P(X \leq c) = 0.9$, so that

$$P\left(\frac{X - 4}{2} \leq \frac{c - 4}{2}\right) = P\left(Z \leq \frac{c - 4}{2}\right) = 0.9$$

from which $\frac{1}{2}(c - 4) = 1.282$ (using Figure 13.30); hence $c = 6.564$.

Example 13.28 shows that the standard normal table can be used in either direction: either to find the probability of an interval or to find the interval that gives a particular probability.

Example 13.29

The burning time X of an experimental rocket is a random variable having (approximately) a normal distribution with mean 600 s and standard deviation 25 s. Find the probability that such a rocket will burn for

- (a) less than 550 s (b) more than 640 s

Solution Using the normal table as appropriate,

(a) $P(X < 550) = P\left(\frac{X - 600}{25} < \frac{550 - 600}{25}\right) = P(Z < -2)$
 $= \Phi(-2) = 1 - \Phi(2) = 0.0228$

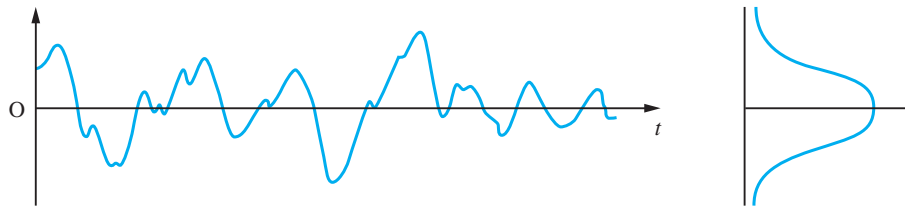
(b) $P(X > 640) = P\left(\frac{X - 600}{25} > \frac{640 - 600}{25}\right) = P(Z > 1.6)$
 $= 1 - \Phi(1.6) = 0.0548$

13.5.4 The central limit theorem

The practical methods of statistical inference have foundations in probability theory, and the fundamental assumption underlying many of these methods is that the data has a distribution that is normal. Some statistical methods are **robust** in the sense that they work reliably even under moderate violations of their assumptions, but it is unsatisfactory to rely heavily upon this. If normality of the data were exceptional then this would severely limit the scope of those methods that assume it. Fortunately (and as the name implies), the normal distribution arises very frequently in practice; the reason for this will be explained in this section.

Continuous measurements of random phenomena such as noise in electronic circuits or wave elevation on the sea surface give rise to graphs of the form shown in Figure 13.31. If the signal is sampled at regular intervals and a histogram of values built up, it is often found that the histogram closely approximates to a normal density curve. Physically, there are many separate independent random components adding up to produce the measured signal, and it is the total that is normal. There are many sources of noise in an electronic circuit and there are many separate waves on the sea. That the cumulative effect of these, which are often not individually normal, is to produce a total that has this special character is the substance of the following result, which is proved in *Advanced Modern Engineering Mathematics*.

Figure 13.31
Continuous signal with normal distribution.



Theorem 13.1 Central limit theorem

If $\{X_1, \dots, X_n\}$ are independent and identically distributed random variables (the distribution being arbitrary), each with mean μ_X and variance σ_X^2 , and if

$$W_n = \frac{X_1 + \dots + X_n}{n} \quad \text{and} \quad Z_n = \frac{X_1 + \dots + X_n - n\mu_X}{\sigma_X \sqrt{n}}$$

then, as $n \rightarrow \infty$, the distributions of W_n and Z_n tend to $W_n \sim N(\mu_X, \sigma_X^2/n)$ and $Z_n \sim N(0, 1)$ respectively.

end of theorem

Loosely speaking and with certain exceptions, the sum of independent identically distributed random variables tends to a normal distribution. The following points should be noted.

- The standard normal is obtained by subtracting the mean of the total and dividing by the standard deviation.
- The distributions converge to the normal in the sense that the cumulative distribution functions converge. This ensures that all observational properties of Z_n will be standard normal for sufficiently large n .
- How large n has to be before the normal approximation is good depends upon the underlying population. If the distribution of the variables X_i is symmetric about the

mean then convergence to the normal is rapid. Figure 13.32(a) shows the distributions of the uniform random variable X with density function

$$f_X(x) = \frac{1}{2}\sqrt{\frac{1}{3}} \quad (-\sqrt{3} \leq x \leq \sqrt{3})$$

(which has mean zero and variance one), together with those for Z_2 and Z_4 . The normal distribution is also shown. Figure 13.32(b) shows similar results for the exponential random variable X with density function

$$f_X(x) = e^{-(x+1)} \quad (x \geq -1)$$

(which has mean zero and variance one), together with Z_5 and Z_{25} . Convergence is clearly more rapid for the symmetric distribution.

(d) The theorem can be generalized so that the random variables X_i do not need to be identically distributed, which is usually not the case in physical situations.

(e) Even where the data of an experiment is not normally distributed, the central limit theorem implies that the sample average has a normal distribution for large samples. Much valuable statistics exploits this fact.

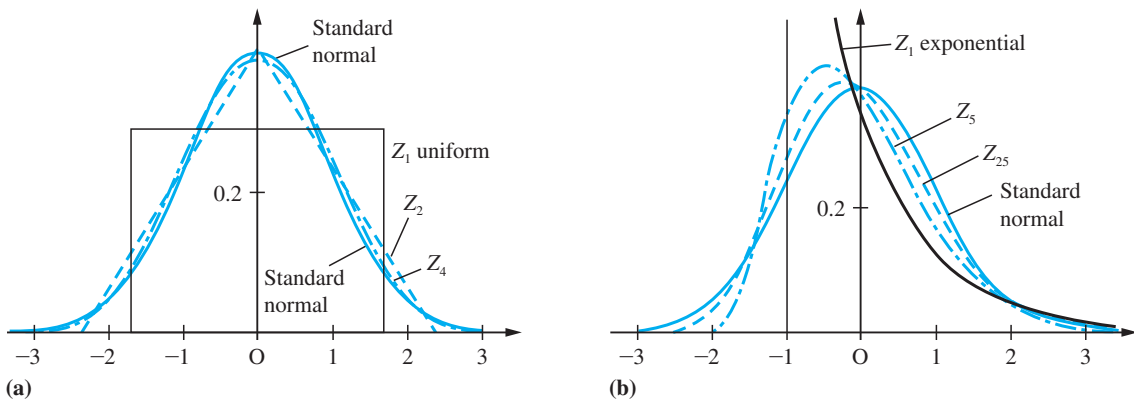


Figure 13.32 Central limit theorem: (a) uniform; (b) exponential.

Example 13.30

In a quality control scheme at a factory, batches of components are accepted or rejected depending on the number of defective items counted in a sample. Rejected batches are inspected and all defective items are replaced with good ones. From the machine reliability statistics it has been calculated that the probabilities of three, four, five, six and seven defective items in a rejected batch are 0.3, 0.4, 0.2, 0.08 and 0.02 respectively. Fifty rejected batches produced a total of 221 defective items. Does this suggest that the machines are producing more defective items than they should?

Solution

If X represents the number of defective items in a rejected batch, the mean and standard deviation are given by

$$\mu_X = 3(0.3) + 4(0.4) + 5(0.2) + 6(0.08) + 7(0.02) = 4.12$$

$$\sigma_X = \sqrt{[9(0.3) + 16(0.4) + 25(0.2) + 36(0.08) + 49(0.02) - (4.12)^2]} = 0.9928$$

By the central limit theorem, the aggregate count of defectives Y in fifty rejected batches will be approximately normal, and

$$P(Y \geq 221) = P\left(\frac{Y - 50\mu_X}{\sigma_X\sqrt{50}} \geq \frac{221 - 50\mu_X}{\sigma_X\sqrt{50}}\right) = 1 - \Phi(2.137) = 0.0163$$

This probability is rather small, so the performance of the machines must come under suspicion. In fact, a rather more accurate answer to this problem is obtained by making a continuity correction, as explained in Section 13.5.5, but the conclusion is the same.

Example 13.30 is typical of many applications of the central limit theorem. The underlying distribution is certainly not normal, but it is reasonable to assume that the aggregate is approximately normal.

Example 13.31

In Section 1.5.4 it was noted that the maximum error that would occur in the sum of 100 numbers, each of which was rounded to three decimal places, is 0.05. Find the probability of the error in the sum exceeding 0.005 in magnitude, and the expected magnitude of the error.

Solution

We assume that the error in a number rounded to 3dp may be anything between -0.0005 and $+0.0005$, with all values in the range equally likely. In other words, the error in each value is a uniform random variable X , say, with

$$f_X(x) = \begin{cases} 1000 & (-0.0005 < x < +0.0005) \\ 0 & (\text{otherwise}) \end{cases}$$

from which the mean and variance are given by

$$\mu_X = \int_{-0.0005}^{+0.0005} 1000x \, dx = 0$$

$$E(X^2) = \int_{-0.0005}^{+0.0005} 1000x^2 \, dx = 8.333 \times 10^{-8}$$

$$\sigma_X^2 = E(X^2) - \mu_X^2 = 8.333 \times 10^{-8}$$

The error in the sum is a random variable $Y = X_1 + \dots + X_{100}$. By the central limit theorem, approximately

$$Y \sim N(100\mu_X, 100\sigma_X^2) = N(0, 8.333 \times 10^{-6})$$

so

$$\begin{aligned} P(Y > 0.005) &\approx P\left(Z > \frac{0.005}{0.00289}\right) \\ &= P(Z > 1.732) = 1 - \Phi(1.732) \end{aligned}$$

The error in the sum will exceed 0.005 in magnitude if $Y > 0.005$ or $Y < -0.005$, so, by symmetry,

$$\begin{aligned} P(|Y| > 0.005) &\approx 2[1 - \Phi(1.732)] \\ &= 2(1 - 0.9584) \\ &= 0.0832 \end{aligned}$$

Thus, because the errors tend to cancel each other out, there is only one chance in twelve of the error reaching even one-tenth of its maximum possible value. Furthermore, the expected value of the error magnitude is

$$\begin{aligned} E(|Y|) &\approx \int_{-\infty}^{+\infty} \frac{|y|}{\sigma_Y \sqrt{2\pi}} e^{-y^2/2\sigma_Y^2} dy = 2 \int_0^{\infty} \frac{y}{\sigma_Y \sqrt{2\pi}} e^{-y^2/2\sigma_Y^2} dy \\ &= \frac{1}{\sigma_Y \sqrt{2\pi}} \int_0^{\infty} e^{-w/2\sigma_Y^2} dw \quad (\text{by substitution of } w = y^2) \\ &= \frac{2\sigma_Y^2}{\sigma_Y \sqrt{2\pi}} = \sigma_Y \sqrt{\left(\frac{2}{\pi}\right)} \end{aligned}$$

With $\sigma_Y^2 = 8.333 \times 10^{-6}$, this gives $E(|Y|) \approx 0.0023$, which is less than one-twentieth of the maximum possible value.

13.5.5 Normal approximation to the binomial

One immediate corollary of the central limit theorem is that the normal distribution can be used to approximate the binomial distribution when n is sufficiently large. This follows from the definition of a binomial random variable as a sum of Bernoulli random variables (see Section 13.5.1). All that has to be done is to choose the parameters of the normal distribution to match the mean np and variance $np(1-p)$. As a rule, the normal approximation can be used when $n \geq 25$ and $0.1 \leq p \leq 0.9$. For values of p outside this range the Poisson approximation can be used.

It may seem surprising that the normal distribution, which is continuous, can be used to approximate a discrete distribution, given the very different character of these two types of random variable. The approximation of a discrete distribution X , say, by a continuous one Y works in the manner indicated in Figure 13.33. The probability that X takes the integer value k is approximated by the area under the density function $f_Y(y)$ between $k - 0.5$ and $k + 0.5$. Similarly, the following integral approximates to the probability that X exceeds k :

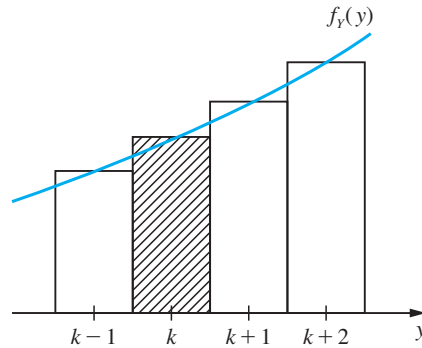
$$P(X > k) \approx \int_{k+0.5}^{\infty} f_Y(y) dy$$

By the same token we would have

$$P(X \geq k) \approx \int_{k-0.5}^{\infty} f_Y(y) dy$$

This use of a half-integer shift in the limit of integration is called the **continuity correction** and gives a more accurate result.

Figure 13.33
Continuous approximation to a discrete distribution.



Example 13.32

If 70% of airline passengers using a particular route are members of a frequent-flyer club, find the probability that out of a sample of fifty chosen independently, more than forty will be members of a frequent-flyer club.

Solution

Let X represent the number who are members of a frequent-flyer club. The conditions for a binomial distribution are met, and the mean and variance are $50(0.7) = 35$ and $50(0.7)(0.3) = 10.5$ respectively. With no continuity correction, we have

$$\begin{aligned} P(X > 40) &= P\left(\frac{X - 35}{\sqrt{10.5}} > \frac{40 - 35}{\sqrt{10.5}}\right) \\ &\approx P(Z > 1.543) \quad (\text{where } Z \text{ is standard normal}) \\ &= 1 - \Phi(1.543) = 0.061 \end{aligned}$$

With the continuity correction,

$$P(X > 40) \approx P\left(Z > \frac{40.5 - 35}{\sqrt{10.5}}\right) = P(Z > 1.697) = 0.045$$

As a percentage, this difference is substantial, so the continuity correction is important.

We now have three special classes of distribution: the binomial, Poisson and normal. The binomial is the most fundamental, and the others provide useful approximations to it in different circumstances, but the Poisson and especially the normal also have very important applications of their own. Increasingly in engineering and in all parts of industry there are problems arising that involve these and other distributions but which it is not practical to solve without the aid of a computer.

13.5.6 Random variables for simulation

Computer simulations are very widely used in research, design and training. Perhaps the best known is the flight simulator, upon which pilots receive much of their training. Simulations are used in research and design wherever a system is too complex for a complete solution to a problem to be obtained theoretically, or where a solution can be obtained but its completeness or accuracy is open to question.



Simulations are **deterministic** if what occurs at any time is completely determined by the state of the system. In contrast, they are **stochastic** if what occurs at any time can be influenced by a chance element that is inherently unpredictable. Stochastic simulations therefore require that random variables (or outcomes) be generated within the program. This may seem a hopeless requirement, considering that computer programs are sequences of deterministic instructions running on deterministic hardware. However, it is possible to generate sequences of numbers that are deterministic and repeatable but that have the appearance of being random. These **pseudo-random numbers** are very useful for simulations, and for other purposes such as the so-called Monte Carlo numerical methods.

Most modern computers contain a software facility for generating pseudo-random numbers with a uniform distribution on the interval (0, 1):

$$f_U(u) = \begin{cases} 1 & (0 < u < 1) \\ 0 & (\text{otherwise}) \end{cases}$$

The successive variables $\{U_1, U_2, \dots\}$ appear to be uncorrelated, and, although there is some structure in the sequence (and indeed the sequence will eventually repeat itself), it is rare for these deficiencies to cause problems in practice.

Random variables with non-uniform distributions are obtained from the sequence $\{U_1, U_2, \dots\}$ by applying various transformations. Figure 13.34 contains pseudocode

Figure 13.34

Pseudocode listings for non-uniform random variables.

```
{Bernoulli random variable X, parameter p.}
U ← rnd
if U < p then X ← 1 else X ← 0 endif

{Binomial random variable X, parameters n,p.}
X ← 0
for i is 1 to n do
  U ← rnd
  if U < p then X ← X + 1 endif
endfor

{Exponential random variable X, parameter L, uses log function to base e.}
U ← rnd
X ← - (log(U))/L

{Poisson random variable X, parameter L.}
X ← -1
W ← 1
P0 ← exp(-L)
repeat
  X ← X + 1
  U ← rnd
  W ← W*U
until W < P0

{Normal random variable X, parameters mean, sd.}
T ← 0
for i is 1 to 12 do
  U ← rnd
  T ← T + U
endfor
X ← sd*(T - 6) + mean
```

Figure 13.35

```

# Bernoulli random variable X, parameter p=0.2.
u <-runif(1,0,1)
p=0.2
if(u<p){
  X = 1
}else{
  X=0
}
u
X

# Draw 30 samples from a binomial distribution with
# n = 100, p = 0.02.
rbinom(30, 100, 0.2)

# Draw 30 samples from an exponential distribution with
# rate = 0.25 (where mean = 1/0.25)
round(rexp(30,2.5), 3)

# Draw 30 samples from a Poisson distribution with
# parameter lambda = 2.5
rpois(30, 2.5)

# Draw 30 samples from a normal distribution with
# mean = 2, standard deviation = 5
round(rnorm(30, 2, 5),3)

```


listings for generating the most common random variables. In each case it is assumed that the system function 'rnd' returns a uniform (0, 1) value, which is stored in the variable U . The variable X contains the required value of the random variable. The binomial is based on the Bernoulli, the Poisson on the exponential, and the normal on the central limit theorem. For a full explanation of how these work see S.J. Yakowitz, *Computational Probability and Simulation* (Addison-Wesley, 1977). Computer packages such as R also often contain facilities for generating random data.



The R code in Figure 13.35 shows examples to generate random variables from the Bernoulli, binomial, exponential, Poisson and normal distributions.

13.5.7 Exercises

- 49 Eight babies are born in a hospital on a particular day. Find the probability that exactly half of them are boys. (The probability that a baby is a boy is actually slightly greater than one-half, but you can take it as exactly one-half for this exercise.)
- 50 A town has five fire engines operating independently, each of which spends 94% of the time in its station awaiting a call. Find the probability that at least three fire engines are available when needed.
- 51 The probability of issuing a drill of high brittleness (a reject) is 0.02. Drills are packed in boxes of 100 each. What is the probability that the number of defective drills is no greater than two?
- 52 If Z is a random variable having the standard normal distribution, find the probabilities that Z will have a value
- greater than 1.14,
 - less than -0.36 ,
 - between -0.46 and -0.09 ,
 - between -0.58 and 1.12.

- 53 Assume that
- an aircraft can land safely if at least half of its engines are working,
 - the probability of an engine failing is 0.1, and
 - engine failures are independent.
- Which is safer, a four-engine aircraft or a two-engine aircraft?
- 54 If on average one in twenty of a certain type of column will fail under a given axial load, what are the probabilities that among sixteen such columns, (a) at most two, (b) at least four will fail?
- 55 A machine makes components, and the probability that a component is defective is p . If components are packed in cartons of 20, what value of p will ensure that 90% of cartons contain at most one defective component?
- 56 If on average 7% of airline passengers order special meals, find the approximate probability that on a particular flight carrying eighty-five passengers, eight or more will order special meals.
- 57 A Geiger counter and a source of radioactive particles are so situated that the probability that a particle emanating from the radioactive source will be registered by the counter is $1/10\,000$. Assume that during the time of observation, 30 000 particles emanated from the source. What is the probability that the number of particles registered was (a) zero, (b) three, (c) more than five?
- 58 Assume that in the composition of a book there exists a constant probability 0.0001 that an arbitrary letter will be set incorrectly. After composition, the proofs are read by a proofreader, who discovers 90% of the errors. After the proofreader, the author discovers half of the remaining errors. Find the probability that in a book with 500 000 printing symbols there remain after this no more than six unnoticed errors.
- 59 Suppose that the actual amount of cement that a filling machine puts into 'six-kilogram' bags is a normal random variable with $\sigma = 0.05$ kg. If only 3% of bags are to contain less than 6 kg, what must be the mean fill of the bags?
- 60 Prove by making the substitution $u = (x - \mu_x)/\sigma_x$ in the integrals concerned that the mean and variance of the normal distribution are μ_x and σ_x^2 respectively. (*Hint*: for the variance, integrate $u[u \exp(-u^2/2)]$ by parts.)
- 61 If 23% of all patients with high blood pressure have bad side-effects from a certain kind of medicine, use the normal approximation to the binomial to find the probability that among 120 patients with high blood pressure treated with this medicine, more than 32 will have bad side-effects.
- 62 In firing at a target, a marksman scores at each shot either 10, 9, 8, 7 or 6, with respective probabilities 0.5, 0.3, 0.1, 0.05, 0.05. If he fires 100 shots, what is the approximate probability that his aggregate score exceeds 940?
- 63  A fleet car operator has n cars, each of which has probability 8% of being broken down on any particular day. Find the smallest value of n that gives probability 90% that at least forty cars will be available for use on any one day.
- 64 The diameter of ball-bearings produced by a machine is a random variable having a normal distribution with mean 6.00 mm and standard deviation 0.02 mm. If the diameter tolerance is $\pm 1\%$, find the proportion of ball-bearings produced that are out of tolerance. After several years' use, machine wear has the effect of increasing the standard deviation, although the mean diameter remains constant. The manufacturer decides to replace the machine when 2% of its output is out of tolerance. What is the standard deviation when this happens?
- 65 A major airline operates 350 flights a day throughout the world. The probability that a flight will be delayed for more than one hour, for any reason, is 0.7%. If more than four flights suffer such delays in any one day, the implications for route organization and crewing become serious. Call such a day a 'flap-day'. Using approximations as appropriate, find the probabilities that
- any particular day is a flap-day;
 - two flap-days (not more) occur in one week;
 - more than fifty flap-days occur in a year of 365 days.

13.6 Engineering application: quality control

This is a topic of particular relevance to engineers, because the statistical methods of quality control are widely and increasingly used in industry in order to promote the reliability of products. Orders have been won and lost because one manufacturer has implemented quality control in the workplace more than another and the purchaser has used this as a criterion when deciding where to place the order.

Quality control statistics are not particularly difficult, but (as usual) this rests on fundamental results such as the Poisson approximation to the binomial distribution (Section 13.5.2). The methods apply mainly to mass production systems where quality can be measured numerically.

This section will introduce the use of control charts for continuous monitoring of quality, rather than the more traditional batch inspection plans, and control charts are further discussed in *Advanced Modern Engineering Mathematics*.

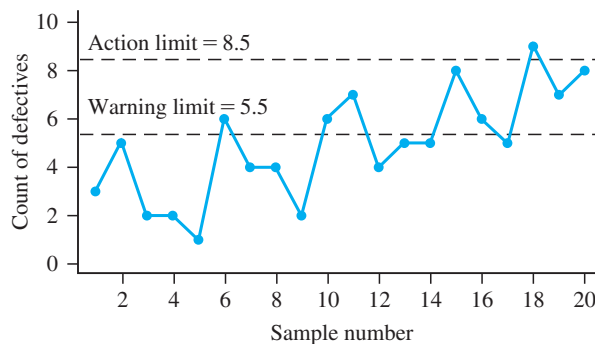
13.6.1 Attribute control charts

Manufactured items that are elaborate and therefore expensive can each be tested thoroughly before dispatch to consumers, but such item-by-item testing must be ruled out for low-level components on grounds of cost. Some defective items are bound to slip through, and the objective of quality control is to keep the proportion of these within acceptable and agreed limits.

Variations occur in the quality of a product, caused either by variations in the raw material or input or by variations in processing. Quality is monitored by regular testing of samples of output. Assume for now that the test consists in counting the number within the sample which pass or fail according to some performance criterion. A small proportion of defective items in the output is permitted while the process is said to be **in control**. If the actual proportion of defectives rises to an unacceptable level, the process is said to be **out of control**, and the counts of defectives in the samples would be expected to rise. We should like to detect this as soon as possible when it occurs, but without incurring the expense of a large number of false alarms while the process is actually in control.

An essential aid to the quality controller is the **Shewhart control chart**, which is a plot of the successive counts of defective items against sample number. Figure 13.36 is an example of such a chart. Also shown on the chart are two limits on the counts

Figure 13.36
Attribute control chart
for Example 13.33.



of defectives, corresponding to probabilities of one in 40 and one in 1000 of a sample count falling outside the limit if the process is in control. These are called **warning** and **action limits** respectively, and are denoted by c_w and c_A .



The control chart in Figure 13.36 can be produced by using the following R code:

```
# Input data
x <- c(3, 5, 2, 2, 1, 6, 4, 4, 2, 6, 7, 4, 5, 5, 8, 6,
5, 9, 7, 8)

# Produce a scatter plot
plot(x, pch=19, col="blue", axes =F, xlab= "Sample
number", ylab = "Count of defectives", ylim=c(0,10))
# Connect the points
lines(x, col="blue")
# Define x-axis
axis(1, at = seq(0, 20, 2))
# Define y-axis, with horizontal labels
axis(2, at= seq(0, 10, 2), las=1)
# Join the x- and y- axes
box(bty = "l")

# Specify warning and action limits
warning_limit = 5.5; action_limit = 8.5

# Dashed horizontal lines at warning and action limits
abline(h=c(warning_limit, action_limit), lty =
"longdash", col="blue")
text(3, warning_limit+0.5, "Warning limit = 5.5")
text(3, action_limit+0.5, "Action limit = 8.5")
```

Any sample point falling outside the action limit would normally result in the process being suspended and the problem corrected. Roughly one in 40 sample points will fall outside the warning limit purely by chance, but if this occurs repeatedly or if there is a clear trend upwards in the counts of defectives then action may well be taken before the action limit itself is crossed.

To obtain the warning and action limits, we use the Poisson approximation to the binomial. If the acceptable proportion of defective items is p , usually small, and the sample size is n , then for a process in control the defective count C , say, will be a binomial random variable with parameters n and p . Provided that n is not too small, the Poisson approximation can be used (Section 13.5.2):

$$P(C \geq c) \approx \sum_{k=c}^n \frac{(np)^k e^{-np}}{k!}$$

Equating this to $\frac{1}{40}$ and then to $\frac{1}{1000}$ gives equations that can be solved for the warning limit c_w and the action limit c_A respectively, in terms of the product np . This is the basis of the table shown in Figure 13.37, which enables c_w and c_A to be read directly from the value of np .

Figure 13.37

Shewhart attribute control limits: n is sample size, p is probability of defect, c_w is warning limit and c_A is action limit.

c_w or c_A	np for c_w	np for c_A
1.5	<0.44	<0.13
2.5	0.44–0.87	0.13–0.32
3.5	0.87–1.38	0.32–0.60
4.5	1.38–1.94	0.60–0.94
5.5	1.94–2.53	0.94–1.33
6.5	2.53–3.16	1.33–1.77
7.5	3.16–3.81	1.77–2.23
8.5	3.81–4.48	2.23–2.73
9.5	4.48–5.17	2.73–3.25
10.5	5.17–5.87	3.25–3.79
11.5	5.87–6.59	3.79–4.35
12.5	6.59–7.31	4.35–4.93
13.5	7.31–8.05	4.93–5.52
14.5	8.05–8.80	5.52–6.12
15.5	8.80–9.55	6.12–6.74
16.5	9.55–10.31	6.74–7.37
17.5	10.31–11.08	7.37–8.01
18.5	11.08–11.85	8.01–8.66
19.5	11.85–12.63	8.66–9.31
20.5	12.63–13.42	9.31–9.98
21.5	13.42–14.21	9.98–10.65
22.5	14.21–15.00	10.65–11.33
23.5	15.00–15.80	11.33–12.02
24.5	15.80–16.61	12.02–12.71
25.5	16.61–17.41	12.71–13.41
26.5	17.41–18.23	13.41–14.11
27.5	18.23–19.04	14.11–14.82
28.5	19.04–19.86	14.82–15.53
29.5	19.86–20.68	15.53–16.25
30.5		16.25–16.98
31.5		16.98–17.70
32.5		17.70–18.44
33.5		18.44–19.17
34.5		19.17–19.91
35.5		19.91–20.66

Example 13.33

Regular samples of fifty are taken from a process making electronic components, for which an acceptable proportion of defectives is 5%. Successive counts of defectives in each sample are as follows:

Sample	1	2	3	4	5	6	7	8	9	10	11	12	13	14	15	16	17	18	19	20
Count	3	5	2	2	1	6	4	4	2	6	7	4	5	5	8	6	5	9	7	8

At what point would the decision be taken to stop and correct the process?

Solution The control chart is shown in Figure 13.36. From $np = 2.5$ and Figure 13.37 we have the warning limit $c_w = 5.5$ and the action limit $c_A = 8.5$. The half-integer values are to avoid ambiguity when the count lies on a limit. There are warnings at samples 6, 10, 11, 15 and 16 before the action limit is crossed at sample 18. Strictly, the decision should be taken at that point, but the probability of two consecutive warnings is less than one in 1600 by the product rule of probabilities, which would justify taking action after sample 11.

Example 13.33 shows that the strict practice of waiting for the action limit to be crossed in the Shewhart control chart would be rather conservative. The long sequence of counts that exceed the expected number of defectives would lead to the decision being taken sooner in practice.

13.6.2 United States standard attribute charts

The control chart described above, with action and warning limits set by probability of exceedance, is the standard practice in the United Kingdom. In the USA the practice is rather different in that there is usually no warning limit and that action limit (called the **upper control limit, UCL**) is set at three standard deviations above the mean. Because the count of defectives is binomial with mean np and variance $np(1 - p)$, this means that

$$\text{UCL} = np + 3[np(1 - p)]^{1/2}$$

Example 13.34

Find the UCL and apply it to the data in Example 13.33.

Solution From $n = 50$ and $p = 0.05$ we infer that $\text{UCL} = 7.1$, which is between the warning limit c_w and the action limit c_A in Example 13.33. The decision to correct the process would be taken after the 15th sample, the first to exceed the UCL.

Sometimes a **lower limit control, LCL**, is defined at three standard deviations below the mean:

$$\text{LCL} = np - 3[np(1 - p)]^{1/2}$$

If this is positive, it can be used to test whether the proportion defective in the output is falling significantly below the expected value.

Control charts are also useful for monitoring the output of a manufacturing process where quality depends upon a numerical measure such as dimension, weight or resistance. Charts that are more powerful than the Shewhart charts at detecting variations in the output are also used. These topics are covered in *Advanced Modern Engineering Mathematics*.

13.6.3 Exercises

66 It is intended that 90% of electronic devices emerging from a machine should pass a simple on-the-spot quality test. The numbers of defectives among samples of 50 taken by successive shifts are as follows:

5, 8, 11, 5, 6, 4, 9, 7, 12, 9, 10, 14

Find the action and warning limits, and the sample number at which an out-of-control decision is taken. Also find the UCL (United States practice) and the sample number for action.

67 Thirty-two successive samples of 100 castings each, taken from a production line, contained numbers of defectives as follows:

3, 3, 5, 3, 5, 0, 3, 1, 3, 5, 4, 2, 4, 3, 5, 4, 3, 4, 5, 6, 5, 6, 4, 4, 7, 5, 4, 8, 5, 6, 6, 7

If the proportion defective is to be maintained at 0.02, use the Shewhart method (both UK and US standard) to indicate whether this proportion is being maintained, and if not then after how many samples action should be taken.

13.7 Engineering application: clustering of rare events

13.7.1 Introduction

To conclude this chapter, we shall apply some of the probability theory covered so far to an investigation of a serious problem, or rather a family of problems. Failures of engineering systems or structures are rare events, but they have serious consequences. If a number of similar failures occur and a link between them can be found then it may be possible to anticipate and prevent future failures. One aspect of this is the detection of regional variations in the number of failures, which may provide clues as to possible causes.

Problems like this, and their associated difficulties, arise in many fields, and the lessons learned from analysing one can often be applied to others. Some typical examples are as follows:

- (a) near-misses between two aircraft in flight;
- (b) collisions or capsizing of ships at sea;
- (c) accidents involving road vehicles;
- (d) occurrences of environmentally induced diseases such as leukaemia.

These problems can be looked at in various ways, but there is an approach that applies to all of them because of the following common elements:

- (a) a very large number of potential cases;
- (b) a very small proportion of these become actual cases;
- (c) a possible common cause;
- (d) regional variations in the common cause if it exists.

Common causes for (a) and (b) that vary regionally could be dangerous weather conditions or inadequate control over routes taken; for (c) they could be inadequate lighting or hazard warnings; and for (d) they could be proximity to a nuclear installation. For

each problem it is important to identify the common cause if it exists – and one clue to its existence is the regional variation. Also, for each problem the main difficulty is the rarity of the cases, and it is this that makes an analysis using probability theory useful.

This case study is expressed in terms of a survey of near-misses in aircraft operations, but the analysis could be applied to any of the above examples. The figures are hypothetical, but the method of analysis is realistic.

13.7.2 Survey of near-misses between aircraft

Suppose that the major airlines cooperate in a survey of near-misses during a period of one year. The region being studied is divided up into 1000 areas in such a way that there are on average 200 flights per year through each area. Suppose that the total number of flights is 200 000 and that the total number of near-misses logged by the pilots is 120. Although a near-miss involves two aircraft, it is recorded as a single incident. At the end of the year the data is examined and two areas in particular stand out. In one area A four incidents occurred in a total of 400 flights, and in another area B two incidents occurred in a total of 150 flights.

The question that it is natural to ask is whether there are any areas, in particular these two, in which the number of near-misses is greater than can be accounted for by chance. If any such area exists, it can be examined to see what makes it special, and this may lead to the discovery of a common cause and appropriate action being taken. To approach this, we shall first assume that the probability that a near-miss will occur is the same for every flight and in every area. This probability is taken to be the total number of near-misses divided by the total number of flights, which gives $p = 6 \times 10^{-4}$.

To assess how unlikely the figures for areas A and B are we need to calculate the probability of the given number *or more* of incidents, as explained in the discussion following Example 13.25. If we assume that the probability p applies independently for every flight, then for area A, using the binomial distribution, we have

$$P(4 \text{ or more incidents}) = 1 - \sum_{k=0}^3 \binom{400}{k} p^k (1-p)^{400-k}$$

which gives 1.13×10^{-4} . Alternatively, using the Poisson approximation (Section 13.5.2),

$$\begin{aligned} P(4 \text{ or more incidents}) &\approx 1 - \sum_{k=0}^3 \frac{\lambda^k e^{-\lambda}}{k!} \quad (\text{with } \lambda = 400p = 0.24) \\ &= 1 - e^{-\lambda} \left(\left(\left(\frac{\lambda}{3} + 1 \right) \frac{\lambda}{2} + 1 \right) \lambda + 1 \right) \\ &= 1.14 \times 10^{-4} \end{aligned}$$

which is close to the exact figure. Similarly, for area B

$$\begin{aligned} P(2 \text{ or more incidents}) &= 1 - (1-p)^{150} - 150p(1-p)^{149} = 3.79 \times 10^{-3} \\ &\approx 1 - e^{-\lambda}(1+\lambda) \quad (\text{with } \lambda = 150p = 0.09) \\ &= 3.82 \times 10^{-3} \end{aligned}$$

The effectiveness of the Poisson approximation to the binomial is clear from these results.

The four incidents in area A are seen to be much less likely to be due to chance than the two incidents in area B. This is interesting, because common sense would suggest comparing the proportions in the respective areas, which are 1% for A and 1.33% for B. Despite having the lower proportion of incidents, area A provides stronger evidence for a regional anomaly, by more than an order of magnitude.

The extent of anomaly can be judged from the probability that at least one of the 1000 areas in the region will give a result at least as extreme as those observed. After all, with 1000 opportunities for a rare event to occur, the probability that it will occur in at least one of them is significantly enhanced. Using the complement and product rules we have

$$\begin{aligned} &P(\text{at least one event with probability } 1.13 \times 10^{-4} \text{ in 1000 areas}) \\ &= 1 - P(\text{no such events}) \\ &= 1 - (1 - 1.13 \times 10^{-4})^{1000} = 0.107 \end{aligned}$$

Similarly,

$$\begin{aligned} &P(\text{at least one event with probability } 3.79 \times 10^{-3} \text{ in 1000 areas}) \\ &= 1 - (1 - 3.79 \times 10^{-3})^{1000} = 0.978 \end{aligned}$$

The area B result has a high probability of occurring by chance, somewhere within the 1000 areas. However, there is only one chance in ten that a result as improbable as that in area A would occur anywhere, assuming a constant value of p . It seems that the true probability of a near-miss is higher in that area. Although the number of incidents is small, quite a firm conclusion has been reached.

The most interesting point about this analysis is that the comparison of proportions, which is the most obvious way of judging the results, is so misleading. The reason why it does not work is that (as can be seen in *Advanced Modern Engineering Mathematics*) the variance of a sample proportion depends upon the size of the sample, the denominator in that proportion. Dividing the number of incidents by the number of flights in an attempt to normalize the data fails to eliminate the number of flights as a variable, because of its lingering influence on the statistics.

This is as far as the mathematical analysis can proceed. It cannot point to any particular cause without further data. Tracking down the reason for the anomaly can be very difficult in situations like this, but at least the search can be focused on an area. The local weather, the operating procedures and technical support of the flight controllers, and natural sources of interference in the navigational equipment would all be under suspicion.

13.7.3 Exercises

68 A third area in the near-miss survey recorded five incidents in 800 flights. Should this area also be regarded as unusually risky?

69 Two adjacent areas recorded two incidents in 250 flights and one incident in 85 flights respectively. Test the combination of the two areas.

13.8 Review exercises (1–13)

- 1 A continuous random variable X has probability density function given by

$$f_X(x) = \begin{cases} \frac{c}{x^4} & \text{for } x \geq 1 \\ 0 & \text{for } x < 1 \end{cases}$$

where c is constant. Find

- (a) the value of the constant c ;
 (b) the cumulative distribution function of X ;
 (c) $P(X > 2)$;
 (d) the mean of X ;
 (e) the standard deviation of X .
- 2 If there are 720 personal computers in an office building and they each break down independently with probability 0.002 per working day, use the Poisson approximation to the binomial distribution to find the probability that more than 4 of these computers will break down in any one working day.
- 3 The City Engineer's department installs 10 000 fluorescent lamp bulbs in street lamp standards. The bulbs have an average life of 7000 operating hours with a standard deviation of 400 hours. Assuming that the life of the bulbs, L , is a normal random variable, what number of bulbs might be expected to have failed after 6000 operating hours? If the engineer wishes to adopt a routine replacement policy which ensures that no more than 5% of the bulbs fail before their routine replacement, after how long should the bulbs be replaced?
- 4 The binomial is a special case of the more general **multinomial distribution**:

$$P(n_1, \dots, n_k) = \frac{n!}{n_1! \dots n_k!} (p_1)^{n_1} \dots (p_k)^{n_k}$$

where $p_1 + \dots + p_k = 1$ and $n_1 + \dots + n_k = n$. Each observation of a random variable has k possible outcomes, with probabilities p_1, \dots, p_k , and the observed total numbers of each possible outcome after n independent observations are made are respectively n_1, \dots, n_k . Suppose that 60%

of calls to a telephone banking enquiry service are for account balance requests, 20% are for payment confirmations, 10% are for transfer requests and 10% are to open new accounts. Find the probability that out of twenty calls to this service there will be ten balance requests, five payment confirmations, three transfers and two new accounts.

- 5 A manufacturer has agreed to dispatch small servomechanisms in cartons of 100 to a distributor. The distributor requires that 90% of cartons contain at most one defective servomechanism. Assuming the Poisson approximation to the binomial distribution, write down an equation for the Poisson parameter λ such that the distributor's requirements are just satisfied. Solve by trial and error (approximate solution 0.5), and hence find the required proportion of manufactured servomechanisms that must be satisfactory.
- 6 Ten thousand numbers are to be added, each rounded to the sixth decimal place. Assuming that the errors arising from rounding the numbers are mutually independent and uniformly distributed on $(-0.5 \times 10^{-6}, +0.5 \times 10^{-6})$, find the limits in which the total error will lie with probability 95%.
- 7 Suppose that X is a continuous random variable with mean μ_X and variance σ_X^2 . By separating the integral in the definition of σ_X^2 into three parts and substituting the respective bounds for $(x - \mu_X)^2$ as follows

$$(x - \mu_X)^2 \geq \begin{cases} (k\sigma_X)^2 & \text{on } (-\infty, \mu_X - k\sigma_X) \\ 0 & \text{on } (\mu_X - k\sigma_X, \mu_X + k\sigma_X) \\ (k\sigma_X)^2 & \text{on } (\mu_X + k\sigma_X, +\infty) \end{cases}$$

where k is a constant, prove **Chebyshev's theorem**

$$P(|x - \mu_X| > k\sigma_X) \leq k^{-2}$$

Deduce that for every continuous random variable X the probability is at least $\frac{8}{9}$ that X will take a value within three standard deviations of the mean.

- 8 The function

$$\Gamma(\alpha) = \int_0^{\infty} y^{\alpha-1} e^{-y} dy \quad (\alpha > 0)$$

is known as the **gamma function**, and the probability density function

$$f_X(x) = \begin{cases} [\Gamma(\alpha)]^{-1} \lambda^\alpha x^{\alpha-1} e^{-\lambda x} & (x > 0) \\ 0 & (\text{otherwise}) \end{cases}$$

defines the **gamma distribution**. Prove that

- (a) $\mu_X = \alpha/\lambda$
 (b) $\sigma_X^2 = \alpha/\lambda^2$

- 9 If X_1, \dots, X_n are independent exponentially distributed random variables, each with parameter λ , prove that the random variable whose value is given by the minimum of $\{X_1, \dots, X_n\}$ also has an exponential distribution, with parameter $n\lambda$. In particular, if a complex piece of machinery consists of six parts, each of which has an exponential distribution of time to failure with mean 2000 hours, and if the machine fails as soon as any of its parts fail, find the probability that the time to failure exceeds 300 hours.
- 10 Find the expected value of the maximum of four independent exponential random variables, each with parameter λ . In particular, if the time taken for a routine test and service of a jet aircraft engine has an exponential distribution with a mean of three hours, find the mean time to complete a four-engine aircraft if the service times are independent.
- 11 In the game of craps, two dice are tossed. A total of 7 or 11 wins immediately, a total of 2, 3 or 12 loses. For remaining outcomes, both dice are tossed repeatedly until either a total of 7 appears, which loses, or the original number, which wins. Show that the overall probability of winning is approximately 0.493.
- 12 A large number N of people are subjected to a blood investigation to test for the presence of an illegal drug. This investigation is carried out by

mixing the blood of k persons at a time and testing the mixture. If the result of the analysis is negative then this is sufficient for all k persons. If the result is positive then the blood of each person must be analysed separately, making $k + 1$ analyses in all. Assume that the probability p of a positive result is the same for each person and that the results of the analyses are independent. Find the expected number of analyses, and minimize with respect to k . In particular, find the optimum value of k when $p = 0.01$, and the expected saving compared with a separate analysis for all N people.

13



Error-correcting codes are widely used for data transmission. A message consisting of N binary bits is partitioned into blocks of k bits, and each block is transmitted with some additional parity bits, giving a total of n bits per block. The parity bits are used at the receiving end to correct any errors that occur in transmission (bits that get inverted, including the parity bits themselves). Some error-correcting codes can correct only a single error per block; others can correct up to two errors. The number $n - k$ of parity bits is chosen as small as possible to satisfy the relationship

$$2^{n-k} \geq n + 1 \quad (\text{single-error-correcting code})$$

or

$$2^{n-k} \geq n^2 + 1 \quad (\text{double-error-correcting code})$$

- (a) Suppose that transmission errors occur independently at an average rate of 1% of bits transmitted. For data blocks k of 4, 8, 16, 32 and 64 bits, find the value of n and the probability of more errors occurring than the code can correct. Do this for single- and double-error-correcting codes.
- (b) Find for each type of code the largest block size k that allows a total of $N = 64$ data bits to be transmitted with at least 95% probability of correct overall interpretation at the receiving end. Compare the total numbers of bits transmitted in each case.

Appendix I Tables

AI.1

Some useful results

Algebraic processes

$$(a + b)^2 = a^2 + 2ab + b^2$$

$$(a - b)^2 = a^2 - 2ab + b^2$$

$$a^2 - b^2 = (a + b)(a - b) \quad \text{'difference of two squares'}$$

$$ax^2 + bx + c = a\left(x + \frac{b}{2a}\right)^2 + c - \frac{b^2}{4a} \quad \text{'completing the square'}$$

Quadratic equation

The general form of the quadratic equation is

$$ax^2 + bx + c = 0, a \neq 0$$

and its solution is given by

$$x = \frac{-b \pm \sqrt{b^2 - 4ac}}{2a}$$

- If $b^2 > 4ac$ the equation has two real roots.
- If $b^2 = 4ac$ the equation has a real root which is repeated.
- If $b^2 < 4ac$ the equation has two complex roots, which are complex conjugates.

Rules of indices

$$(1) a^m a^n = a^{m+n} \quad (2) \frac{a^m}{a^n} = a^{m-n} \quad (3) (a^n)^m = a^{nm} \quad (4) a^0 = 1$$

$$(5) a^{1/n} = \sqrt[n]{a} \quad (6) a^{-n} = \frac{1}{a^n} \quad (7) a^{m/n} = \sqrt[n]{a^m}$$

Logarithmic formulae

Definition

If $y = a^x$ then $x = \log_a y$ expressed verbally as 'x is equal to log to base a of y'.

Rules

- (1) $\log_a(xy) = \log_a x + \log_a y$ 'log of product equal to sum of logs'
- (2) $\log_a\left(\frac{x}{y}\right) = \log_a x - \log_a y$ 'log of quotient equal to difference of logs'
- (3) $\log_a x^n = n \log_a x$

Useful results

- (1) $x = a^{\log_a x}$
- (2) $\log_a x = \frac{\log_b x}{\log_b a}$ 'change of base'

When the logarithm of x is to base e then it is denoted by $\ln x$ and called the natural logarithm.

Hyperbolic functions**Definitions**

$$\begin{aligned} \cosh x &= \frac{1}{2}(e^x + e^{-x}) & \sinh x &= \frac{1}{2}(e^x - e^{-x}) \\ \tanh x &= \frac{\sinh x}{\cosh x} & \operatorname{sech} x &= \frac{1}{\cosh x} \\ \operatorname{cosech} x &= \frac{1}{\sinh x}, (x \neq 0) & \operatorname{coth} x &= \frac{1}{\tanh x}, (x \neq 0) \end{aligned}$$

Logarithmic form of inverses

$$\begin{aligned} \sinh^{-1} x &= \ln[x + \sqrt{(x^2 + 1)}] \\ \cosh^{-1} x &= \ln[x + \sqrt{(x^2 - 1)}], \quad (x \geq 1) \\ \tanh^{-1} x &= \frac{1}{2} \ln\left(\frac{1+x}{1-x}\right), \quad (-1 < x < 1) \end{aligned}$$

Arithmetic sequence (progression)

- An arithmetic sequence is a sequence of terms of the form

$$a, a + d, a + 2d, a + 3d, \dots$$

where a is called the first term and d the common difference.

- The n th term of the sequence is given by $a + (n - 1)d$.
- The sum of the terms of an arithmetic sequence is called an arithmetic series and the sum of the first n terms is

$$S_n = n[2a + (n - 1)d]/2$$

Geometric sequence (progression)

- A geometric sequence is a sequence of terms of the form

$$a, ar, ar^2, ar^3, \dots$$

where a is called the first term and r the common ratio.

- The n th term of the sequence is given by ar^{n-1} .
- The sum of the terms of a geometric sequence is called a geometric series and the sum of the first n terms is

$$S_n = a(1 - r^n)/(1 - r) \text{ if } r \neq 1 \quad \text{and} \quad S_n = an \text{ if } r = 1$$

The binomial series

- The binomial expansion of the function $(1 + x)^r$, where r is any real number, is given by

$$(1 + x)^r = 1 + rx + \frac{1}{2!}r(r-1)x^2 + \frac{1}{3!}r(r-1)(r-2)x^3 + \dots$$

- The $(n + 1)$ th term of the series is $\frac{1}{n!}r(r-1)(r-2)\dots(r-n+1)x^n$.
- If r is a positive integer then the series terminates after $r + 1$ terms.
- If r is not a positive integer then the expansion is valid only if $|x| < 1$.
- To expand $(a + x)^r$ then first express it in the form $a^r\left(1 + \frac{x}{a}\right)^r$ and then expand as above.

Taylor and Maclaurin series

The Taylor series expansion of $f(x)$ about $x = a$ is

$$f(x + a) = f(a) + \frac{x}{1!}f'(a) + \frac{x^2}{2!}f''(a) + \dots = \sum_{n=0}^{\infty} \frac{x^n}{n!}f^{(n)}(a)$$

The expansion is only valid within the region of convergence of the infinite series. In the special case when $a = 0$ we have the Maclaurin series expansion of $f(x)$

$$f(x) = f(0) + \frac{x}{1!}f'(0) + \frac{x^2}{2!}f''(0) + \dots = \sum_{n=0}^{\infty} \frac{x^n}{n!}f^{(n)}(0)$$

Some standard Maclaurin series expansions

$$e^x = 1 + \frac{x}{1!} + \frac{x^2}{2!} + \frac{x^3}{3!} + \dots + \frac{x^n}{n!} + \dots \quad (\text{all } x)$$

$$\sin x = x - \frac{x^3}{3!} + \frac{x^5}{5!} - \dots + \frac{(-1)^n x^{2n+1}}{(2n+1)!} + \dots \quad (\text{all } x)$$

$$\cos x = 1 - \frac{x^2}{2!} + \frac{x^4}{4!} - \dots + \frac{(-1)^n x^{2n}}{(2n)!} + \dots \quad (\text{all } x)$$

$$\ln(1 + x) = x - \frac{x^2}{2} + \frac{x^3}{3} - \frac{x^4}{4} + \dots + \frac{(-1)^n x^{n+1}}{n+1} + \dots \quad (-1 < x \leq 1)$$

$$\tan x = x + \frac{x^3}{3} + \frac{2x^5}{15} + \frac{17x^7}{315} + \dots \quad \left(-\frac{1}{2}\pi < x < \frac{1}{2}\pi\right)$$

$$\sinh x = x + \frac{x^3}{3!} + \frac{x^5}{5!} + \dots + \frac{x^{2n+1}}{(2n+1)!} + \dots \quad (\text{all } x)$$

$$\cosh x = 1 + \frac{x^2}{2!} + \frac{x^4}{4!} + \dots + \frac{x^{2n}}{(2n)!} + \dots \quad (\text{all } x)$$

AI.2 Trigonometric identities

$$\cos^2 x + \sin^2 x = 1$$

$$1 + \tan^2 x = \sec^2 x$$

$$1 + \cot^2 x = \operatorname{cosec}^2 x$$

$$\sin(x + y) = \sin x \cos y + \cos x \sin y$$

$$\sin(x - y) = \sin x \cos y - \cos x \sin y$$

$$\cos(x + y) = \cos x \cos y - \sin x \sin y$$

$$\cos(x - y) = \cos x \cos y + \sin x \sin y$$

$$\tan(x + y) = \frac{\tan x + \tan y}{1 - \tan x \tan y}$$

$$\tan(x - y) = \frac{\tan x - \tan y}{1 + \tan x \tan y}$$

$$\sin 2x = 2 \sin x \cos x$$

$$\cos 2x = \cos^2 x - \sin^2 x$$

$$= 1 - 2 \sin^2 x$$

$$= 2 \cos^2 x - 1$$

$$\sin x + \sin y = 2 \sin \frac{1}{2}(x + y) \cos \frac{1}{2}(x - y)$$

$$\sin x - \sin y = 2 \cos \frac{1}{2}(x + y) \sin \frac{1}{2}(x - y)$$

$$\cos x + \cos y = 2 \cos \frac{1}{2}(x + y) \cos \frac{1}{2}(x - y)$$

$$\cos x - \cos y = -2 \sin \frac{1}{2}(x + y) \sin \frac{1}{2}(x - y)$$

$$\sin x \cos y = \frac{1}{2} [\sin(x + y) + \sin(x - y)]$$

$$\cos x \sin y = \frac{1}{2} [\sin(x + y) - \sin(x - y)]$$

$$\cos x \cos y = \frac{1}{2} [\cos(x + y) + \cos(x - y)]$$

$$\sin x \sin y = \frac{1}{2} [\cos(x - y) - \cos(x + y)]$$

$$\sin 3x = 3 \sin x - 4 \sin^3 x$$

$$\cos 3x = 4 \cos^3 x - 3 \cos x$$

A1.3 Derivatives and integrals

y	dy/dx	$\int y \, dx$
x^n	nx^{n-1}	$x^{n+1}/(n+1) \quad (n \neq -1)$
$1/x$	$-1/x^2$	$\ln x $
$\sin x$	$\cos x$	$-\cos x$
$\cos x$	$-\sin x$	$\sin x$
$\tan x$	$\sec^2 x$	$-\ln \cos x $
$\sec x$	$\sec x \tan x$	$\ln \sec x + \tan x $
$\cot x$	$-\operatorname{cosec}^2 x$	$\ln \sin x $
$\operatorname{cosec} x$	$-\operatorname{cosec} x \cot x$	$-\ln \operatorname{cosec} x + \cot x $
$\sin^{-1} x$	$\frac{1}{\sqrt{1-x^2}}$	$x \sin^{-1} x + \sqrt{1-x^2}$
$\cos^{-1} x$	$\frac{-1}{\sqrt{1-x^2}}$	$x \cos^{-1} x - \sqrt{1-x^2}$
$\tan^{-1} x$	$\frac{1}{1+x^2}$	$x \tan^{-1} x - \frac{1}{2} \ln(1+x^2)$
$\sec^{-1} x$	$\frac{1}{x\sqrt{x^2-1}}$	$x \sec^{-1} x - \ln x + \sqrt{x^2-1} $ $(0 < \sec^{-1} x < \frac{1}{2}\pi)$
$\operatorname{cosec}^{-1} x$	$\frac{-1}{x\sqrt{x^2-1}}$	$(x \operatorname{cosec}^{-1} x + \ln x + \sqrt{x^2-1})$ $(0 < \operatorname{cosec}^{-1} x < \frac{1}{2}\pi)$
$\cot^{-1} x$	$\frac{-1}{1+x^2}$	$x \cot^{-1} x + \frac{1}{2} \ln(1+x^2)$
e^{ax}	ae^{ax}	e^{ax}/a
a^x	$a^x \ln a$	$a^x/\ln a$
$\sinh x$	$\cosh x$	$\cosh x$
$\cosh x$	$\sinh x$	$\sinh x$
$\tanh x$	$\operatorname{sech}^2 x$	$\ln \cosh x$
$\operatorname{sech} x$	$-\operatorname{sech} x \tanh x$	$\tan^{-1}(\sinh x)$
$\operatorname{cosech} x$	$-\operatorname{cosech} x \coth x$	$\ln \tanh \frac{1}{2} x $
$\coth x$	$-\operatorname{cosech}^2 x$	$\ln \sinh x $
$\sinh^{-1} x$	$\frac{1}{\sqrt{1+x^2}}$	$x \sinh^{-1} x - \sqrt{1+x^2}$
$\cosh^{-1} x$	$\frac{1}{\sqrt{x^2-1}}$	$x \cosh^{-1} x - \sqrt{x^2-1}$
$\tanh^{-1} x$	$\frac{1}{1-x^2}$	$x \tanh^{-1} x + \frac{1}{2} \ln(1-x^2)$ $(x < 1)$
$\operatorname{sech}^{-1} x$	$\frac{-1}{x\sqrt{1-x^2}}$	$x \operatorname{sech}^{-1} x + \sin^{-1} x$
$\operatorname{cosech}^{-1} x$	$\frac{-1}{x\sqrt{1+x^2}}$	$x \operatorname{cosech}^{-1} x + \sinh^{-1} x$
$\coth^{-1} x$	$\frac{1}{1-x^2}$	$x \coth^{-1} x + \frac{1}{2} \ln(x^2-1)$ $(x > 1)$
$\ln x$	$1/x$	$x \ln x - x$

AI.4 Some useful standard integrals

$f(x), (a > 0)$	$\int f(x) dx$
$\frac{1}{a^2 + x^2}$	$\frac{1}{a} \tan^{-1}\left(\frac{x}{a}\right)$
$\frac{1}{\sqrt{(a^2 - x^2)}}$	$\sin^{-1}\left(\frac{x}{a}\right)$
$\frac{1}{\sqrt{(a^2 + x^2)}}$	$\sinh^{-1}\left(\frac{x}{a}\right)$ or $\ln[x + \sqrt{(x^2 + a^2)}]$
$\frac{1}{\sqrt{(x^2 - a^2)}}$	$\cosh^{-1}\left(\frac{x}{a}\right)$ or $\ln[x + \sqrt{(x^2 - a^2)}]$
$\frac{1}{a^2 - x^2}$ for $ x < a$	$\frac{1}{2a} \ln\left(\frac{a+x}{a-x}\right)$
$\frac{1}{x^2 - a^2}$ for $ x > a$	$\frac{1}{2a} \ln\left(\frac{x-a}{x+a}\right)$

Answers to Exercises

CHAPTER 1

Exercises

- 1 54.625_{10}
- 2 $11111111000001_2, 37701_8$
 13455_8
- 3 $11110.100110011001\dots_2$
 $36.46314631\dots_8$
Yes
- 4 (a) 101110.100_2 (b) 10101.11010101_2
- 5 (a) $1/2$ (b) 2^7 (c) $1/2^{12}$
(d) 3^2 (e) $1/6$ (f) 2^3
- 6 (a) $21 + ((4 \times 3) \div 2)$ (b) $(17 - (6^{(2+3)}))$
(c) $(4 \times (2^3)) - ((7 \div 6) \times 2)$
(d) $((2 \times 3) - (6 \div 4)) + 3^{(2-5)}$
- 7 (a) $1393 + 985\sqrt{2}$ (b) $68 + 48\sqrt{2}$
(c) $1 + \sqrt{2}$ (d) $-1 + \frac{3}{2}\sqrt{2}$
- 8 (a) $-7 + 5\sqrt{2}$ (b) $-\frac{60}{17} - \frac{41}{17}\sqrt{2}$
(c) $\frac{5}{11} - \frac{1}{11}\sqrt{3}$ (d) $\frac{28}{11} + \frac{18}{11}\sqrt{5}$
- 9 $\frac{239}{169}, \frac{577}{408}, \frac{1393}{985}$
- 10 $\sqrt{3} + \sqrt{19} > \sqrt{5} + \sqrt{13}$
- 11 (a) $-2 \leq x \leq 10, [-2, 10]$
(b) $-5 < x < -1, (-5, -1)$
(c) $-3 \leq x \leq 4, [-3, 4]$
(d) $-24 < x < 0, (-24, 0)$
- 12 (a) $\{x: |x - 4| < 3\}$ (b) $\{x: |x + 3| \leq 1\}$
(c) $\{x: |2x - 43| < 9\}$ (d) $\{x: |8x - 1| \leq 5\}$
- 13 (b) only
(b), (c) and (d) true
- 14 (a) $v_a = \frac{1}{2}(v_1 + v_2)$ (b) $v_b = \frac{2v_1v_2}{v_1 + v_2}$
- 15 (a) x^{-1} (b) x^7 (c) x^{-12} (d) x^2
(e) $1/(2x^4)$ (f) $4x/9$ (g) $x^{5/2} - 2x^{-1/2}$
(h) $25x^{2/3} + 1/(4x^{2/3}) - 5$ (i) $2 - 1/x$
(j) $a^{-1}b^{9/2}$ (k) $1/(8b^3a^{3/2})$
- 16 (a) $xyz(x - y)$ (b) $xyz(x - y + 2z)$
(c) $(a + b)(x - 2y)$ (d) $(x + 5)(x - 2)$
(e) $(x + \frac{1}{2}y)(x - \frac{1}{2}y)$ (f) $(9x^2 + y^2)(3x - y)(3x + y)$
- 17 (a) $(x + 3)/(x + 4)$ (b) $(5 - x)/[(x - 3)(x + 1)]$
(c) $2/[(x - 2)(x + 12)]$ (d) $3x^2 - 4y^2$
- 20 (a) $(x + \frac{1}{2})^2 - \frac{49}{4}$ (b) $(x - 1)^2 + 2$
(c) $\frac{1}{3} - 3(x - \frac{2}{3})^2$ (d) $5 - (x - 2)^2$
- 21 $s = (m^2 + p^2)t/(m^2 - p^2), m^2 \neq p^2$
- 22 $t = (u - 1)x^2/(u + 1), u \neq -1$
- 23 $-1 \pm \sqrt{2}$
- 24 $\frac{4}{3}$
- 25 $7, -2$
- 26 10 m
- 27 (a) $\sqrt{2}$ (b) $(1 + \sqrt{5})/2$
- 28 (a) $x < 0$ and $x > 5/2$
(b) $x < 1$ and $x > 2$
(c) $x < 0$ and $x > 1$
(d) $x < -4$ and $x > \frac{2}{3}$
- 29 $-2 < x < 2$
- 31 (a) $A = -\frac{1}{3}, B = \frac{1}{3}$ (b) $A = 8, B = -5$
(c) $A = \frac{5}{2}, B = -\frac{3}{2}$
- 32 $A = 2, B = -1, C = 9$
- 33 (a) 5 (b) 0 (c) -9 (d) 11
- 34 (a) 120 (b) $\frac{1}{4}$ (c) 35 (d) 10 (e) 84 (f) 70
- 35 (a) $x^4 - 12x^3 + 54x^2 - 108x + 81$
(b) $x^3 + \frac{3}{2}x^2 + \frac{3}{4}x + \frac{1}{8}$
(c) $32x^5 + 240x^4 + 720x^3 + 1080x^2 + 810x + 243$
(d) $81x^4 + 216x^3y + 216x^2y^2 + 96xy^3 + 16y^4$

36 (a) $y = \frac{3}{2}x - 2$ (b) $y = -2x - 1$
 (c) $y = \frac{5}{2}x - \frac{1}{2}$ (d) $y = -\frac{3}{5}x + 3$
 (e) $y = \frac{1}{3}x + \frac{2}{3}$ (f) $y = -3x + 4$

37 $(x - 1)^2 + (y - 2)^2 = 25$

38 4, (-2, 3)

39 $x^2 + y^2 + 4x - 6y = 12$

40 $x^2 + y^2 - 6x - 3y + 5 = 0$

41 $2y = x + 3$

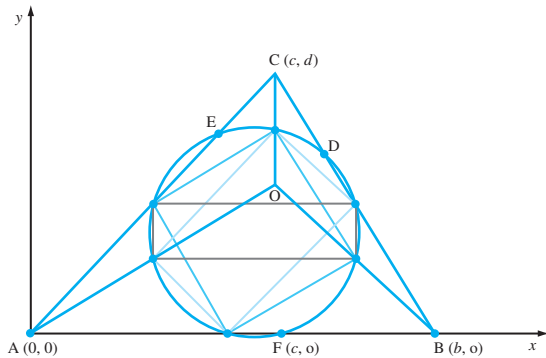
42 $x^2 + y^2 = 25^2$

43 Circle through $(\frac{1}{2}b, 0)$, $(\frac{1}{2}c, \frac{1}{2}d)$, $(\frac{1}{2}(b+c), \frac{1}{2}d)$,

$(c, 0)$, $(\frac{bd^2}{d^2 + (b-c)^2}, \frac{bd(b-c)}{d^2 + (b-c)^2})$, $(\frac{bc^2}{c^2 + d^2}, \frac{bcd}{c^2 + d^2})$,

$(\frac{1}{2}c, \frac{c}{2d}(b-c))$, $(\frac{1}{2}(b+c), \frac{c}{2d}(b-c))$, $(c, \frac{1}{2}d(bc - c^2 + d^2))$

is called the **nine-point circle**. The intersections of the diagonals of the three rectangles in the centre of the nine-point circle are also drawn.



44 $x = \frac{2}{3}$, $x = -\frac{2}{3}$

45 (0, 3), (0, -3), $\frac{3}{5}$, $y = \frac{25}{3}$, $y = -\frac{25}{3}$, 10, 8

46 (-5, 0), (5, 0), (-4, 0), (4, 0), $y = \frac{3x}{4}$, $y = -\frac{3x}{4}$

47 (a) 3dp, 6sf (b) 30dp, 3sf (c) 0dp, 5sf
 (d) 0dp, 3sf (e) 0dp, 4sf (f) 10dp, 3sf

48 The answer claims unjustified accuracy: hypotenuse = 2.236 ± 0.007 m. The angles are also subject to error.

49 (a) Absolute error bound is $\frac{1}{12}$ min, relative error bound is $\frac{1}{420}$

(b) Absolute error bound is 1.4 min, relative error bound is 0.04

(c) Absolute error bound is 0.005, relative error bound is $\frac{1}{116}$

50 0.0039, 12.9

51 (a) 3.613 ± 0.0015 , relative error bound 0.0004, 3.61
 (b) 2.5351 ± 0.0176 , relative error bound 0.007, 2.5
 (c) 22.47 ± 0.015 , relative error bound 0.0007, 22.5

52 4.51

53 $10.00 \pm 0.01, \frac{1}{1000}$
 $-0.02 \pm 0.01, \frac{1}{2}$
 $24.9999 \pm 0.05, \frac{1}{500}$
 $0.996008 \pm 0.002, \frac{1}{500}$

54

Label	value	Absolute error bound	Relative error bound
a	3.251	0.0005	
b	3.115	0.0005	
a - b	0.136	0.001	0.0074
c	0.112	0.0005	0.0045
(a - b)/c	1.2143	0.0145	0.0119
d	9.21	0.005	
d + (a - b)/c	10.4243	0.0195	

Result: 10.4

55 0.7634 ± 0.00072 , 0.76

56 (a) 0.2713 ± 0.0237 (b) 0.2715 ± 0.0072

57 $10^1(0.2709)$, $10^1(0.2708)$

The second result is more accurate since by adding the small numbers together first their combination is given its proper weight.

58 $10^{-8}(0.6538)$, $10^{-3}(0.6752)$

59 0.5

1.7 Review exercises

1 (a) $A = \pm QKD/\sqrt{(HD^2 - Q^2K^2)}$
 (b) $-(9 \pm \sqrt{145})/8$

2 (a) $(x - 1)(a - 2)$ (b) $(a - b + c)(a + b - c)$
 (c) $(2k + l - 3m)(2k + l + 3m)$
 (d) $(p - q)(p - 2q)$ (e) $(l + n)(l + m)$

3 (a) 1 cm (b) 3.812

4 (a) $L = \left(\frac{1}{2\pi nC} \pm \sqrt{(Z^2 - R^2)} \right) / (2\pi n)$

(b) 0.1434; 0.0592; 0.4160

(L must be positive from practical considerations)

5 (a) $30 - 12\sqrt{6}$ (b) $-53 + 11\sqrt{15}$
 (c) $\frac{1}{23}(14 + 11\sqrt{2})$ (d) $3 + 2\sqrt{2} + 2\sqrt{3} + \sqrt{6}$
 (e) $\frac{1}{2} + \frac{1}{4}\sqrt{2} + \frac{1}{4}\sqrt{6}$

6 5, 6

8 (a) $(-\frac{1}{2}, \frac{3}{2})$ (b) $(-\infty, -5) \cup (-2, 1)$
(c) $(-3, 1)$ (d) $(-\frac{4}{3}, 0)$ 11 $\frac{a}{b} > \frac{a+c}{b+c} > 1$ 12 (b) (i) $1 - \frac{5}{2}x + \frac{5}{2}x^2 - \frac{5}{4}x^3 + \frac{5}{16}x^4 - \frac{1}{32}x^5$
(ii) $729 - 2916x + 4860x^2 - 4320x^3 + 2160x^4 - 576x^5 + 64x^6$

13 (a) 90.5

(b) $P_1 = 1, P_2 = 3, P_3 = 5, P_r = (2r - 1),$

$$\sum_{r=1}^n P_r = n^2$$

14 (a) $y = 2x + 1$ (b) $y = (x - 7)/3$ (c) $y = 2x - \frac{7}{3}$ 15 $(y - 3)^2 + (x - 5)^2 = 25$ 16 (a) $(-1, 2), 2$ (b) $(\frac{1}{2}, -\frac{3}{2}), \frac{1}{2}$ (c) $(-\frac{1}{3}, \frac{1}{3}), \sqrt{3}$ 17 (i) (a) $(1, 2)$ (b) $(3, 2)$ (c) $x = -1$ (d) $y = 2$ (ii) (a) $(-2, 1)$ (b) $(-2, -2)$ (c) $y = 4$ (d) $x = -2$ 18 $(2, 8), (2, 5), (2, 11), (2, 3), (2, 13), y = -\frac{1}{3}, y = \frac{49}{3}$ 19 $\Delta_{.4774} \Delta_{.774} \dots_{12}$, where $\Delta_{12} = 10_{10}$

20

	Value	Absolute error bound	Relative error bound	
a	7.01	0.005	$\rightarrow 0.0007$)
\sqrt{a}	2.6476	0.0009	$\leftarrow 0.00035$	
b	52.13	0.005	$\rightarrow 0.000096$)
\sqrt{b}	7.220111	0.000347	$\leftarrow 0.000048$	
c	0.01011	0.000005	$\rightarrow 0.000495$)
\sqrt{c}	0.100548	0.000025	$\leftarrow 0.00025$	
d	5.631×10^{11}	0.5×10^8	$\rightarrow 0.0000888$)
\sqrt{d}	7.504×10^5	0.33×10^2	$\leftarrow 0.0000444$	

Correctly rounded values	\sqrt{a}	\sqrt{b}	\sqrt{c}	\sqrt{d}
	2.65	7.22	0.101	7.504×10^5

21 0.37 ± 0.07

22 1.714 (a) 0.0026, (b) 0.0075

23 6

CHAPTER 2

Exercises

1 (a) $[-5, 5], \mathbb{R}, [0, 5], 0, 3, \sqrt{(25 - x^2)}$
(b) $\mathbb{R}, \mathbb{R}, \mathbb{R}, 2, -1, \sqrt[3]{(3 - x)}$ 2 $A = 2x(5 + |x|)$

x/m	0	1	2	3	4	5
Area/m ²	0	12	28	48	72	100

 $A(-2) = -28$, area of cutting

3

r/m	0.10	0.15	0.20	0.25	0.30	0.35	0.40
A/m^2	3.05	2.12	1.71	1.53	1.47	1.50	1.59

 $r^* = 0.32$ according to worked answer: estimated from a graph (not drawn).

5 5 years

6 (a) 0, 2; increasing for $x > 1$, decreasing for $x < 1$, minimum at $x = 1$ (b) $-\frac{5}{2}, 2$; increasing for $x < -1$ and $x > 2$, decreasing for $-1 < x < 2$, maximum at $x = -1$, minimum at $x = 2$ (c) Increasing on $-1 < x < 0$ and $x > +1$
Decreasing on $x < -1$ and $0 < x < +1$
Maximum at $(0, 0)$, minimum at $(-1, -1)$ and $(1, -1)$ (d) Increasing on $x < 1$, decreasing on $x > 1$, maximum at $(1, -1)$ 8 $F(x) = (x - 1)^2$: $f(x)$ shifted by 2 units in positive x direction $G(x) = (x + 1)^2 - 2$: $f(x)$ shifted by 2 units in negative y direction10 (a) $\frac{1}{2}(x + 3)$ (b) $\frac{4x + 3}{2 - x}$ (c) Restriction of domain to $[0, \infty)$
 $\sqrt{(x - 1)}, x \geq 1$ 14 (a) odd (b) even (c) neither
(d) neither (e) odd (f) even16 $(x^3 + 3x) + (-3x^2 - 1)$ 17 (a) $3 - 2x$
(b) $\frac{1}{2}x + \frac{5}{2}$
(c) $0.255x + 2.478$ (3dp)18 (a) 3 (b) -3 (c) $\frac{1}{2}$ 19 $\pounds(50 + 0.455x), \pounds 960, \pounds(1.20x - 960), 800$ 20 $a = 0.311$ 21 $m = 0.82, c = 60.9$ 24 (a) $\frac{2}{3}x^2 + 2x + \frac{1}{3}$
(b) $\frac{2}{5}x^2 - x - \frac{2}{5}$

25 $(x - 2)^2 - 4(x - 2) - 2$

- 26 (a) irreducible (b) not irreducible
(c) not irreducible (d) irreducible

- 27 (a) minimum at $x = -1$ of 2
(b) minimum at $x = \frac{3}{2}$ of 0
(c) maximum at $x = -\frac{2}{3}$ of $\frac{22}{3}$
(d) maximum at $x = \frac{3}{10}$ of $-\frac{11}{20}$

- 28 (a) $x < 2$ and $x > 4$
(b) $-\frac{5}{2} < x < 3$

29 315 feet, 46 mph

- 30 (a) $(x - 1)(x + 3)(x - 4)$
(b) $(x + 1)(x - 2)(x + 3)$
(c) $(x - 1)(x + 1)(x^2 + 2)$
(d) $x(x - 1)(2x + 3)(x + 2)$
(e) $(x - 1)^2(2x - 1)(x - 2)$
(f) $(x^2 + 9)(x - 2)(x + 2)$

31 2, 7, 139, 527, 524

32 $y = (x - 5)^4 + 15(x - 5)^3 + 80(x - 5)^2 + 165(x - 5) + 81$. Since coefficients are all positive, zeros of y must all lie to the left of $x = 5$, that is $x < 5$. Hence the zeros of y lie between $x = 0$ and $x = 5$.

- 33 (a) $x^2 - 14x + 1 = 0$
(b) $x^2 + 52x + 1 = 0$

34 $x^3 - 5x^2 + 1$

35 $3x^2 + 22x + 378$

36 (b) $r = 10/(4\pi)^{1/3}$, $h = 20/(4\pi)^{1/3}$

37 0.096 m^3 , 0.1875 m^3

38 $x_0 = 10.94$, width of alley = 4.92 m

- 39 (a) $1 + (x + 2)/[(x + 1)(x - 1)]$
(b) $x^3 - 2x^2 + x + 1 - 3x/(x^2 + x + 1)$

- 40 (a) $(-5x^2 + x - 2)/[x(x - 2)(x^2 + 1)]$
(b) $2/[(x - 1)^3(x + 1)]$
(c) $(4x^4 - 11x^3 + 10x^2 - 5x + 4)/[(x^2 + 1)(x - 1)^2(x - 2)]$

41 (a) $\frac{\frac{1}{3}}{x - 2} - \frac{\frac{1}{3}}{x + 1}$

(b) $\frac{1}{x - 2} + \frac{1}{x + 1}$

(c) $1 + \frac{\frac{2}{3}}{x - 2} + \frac{\frac{1}{3}}{x + 1}$

(d) $\frac{\frac{1}{3}}{(x - 2)^2} + \frac{\frac{2}{9}}{x - 2} - \frac{\frac{2}{9}}{x + 1}$

(e) $\frac{1}{x + 1} - \frac{x + 1}{x^2 + 2x + 2}$

(f) $\frac{-\frac{1}{3}}{x + 1} + \frac{\frac{1}{12}}{x - 2} + \frac{\frac{1}{4}}{x + 2}$

42 (a) $\frac{\frac{1}{3}}{x - 4} - \frac{\frac{1}{3}}{x - 1}$

(b) $\frac{\frac{1}{3}}{x - 1} - \frac{\frac{1}{3}x + \frac{2}{3}}{x^2 + x + 1}$

(c) $\frac{\frac{5}{9}}{x - 2} + \frac{\frac{4}{3}}{(x + 1)^2} - \frac{\frac{5}{9}}{x + 1}$

(d) $1 - \frac{3}{x - 2} + \frac{8}{x - 3}$

(e) $\frac{1}{x^2 + 1} + \frac{x - 2}{(x^2 + 1)^2}$

(f) $\frac{x + 1}{x^2 + 4} + \frac{2}{x - 1} - \frac{3}{x + 5}$

- 43 (a) $(\sqrt{2}, \sqrt{2}), (-\sqrt{2}, -\sqrt{2})$
(b) $(\sqrt{2}, \sqrt{2}), (-\sqrt{2}, -\sqrt{2})$
(c) $(-\sqrt{\frac{2}{5}}, -\sqrt{\frac{2}{5}}), (\sqrt{\frac{2}{5}}, \sqrt{\frac{2}{5}}), (\sqrt{2}, \sqrt{2}), (-\sqrt{2}, -\sqrt{2})$
(d) does not intersect on domain

- 44 (a) asymptotes: $y = x - 8$, $x = 0$,
maximum $(\sqrt{15}, -8 + 2\sqrt{15})$,
minimum $(-\sqrt{15}, -8 - 2\sqrt{15})$
(b) asymptotes: $y = 1$, $x = 1$ (c) $y = x$, $x = -5$

45 $y = -1 \pm \sqrt{(x + 4)}, (y + 1)^2 = x + 4$

48 $0.6, 0.8, 0.75, 36.87^\circ = 36^\circ 52' 12''$;
 $\frac{12}{13}, \frac{5}{13}, 2.4, 67.38^\circ = 67^\circ 22' 48''$

49 AB = 29.44, BC = 33.04 m

50 30

51 60

52 AB = 30.6 mm, AC = 26.9 mm

53 45.5 mm

55 degrees 0° 30° 45° 60° 90° 120° 150° 180°
radians 0 $\frac{1}{6}\pi$ $\frac{1}{4}\pi$ $\frac{1}{3}\pi$ $\frac{1}{2}\pi$ $\frac{2}{3}\pi$ $\frac{5}{6}\pi$ π

degrees 210° 225° 240° 270° 300° 315° 330° 360°
radians $\frac{7}{6}\pi$ $\frac{5}{4}\pi$ $\frac{4}{3}\pi$ $\frac{3}{2}\pi$ $\frac{5}{3}\pi$ $\frac{7}{4}\pi$ $\frac{11}{6}\pi$ 2π

- 57 (a) 0.3398, 2.8018, $\frac{3}{2}\pi$
(b) 1.8235, 4.4597, π
(c) 2.6779, 5.8195, $\frac{1}{4}\pi$, $\frac{5}{4}\pi$
(d) $\frac{1}{2}\pi$, $\frac{3}{2}\pi$, $\frac{1}{6}\pi$, $\frac{5}{6}\pi$

- 58 $\frac{1}{2}\sqrt{3}$, $\sqrt{3}$, $\frac{1}{2}\sqrt{3}$, $\frac{1}{2}$
 $\frac{1}{2}\sqrt{(2 - \sqrt{3})}$, $\frac{1}{2}\sqrt{(2 + \sqrt{3})}$, $2 - \sqrt{3}$
(a) $\frac{1}{2}\sqrt{3}$ (b) $1/\sqrt{3}$
(c) $\frac{1}{2}\sqrt{3}$ (d) $\frac{1}{2}\sqrt{(2 + \sqrt{3})}$
(e) $-\frac{1}{2}\sqrt{(2 - \sqrt{3})}$ (f) $-(2 - \sqrt{3})$

- 59 (a) $-\sqrt{(1 - s^2)}$ (b) $-2s\sqrt{(1 - s^2)}$
(c) $s(3 - 4s^2)$ (d) $\sqrt{\{\frac{1}{2}[1 + \sqrt{(1 - s^2)}]\}}$

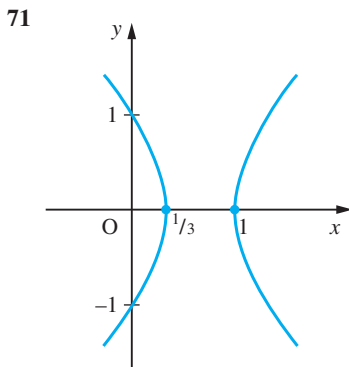
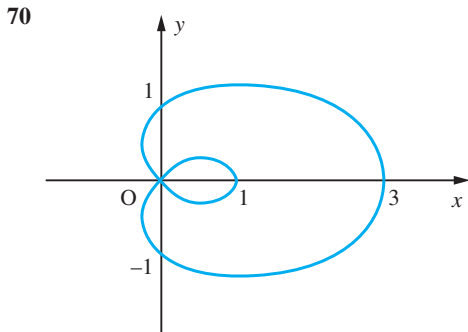
- 61 $x = n\pi$ ($n = \pm 1, \pm 3, \dots$)
and $x = 0.9273 + 2n\pi$ ($n = 0, \pm 1, \pm 2, \dots$)

	<i>a</i>	<i>b</i>	<i>c</i>	<i>d</i>	<i>e</i>	<i>f</i>
$\sin x$	$\frac{1}{2}$	$\pm\frac{1}{2}$	$\pm\sqrt{\frac{1}{2}}$	$\pm\sqrt{\frac{1}{2}}$	$-\frac{1}{2}$	$\pm\frac{1}{2}$
$\cos x$	$\pm\frac{1}{2}\sqrt{3}$	$-\frac{1}{2}\sqrt{3}$	$\pm\sqrt{\frac{1}{2}}$	$\sqrt{\frac{1}{2}}$	$\pm\frac{2}{\sqrt{3}}$	$\pm\frac{1}{2}\sqrt{3}$
$\tan x$	$\pm\sqrt{\frac{1}{3}}$	$\pm\sqrt{\frac{1}{3}}$	-1	± 1	$\pm\sqrt{\frac{1}{3}}$	$\sqrt{\frac{1}{3}}$
$\operatorname{cosec} x$	2	± 2	$\pm\sqrt{2}$	$\pm\sqrt{2}$	-2	± 2
$\sec x$	$\pm 2\sqrt{\frac{1}{3}}$	$-2\sqrt{\frac{1}{3}}$	$\pm\sqrt{2}$	$\sqrt{2}$	$\pm\frac{2}{3}$	$\pm 2\sqrt{\frac{1}{3}}$
$\cot x$	$\pm\sqrt{3}$	$\pm\sqrt{3}$	-1	± 1	$\pm\sqrt{3}$	$\sqrt{3}$

- 63 (a) $2 \sin 2\theta \cos \theta$ (b) $2 \sin \frac{3}{2}\theta \sin \frac{1}{2}\theta$
 (c) $2 \cos \frac{7}{2}\theta \cos \frac{3}{2}\theta$ (d) $-2 \cos \frac{3}{2}\theta \sin \frac{1}{2}\theta$
- 64 (a) $\frac{1}{2}(\cos 2\theta - \cos 4\theta)$ (b) $\frac{1}{2}(\sin 4\theta + \sin 2\theta)$
 (c) $\frac{1}{2}(\sin 4\theta - \sin 2\theta)$ (d) $\frac{1}{2}(\cos 4\theta + \cos 2\theta)$
- 65 (a) $2 \cos(\theta - \frac{2}{3}\pi), 2 \sin(\theta - \frac{1}{6}\pi)$
 (b) $\sqrt{2} \cos(\theta - \frac{3}{4}\pi), \sqrt{2} \sin(\theta - \frac{1}{4}\pi)$
 (c) $\sqrt{2} \cos(\theta - \frac{1}{4}\pi), \sqrt{2} \sin(\theta - \frac{7}{4}\pi)$
 (d) $\sqrt{13} \cos(\theta - 0.9828), \sqrt{13} \sin(\theta - 5.6952)$

66 $x = 2n\pi, 2n\pi \pm \frac{2}{3}\pi$ ($n = 0, \pm 1, \pm 2, \dots$)

- 67 (a) $\pi/6$ (b) $-\pi/6$ (c) $\pi/3$
 (d) $2\pi/3$ (e) $\pi/3$ (f) $-\pi/3$



- 72 (a) $(2e + 1)e^5$ (b) e^{4x} (c) e^6
 (d) e^9 (e) $e^{x/2}$

- 74 (a) 3 (b) -2 (c) $-\frac{1}{2}$
 (d) 4 (e) $\frac{1}{2}$ (f) $-\frac{1}{2}$

- 75 (a) $2 \ln x + \ln y$ (b) $\frac{1}{2} \ln x + \frac{1}{2} \ln y$
 (c) $5 \ln x - 2 \ln y$

- 76 (a) $\ln 4$ (b) $\ln 3.2$ (c) $\ln 0.75$ (d) $\ln 0.5$

- 77 (a) $\sqrt{[(1-x)/(1+x)]}$ (b) x^2

79 $\ln(20 \pm 6\sqrt{10}) = 3.6629, 0.02599$

80 $\frac{3}{2} \ln(x^2 + 1) - \frac{1}{3} \ln(x^4 + 1) - \frac{1}{5} \ln(x^4 + 4)$

	<i>a</i>	<i>b</i>	<i>c</i>	<i>d</i>	<i>e</i>	<i>f</i>
$\sinh x$	$\pm\frac{3}{4}$	$\frac{8}{15}$	$\frac{7}{24}$	$\pm\frac{12}{5}$	$-\frac{4}{3}$	$\frac{12}{5}$
$\cosh x$	$\frac{5}{4}$	$\frac{17}{15}$	$\frac{25}{24}$	$\frac{13}{5}$	$\frac{5}{3}$	$\frac{13}{5}$
$\tanh x$	$\pm\frac{3}{5}$	$\frac{8}{17}$	$-\frac{7}{25}$	$\pm\frac{12}{13}$	$-\frac{4}{5}$	$\frac{12}{13}$
$\operatorname{cosech} x$	$\pm\frac{4}{3}$	$\frac{15}{8}$	$\pm\frac{24}{7}$	$\pm\frac{5}{12}$	$-\frac{3}{4}$	$\frac{5}{12}$
$\operatorname{sech} x$	$\frac{4}{5}$	$\frac{15}{17}$	$\frac{24}{25}$	$\frac{5}{13}$	$\frac{3}{5}$	$\frac{5}{13}$
$\operatorname{coth} x$	$\pm\frac{5}{3}$	$\pm\frac{17}{8}$	$-\frac{25}{7}$	$\pm\frac{13}{12}$	$-\frac{3}{4}$	$\frac{13}{12}$

82 (a) $\tanh 3x = \frac{(3 + \tanh^2 x)\tanh x}{1 + 3 \tanh^2 x}$

(b) $\cosh(x + y) = \cosh x \cosh y + \sinh x \sinh y$

(c) $\cos 2x = 1 - 2 \sin^2 x$

(d) $\sinh x - \sinh y = 2 \sinh \frac{1}{2}(x - y) \cosh \frac{1}{2}(x + y)$

- 84 (a) 0.7327 (b) 1.3170 (c) 0.5493

85 17.1383 (4dp)

86 1.0074 (4dp)

88 $A = 250, B = -273.26$

- 91 (a) Cusp at $x = 0$, maximum at $x = 4$, asymptote $y = -x$
 (b) Minimum at $x = 2$, asymptotes $y = \pm\sqrt{x} - 1, x = 1$

94 $\frac{ax}{l}H(x) + \frac{2a}{l}(l-x)H(x-l) - \frac{a}{l}(2l-x)H(x-2l)$

95 $x[1 - H(x)] - (x-1)H(x-1)$

96 $\operatorname{INTPT}(x + \frac{1}{2})$

99 0.9401, 0.005, 0.9425

100 0.04, 0.16, 0.01, 0.00625

101 0.3081, 0.2829, 16.79

102 0.2954, 0.2688, 17.10

103 $f(x) = -\frac{1}{84}x^3 + \frac{85}{84}x$

104	<i>x</i>	3045	3051	3058	3064	3070	3077	3083
	<i>y</i>	14.50	14.51	14.52	14.53	14.54	14.55	

2.12 Review exercises

$$1 \quad h(x) = x - 4 \quad x \in [0, 200]$$

$$k(x) = (x^2 - 4)^{1/2} \quad x \in [-20, -2] \cup [2, 20]$$

$$2 \quad (a) 25.6 \text{ cm} \quad (b) 2.35 \text{ m}^2$$

Price/£	1.00	1.05	1.10	1.15	1.20	1.25	1.30
Sales/000	8	7	6	5	4	3	2
Revenue/£000	8	7.35	6.60	5.75	4.80	3.75	2.60
Profit/£000	0	0.35	0.60	0.75	0.80	0.75	0.60

$$4 \quad g(x) = \begin{cases} 3x + 3 & x \leq -3 \\ 2x & -3 < x \leq -1 \\ 3x + 1 & -1 < x \leq 0 \\ x + 1 & 0 < x \leq 1 \\ 3x - 1 & x > 1 \end{cases}$$

$$6 \quad 0.37 \pm 0.005$$

$$8 \quad (x - 1)^4 + 7(x - 1)^3 + 14(x - 1)^2 + 13(x - 1) + 4$$

$$9 \quad (a) \frac{2}{x - 4} - \frac{1}{x - 1}$$

$$(b) 1 - \frac{5}{4} \frac{1}{x + 1} + \frac{13}{4} \frac{1}{x - 3}$$

$$(c) \frac{2}{9(x - 1)} + \frac{7}{9(x + 2)} - \frac{11}{3(x + 2)^2}$$

$$(d) \frac{\frac{1}{13}(5x - 7)}{x^2 - x + 1} + \frac{\frac{21}{13}}{x + 3}$$

$$10 \quad (a) 2 \cos \frac{3}{2} \theta \sin \frac{1}{2} \theta$$

$$(b) 2 \cos \frac{5}{2} \theta \cos \frac{1}{2} \theta$$

$$(c) -2 \sin \frac{3\theta}{2} \cos \frac{11\theta}{2}$$

$$11 \quad (a) 2\sqrt{5} \sin(\theta - \alpha), \alpha = \tan^{-1} \frac{1}{2}$$

$$(b) \sqrt{65} \sin(\theta - \alpha), \alpha = -\tan^{-1} 8$$

$$(c) 2 \sin(\theta + \frac{1}{6}\pi)$$

$$13 \quad 2$$

$$15 \quad 0.0025, 0.300$$

$$16 \quad \sqrt{\frac{1}{3}}$$

$$17 \quad (b) \frac{1}{2} D \sqrt{3}$$

$$18 \quad 1, 2, 0, 1, 3, 7, 5, 5, \dots$$

$$0.83389, 0.55194$$

$$21 \quad r = 3/(2 \sin \theta - \cos \theta)$$

CHAPTER 3

Exercises

$$2 \quad 4 + j, -2 + j3, 2 + j4, -9 + j3, -1 + j12, 5 + j3$$

$$3 \quad (a) -3 \pm j2 \quad (b) \frac{1}{2} \pm j\frac{\sqrt{7}}{2}$$

$$(c) -\frac{1}{2} \pm j \quad (d) 1, -\frac{1}{2} \pm j\frac{\sqrt{11}}{2}$$

$$(e) \pm\sqrt{3}, \pm j\sqrt{2}$$

$$4 \quad (a) 24 + j18 \quad (b) 17 - j19$$

$$(c) -1 - j5 \quad (d) -26 - j13$$

$$5 \quad (a) -1 - j5 \quad (b) (9 + j19)/13$$

$$(c) (1 - j7)/25 \quad (d) -1 - j2$$

$$6 \quad (a) 10 \quad (b) -3 - j4$$

$$(c) \frac{1}{25}(47 - j4) \quad (d) -j$$

$$(e) j \quad (f) 5 - j12$$

$$(g) j\frac{3}{17} \quad (h) -\frac{1}{178}(5 + j8)$$

$$7 \quad (a) 2 - j7 \quad (b) -3 + j \quad (c) j6 \quad (d) \frac{2}{3} + j\frac{2}{3}$$

$$8 \quad (a) -1 + j, -1 - j \quad (b) -2, 1 + j\sqrt{3}, 1 - j\sqrt{3}$$

$$9 \quad \pm 3 + j2$$

$$10 \quad (a) 3 + j2 \quad (b) 2 + j3$$

$$(c) \frac{1}{13}(2 + j3) \quad (d) 2 - j3$$

$$11 \quad (a) \sqrt{2}, \frac{1}{4}\pi \quad (b) 2, -\frac{1}{6}\pi$$

$$(c) 5, \pi - \tan^{-1} \frac{4}{3} \quad (d) 2, -\frac{1}{3}\pi$$

$$(e) 2, \frac{2}{3}\pi \quad (f) 2, -\frac{2}{3}\pi$$

$$12 \quad w = 5 - j4, z = 2 + j3$$

$$13 \quad x = \frac{1}{2}, y = -\frac{3}{2}$$

$$14 \quad 2 + j2, \frac{1}{2}$$

$$15 \quad \frac{1}{5}(7 + j4)$$

$$16 \quad \frac{1}{130}(451 + j878)$$

$$17 \quad x = \frac{1}{4}, y = -\frac{3}{4}$$

$$18 \quad \frac{11}{4} - j\frac{13}{4}$$

$$19 \quad 2\sqrt{2}, 1/\sqrt{2}, 5\pi/12, \pi/12$$

$$20 \quad (a) 16[\cos(11\pi/12) + j \sin(11\pi/12)],$$

$$\frac{1}{4}[\cos(7\pi/12) + j \sin(7\pi/12)],$$

$$4[\cos(-7\pi/12) + j \sin(-7\pi/12)]$$

$$(b) 15[\cos(-5\pi/6) + j \sin(-5\pi/6)],$$

$$\frac{3}{5}[\cos(-\pi/2) + j \sin(\pi/2)],$$

$$\frac{5}{3}[\cos(\pi/2) + j \sin(\pi/2)]$$

$$21 \quad |z| = 0.0024, \arg z = -1.9728, z = -0.0009 - j0.0022$$

$$22 \quad (a) e^{1.61 + j0.927} \quad (b) e^{0.693 + j2\pi/3}$$

$$23 \quad (a) 14.2026 + j14.2026 \quad (b) 0.1839 + j0.3186$$

$$24 \quad (a) 1 \angle \pi/2 \quad (b) 1 \angle 0$$

$$(c) 1 \angle \pi \quad (d) \sqrt{2} \angle -\pi/4$$

$$(e) \sqrt{6} \angle -\pi/4 \quad (f) \sqrt{5} \angle (\pi - \tan^{-1} \frac{1}{2})$$

$$(g) \sqrt{13} \angle (\tan^{-1} \frac{2}{3} - \pi) \quad (h) \sqrt{74} \angle (-\tan^{-1} \frac{5}{7})$$

$$(i) 5 \angle 0 \quad (j) 53 \angle (\tan^{-1} \frac{28}{45} - \pi)$$

- 25 $\frac{4}{3} + j\frac{7}{5}, \frac{1}{5}\sqrt{65}\angle\tan^{-1}\frac{7}{4}$
- 26 (a) $-\frac{5}{12}\pi, -\frac{11}{12}\pi$ (b) $\frac{1}{2}\sqrt{3} + j\frac{3}{2}$
- 27 (a) 128, $-\frac{1}{3}\pi$ (b) 1024, 0 (c) $\frac{1}{16}, \frac{2\pi}{3}$
- 29 (a) $\frac{1}{2}\cosh 1 - j\frac{1}{2}\sqrt{3}\sinh 1$
 (b) $\cosh\frac{3}{4}$
 (c) $\frac{1}{2}\sinh\frac{\pi}{3} + j\frac{\sqrt{3}}{2}\cosh\frac{\pi}{3}$
 (d) $\frac{1}{\sqrt{2}}$
- 30 (a) $\frac{1}{2}(4n+1)\pi + j\cosh^{-1}2$
 (b) $\frac{1}{2}(2n+1)\pi + j(-1)^{n+1}\sinh^{-1}\frac{3}{4}$
 (c) $\frac{1}{2}(4n+1)\pi + j\cosh^{-1}3$
 (d) $\cosh^{-1}2 + j(2n+1)\pi$
- 32 $x = \frac{\tanh u \sec^2 v}{1 + \tanh^2 u \tan^2 v}$
 $y = \frac{\tan v \operatorname{sech}^2 u}{1 + \tanh^2 u \tan^2 v}$
 $\frac{2 \tanh 2}{1 + \tanh^2 2} + j \frac{\operatorname{sech}^2 2}{1 + \tanh^2 2}$
 $= 0.9994 + j0.0366$
- 33 0.1645 - j0.1214
- 34 (a) $-2 + j2, -4$ (b) $-j8, -8 - j8\sqrt{3}$
 (c) $117 + j44, -527 + j336$ (d) $-8, -8 + j8\sqrt{3}$
 (e) $8, -8 + j8\sqrt{3}$ (f) $8, -8 - j8\sqrt{3}$
- 35 (a) $\frac{1}{8}\cos 4\theta + \frac{1}{2}\cos 2\theta + \frac{3}{8}$
 (b) $\frac{3}{4}\sin \theta - \frac{1}{4}\sin 3\theta$
- 37 $2^{7/6}\angle(\frac{\pi}{12} + \frac{2}{3}k\pi), k = 0, 1, 2$
- 38 (a) $2^{1/4}\angle(-\frac{1}{24}\pi + \frac{1}{2}k\pi), k = 0, 1, 2, 3$
 (b) $2\angle(\frac{1}{6}\pi + \frac{2}{3}k\pi), k = 0, 1, 2$
 (c) $18^{-1/3}\angle(\frac{1}{6}\pi - \frac{4}{3}k\pi), k = 0, 1, 2$
 (d) $1\angle(\frac{1}{4}\pi + \frac{1}{2}k\pi), k = 0, 1, 2, 3$
 (e) $4\angle(\frac{1}{3}\pi + \frac{8}{3}k\pi), k = 0, 1, 2$
 (f) $34^{-1/4}\angle(\frac{1}{2}\tan^{-1}\frac{3}{5} - k\pi), k = 0, 1$
- 39 1.455 - j0.344, 0.344 + j1.455, -1.455 + j0.344, -0.344 - j1.455
- 40 2.529 + j2.743, 0.471 + j2.257
- 41 $1, -\frac{1}{2} \pm j\frac{1}{2}\sqrt{3}$
 $\cos\frac{2k\pi}{n} + j\sin\frac{2k\pi}{n}, k = 1, 2, \dots, n$
 (a) $j2\cot\frac{1}{5}k\pi, k = 1, \dots, 4$
 (b) $\frac{3}{2}(1 + j\cot\frac{1}{6}k\pi), k = 1, \dots, 5$
- 42 5, 13
- 43 (a) $x = 5$, a straight line
 (b) circle centre (1, 0), radius 3
 (c) circle centre $(-\frac{5}{4}, 0)$, radius $\frac{3}{4}$
 (d) half-line, $y = x - 2, x > 2$
- 44 circle is $|z + 2| = 2$
 line is $\operatorname{Re}((3 + j) + z) = -2$
- 45 (a) Straight line, $y = 1$
 (b) Circle, centre (0, 2), radius 1
 (c) Circle, centre $(0, \frac{5}{4})$, radius $\frac{3}{4}$
 (d) Circle, centre $(\sqrt{\frac{1}{3}}, 0)$, radius $2\sqrt{\frac{1}{3}}$
 (e) Rectangular hyperbola, $xy = 1$
 (f) Ellipse, foci at (1, 0), (0, -1), through (0, 0)
 (g) Hyperbola, foci at (1, 0), (0, -1)
 (h) Half-line, $y = x - 2, x > 2$
 (i) Half-line, $y = \sqrt{3}x - \frac{3}{2}\sqrt{3}, x < \frac{3}{2}$
 (j) Circle, centre (0, 2), radius 1
- 46 (a) $\operatorname{Re}[(3 + j)z] = 2$ (b) $|z + 2| = 2$
 (c) $|z + 1 - j2| = 3$ (d) $\operatorname{Re}(z^2) = 1$
- 47 (a) Circle, centre (1, 0), radius 2
 (b) Circle, centre $(\frac{1}{2}, 0)$, radius $\frac{3}{2}$
 (c) Circle, centre (2, 3), radius 4
 (d) Half-line, $y = 0, x > 0$
 (e) Circle, centre $(-\frac{13}{8}, 0)$, radius $\frac{15}{8}$
 (f) Semicircle, centre $(\frac{1}{2}, -\frac{1}{2})$, radius $\frac{1}{2}\sqrt{2}$, through (0, 0)
- 48 $x^2 + y^2 - 4x - 2y + 1 = 0, |z - 2 - j| = 2,$
 $\arg\left(\frac{z - j}{z - 4 - j}\right) = \pm\frac{\pi}{2}$
- 49 Part of $x^2 + (y - 1)^2 = 2$
- 50 $(x - 3)^2 + y^2 = 4$
- 51 (a) $u = x + y, v = y - x$
 (b) $u = (x - 1)^2 - y^2, v = 2(x - 1)y$
 (c) $u = x(x^2 + y^2 + 1), v = y(x^2 + y^2 - 1)$
- 52 $a = (j - 2)/5, b = 3(1 + 2j)/5$
- 56 $u^2 + v^2 = 1$
- 57 100 + j100.12
- 58 $\frac{8}{3} + j\frac{8}{3}$

3.7 Review exercises

- 1 (a) 12 + j9 (b) 2 + j (c) 11 + j2
 (d) 7 + j24 (e) 5 (f) (1 - j2)/5
 (g) (18 + j14)/5 (h) $\tan^{-1}(3/4) = 0.6435$
 (i) $5\sqrt{5} [\cos(0.9653 + 3k\pi) + j\sin(0.9653 + 3k\pi)],$
 $k = 0, 1$
- 2 $x = \pm\frac{3}{2}, y = \pm 2$
- 3 $\frac{1}{10}(7 + j9)$

- 4 (a) Circle centre $(-\frac{1}{3}, \frac{4}{3})$, radius $\frac{2}{3}\sqrt{2}$
 (b) $\operatorname{Re}\left(\frac{1}{z-2}\right) = -\frac{1}{2}$
- 6 Centre $(R_2, \frac{1}{2}\omega L)$, radius $\frac{1}{2}\omega L$
- 7 (a) $32\cos^6\theta - 48\cos^4\theta + 18\cos^2\theta - 1$
- 13 $419.8 - j238.8, 0.5928 \times 10^{-3} + j1.0518 \times 10^{-3}$
- 14 $1 + j3, \frac{1}{5}(3 + j11), \frac{1}{5}(7 + j11)$
- 15 Mod $\frac{25}{13}$, arg = $-154^\circ 17' = -2.6927$ rad
- 16 (a) $0.22 \pm j0.49$ (b) $1.44 + j1.57$ (c) $10.48 + j19.74$
 (d) $0.80 + j0.46$ (e) $1.09 + j0.83$
- 19 $\theta = \tan^{-1}\left[\frac{2R_0X - 2RX_0}{R^2 + X^2 - R_0^2 - X_0^2}\right]$
- 20 $4.46 - j2.06$
- 21 (a) $0.7974 + j0.3685$ (b) $r = 0.8784$
 $\theta = 24^\circ 49' = 0.4329$ rad, 1.098
- 23 (a) $-0.04 + j0.28$ (b) $\pm(0.35 + j0.40)$
 (c) $0.92 + j0.27$ (d) $-1.26 + j1.71$
 (e) $-0.04 + j0.28$
- 24 $1\angle 18^\circ 26', 1\angle 108^\circ 26', 1\angle 198^\circ 26', 1\angle 288^\circ 26'$
- 25 $2^{1/6}e^{j(1/9+k/3)\pi}, k = 0, \dots, 5$
- 27 $-(\omega u + \omega^2 v), -(\omega^2 u + \omega v); \frac{1}{4}r^2 \leq -\frac{1}{27}q^3$
- 28 $1 - j2, 2\sqrt{5}$
- 31 Circle $u^2 + v^2 - 12u + 16v = 0$
 Centre $(6, -8)$, radius 10
- 32 $v + 3u = 5$
- 33 Circle $u^2 + v^2 - \frac{5}{2}u + 1 = 0$; Centre $(\frac{5}{4}, 0)$, radius $\frac{3}{4}$;
 Maps to region outside circle
- 11 (a) $(3, 3, 1)$ (b) $(2, 4, \frac{5}{2})$ (c) $(0, 0, 1)$
 (d) $\sqrt{2}$ (e) 3 (f) $\sqrt{3}$
 (g) $(\sqrt{\frac{1}{2}}, \sqrt{\frac{1}{2}}, 0)$ (h) $(\frac{2}{3}, \frac{2}{3}, \frac{1}{3})$
- 12 $\vec{PQ} = (4, -5, 11), |\vec{PQ}| = 9\sqrt{2}$
 direction cosines $4/(9\sqrt{2}), -5/(9\sqrt{2}), 11/(9\sqrt{2})$
- 13 $\sqrt{134}$ N, $(7, 2, 9)/\sqrt{134}$
- 14 $\alpha = 4$ $\beta = 1$ $\gamma = 2$
- 15 $\sqrt{21}$ $\sqrt{17}$ $\sqrt{38}$
- 16 $(1, 1, -1.414)$
- 17 (a) $\vec{AB} = (6, 0, -1), \vec{AC} = (1, 2, -1)$ (b) 7
 (c) $(\frac{3}{7}, \frac{-6}{7}, \frac{1}{7})$ (d) $\sqrt{37}, \sqrt{6}$ (e) $\frac{1}{2}(7, 2, -2)$
- 18 $(1, 4), (4, 0)$
- 19 $\vec{PQ} = \vec{QR} = (1, 5, -3)$ and PQ:QR = 1:1
- 20 distance = $13/5, t = 1/5$
- 22 $1 - j2$ length = $\sqrt{20}$
- 23 $\frac{1}{2} - j\frac{1}{2}$
- 25 $\theta = \sin^{-1}\left(\frac{W_1^2 + W_2^2 - W_3^2}{2W_1W_2}\right)$
 $\phi = \sin^{-1}\left(\frac{W_2^2 + W_3^2 - W_1^2}{2W_2W_3}\right)$
- 26 $F = (-940, 124, -31)$ N
 $(7.93$ m, -1.04 m, 0 m), $T = 1342$ N
- 27 (a) 14 (b) 6 (c) $(2, 1, 6)/\sqrt{41}$
 (d) $(12, 0, -6)/\sqrt{5}$ (e) -24 (f) $(12, 4, 8)$
- 28 (a) $98.0^\circ = 1.711$ rad (b) $64.8^\circ = 1.130$ rad
 (c) $\frac{14}{5}$ (d) 3 or -4
- 29 $1, -1, 2$
- 30 $\sqrt{45}, \sqrt{55}, 27.8^\circ$
- 31 4 units
- 32 $\frac{5}{14}$
- 33 $\sqrt{5}/2$
- 38 $r^2 - (r \cdot \hat{a})^2 = R^2$
- 39 $\sqrt{3}, 70.5^\circ$ or 1.23 rad
- 40 $|X| \leq 2.98$ m
- 41 (a) $(3, -2, -1)$ (b) $(-1, 1, 0)$ (c) $(5, -4, -2)$
 (d) -1 (e) 1 (f) $(2, 2, 1)$
- 42 (a) $(-5, -3, 1), (-10, -6, 2)$
 (b) $(5, 3, -1), (10, 6, -2)$
 (c) \mathbf{a} and \mathbf{c} are parallel
- 43 $-8i - 6k, 2i - j$

CHAPTER 4

Exercises

- 2 183.3 km, 270 km
- 4 60° or -60° to the positive z axis
- 5 $\frac{1}{3}\mathbf{a} + \frac{2}{3}\mathbf{b}$
- 7 $\vec{OC} = 2\mathbf{a} + \mathbf{b}, \vec{OD} = 2\mathbf{a} + 2\mathbf{b}, \vec{OE} = \mathbf{a} + 2\mathbf{b}$
- 8 20.62 ms $^{-1}$, 14.05°
- 9 $8\sqrt{2}$ kilometres per hour from the NW
- 10 70.71 N

- 44 $\sqrt{75}$, $(-25, 5, 35)$
- 45 $(1, -13, -7)$, $(-6, 21, -12)$
- 48 (a) $(8, 1, 6)$, $(4, 1, 3)$ (b) $(-\frac{3}{5}, 0, \frac{4}{5})$ (c) $\frac{5}{2}$
- 51 $(48, 72, 0)/\sqrt{14}$
- 52 $(-8, -32, -4)/\sqrt{21}$
- 53 (a) $(0, 1, -1)$ $(-2, 1, -1)$ $(-2, 1, 0)$
 (b) $(0, 0, 0)$ $(0, 0, -2)$ $(-3, 3, -1)$
 (c) $(-3, 3, -3)$
- 54 $\pm(-3, 5, 11)/\sqrt{155}$ 0.9968
- 55 Distance = 1.92
- 56 $m\omega = eB$
- 57 15
- 59 8
- 61 (a) $(-5, 3, -7)/\sqrt{83}$ (b) $(0, 1, -4)/\sqrt{17}$
- 62 $\frac{7}{3}(1, 1, 1)$ $\frac{1}{3}(2, -13, 11)$
- 63
$$\begin{vmatrix} u_1 & u_2 & u_3 \\ v_1 & v_2 & v_3 \\ w_1 & w_2 & w_3 \end{vmatrix}$$
- 64 $\alpha = -1/F^2$
- 65 (a) $(c \cdot a)(b \cdot d) - (c \cdot b)(d \cdot a)$ (c) $-(a \cdot b)(a \times c)$
- 66 (a) $(3, 3, 3)$ (b) $(1 + s, 2 + s, 3 + s)$
 (c) $x - 1 = y - 2 = z - 3$
- 67 yes, no, no, yes $r = (2 + s, 1 - s, 1 - s)$
- 69 $(3, 4, 0)$, $43.5^\circ = 0.759$ rad
- 71 $r = (2 - t, 2t, -1 + 4t)$
 $2 - x = \frac{1}{2}y = \frac{1}{4}(1 + z)$, no intersection
- 72 $\sqrt{35}$
- 73 $r \cdot (0, -1, 1) = 1$ $-y + z = 1$
- 74 $r \cdot (1, -1, 1) = 2$
- 75 $r \cdot [b \times (c - a)] = a \cdot (b \times c)$
- 76 $r = (0, -5, 10) + \lambda(1, 2, -3)$
- 77 $r = (1, 2, 4) + t(1, 1, 2)$ $(-\frac{5}{2}, -\frac{3}{2}, -3)$
- 78 $79.0^\circ = 1.38$ rad
- 79 (a) $r \cdot (2, 3, 6) = -28$ (b) 5
- 80 $r = (1 + 2t, -1 + 4t, 3 - 4t)$, $41.8^\circ = 0.729$ rad
- 81 $r \cdot (1, -5, 3) = 28$
- 82 $r = (-1 + 14t, t, 1 - 8t)$
 $\frac{2}{3}\sqrt{29}$, $r \cdot (-18, 36, -27) = -9$

4.6 Review exercises

- 1 (a) $\sqrt{93}$ (b) $(17, -3, -10)/\sqrt{398}$
 (c) $85.8^\circ = 1.50$ rad, $47.0^\circ = 0.820$ rad
 (d) $(2, 13, -13)/6$
- 2 (a) $(3, 4, 5)$ (b) $\sqrt{35}$ (c) $34/3$
- 3 (a) $(1, 2, 0)$, $(2, 1, 1)$ (b) $\sqrt{5}$
 (c) 1 (d) $112.2^\circ = 1.96$ rad
- 4 (a) -4 (b) 1 or -4
- 5 $(\frac{2}{3}, \frac{1}{3}, \frac{2}{3})$, $(-\frac{3}{5}, 0, \frac{4}{5})$; $(1, 5, 22)$
- 8 $(1, 1, 1)$, $(-5, -11, 1)$
- 9 $E = e(0.550, 0.282, 0.282)$
- 10 (a) $2x + 3y + 6z + 28 = 0$ (b) 5
- 11 (a) $2x + 3y - z = 10$; $10/\sqrt{14}$ (b) $\sqrt{3}/2$
- 12 P(2, 4, 4), Q(1, 2, 3)
 $(-2, -4, 0)$
- 13 (a) 0 (b) $15(1, 1, -2)$
- 15 $(-90, -36, 12)$, 85.3° or 1.49 rad
- 16 $(11, -12, 5)$; 76.8° ; $(-11, 12, -5)/\sqrt{290}$
 (a) $-11x + 12y - 5z = 8$
 (b) $-11x + 12y - 5z = -4$ (c) $12/\sqrt{290}$
- 17 $r = (-3, 0, 1) + \lambda(8, -8, -8) + \mu(5, 1, -3)$
 $r \cdot (-1, 2, -1) = -6$
- 18 $x + 2y - 2z = -1$
- 19 (a) $(0, 0, 1)$, $(1, -1, 0)$, $(0, 1, -1)$
 (b) 1 (c) $3, -3, 2$ (d) $3, 2, 1$
- 20 $r = (2 - t, 3 - 3t, 2t)$
 (a) $\sqrt{(61/14)}$ (b) $(0, -3, 4)$ (c) $(19, 15, 18)/14$
- 21 $\alpha = r \cdot a'$ $\beta = r \cdot b'$ $\gamma = r \cdot c'$
- 22 Taking i along OA and j along OB then
 $F = \omega^2(1.4, 1.65)$ and $OC = (-1.4, -1.65)$ m.

CHAPTER 5

Exercises

- 1 (a) not possible (b) $\begin{bmatrix} 1 \\ 3 \\ 1 \end{bmatrix}$ (c) not possible

(d) not possible (e) $\begin{bmatrix} 8 & 9 & 10 \\ 7 & 10 & 9 \end{bmatrix}$

2 (a) $\begin{bmatrix} 0 & 1 & 1 \\ 3 & 2 & -1 \\ 0 & 0 & 3 \end{bmatrix}$ (b) $\begin{bmatrix} -2 & \frac{4}{3} & -\frac{2}{3} \\ 0 & -\frac{4}{3} & -\frac{4}{3} \\ 0 & -2 & 0 \end{bmatrix}$

(c) $\begin{bmatrix} 1 & -\frac{1}{2} & \frac{1}{2} \\ \frac{1}{2} & 1 & \frac{1}{2} \\ 0 & 1 & \frac{1}{2} \end{bmatrix}$

3 $\begin{bmatrix} 4 & 7 & -1 \\ 18 & 10 & 14 \end{bmatrix}$

4 (b) $\begin{bmatrix} 3 & -2 & 1 \\ 0 & 3 & -1 \\ 1 & 6 & 3 \end{bmatrix}$

5 1, 1, 2, 2

6 $\alpha = 1$ $\beta = -1$ $\gamma = 2$

8 $\alpha = \frac{1}{2}(p + q - r)$, $\beta = \frac{1}{2}(p - q + r)$,
 $\gamma = \frac{1}{2}(-p + q + r)$

9 (a) $\lambda = 1$ $\mu = -1$ $\nu = 3$

10 Average = $\begin{bmatrix} 30.5 \\ 27.5 \\ 19.5 \\ 11.5 \\ 11.0 \end{bmatrix}$ Weighted average = $\begin{bmatrix} 32.57 \\ 26.43 \\ 19.14 \\ 11.43 \\ 10.43 \end{bmatrix}$

11 $\begin{bmatrix} 31000 \\ 9000 \\ 16900 \\ 340 \\ 18 \end{bmatrix}$ $\begin{bmatrix} 14750 \\ 14600 \\ 270 \\ 122 \\ 9 \end{bmatrix}$ Bricks – type C and sand

12 $\begin{bmatrix} 2 & 2 & -1 \\ 2 & 2 & -1 \end{bmatrix} \begin{bmatrix} 0 & 2 \\ 0 & 2 \end{bmatrix}$

$\begin{bmatrix} 1 & 3 \\ 1 & 3 \\ 1 & 1 \end{bmatrix} \begin{bmatrix} 2 & 2 & 2 \\ 2 & 2 & 2 \\ -2 & -2 & -2 \end{bmatrix}$

$\begin{bmatrix} 2 & 2 \\ 2 & 2 \\ -1 & -1 \end{bmatrix}$

13 (a) No, yes, yes, yes, no, no

(b) $\begin{bmatrix} 9 & 7 \\ 7 & 12 \end{bmatrix} \begin{bmatrix} 13 & 18 \\ 8 & 5 \end{bmatrix} \begin{bmatrix} 9 & 5 \\ 18 & 2 \end{bmatrix}$

(c) $\begin{bmatrix} 37 & 33 \\ 26 & 36 \\ 29 & 28 \end{bmatrix}$

14 (a) $\begin{bmatrix} 2 & -2 \\ 2 & 1 \end{bmatrix}$ (b) $\begin{bmatrix} 1 & 2 & 0 \\ 1 & 1 & -1 \\ 10 & 4 & 5 \end{bmatrix}$

15 $AB = BA = \begin{bmatrix} 2 & 0 \\ 0 & 2 \end{bmatrix}$, $X = \begin{bmatrix} 2 \\ -\frac{5}{2} \end{bmatrix}$

18 $x^2 + y^2 + z^2$
 $x^2 + 4y^2 + 7z^2 + 5xy + 8xz + 11yz$

$\left. \begin{aligned} x + 2y + 3z &= 2 \\ 3x + 4y + 5z &= 3 \\ 5x + 6y + 7z &= 4 \end{aligned} \right\}$

19 $AB = \begin{bmatrix} 0 & 2 \\ 1 & 4 \end{bmatrix}$, $BA = \begin{bmatrix} 2 & 1 & 2 \\ 1 & 0 & 1 \\ 2 & 1 & 2 \end{bmatrix}$, $BC = \begin{bmatrix} -1 & 2 \\ 2 & 1 \\ -1 & 2 \end{bmatrix}$
 CB not defined, $CA = \begin{bmatrix} 4 & 1 & 4 \\ 3 & 2 & 3 \end{bmatrix}$, AC not defined

20 (a) $\begin{bmatrix} 3 & 4 \\ 2 & 3 \end{bmatrix}$, $\begin{bmatrix} 4 & 4 \\ 2 & 2 \end{bmatrix}$ (b) $\begin{bmatrix} -1 & 2 \\ 0 & 1 \end{bmatrix}$, $\begin{bmatrix} 0 & 2 \\ 0 & 0 \end{bmatrix}$
both $\begin{bmatrix} 9 & 0 \\ 0 & 9 \end{bmatrix}$ both $\begin{bmatrix} -3 & 12 \\ 30 & 3 \end{bmatrix}$

First set does not commute, second set commutes

23 $\begin{bmatrix} b + d & b \\ 0 & d \end{bmatrix}$

24 (a) $A = \begin{bmatrix} 1 & 1 & 1 \\ 1 & 1 & 1 \end{bmatrix}$ $B = \begin{bmatrix} 1 \\ 1 \\ 1 \end{bmatrix}$

(b) $A = [1 \ 1 \ 1]$ $B = \begin{bmatrix} 1 \\ 1 \\ 1 \end{bmatrix}$

(c) $A = \begin{bmatrix} 1 & 0 \\ 0 & 0 \end{bmatrix}$ $B = \begin{bmatrix} 0 & 0 \\ 1 & 1 \end{bmatrix}$

$$25 \mathbf{A} = \begin{bmatrix} 1 & \frac{5}{2} & \frac{3}{2} \\ \frac{5}{2} & -1 & 2 \\ \frac{3}{2} & 2 & 1 \end{bmatrix} + \begin{bmatrix} 0 & \frac{1}{2} & \frac{1}{2} \\ -\frac{1}{2} & 0 & -2 \\ -\frac{1}{2} & 2 & 0 \end{bmatrix}$$

$$26 \begin{bmatrix} 41 & 15 & 7 \\ -9 & 63 & -40 \\ -13 & 38 & 41 \end{bmatrix}$$

$$27 \text{£}2273.88$$

$$28 \begin{bmatrix} 1 & 3 & 2 \\ 0 & 5 & 2 \\ 2 & -2 & 1 \end{bmatrix} \begin{bmatrix} 3 & 6 & 5 \\ 6 & 7 & 8 \\ -4 & 1 & -3 \end{bmatrix}$$

$$30 \begin{bmatrix} 799.8 \\ 800 \\ 800.2 \end{bmatrix} \begin{bmatrix} 800 \\ 800 \\ 800 \end{bmatrix}$$

$$31 h = \frac{1}{3}, k = \frac{2}{3}, l = \frac{1}{3}, m = \frac{1}{6}$$

$$32 \mathbf{A} = \begin{bmatrix} \sqrt{\frac{1}{2}} & -\sqrt{\frac{1}{2}} \\ \sqrt{\frac{1}{2}} & \sqrt{\frac{1}{2}} \end{bmatrix}$$

$$\begin{bmatrix} a \\ b \end{bmatrix} = \begin{bmatrix} 16 \\ -10 \end{bmatrix} + \mathbf{A} \begin{bmatrix} 16 \\ -10 \end{bmatrix} \text{ and } \mathbf{B} = \mathbf{A}$$

$$33 n = 3$$

$$34 \text{Minors} = \begin{bmatrix} -1 & 0 & 1 \\ -1 & -2 & -1 \\ 2 & -2 & -2 \end{bmatrix}$$

$$\text{Cofactors} = \begin{bmatrix} -1 & 0 & 1 \\ 1 & -2 & 1 \\ 2 & 2 & -2 \end{bmatrix}$$

$$|\mathbf{A}| = 2$$

$$35 \text{ (a) } -19 \quad \text{(b) } 130 \quad \text{(c) } -65 \\ \text{(d) } 1 \quad \text{(e) } -3$$

$$36 -4, 16, 16, -32$$

$$37 3$$

$$38 \begin{bmatrix} d & -b \\ -c & a \end{bmatrix}$$

$$39 \begin{bmatrix} 2 & -1 & 0 \\ -4 & 3 & -1 \\ 1 & -1 & 1 \end{bmatrix}$$

$$40 2, \begin{bmatrix} 1 & 0 \\ -3 & 2 \end{bmatrix}, \frac{1}{2} \begin{bmatrix} 1 & 0 \\ -3 & 2 \end{bmatrix}, \begin{bmatrix} 1 & 0 \\ 0 & 1 \end{bmatrix}$$

$$44 \text{ (a) } -1.6569, 9.6569 \\ \text{(b) } 4.6667 \pm j0.62361 \\ \text{(c) } 2, 3 \pm j$$

$$45 \text{ (a) } -0.1884 \quad \text{(b) } 100$$

$$47 x^2(2x + 1)^2(x - 1)^2$$

$$51 \text{ Non-singular, singular, non-singular, singular}$$

$$\begin{bmatrix} -\frac{1}{3} & \frac{2}{3} \\ \frac{2}{3} & -\frac{1}{3} \end{bmatrix} \begin{bmatrix} 1 & 0 & 0 & -1 \\ 0 & 1 & 0 & -1 \\ 0 & 0 & 1 & -1 \\ 0 & 0 & 0 & 1 \end{bmatrix}$$

$$52 \begin{bmatrix} 1 & -1 & -1 \\ 0 & 1 & 0 \\ 0 & 0 & 1 \end{bmatrix}, \begin{bmatrix} 1 & 0 & 0 & 0 \\ 0 & \frac{1}{2} & 0 & 0 \\ 0 & 0 & \frac{1}{3} & 0 \\ 0 & 0 & 0 & \frac{1}{4} \end{bmatrix},$$

$$\begin{bmatrix} 2 & -j \\ j & 1 \end{bmatrix}, \frac{1}{3} \begin{bmatrix} 5 & -7 & -1 \\ -4 & 5 & 2 \\ 2 & -1 & -1 \end{bmatrix}$$

$$53 \frac{1}{169} \begin{bmatrix} -100 & 98 & -92 \\ -47 & -79 & -50 \\ 6 & -87 & -8 \end{bmatrix}$$

$$55 \begin{bmatrix} 1 & 0 & 0 \\ -1 & 1 & 0 \\ 2 & -2 & 1 \end{bmatrix}, \frac{1}{4} \begin{bmatrix} 4 & -8 & 6 \\ 0 & 2 & -1 \\ 0 & 0 & 2 \end{bmatrix}, \frac{1}{4} \begin{bmatrix} 24 & -20 & 3 \\ -4 & 4 & -1 \\ 4 & -4 & 2 \end{bmatrix}$$

$$56 \begin{bmatrix} 1 & 1 & 0 \\ 0 & 1 & 2 \\ 0 & 1 & 3 \end{bmatrix}, \begin{bmatrix} 1 & 1 & 0 \\ 0 & 1 & 2 \\ 0 & 0 & 1 \end{bmatrix}, \begin{bmatrix} 1 & 1 & 0 \\ 0 & 1 & 0 \\ 0 & 0 & 1 \end{bmatrix},$$

$$\begin{bmatrix} 1 & 0 & 0 \\ 0 & 1 & 0 \\ 0 & 0 & 1 \end{bmatrix}, \begin{bmatrix} -1 & -3 & 2 \\ 2 & 3 & -2 \\ -1 & -1 & 1 \end{bmatrix}$$

$$57 \frac{1}{5} \begin{bmatrix} -3 & 2 & 2 \\ 2 & -3 & 2 \\ 2 & 2 & -3 \end{bmatrix}, \begin{bmatrix} 0.68 & -0.32 & -0.32 \\ -0.32 & 0.68 & -0.32 \\ -0.32 & -0.32 & 0.68 \end{bmatrix}$$

$$58 \frac{1}{68} \begin{bmatrix} -4 & 4 & 8 \\ 6 & 11 & -12 \\ 36 & -2 & -4 \end{bmatrix} \frac{1}{49} \begin{bmatrix} -5 & 22 & 8 \\ 11 & -19 & 2 \\ 13 & -18 & -11 \end{bmatrix}$$

$$59 \mathbf{A} = \mathbf{A}^{-1}, \mathbf{B}^{-1} = \begin{bmatrix} 1 & 0 & 0 & 0 \\ 0 & 0 & 0 & 1 \\ 0 & 1 & 0 & 0 \\ 0 & 0 & 1 & 0 \end{bmatrix}$$

$$(\mathbf{AB})^{-1} = \begin{bmatrix} 1 & 0 & 0 & 0 \\ 0 & 0 & 0 & 1 \\ 0 & 0 & 1 & 0 \\ 0 & 1 & 0 & 0 \end{bmatrix}$$

$$60 \text{ (a) } \begin{bmatrix} 1 \\ 2 \end{bmatrix} \text{ (b) } \begin{bmatrix} 1 \\ -4 \\ 0 \end{bmatrix} \text{ (c) } \begin{bmatrix} -1 \\ 2 \end{bmatrix} \text{ (d) } \begin{bmatrix} 4 \\ 3 \\ 2 \\ 1 \end{bmatrix}$$

$$61 \begin{bmatrix} \cos(-\frac{\pi}{8}) \\ -\sin(-\frac{\pi}{8}) \end{bmatrix}$$

$$62 \begin{bmatrix} -j \\ 1 \\ j \end{bmatrix}$$

$$63 \frac{1}{12} \begin{bmatrix} -7 & -6 & 5 \\ 2 & 0 & 2 \\ 1 & -6 & 1 \end{bmatrix}$$

$$x = 2, y = 1, z = 2$$

$$64 \alpha = 1 \quad x = \lambda \quad y = 5\lambda \quad z = 7\lambda \\ \alpha = -6 \quad x = \mu \quad y = -2\mu \quad z = 0$$

$$65 -6, -3, -2$$

$$66 \text{ (a) } a = 0 \quad \text{(b) } \frac{1}{9} \begin{bmatrix} 1 \\ 7 \\ 6 \end{bmatrix} \quad \text{(c) } \begin{bmatrix} \lambda \\ \lambda \\ \lambda \end{bmatrix} \quad \text{(d) } \begin{bmatrix} -2 \\ 1 \\ 3 \end{bmatrix}$$

$$67 \begin{bmatrix} 0.1896 & -0.0604 & -0.0167 & 0.0167 & -0.0021 & -0.0021 \\ -0.0604 & 0.2088 & -0.0551 & -0.0218 & 0.0171 & -0.0021 \\ -0.0167 & -0.0551 & 0.2103 & -0.0564 & -0.0218 & 0.0167 \\ 0.0167 & -0.0218 & -0.0564 & 0.2103 & -0.0551 & -0.0167 \\ -0.0021 & 0.0171 & -0.0218 & -0.0551 & 0.2088 & -0.0604 \\ -0.0021 & -0.0021 & 0.0167 & -0.0167 & -0.0604 & 0.1896 \end{bmatrix}$$

$$\begin{bmatrix} 0.1875 \\ -0.0625 \\ 0 \\ 0 \\ -0.0625 \\ 0.1875 \end{bmatrix}$$

$$68 a = u_1 \quad b = (-u_1 + u_2)/p \quad c = (-u_1 + u_3)/q \\ d = (u_1 - u_2 - u_3 + u_4)/pq$$

$$69 x = 0.5889u \quad y = 0.4222u \quad z = 0.2222u$$

$$70 a = -0.4011 \quad b = 1 \quad c = -0.5825 \\ f(1) = 1.4345$$

$$71 y_1 = 1.8936 \quad y_2 = 4.6809 \quad y_3 = 8.1489 \quad y_4 = 10.7660$$

$$72 \text{ (a) } \begin{bmatrix} -3 \\ 0 \\ 2 \end{bmatrix} \quad \text{(b) } \begin{bmatrix} -3 \\ 2 \\ 4 \end{bmatrix} \quad \text{(c) } \begin{bmatrix} -\frac{3}{25} \\ \frac{1}{150} \\ \frac{2}{75} \end{bmatrix}$$

$$73 x = 1 \quad y = 2 \quad z = 2 \quad t = 3$$

$$74 x = -0.0833 \quad y = 0.7083 \quad z = 1.9167 \quad t = 2.9583$$

$$75 \text{ (a) } \begin{bmatrix} 1.1602 \\ -0.0515 \\ 0.0065 \end{bmatrix} \quad \text{(b) } \begin{bmatrix} 2.6844 \\ 0.0234 \\ 2.3569 \end{bmatrix} \quad \text{(c) } \begin{bmatrix} -1.3424 \\ 1.2860 \\ 2.4458 \\ 0.5511 \end{bmatrix}$$

$$76 \begin{bmatrix} -74.17 \\ -25.54 \\ 140.11 \end{bmatrix}, \det = 0.002725 \quad \begin{bmatrix} -142.53 \\ -50.52 \\ 262.77 \end{bmatrix}, \det = 0.001453$$

$$78 4.5, 8, 10.5, 12, 12.5$$

$$79 \text{ Solution: } 1, 2, 2, 3 \\ \text{After 5 iterations: } 0.989, 1.99, 1.98, 3.00$$

$$80 \text{ Solution: } -0.083, 0.708, 1.917, 2.958 \\ \text{After 3 iterations: } -0.189, 0.634, 1.868, 2.920$$

$$81 \text{ (a) } 0.8 \quad \text{(b) } 1.1 \quad \text{(c) no convergence}$$

$$82 \begin{bmatrix} 10 \\ 20 \\ -30 \end{bmatrix}$$

There is no convergence in 50 iterations, even from a

$$\text{starting value of } \begin{bmatrix} 10.1 \\ 19.9 \\ -29.9 \end{bmatrix}$$

$$83 I_1 = 0.5172, I_2 = 0.4914, I_3 = 0.8017$$

$$84 0.1685, 0.3258, 0.5282, 0.7188, 0.9563, 1.0063, \\ 0.8063, 0.6064, 0.4059, 0.2079$$

$$85 \text{ (a) } 2, 2, [2/3, -1/3] \quad \text{(b) } 1, 2, \text{inconsistent} \\ \text{(c) } 2, 2, [1, -t, t] \quad \text{(d) } 2, 2, [2 - t, 1, t] \\ \text{(e) } 2, 3, \text{inconsistent} \quad \text{(f) } 4, 4, [0, 1/3, 0, 1]$$

86 $\alpha = 2$ gives 1, 2 and inconsistent equations; $\alpha = -1$ gives 1, 1 solution $[1 - 2t, t]$; otherwise solution is

$$\left[\frac{-\alpha}{\alpha - 2}, \frac{(\alpha - 1)\alpha}{\alpha - 2} \right]$$

87 (a) 2 (b) 3

88 (a) Rank = 2, $(-2 + t, 5 - 2t, t)$

(b) Rank = 2, no solution

89 Rank = 3, rank = 3; $(\mu, -1, 1, -\mu)$

90 (a) $x = -1, y = \frac{1}{3}(2 - 4\mu), z = \mu$

(b) No solution

(c) $x = \frac{1}{11}(-9 - 45\lambda + 13\mu), y = \frac{1}{11}(5 - 8\lambda + 5\mu)$

$z = \lambda, t = \mu$

(d) Unique solution $x = -1, y = -1, z = 1$

92 Rank = 4 implies points not coplanar; rank = 3 implies the points lie on a plane; rank = 2 implies the points lie on a line; rank = 1 implies the four points are identical

94 (a) $\lambda^2 - 4\lambda + 3$, eigenvalues 3, 1

(b) $\lambda^2 - 3\lambda + 1$, eigenvalues 2.618, 0.382

(c) $\lambda^3 - 6\lambda^2 + 11\lambda - 6$, eigenvalues 3, 2, 1

(d) $\lambda^3 - 6\lambda^2 + 9\lambda - 4$, eigenvalues 4, 1, 1

(e) $\lambda^3 - 12\lambda^2 + 40\lambda - 35$, eigenvalues 7, 3.618, 1.382

(f) $\lambda^2 - (2 + a)\lambda + 1 + 2a$, eigenvalues

$1 + \frac{1}{2}a \pm \frac{1}{2}\sqrt{a^2 - 4a}$

95 (a) 2, 0; $\begin{bmatrix} 1 \\ 1 \end{bmatrix}, \begin{bmatrix} 1 \\ -1 \end{bmatrix}$ (b) 4, -1; $\begin{bmatrix} 2 \\ 3 \end{bmatrix}, \begin{bmatrix} -1 \\ 1 \end{bmatrix}$

(c) 9, 3, -3; $\begin{bmatrix} -1 \\ 2 \\ 2 \end{bmatrix}, \begin{bmatrix} 2 \\ 2 \\ -1 \end{bmatrix}, \begin{bmatrix} 2 \\ -1 \\ 2 \end{bmatrix}$

(d) 3, 2, 1; $\begin{bmatrix} 2 \\ 2 \\ 1 \end{bmatrix}, \begin{bmatrix} 1 \\ 1 \\ 0 \end{bmatrix}, \begin{bmatrix} 0 \\ 2 \\ -1 \end{bmatrix}$

(e) 14, 7, -7; $\begin{bmatrix} 2 \\ 6 \\ 3 \end{bmatrix}, \begin{bmatrix} 6 \\ -3 \\ 2 \end{bmatrix}, \begin{bmatrix} 3 \\ 2 \\ -6 \end{bmatrix}$

(f) 2, 1, -1; $\begin{bmatrix} 1 \\ -1 \\ -1 \end{bmatrix}, \begin{bmatrix} 1 \\ 0 \\ -1 \end{bmatrix}, \begin{bmatrix} 1 \\ 2 \\ -7 \end{bmatrix}$

(g) 5, 3, 1; $\begin{bmatrix} -2 \\ -3 \\ 1 \end{bmatrix}, \begin{bmatrix} 1 \\ -1 \\ 0 \end{bmatrix}, \begin{bmatrix} 0 \\ -1 \\ 1 \end{bmatrix}$

(h) 4, 3, 1; $\begin{bmatrix} 2 \\ -1 \\ -1 \end{bmatrix}, \begin{bmatrix} 2 \\ -1 \\ 0 \end{bmatrix}, \begin{bmatrix} 4 \\ 1 \\ -2 \end{bmatrix}$

96 Eigenvalues 3, 3 eigenvectors $[1, 0], [0, 1]$

Eigenvalues 3, 3 eigenvector $[0, 1]$

Eigenvalues 5/2, 5/2 eigenvector $[1, -2]$

Eigenvalues 0, 0 eigenvector $[1, -2]$

97 $\begin{bmatrix} 1 \\ 2 \\ -1 \end{bmatrix}, \begin{bmatrix} -2 \\ 1 \\ 0 \end{bmatrix}, \begin{bmatrix} 3 \\ 0 \\ 1 \end{bmatrix}$

98 (a) 5, 1, 1; $\begin{bmatrix} 1 \\ 1 \\ 1 \end{bmatrix}, \begin{bmatrix} -2 \\ 1 \\ 0 \end{bmatrix}, \begin{bmatrix} -1 \\ 0 \\ 1 \end{bmatrix}$

(b) 2, 2, -1; $\begin{bmatrix} -1 \\ 1 \\ 0 \end{bmatrix}, \begin{bmatrix} 8 \\ 1 \\ 3 \end{bmatrix}$

(c) 2, 2, 1; $\begin{bmatrix} 3 \\ 1 \\ -2 \end{bmatrix}, \begin{bmatrix} 4 \\ 1 \\ -3 \end{bmatrix}$

(d) 2, 1, 1; $\begin{bmatrix} 2 \\ 1 \\ 2 \end{bmatrix}, \begin{bmatrix} 0 \\ -2 \\ 1 \end{bmatrix}, \begin{bmatrix} 1 \\ 3 \\ 0 \end{bmatrix}$

99 One eigenvector $\begin{bmatrix} -3 \\ 1 \\ 1 \end{bmatrix}$

100 2, 1, 1; $\begin{bmatrix} -1 \\ 1 \\ 1 \end{bmatrix}, \begin{bmatrix} -1 \\ 1 \\ 0 \end{bmatrix}, \begin{bmatrix} 1 \\ 0 \\ 1 \end{bmatrix}$

101 3, $[1, 0, 0, 1]$; 2, $[0, 1, 0, 0]$ and $[0, 0, 1, 0]$; -1, $[-1, 0, 0, 1]$

104 3, 2, -6; $\begin{bmatrix} -1 \\ 1 \\ 1 \end{bmatrix}, \begin{bmatrix} 0 \\ 1 \\ -1 \end{bmatrix}, \begin{bmatrix} 2 \\ 1 \\ 1 \end{bmatrix}$

105 $\begin{bmatrix} 1 \\ -1 \\ 0 \end{bmatrix}$

5.10 Review exercises

$$1 \text{ (a)} \begin{bmatrix} 12 & 18 & -40 \\ 0 & 0 & 8 \\ 0 & 0 & 4 \end{bmatrix} \begin{bmatrix} 12 & 0 & 0 \\ 18 & 0 & 0 \\ -40 & 8 & 4 \end{bmatrix}$$

$$(b) \begin{bmatrix} 8 & 9 & -7 \\ 0 & 2 & 0 \\ 0 & 0 & 5 \end{bmatrix} \begin{bmatrix} 12 & 12 & -6 \\ 0 & 4 & 0 \\ 0 & 0 & 16 \end{bmatrix}$$

$$\begin{bmatrix} 4 & 14 & -3 \\ 0 & 0 & 5 \\ 0 & 0 & 4 \end{bmatrix}$$

$$2 \lambda = -1, \mu = 2 \\ \lambda = 2, \mu = -1$$

$$3 \text{ Normal strain} = \begin{bmatrix} 3 \\ -3 \\ 3\sqrt{2} \end{bmatrix}$$

$$\text{Shear strain} = 0$$

$$4 (\alpha - \beta)(\beta - \gamma)(\gamma - \alpha)(\alpha + \beta + \gamma)$$

$$5 \theta = 1: (1 + 2\alpha, -3\alpha, \alpha) \\ \theta = 2: (2\alpha, 1 - 3\alpha, \alpha)$$

$$6 \mathbf{A}^2 = \begin{bmatrix} 1 & 3 & 2 \\ 0 & 5 & 2 \\ 2 & -2 & 1 \end{bmatrix} \quad \mathbf{A}^3 = \begin{bmatrix} 3 & 6 & 5 \\ 6 & 7 & 8 \\ -4 & 1 & -3 \end{bmatrix}$$

$$\mathbf{A}^{-1} = \begin{bmatrix} 3 & -2 & -1 \\ 2 & -1 & 0 \\ -4 & 3 & 1 \end{bmatrix} \quad \mathbf{X} = \begin{bmatrix} -11 \\ -1 \\ 15 \end{bmatrix}$$

$$7 \text{ (a)} \mathbf{P}^T = \frac{1}{3} \begin{bmatrix} 2 & -2 & -1 \\ 1 & 2 & -2 \\ 2 & 1 & 2 \end{bmatrix}, \text{ the solution } x = \mathbf{P}^{-1}b$$

exists

$$(b) \mathbf{E} = \begin{bmatrix} I_x - \frac{Q_x^2}{A} & I_{xy} - \frac{Q_x Q_y}{A} & 0 \\ I_{xy} - \frac{Q_x Q_y}{A} & I_y - \frac{Q_y^2}{A} & 0 \\ 0 & 0 & A \end{bmatrix}$$

$$8 \text{ (a)} \mathbf{B} = \begin{bmatrix} 8 & -10 & 3 \\ 3 & -4 & 1 \\ -1 & 0 & 0 \end{bmatrix}$$

$$(b) k = 8.2316, k = -1.9316$$

$$9 \text{ (a)} \begin{bmatrix} -2 & -3 & -1 \\ -8 & -1 & 29 \\ -6 & 2 & 8 \end{bmatrix}, -22, \frac{1}{22} \begin{bmatrix} 2 & 3 & 1 \\ 8 & 1 & -29 \\ 6 & -2 & -8 \end{bmatrix},$$

$$z = 2, y = 1, x = 2$$

$$(b) \mathbf{Y} = \begin{bmatrix} 8 & 1 & 9 \\ 18 & 3 & -35 \\ 8 & -4 & -6 \end{bmatrix}$$

$$(c) \mathbf{Z} = \begin{bmatrix} 6 & 11 & 3 \\ 15 & 2 & -59 \\ 16 & -7 & -16 \end{bmatrix}$$

$$10 \text{ (a)} 3, 0, 2, 1; \det = 12 \\ (b) 1, 2, 3, 4$$

$$11 1, 2, 3$$

$$12 \text{ If } c \neq 0 \text{ then rank} = 2 \\ \text{if } c = 0 \text{ then rank} = 1$$

$$13 \mathbf{a} = \begin{bmatrix} 0.0051 \\ 0.9712 \\ -0.3931 \\ -0.0760 \\ 0.0283 \end{bmatrix} \quad f(2) = 0.2200 \quad f(3.5) = -0.4228$$

$$14 a = 0.4424, b = -1.5037, c = 1.5023, d = -0.0611 \\ \text{max at } x = 0.74, f = 0.4065$$

$$15 \text{ rank } \mathbf{B} = 2, \mathbf{A}\mathbf{A}^T = \mathbf{I}, \mathbf{A}^{-1} = \mathbf{A}^T \\ x_1 = 2.444, x_2 = -2.556, x_3 = -1.222$$

$$16 \text{ (b)} x_1 = 44, x_2 = -48, x_3 = -39, x_4 = 33$$

$$17 \text{ (a)} \begin{bmatrix} 0 \\ -1 \\ 2 \end{bmatrix} \quad (b) \begin{bmatrix} -8 \\ -5 \\ \frac{1}{2} \end{bmatrix}$$

$$18 \text{ (a)} 4, 3, 2; \begin{bmatrix} 0.5774 \\ 0.5774 \\ -0.5774 \end{bmatrix}, \begin{bmatrix} 0.1961 \\ 0.5883 \\ -0.7845 \end{bmatrix}, \begin{bmatrix} 0 \\ 0.7071 \\ -0.7071 \end{bmatrix}$$

$$(b) 5, 3, -1; \begin{bmatrix} 0.2033 \\ 0.6505 \\ 0.7318 \end{bmatrix}, \begin{bmatrix} 0.1374 \\ 0.8242 \\ 0.5494 \end{bmatrix}, \begin{bmatrix} -0.4472 \\ -0.8944 \\ 0 \end{bmatrix}$$

$$(c) 9, 6, 3; \frac{1}{3} \begin{bmatrix} -1 \\ 2 \\ 2 \end{bmatrix}, \frac{1}{3} \begin{bmatrix} 2 \\ -1 \\ 2 \end{bmatrix}, \frac{1}{3} \begin{bmatrix} 2 \\ 2 \\ -1 \end{bmatrix}$$

$$19 \lambda = 9 \quad \alpha = 1 \quad \beta = 6$$

$$20 \begin{bmatrix} 1 \\ 0 \\ 1 \end{bmatrix}, \begin{bmatrix} 0 \\ 1 \\ 0 \end{bmatrix}, \begin{bmatrix} -1 \\ 0 \\ 1 \end{bmatrix}$$

21 After 100 iterations rounded down to the nearest integer

$$\begin{array}{ccc} 70 & 98 & 136 \\ 56 & 78 & 109 \end{array} \quad \text{and the largest eigenvalues are} \\ \begin{array}{ccc} 42 & 59 & 81 \\ 21 & 29 & 40 \end{array} \quad 0.9963, 0.9996, 1.0029$$

$$22 \text{ (a) } 3, 1; \begin{bmatrix} 0.7071 \\ 0.7071 \end{bmatrix}, \begin{bmatrix} 0.7071 \\ -0.7071 \end{bmatrix}$$

$$\text{(b) } 0.8794, -1.3473, -2.5321;$$

$$\begin{bmatrix} 0.4491 \\ 0.8440 \\ 0.2931 \end{bmatrix}, \begin{bmatrix} 0.8440 \\ -0.2931 \\ -0.4491 \end{bmatrix}, \begin{bmatrix} 0.2931 \\ -0.4491 \\ 0.8440 \end{bmatrix}$$

$$26 E_1 = 4E_2 + 3I_2; I_1 = 3E_2 + \frac{5}{2}I_2$$

CHAPTER 6

Exercises

$$1 A = \{1, 2, 3, 4, 5, 6, 7, 8, 9\}$$

$$B = \{-4, 4\}$$

$$C = \{5, 6, 7, 8, 9, 10\}$$

$$D = \{4, 8, 12, 16, 20, 24\}$$

$$2 A \cup B = \{-4, 1, 2, 3, 4, 5, 6, 7, 8, 9\}$$

$$A \cap B = \{4\}$$

$$A \cup C = \{n \in \mathbb{N}: 1 \leq n \leq 10\}$$

$$A \cap C = \{n \in \mathbb{N}: 5 \leq n \leq 9\}$$

$$B \cup D = \{-4, 4, 8, 12, 16, 20, 24\}$$

$$B \cap D = \{4\}$$

$$B \cap C = \emptyset$$

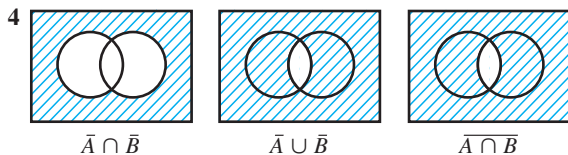
$$3 A \cup B = \{n \in \mathbb{N}: 1 \leq n \leq 10\}$$

$$A \cap C = \{1, 5, 9\}$$

$$A \cap B = \emptyset$$

$$B \cup C = \{1, 2, 4, 5, 6, 8, 9, 10\}$$

$$B \cap C = \{4, 8\}$$



$$\bar{A} \cap \bar{B}$$

$$\bar{A} \cup \bar{B}$$

$$\bar{A} \cap \bar{B}$$

$$\bar{A} \cup \bar{B}$$

$$\bar{A} \cap \bar{B}$$

$$5 \text{ (a) } A \cup B = \{1, 2, 3, 4, 5, 6, 7, 8, 9, 10, 12, 14, 16, 18, 20\}$$

$$\text{(b) } A \cap B = \{2, 4, 6, 8, 10\}$$

$$\text{(c) } A \cup C = \{1, 2, 3, 4, 5, 6, 7, 8, 9, 10, 16, 32\}$$

$$\text{(d) } A \cap C = \{2, 4, 8\}$$

$$6 \text{ (a) True}$$

$$\text{(b) False}$$

$$\text{(c) False}$$

$$7 \text{ (a) } \{n \in \mathbb{N}: 11 \leq n \leq 32\}$$

$$\text{(b) } \{11, 13, 15, 17, 19, 21, 22, 23, 24, 25, 26, 27, 28, 29, 30, 31, 32\}$$

$$\text{(c) } \bar{A} = \{n \in \mathbb{N}: 11 \leq n \leq 32\}$$

$$\bar{B} = \{1, 3, 5, 7, 9, 11, 13, 15, 17, 19, 20, 21, 22, 23, 24, 25, 26, 27, 28, 29, 30, 31, 32\}$$

$$\text{(d) } \overline{A \cap B} = \{1, 3, 5, 7, 9, 11, 12, 13, 14, 15, 16, 17, 18, 19, 20, 21, 22, 23, 24, 25, 26, 27, 28, 29, 30, 31, 32\}$$

$$\text{(e) } \bar{A} \cup \bar{B} = \overline{A \cap B} \text{ (see (d))}$$

$$11 \text{ (a) } A \cap B \quad \text{(b) } \emptyset \quad \text{(c) } A$$

$$\text{(d) } U \quad \text{(e) } A \quad \text{(f) } A \cup (B \cap C)$$

$$\text{(g) } A \cap (B \cap C)$$

$$14 \text{ (a) } 5 \quad \text{(b) } 25$$

$$15 \text{ (a) } 20 \quad \text{(b) } 27$$

$$16 \ 4$$

$$17 \text{ (a) } \bar{C} = \{a, b, d, i\}, \overline{B \cup C} = \{a, b, i\}$$

$$B \cap C = \{a, b, i\}, A \cap B \cap D = \emptyset$$

$$A \cup F = \{a, b, c, f, i\}, D \cup (E \cap F) = \{b, c, e, h, i\}, (D \cup E) \cap F = \{b, c, i\}$$

$$\text{(b) } B \cup C = \{c, d, e, f, g, h\}, C \cup E = \{c, e, f, g, h, i\}$$

$$D \cup E \cup F = \{b, c, e, f, h, i\}$$

$$\text{(c) } L_1: \{b, c, d, e, f, g, h, i\}$$

$$L_2: \{b, c, d, e, f, g, h, i\}$$

$$L_3: \text{all elements}$$

$$18 \text{ (a) } 1 \text{ if } p = 1, q = 1; 0 \text{ otherwise}$$

$$\text{(b) } 0 \text{ if } p = 0, q = 0; 1 \text{ otherwise}$$

$$\text{(c) } 0 \quad \text{(d) } 1$$

$$19 \text{ (a) } p \cdot q + \bar{p} \cdot \bar{q}$$

$$\text{(b) } (p + \bar{p}) \cdot (q + \bar{q})$$

$$\text{(c) } p + q + \bar{p} + \bar{q}$$

$$\text{(d) } p \cdot q + r \cdot s$$

$$\text{(e) } \bar{p} \cdot \bar{q} \cdot s + \bar{p} \cdot \bar{q} \cdot r \cdot s + p \cdot q \cdot r \cdot s + p \cdot \bar{q} \cdot s + p \cdot q \cdot s$$

$$\text{(f) } p \cdot q \cdot r + p \cdot q \cdot t + p \cdot q \cdot u + p \cdot s \cdot \bar{u} + p \cdot v$$

$$20 \ \bar{p} \cdot \bar{q} + r + \bar{s} + \bar{q} \cdot t$$

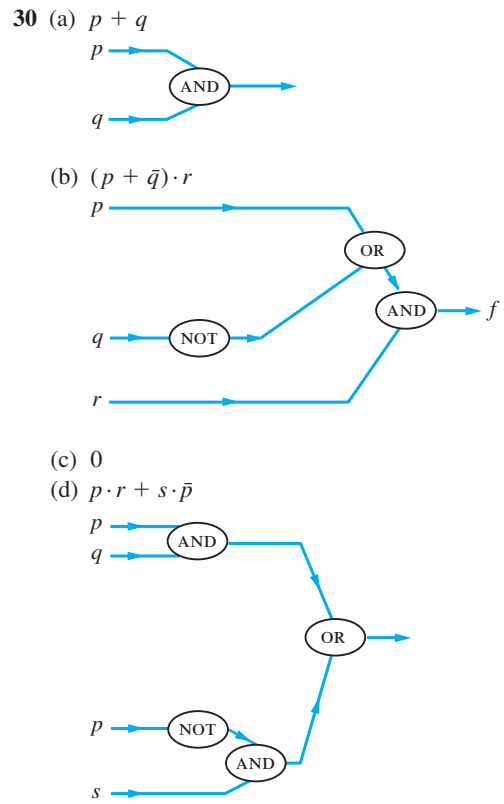
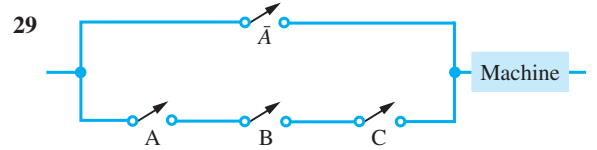
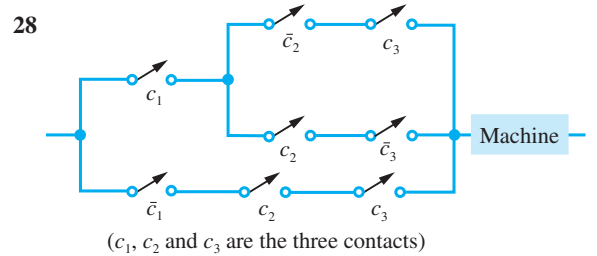
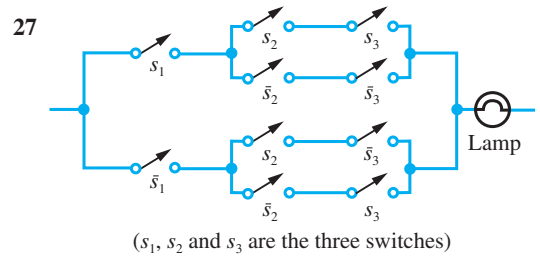
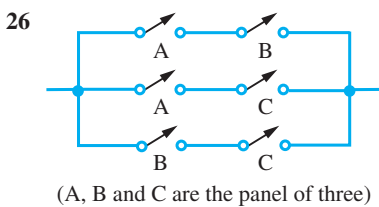
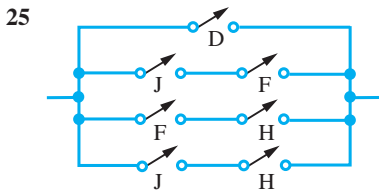
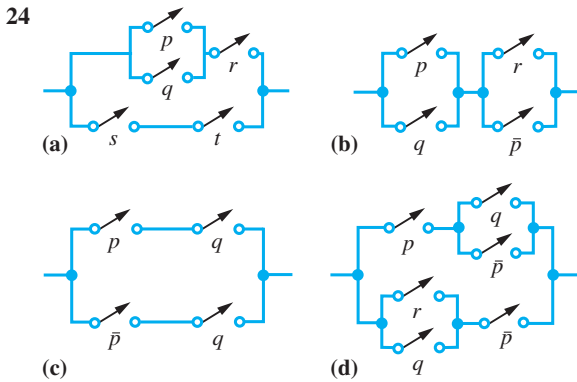
21

p	q	r	\bar{p}	\bar{q}	\bar{r}	$\bar{p} \cdot q \cdot \bar{r}$	$\bar{p} \cdot q \cdot r$	$p \cdot \bar{q} \cdot \bar{r}$	$p \cdot q \cdot r$	f
0	0	0	1	1	1	0	0	0	0	0
0	0	1	1	1	0	0	0	0	0	0
0	1	0	1	0	1	1	0	0	0	1
0	1	1	1	0	0	0	1	0	0	1
1	0	0	0	1	1	0	0	1	0	1
1	0	1	0	1	0	0	0	0	0	0
1	1	0	0	0	1	0	0	0	0	0
1	1	1	0	0	0	0	0	0	1	1

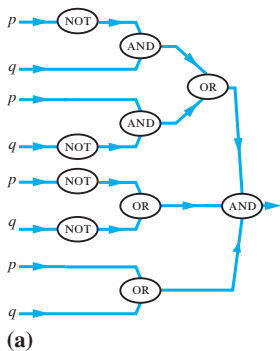
$f = \bar{p} \cdot q \cdot \bar{r} + \bar{p} \cdot q \cdot r + p \cdot \bar{q} \cdot \bar{r} + p \cdot q \cdot r$

- 22** (a) $p \cdot q$ (b) $\bar{p} \cdot r$
 (c) $p \cdot q + \bar{p} \cdot \bar{q}$ (d) $p + q + r$
 (e) 1 (f) $q + r$

- 23** (a) $\bar{p} \cdot q + p \cdot \bar{q} + p \cdot q$
 (b) $(p + q) \cdot (p + \bar{q}) + p \cdot (\bar{r} + \bar{q})$
 (c) $p \cdot (q + \bar{p}) + (q + r) \cdot \bar{p}$

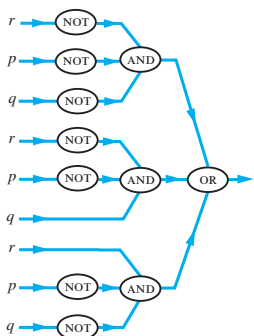
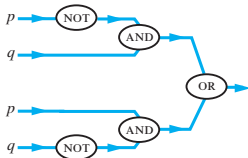


31



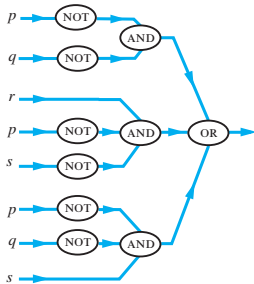
(a)

$$\bar{p} \cdot q + p \cdot \bar{q}$$



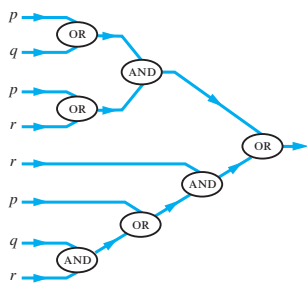
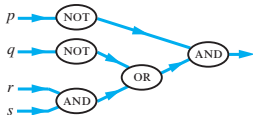
(b)

$$\bar{r} \cdot \bar{p} \cdot \bar{q}$$



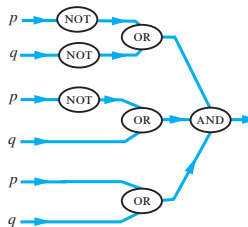
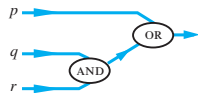
(c)

$$\bar{p} \cdot (\bar{q} + r \cdot s)$$



(d)

$$p + q \cdot r$$



(e)

$$\bar{p} \cdot q$$



- 32 (a) Fred is not my brother
 (b) 12 is an odd number
 (c) There will be no gales next winter
 (d) Bridges do not collapse when design loads are exceeded

- 33 (a) F (b) T (c) T (d) F

- 34 (a) T (b) F
 (c)–(e) are not propositions
 (f) Truth value is not known

- 35 (a) $A \wedge B$ (b) $A \rightarrow C$
 (c) $\bar{A} \rightarrow (\bar{B} \wedge C)$ (d) $\bar{C} \rightarrow B$

- 36 (a) It is raining and the Sun is shining therefore there are clouds in the sky
 (b) It is raining therefore there are clouds in the sky and hence the Sun is shining
 (c) If it is not raining then the Sun is shining or there are clouds in the sky
 (d) It is not the case that it rains and the Sun shines, and there are clouds in the sky

- 37 (a) $x^2 = y^2 \rightarrow x = y$ for positive numbers x and y
 (b) $x^2 = y^2 \rightarrow x = y$ for $x = 1$ and $y = -1$ (one of many possible answers)

- 38 (a) $n = 4$ (b) $n = 3$ (c) $n = 7$

- 39 (a) $B \wedge C \rightarrow A$
 $B \wedge C \rightarrow \bar{A}$
 (b) If $x^2 + y^2 \geq 1$ then $x + y = 1$; if $x^2 + y^2 < 1$ then $x + y \neq 1$
 (c) If $3 + 3 = 9$ then $2 + 2 = 4$; if $3 + 3 \neq 9$ then $2 + 2 \neq 4$

40 (a)

A	B	$A \wedge \tilde{A}$
T	F	F
F	T	F

(b)

\tilde{A}	\tilde{B}	$\tilde{A} \vee \tilde{B}$
F	F	F
F	T	T
T	F	T
T	T	T

(c) and (d)

A	B	C	$A \wedge B$	$A \wedge B \rightarrow C$	$\widetilde{A \wedge B \rightarrow C}$
F	F	F	F	T	F
F	F	T	F	T	F
F	T	F	F	T	F
F	T	T	F	T	F
T	F	F	F	T	F
T	F	T	F	T	F
T	T	F	T	F	T
T	T	T	T	T	F

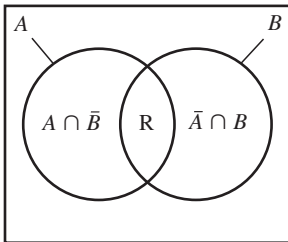
47 1, 4, 9, 16

6.7 Review exercises

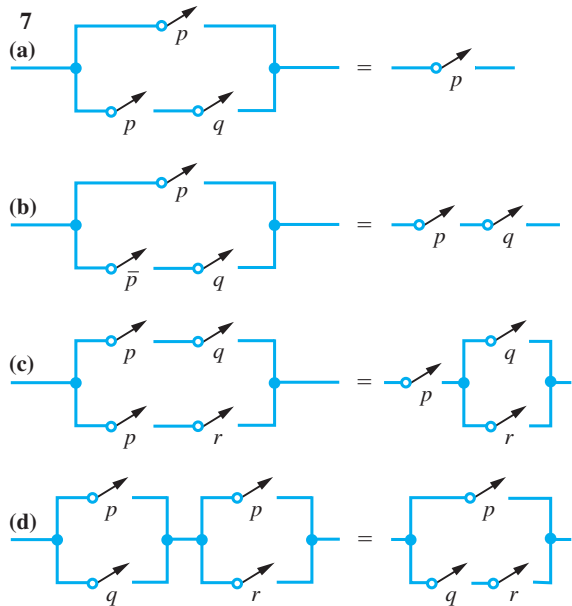
- 1 (a) $\overline{A \cup B} = \{8, 9\}$
 (b) $C - A = \{3, 7, 8\}$ $\bar{C} \cap \bar{B} = \{6, 9\}$
- 2 (a) $A \cap B = \{2, 4, 6, 8, 10\}$
 (b) $A \cap B \cap C = \{10\}$
 (c) $A \cup (B \cap C) = \{1, 2, 3, 4, 5, 6, 7, 8, 9, 10, 11, 12, 14, 20\}$
- 3 (a) $\bar{A} = \{n \in \mathbb{N} : 11 < n \leq 20\}$
 (b) $\bar{A} \cup \bar{B} = \{1, 3, 5, 7, 9, 11, 12, 13, 14, 15, 16, 17, 18, 19, 20\}$
 (c) $\overline{A \cup B} = \{13, 15, 17, 19\}$
 (d) $A \cap (\bar{B} \cup \bar{C}) = \{1, 3, 5, 7, 9\}$

4 Statement (a) is true.

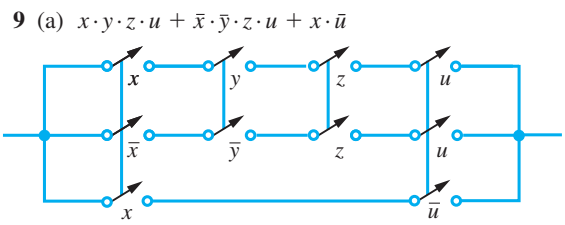
- 5 (a) $f = A$ $g = U$ (the universal set)
 (b)



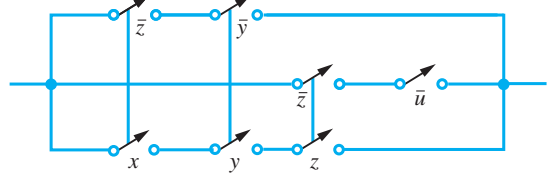
Only equals $A \cup B$ if region R does not exist, that is $A \cap B = \emptyset$



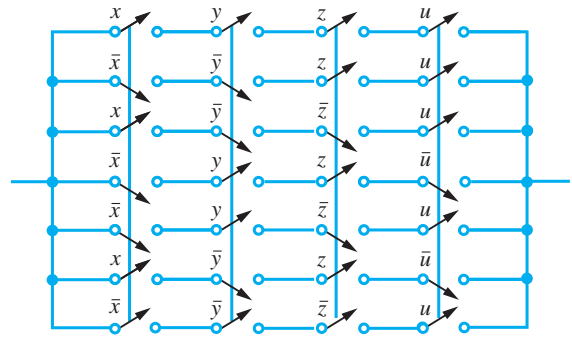
- 8 (a) $\overline{(A \cap \bar{B} \cap D)} \cap \overline{(A \cap C \cap \bar{D})} \cap \overline{(A \cap B \cap \bar{D})}$
 (b) $(B \cap \bar{C}) \cup (C \cap B)$



- (b) $\bar{x} \cdot \bar{y} + \bar{z} \cdot \bar{u} + x \cdot y \cdot z$



- (c) (i) 0 (ii) 0



10 (a) $p \quad q \quad p \wedge q$ (b) $p \quad q \quad p \vee q$ (c) $p \quad q \quad p \rightarrow q$

T	T	T	T	T	T	T	T
T	F	F	T	F	T	T	F
F	T	F	F	T	T	F	T
F	F	F	F	F	F	F	T

[A] [B] [C]

(e) $p \quad q \quad \bar{p} \quad \bar{p} \wedge q \quad \overline{\bar{p} \wedge q} \quad p \vee q \quad [A] \wedge [B] \quad [C] \rightarrow p$

T	T	F	F	T	T	T	T
T	F	F	F	T	T	T	T
F	T	T	T	F	T	F	T
F	F	T	F	T	F	F	T

Hence $(p \vee q) \wedge \overline{(\bar{p} \wedge q)} \rightarrow p$ is a tautology.

- 11 (a) $\bar{q} \cdot p + \bar{p} \cdot q$ (b) $p + q + \bar{r}$
 (c) $p \cdot q \cdot r + q \cdot \bar{r} \cdot s$

- 12 (a) (i) $p \cdot r + q \cdot \bar{r} \cdot s + \bar{q} \cdot r \cdot \bar{s}$
 (ii) $p \cdot \bar{q} \cdot \bar{r} + \bar{p} \cdot \bar{r} \cdot s$

13 $C_1 \cdot \bar{C}_2 \cdot \bar{F}_1 \cdot F_2 \cdot \bar{F}_3 + C_1 \cdot \bar{C}_3 \cdot \bar{F}_1 \cdot F_2 \cdot F_3$
 $+ C_1 \cdot C_2 \cdot \bar{C}_3 \cdot \bar{F}_1 \cdot \bar{F}_2 \cdot F_3$

where C_i = call button on floor i
 and $F_i = 1$ if lift is on floor, 0 otherwise

- 14 (a) Let the four people be labelled A, B, C, D.
 The truth table is then as given below:

A	B	C	D	Yes	No	Tie
0	0	0	0	0	1	0
0	0	0	1	0	1	0
0	0	1	0	0	1	0
0	0	1	1	0	0	1
0	1	0	0	0	1	0
0	1	0	1	0	0	1
0	1	1	0	0	0	1
0	1	1	1	1	0	0
1	0	0	0	0	1	0
1	0	0	1	0	0	1
1	0	1	0	0	0	1
1	0	1	1	1	0	0
1	1	0	0	0	0	1
1	1	0	1	1	0	0
1	1	1	0	1	0	0
1	1	1	1	1	0	0

Extracting from this table those inputs that cause a Yes, No or Tie (Y, N or T) we have

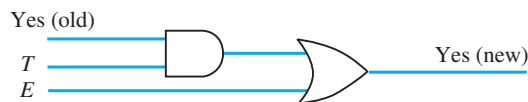
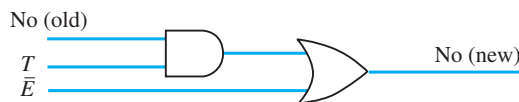
(b) $Y = \bar{A} \cdot \bar{B} \cdot C \cdot D + A \cdot \bar{B} \cdot C \cdot D + A \cdot B \cdot \bar{C} \cdot D$
 $+ A \cdot B \cdot C \cdot \bar{D} + A \cdot B \cdot C \cdot D$
 $N = \bar{A} \cdot \bar{B} \cdot \bar{C} \cdot \bar{D} + \bar{A} \cdot \bar{B} \cdot \bar{C} \cdot D$
 $+ \bar{A} \cdot \bar{B} \cdot C \cdot \bar{D} + \bar{A} \cdot B \cdot \bar{C} \cdot \bar{D} + A \cdot \bar{B} \cdot \bar{C} \cdot \bar{D}$
 $T = \bar{A} \cdot \bar{B} \cdot C \cdot D + \bar{A} \cdot B \cdot \bar{C} \cdot D + \bar{A} \cdot B \cdot C \cdot \bar{D}$
 $+ A \cdot \bar{B} \cdot \bar{C} \cdot D + A \cdot \bar{B} \cdot C \cdot \bar{D} + A \cdot B \cdot \bar{C} \cdot \bar{D}$
 (c) $Y = A \cdot B \cdot D + A \cdot B \cdot C + A \cdot C \cdot D + B \cdot C \cdot D$
 $N = \bar{A} \cdot \bar{B} \cdot \bar{C} + \bar{A} \cdot \bar{B} \cdot \bar{D} + \bar{A} \cdot \bar{C} \cdot \bar{D} + \bar{B} \cdot \bar{C} \cdot \bar{D}$
 T does not simplify.

(d) To modify the circuit we introduce the chairman's vote E. If N denotes No and Y denotes Yes, the new circuit must have the output

$$N_{\text{new}} = (N_{\text{old}} + T) \cdot \bar{E}$$

$$Y_{\text{new}} = (Y_{\text{old}} + T) \cdot E$$

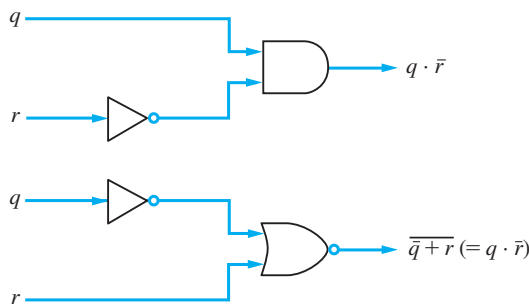
where T = Tie. Hence the modified circuit will be



A tie is now impossible.

- 15 $\bar{N} \cdot (\bar{V} + \bar{R} \cdot M)$. That is, no dope smoking occurs if Neil is absent and either vivian is absent or Mike is present and Rick is absent.

16 $p \cdot q \cdot \bar{p} \cdot \bar{r} + q \cdot \bar{r} = q \cdot \bar{r}$



- 17 (a) F (b) No (c) No
 (d) F (e) F (f) F
 (g) No (h) F (i) T

18 (a) (i)

p	q	$p \rightarrow q$	$q \rightarrow p$	$p \leftrightarrow q$
T	T	T	T	T
T	F	F	T	F
F	T	T	F	F
F	F	T	T	T

(ii)

q	p	$p \rightarrow q$
T	T	T
T	F	F
F	T	F
F	F	T

- (b) (i) False (ii) False

19 $\bar{P}_O \cdot \bar{T} + P_O \cdot \bar{P}_F \cdot \bar{T} + P_O \cdot P_F \cdot T$
 $= \bar{P}_O \cdot \bar{T} + \bar{P}_F \cdot \bar{T} + P_O \cdot P_F \cdot T$ is minimal

- $P_O = 1$ when pressure in oxidizer tank \geq required minimum
- $P_F = 1$ when pressure in fuel tank \geq required minimum
- $T = 1$ when time ≤ 15 min to lift-off
- $L = 1$ when panel light is on
- 21 $p \cdot q \cdot r \cdot s$, $p \cdot q \cdot r \cdot \bar{s}$, $p \cdot q \cdot \bar{r} \cdot s$, $p \cdot q \cdot \bar{r} \cdot \bar{s}$, $p \cdot \bar{q} \cdot r \cdot s$,
 $p \cdot \bar{q} \cdot r \cdot \bar{s}$, $p \cdot \bar{q} \cdot \bar{r} \cdot s$, $p \cdot \bar{q} \cdot \bar{r} \cdot \bar{s}$, $\bar{p} \cdot q \cdot r \cdot s$, $\bar{p} \cdot q \cdot r \cdot \bar{s}$,
 $\bar{p} \cdot q \cdot \bar{r} \cdot s$, $\bar{p} \cdot q \cdot \bar{r} \cdot \bar{s}$, $\bar{p} \cdot \bar{q} \cdot r \cdot s$, $\bar{p} \cdot \bar{q} \cdot r \cdot \bar{s}$, $\bar{p} \cdot \bar{q} \cdot \bar{r} \cdot s$,
 $\bar{p} \cdot \bar{q} \cdot \bar{r} \cdot \bar{s}$
- Converse* *Contrapositive*
- 22 (a) If I do not go, the train is late If the train is early, I will go
- (b) If you retire, you will have enough money If you do not have enough money, you will not retire
- (c) You cannot do it unless I am there I can do it if you are there
- (d) If I go, so will you If you do not go nor will I
- 23 'If you were a member of the other tribe, what would you answer if I asked you if your God was male?'
 The answer is then definitely false!
- CHAPTER 7**
- Exercises**
- 1 (a) $\frac{1}{3}$, 1, $\frac{9}{5}$ (b) 6, 10, 14 (c) -64, 16, -4
- 2 $x_{n+1} = \frac{3}{8}x_n$, $x_0 = 5$
- 3 $p = -3$, $q = 13$, $x_0 = 13$, $x_1 = 10$, $x_2 = 7$, $x_3 = 4$
 $x_{n+1} = x_n - 3$
- 5 45, 57.5, 63.75, 66.875
- 6 (a) 40 (b) 16736 (c) 35
- 7 $\left(\frac{v}{V}\right)^{n+1} \times 100$
- 8 $\frac{1}{n} \sum_{l=1}^n (x_l - 10)^2$
- 9 2.618
- 10 $\{0, \frac{1}{3}, \frac{16}{25}, \frac{81}{109}, \frac{256}{321}, \frac{625}{751}\}$
- 11 $\{1, 1.5, 1.4, 1.417, 1.414, 1.414, 1.414\}$
- 12 1.222
- 13 5
- 14 (a) 16, 31 (b) 10, 20, 40, 80
- 15 £2700k, 11
- 16 $\frac{1 + (n-2)\sqrt{x}}{1-x}$
- 17 3.1365 (4dp)
- 18 $\frac{2}{5}, \frac{2}{7}, \frac{2}{9}, \frac{2}{11}, \frac{2}{13}, \frac{2}{15}$
- 19 £66 116, £128 841, after 7.3 years
- 20 (a) 11 781 (b) 1 205 589 (c) $1 - (\frac{1}{2})^{153}$
 (d) $3^{154} - 1$ (e) 1 217 370 (f) $\frac{153}{154}$
- 21 9
- 23 $x = \frac{10r}{1 - (1 + \frac{1}{100}r)^{-n}}$, 117.46
- 24 $2 - \frac{2+n}{2^n}$
- 25 $\frac{a(1-r^n)}{1-r} + \frac{dr}{(1-r)^2} [1 + nr^{n-1} - (n-1)r^n]$
- 26 (a) $A2^n + 3$ (b) $A3^n - 5(n + \frac{1}{2})$
 (c) $A(-1)^n + \frac{2}{3}(\frac{1}{2})^n$ (d) $A2^n + \frac{3}{2}n2^n$
- 27 £1770, {10 000, 9430, 8792, 8077, 7276, 6379, 5375, 4250, 2989, 1578, -3}
- 28 $(A+n)/n^2$
- 29 (a) 0 (b) -3×2^n (c) 0 (d) $75 \times (-2)^n$
 (a) and (c) satisfy recurrence relation
- 31 (a) $A5^n + B2^n$ (b) $A3^n + B(-2)^n$
 (c) $(\frac{1}{5})^n \left(A \cos \frac{n\pi}{2} + B \sin \frac{n\pi}{2} \right)$
 (d) $A5^n + Bn5^n$
 (e) $A(-\frac{1}{2})^n + B$
- 32 (a) $\frac{1}{4} + \frac{13}{12}(5^n) - \frac{1}{12}(2^n)$ (b) $\frac{4}{9} + \frac{14}{9}(-\frac{1}{2})^n + \frac{1}{3}n$
 (c) $-\frac{1}{6}n - \frac{1}{36} + A3^n + B(-2)^n$
- 33 (b) $(1-n)a^n$ (c) $(3 + (2a^{-10} - 0.3)n)a^n$
- 34 $T_2 = 2x^2 - 1$, $T_3 = 4x^3 - 3x$, $T_4 = 8x^4 - 8x^2 + 1$
- 35 (a) $N_t = 2^t$
 (b) $N_t = \left[\left(\frac{1+\sqrt{5}}{2} \right)^{t+1} - \left(\frac{1-\sqrt{5}}{2} \right)^{t+1} \right] / \sqrt{5}$
- 36 (a) 0.5, 0.4, 0.3, 0.2353, 0.1923, 0.1632; $\rightarrow 0$
 (b) 0.4615, 0.4722, 0.4789, 0.4831, 0.4859, 0.4879;
 $\rightarrow 0.5$
 (c) 2, 2, 1.817, 1.682, 1.585, 1.513; $\rightarrow 1$
 (d) 1.5, 1.5625, 1.5880, 1.6018, 1.6105, 1.6165;
 $\rightarrow e^{1/2} = 1.6487$

- (e) 1.4142, 1.5538, 1.5981, 1.6119, 1.6161, 1.6174;
 $\rightarrow \frac{1}{2}(1 + \sqrt{5})$
 (f) 0, 0, 1.2990, 2, 2.3776, 2.5981; $\rightarrow \pi$
- 37** (a) 1, 1, $\frac{5}{3}$, 2.5, 3.4, 4.3333; diverges to infinity
 (b) 1, 0, -1, 0, 1, 0; oscillates between 1, 0, -1
 (c) 1, 3, 1, 3, 1, 3; oscillates between 1 and 3
- 38** (a) 10 (b) 19 (c) 1000002
 (d) 25 (e) 18
- 39** 70%
- 40** 2.2, 2.324, 2.418996, 2.450262
 Estimate = 2.4655011
 Limit = 2.465571
- 41** (a) convergent (b) convergent
 (c) divergent (d) divergent
- 42** $\frac{9}{4}$
- 43** (a) $1 - \frac{1}{2N+1}$, 1 (b) $4 - \frac{2+N}{2^{N-1}}$, 4
 (c) $\frac{1}{4} - \frac{1}{2(N+1)(N+2)}$, $\frac{1}{4}$
- 44** (a) divergent (b) divergent (c) convergent
- 46** $\frac{19}{33}$, (a) $\frac{413}{999}$ (b) $\frac{10}{99}$ (c) 1 (d) $\frac{172300}{9999}$
- 48** 1.0823221; summation from right allows full account to be taken of the accumulative effect of small terms
- 50** (a) $|x| < 1$ (b) $x \in \mathbb{R}$ (c) $|x| \leq 1$ (d) $|x| < 1$
- 51** (a) $(-x^2)^r$ ($|x| < 1$) (b) $\frac{x^{2r+1}}{2r+1}$ ($|x| < 1$)
 (c) $(-1)^r(r+1)x^r$ ($|x| < 1$)
 $(2r-3)!$
 (d) $-\frac{(2r-2)!}{2^{2r-2}r!(r-2)!}x^r$ $r > 1$ ($|x| < 1$)
 (e) $\frac{1}{10} \left[2^{r+2} + \frac{(-1)^r}{2^r} \right]$ ($|x| < \frac{1}{2}$)
 (f) $(1+x)x^{4r}$ ($|x| < 1$)
- 52** (a) $\frac{5 \cdot 4}{1 \cdot 2}$ (b) $\frac{(-2)(-3)(-4)}{1 \cdot 2 \cdot 3}$
 (c) $\frac{(\frac{1}{2})(-\frac{1}{2})(-\frac{3}{2})}{1 \cdot 2 \cdot 3}$ (d) $\frac{(-\frac{1}{2})(-\frac{3}{2})(-\frac{5}{2})(-\frac{7}{2})}{1 \cdot 2 \cdot 3 \cdot 4}$
- 54** $n = 8$, 1.1905, six multiplications
- 55** (a) $(1 + 2x^2)^{-1}$ (b) $(1 - x)^{-1/2}$
 (c) $1 + \frac{1-x}{x} \ln(1-x)$ (d) $\frac{x^2}{1-x^2} \ln(1-x^2)$
- 56** 3.1415
- 57** (a) $\frac{1}{3}$ (b) $-\frac{2}{3}$ (c) 2 (d) 0
- 58** (a) 3 (b) $\frac{1}{2}$
- 59** (a) -1 (b) 1 (c) $n-1$ (d) n
- 62** (a) Undefined at $x = 0$, continuous for $x \neq 0$
 (b) Infinite discontinuity at $x = 2$, continuous for $x \neq 2$
 (c) Finite discontinuity at $x = 0$, continuous for $x \neq 0$
 (d) Finite discontinuities at $x = \pm\sqrt{n}$, $n = 0, 1, 2, \dots$
- 63** (a) Upper bound is 7, lower bound 5
 (b) Upper bound is 3, lower bound -1
- 64** 1.75
- 65** 0.830
- 66** $\alpha = -1.879$, $\beta = 0.347$, $\gamma = 1.532$
- 67** (a) is convergent, (b) convergent and (c) divergent
 Root is 0.771
- 68** 5.4267, 5.3949, $\varepsilon_1 \approx 0.05$
- 69** $\alpha_0 \approx 1.9$, $\alpha_k \approx \frac{1}{2}(2k+1)\pi$
 $\theta_{n+1} = \cos^{-1}(-\operatorname{sech} \theta_n)$, $\alpha_0 = 1.8751$

7.12 Review exercises

- 1** 1000, 850, 700, 550, 400, 250, 100
 1000, 681, 464, 316, 215, 147, 100
- 2** £361, £243, £141, £53 for $r < 23.375$
- 3** $1 - 0.2(-\frac{1}{2})^r$, 1
- 5** (a) $A2^n + B3^n$ (b) $(A + Bn)2^n$
 (c) $A2^n + B3^n + \frac{1}{2}4^n$ (d) $A2^n + B3^n + 3^{n-1}n$
- 8** $200 + 20(-\frac{2}{3})^r$
- 9** $2 + A \cos n\theta + B \sin n\theta$, $\tan \theta = \frac{\sqrt{7}}{3}$
- 10** $\gamma \approx 0.577235$; compare the true value 0.577216
- 11** (a) divergent (b) convergent
 (c) divergent (d) convergent
- 12** (a) $\frac{410}{333}$ (b) $\frac{143}{333}$ (c) $\frac{101}{999}$ (d) $\frac{1724}{3333}$
- 13** (a) convergent (b) divergent
 (c) convergent (d) divergent
- 14** $\frac{x(1+x)}{(1-x)^3}$
- 15** $a = 1$, $b = -\frac{1}{3}$, $c = \frac{1}{45}$
 $|x| < 0.2954$
 $\tan 0.29$ is given to 4dp; $\tan 0.295$ has an error of $\frac{1}{2}$ unit in 1dp, but when rounded to 4dp gives an error of 1 unit
- 16** $x - \frac{1}{6}x^3$
 $x - \frac{1}{6}x^3 + \frac{3}{40}x^5 - \frac{5}{112}x^7 + \frac{35}{1152}x^9$

17 0.095, 31

19 2.718 586 07
2.718 357 88
2.718 281 81

20	r	0	1	2	3	4	5	6	7	8
	M_r	0	2.64	1.93	2.13	2.06	2.13	1.93	2.64	0

$$F = \frac{W(l-a)^2(l+2a)}{l^3} - WH(x-a)$$

$$M = \frac{W(l-a)^2a}{l^2} - \frac{W(l-a)^3(l+2a)x}{l^3} + W(x-a)H(x-a)$$

23 (a) positive values of $\sqrt{1 - \sin^2\theta}$
(b) $A = -5/128$

24 1.233 577

25 $a = -\frac{1}{3}, -4/45$

CHAPTER 8

Exercises

1 (a) 0 (b) 1 (c) $2x$
(d) $3x^2$ (e) $\frac{1}{2\sqrt{x}}$ (f) $\frac{-1}{(1+x)^2}$

2 (a) $4x - 5$ (b) -1
(c) $(1, -15), (\frac{1}{2}m + \frac{3}{2}, \frac{1}{2}m^2 + \frac{1}{2}m - 15)$
(d) -1 (e) $y = -x - 14$

3 (a) $6x^2 - 6x + 1$ (b) 1
(c) $(1, 3), (\frac{1}{4}[1 \pm \sqrt{1+8m}], \frac{1}{4}[12 - 3m \pm m\sqrt{1+8m}])$
(d) $m = 1, -1/8$ (e) $y = x + 2, y = -0.125x + 3.125$

4 (a) minimum at $x = -1/2$ (b) minimum at $x = 1/3$
(c) maximum at $x = 3/2$ (d) maximum at $x = 1/2$

5 $3ax^2 + 2bx + c$

6
$$v(t) = \begin{cases} 1, & 0 \leq t < 1 \\ 2t - 1, & 1 \leq t \leq 2 \\ 3, & 2 \leq t < 3 \\ -1, & 3 \leq t \leq 9 \end{cases}$$

8 $\frac{1}{3} \text{m}^2 \text{min}^{-1}$

10 $3W(2x - l)^2/4l^2$

12 μT

16 $\frac{dx}{dt} \propto (a-x)(b-x)$

17 $r = l/4$

18 £1.25, 7500

19 (a) $9x^8$, (b) $\frac{3}{2}\sqrt{x}$, (c) $-8x$,
(d) $16x^3 + 10x^4$, (e) $12x^2 + 1$, (f) $-1/x^3$,
(g) $1 + 1/(2\sqrt{x})$, (h) $7x^{5/2}$, (i) $-1/x^4$

20 (a) $18x^5 + 75x^4 - 2x - 5$,
(b) $20x^3 + 3x^2 + 30x - 27$,
(c) $(21x^2 + 10x - 3)/(x^{3/2})$, (d) $6 - 8x + 27/x^2$,
(e) $(3x^3 - x^2 + x - 3)/(2x^{5/2})$, (f) $8x^3 + 9x^2 + 4x$

21 (a) $(-3x^4 - 2x^3 - 3x^2 + 6x + 1)/(x^3 + 1)^2$,
(b) $(4 - 3x^2)/[(x^2 + 4)^2\sqrt{2x}]$,
(c) $(1 - 2x - x^2)/(x^2 + 1)^2$,
(d) $(x^{1/3} + 2)/[3x^{1/3}(1 + x^{1/3})^2]$,
(e) $(x^2 + 2x - 1)/(1 + x^2)^2$,
(f) $3x(2 - x)/(x^2 - 2x + 2)^2$

22 $2ac + ad + bc, (ad - bc)/(cx + d)^2, 6ax + 5b,$
 $(bax^2 + 2acx)/(bx + c)^2$

23 $10^3\sqrt{2}$

24 331, 465, 7, -31

25 (a) $10x - 2$ (b) $12x^2 + 1$ (c) $24x^{23}$
(d) $12x^3 - 6x^2 - 20x + 11$
(e) $36x^5 + 20x^3 - 54x^2 + 12x - 15$
(f) $1/(x+1)^2$ (g) $1/(x-2)^2$
(h) $2(2-x)/(x^2 - 4x + 1)^2$
(i) $(6 - x^2)/(x^2 + 5x + 6)^2$

26 (a) $45(5x + 3)^8$ (b) $28(4x - 2)^6$
(c) $-18(1 - 3x)^5$ (d) $3(6x - 1)(3x^2 - x + 1)^2$
(e) $6(12x^2 - 2)(4x^3 - 2x + 1)^5$
(f) $-5(4x^3 - 1)(1 + x - x^4)^4$

27 (a) $512(x + 2)^6(3x - 2)^4(9x + 4)$
(b) $(5x + 1)^2(3 - 2x)^3(37 - 70x)$
(c) $(\frac{1}{2}x + 2)(x + 3)^3(3x + 11)$
(d) $2(x^2 + x + 1)(x^3 + 2x^2 + 1)^3 \times$
 $(8x^4 + 19x^3 + 16x^2 + 10x + 1)$
(e) $(x^5 + 2x + 1)^2(2x^2 + 3x - 1)^3 \times$
 $(46x^6 + 57x^5 - 15x^4 + 44x^2 + 58x + 6)$
(f) $(2x + 1)^2(7 - x)^4(37 - 16x)$
(g) $(3x + 1)^4(21x^2 + 74x + 19)$

30 $b = 56, h = 144, w = 90$

31 (a) $1/\sqrt{1+2x}$ (b) $(3x+4)/[2\sqrt{x+2}]$
(c) $(3x+2)/(2\sqrt{x})$

32 (a) $(2x^2 + 4)/\sqrt{4+x^2}$
(b) $(9 - 2x^2)/\sqrt{9-x^2}$
(c) $(2x^2 + 4x + 4)/\sqrt{x^2 + 2x + 3}$
(d) $\frac{2}{3}x^{-1/3} - \frac{1}{4}x^{-3/4}$ (e) $\frac{2x}{3}(x^2 + 1)^{-2/3}$
(f) $(8x - 3)/[3(2x - 1)^{2/3}]$

- 33 (a) $-2/(x+3)^3$ (b) $1-1/x^2$ (c) $-1/(x^2-1)^{3/2}$
 (d) $2(2x+1)(2-9x-12x^2)/(3x^2+1)^4$
- 34 (a) $3\cos(3x-2)$ (b) $-4\cos^3x\sin x$
 (c) $-6\cos 3x\sin 3x = -3\sin 6x$
 (d) $\frac{5}{2}\cos 5x - \frac{1}{2}\cos x$ (e) $\sin x + x\cos x$
 (f) $-\sin 2x\sqrt{2+\cos 2x}$ (g) $-a\sin(x+\theta)$
 (h) $4\sec^2 4x$
- 35 (a) $1/\sqrt{4-x^2}$ (b) $-5/\sqrt{1-25x^2}$
 (c) $(x\tan^{-1}x+1)/\sqrt{1+x^2}$ (d) $1/\sqrt{3+2x-x^2}$
 (e) $3/(1+9x^2)$ (f) $1-\frac{x\sin^{-1}x}{\sqrt{1-x^2}}$
- 36 $\frac{8}{27}$ (volume of sphere)
- 37 (a) $-9x^2\cos^2(x^3)\sin(x^3)$
 (b) $\frac{1}{1+3\cos^2\frac{1}{2}x}$ (c) $\frac{\frac{3}{2}\sin^2x\cos x}{\sqrt{1+\sin^3x}}$ (d) $-\frac{\sin\sqrt{x}}{2\sqrt{x}}$
- 38 (a) $2e^{2x}$ (b) $-\frac{1}{2}e^{-x/2}$
 (c) $(2x+1)\exp(x^2+x)$ (d) $xe^{5x}(5x+2)$
 (e) $e^{-x}(1-3x)$ (f) $-e^y/(1+e^y)^2$
 (g) $\frac{1}{2}e^{y/2}/(1+e^y)$ (h) ae^{ax+b}
- 39 (a) $2/(2x+3)$ (b) $2(x+1)/(x^2+2x+3)$
 (c) $1/(x-2)-1/(x-3)$ (d) $(1-\ln x)/x^2$
 (e) $5/[(2x+1)(1-3x)]$ (f) $(2x+1)/[x(x+1)]$
- 40 (a) $3\cosh 3x$ (b) $4\operatorname{sech}^2 4x$
 (c) $3x^2\cosh 2x + 2x^3\sinh 2x$ (d) $\frac{1}{2}\tanh\frac{1}{2}x$
 (e) $\cos x\sinh x - \sin x\cosh x$ (f) $-\sinh x/\cosh^2 x$
- 41 (a) $2/\sqrt{4+x^2}$ (b) $2/\sqrt{x^2-1}$ (c) $1/(1-x^2)$
 (d) $1+\frac{x\sinh^{-1}x}{\sqrt{1+x^2}}$ (e) $\sqrt{4-x^2}/x$
 (f) $[(1+x^2)-2x\tanh^{-1}x(1-x^2)]/[(1-x^2)(1+x^2)^2]$
- 42 $e^{-2\pi a/\omega}$
- 43 $a = 26, b = 39$
- 44 horizontal side $1/\sqrt{2}$
- 46 $u, \frac{1}{\alpha}\ln 3, 3\alpha u/2$
- 47 $(1-t\tan t)/(\tan t+t)$
- 48 $y = 1 - (\sqrt{2}-1)x$
- 49 (a) $\frac{2+x}{1-y}, y \neq 1$
 (b) $\frac{(x-1)y}{x(1-y)}, x \neq 0, y \neq 1$
- 50 $y = x + 2, y = 4 - x$
- 51 $y = 4 - 64x$
- 52 $\frac{3}{4}$
- 53 (a) $10^x\ln 10$ (b) $-2^{-x}\ln 2$
 (c) $(2x^3+3x^2+6x+6)(x-1)^{5/2}[(x+1)^{1/2}/(x^2+2)^2]$
- 54 $x^2e^{-2x}((3-2x)\sin\pi x + \pi x\cos\pi x)$
- 55 $y = x + 1; (0, 1), (-1, 0)$
- 56 $\cot\frac{1}{2}\theta$
- 57 $-\frac{x(2x^2+2y^2-a^2)}{y(2x^2+2y^2+a^2)}$
- 58 (a) $(\ln x)^{x-1}[1+(\ln x)\ln\ln x]$ (b) $(2\ln x)x^{\ln x-1}$
 (c) $-\frac{5}{3}x(5-2x^2)(1-x^2)^{-1/2}(2x^2+3)^{-7/3}$
- 59 (a) $[(3-2x)\ln x + 1]x^{2-2x}$
 (b) $[(x-1)\sin 2x + 2x\cos 2x]\frac{e^x}{x^2}$
- 60 (a) $(6+19x^2+12x^4)x/(1+x^2)^{3/2}$
 (b) $(1-2x-2x^2)/(1+x+x^2)^2$
 (c) $-(84x^2+6y^2y'+6xyy'^2)/(1+3xy^2)$ where
 $y' = -(28x^3+y^3)/(1+3xy^2)$
 (d) $(6x-2y'-6yy'^2)/(3y^2+x)$ where
 $y' = (1+y-3x^2)/(3y^2-x)$
- 61 (a) $-(2+t^2)/(\sin t+t\cos t)^3$
 (b) $\frac{1}{8}\operatorname{cosec}\frac{3t}{2}\sec^3\frac{t}{2}$
- 64 (a) $2x - \frac{2}{x^3}, 2 + \frac{6}{x^4}$
- 65 $\cot\frac{\theta}{2}, -\frac{a}{y^2}$
- 66 $\left(\frac{1+2t}{1+t}\right)^2, \frac{2(1+t)^3}{3(1+2t)^3}$
- 67 2, 0
- 68 (a) $3^4e^{3x}, 3^n e^{3x}$
 (b) $-\frac{6}{(2+x)^4}, (-1)^{n-1}(n-1)!/(2+x)^n$
 (c) $\frac{12}{(1+x)^5} + \frac{12}{(1-x)^5},$
 $\frac{1}{2}n!\left[\frac{1}{(1-x)^{n+1}} + \frac{(-1)^n}{(1+x)^{n+1}}\right]$
- 69 $a^4\sin(ax+b)$
- 72 (a) $(x^2-20)\cos x + 10x\sin x$
 (b) $(x-4)e^{-x}$
 (c) $216(273x^2+39x+1)(3x+1)^9$
- 73 $\frac{1}{12}(145)^{3/2}$
- 75 $\sqrt{2}, (1, 2)$

76 $13^{3/2}/16$

77 $(2 - 2x^2 + x^4)^{3/2}/[2x(1 - x^2)], |x| < 1$

78 $\frac{1}{6}(13)^{3/2}$

79 (a) Minimum $(1, 0)$, maximum $(\frac{2}{3}, \frac{1}{27})$,
inflection $(\frac{5}{6}, \frac{1}{54})$

(b) Minimum $(1, 43)$, maximum $(-5, 151)$,
inflection $(-2, 97)$

(c) Minimum at $x = -2$, inflection at $x = 1$

80 (a) Minimum $(-2, -\frac{1}{3})$, maximum $(2, -3)$, inflection
 $(-(4 - 3\sqrt{4})/(3\sqrt{4} - 1), 3(3\sqrt{4} + 1)/(3\sqrt{4} - 1))$

(b) Maximum $(4, 54, e^{-4})$

(c) Minimum $(0, 0)$, maximum $(2, 4e^{-2})$,
inflections $(2 \pm \sqrt{2}, (4 \pm 2\sqrt{2})e^{-2 \pm \sqrt{2}})$

(d) Minimum at $x = \frac{1}{3}$

81 $d = 10^3\sqrt{(2/\pi)}$, $h = 10^3\sqrt{(2/\pi)}$

82 $d = 8.0$ (1dp), $h = 9.9$

83 $(0, 0)$ minimum, $(1/\sqrt{e}, K/(2e))$ maximum.

(Note: $\frac{dv}{dx}$ not defined at $x = 0$ but $\frac{dv}{dx} \rightarrow 0$ as $x \rightarrow 0^+$)

84 $S = 8\pi a^2$

85 $b \in [80, 82.2]$

86 (a) $x = \frac{4}{3}$ (b) $x = 2$

87 Distribute wash water equally.

88 In year k a volume $(1 - \alpha)/(1 - \alpha^{11-k})$ of standing
timber should be felled, α growth factor

89 1.035, 0.92, 0.88

91 (a) $5.436 = 2e$, $8.155 = 3e$

(b) 5.440 ($h = 0.01$), error depends on h^2

(c) 8.00 ($h = 0.01$)

92 1.5432

94 Brian by $(6\sqrt{3} - 4\sqrt{6})$ s

97 -6

101
$$F = \begin{cases} 7W/8 - 4Wx/l & 0 < x < l/4 \\ -W/8 & l/4 < x < l \end{cases}$$

102 Depth h satisfies $1000\pi h^2(3 - 2h) = 6t$

103 (a) $\frac{1}{7}x^7 + c$

(c) $-\frac{1}{5}\cos 5x + c$

(e) $\frac{1}{3}\tan 3x + c$

(g) $-\frac{3}{x} + c$

(i) $\frac{1}{4}\sec 4x + c$

(b) $\frac{1}{3}e^{3x} + c$

(d) $\frac{1}{8}(2x + 1)^4 + c$

(f) $2 \ln |x| + c$

(h) $\frac{1}{2}\sin 2x + c$

(j) $\frac{1}{6}(4x - 1)^{3/2} + c$

104 (a) $\frac{9}{5}x^{5/3} + c$ (b) $\frac{2}{3}\sqrt{2x^{3/2}} + c$

(c) $\frac{1}{2}x^4 - \frac{2}{3}x^3 + \ln |x| - 2x + c$

(d) $2e^x + \frac{3}{2}\sin 2x + c$ (e) $\frac{1}{3}x^3 + 3e^x + \frac{1}{x} + c$

(f) $\frac{1}{8}(2x + 1)^4 + c$ (g) $-\frac{3}{8}(1 - 2x)^{4/3} + c$

(h) $\frac{8}{7}x^7 + \frac{12}{5}x^5 + 2x^3 + x + c$

(i) $\frac{4}{3}\sin(2x + 1) + c$ (j) $\frac{2^x}{\ln 2} + c$

105 (a) $\frac{4}{3}$ (b) $-\frac{1}{156}$

(c) $2^{7/2}/5 - \frac{9}{10}$ (d) 1 (e) $\frac{1}{3}\pi$

106 (a) $-\frac{1}{x} + c$ (b) $\frac{3}{2}(x + 1)^{2/3} + c$

(c) $2x^2 - 7x - \frac{1}{x} + c$ (d) $\sin x - \cos x + c$

(e) $\frac{1}{24} \ln \left| \frac{3 + 4x}{3 - 4x} \right| + c$ (f) $\sin^{-1}(x - 1) + c$

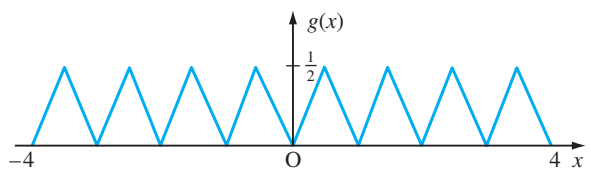
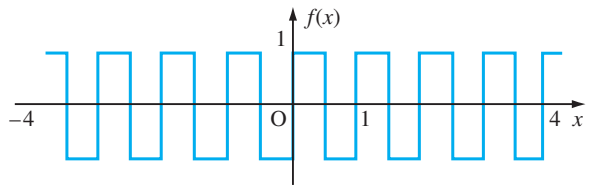
(g) $\frac{1}{3}\sin^{-1}3x + c$ (h) $\sin^{-1}\frac{1}{2}x + c$

(i) $\sin^{-1}\frac{(2x + 1)}{\sqrt{5}} + c$ (j) $\sin^{-1}(2x - 1) + c$

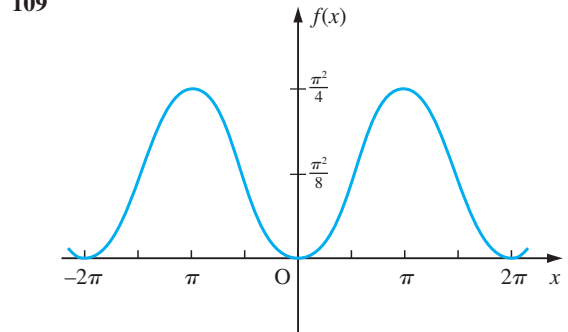
(k) $\sin^{-1}(x - 2)/3 + c$ (l) $\frac{1}{2}\tan^{-1}\frac{1}{2}(x + 3) + c$

107 (a) $\frac{5}{2}$ (b) $\frac{9}{2}$ (c) 3 (d) $\frac{3}{2}$ (e) $\frac{13}{2}$

108



109



- 110** (a) $-x \cos x + \sin x + c$
 (b) $\frac{1}{9}(3x - 1)e^{3x} + c$
 (c) $\frac{1}{16}x^4(4 \ln |x| - 1) + c$
 (d) $-\frac{1}{13}e^{-2x}(3 \cos 3x + 2 \sin 3x) + c$
 (e) $\frac{1}{2}[(x^2 + 1)\tan^{-1}x] - \frac{1}{2}x + c$
 (f) $\frac{1}{4}[(2x \sin 2x + \cos 2x) + c$
- 111** (a) $\pi - 2$ (b) $9 \ln 3 - \frac{26}{9}$ (c) $\frac{1}{3}(2e^3 + 1)$
- 112** (a) $\frac{1}{3}(1 + x^2)^{3/2} + c$ (b) $\frac{1}{3}\sin^4 x + c$
 (c) $-\frac{1}{2(1 + x^2)} + c$ (d) $\sqrt{(x^2 - 1)} + c$
 (e) $\ln|x^2 + 3x + 2| + c$
 (f) $\frac{1}{2x}(6 - 8 \sin^2 x + 3 \sin^4 x)\sin^4 x + c$
 (g) $\frac{1}{2}\left(\frac{x}{1 + x^2} + \tan^{-1}x\right) + c$ (h) $-\sqrt{(4 - x^2)} + c$
- 113** $a = \frac{3}{2}, b = -1$
 $\frac{3}{2}\ln(x^2 + 2x + 5) - \frac{1}{2}\tan^{-1}\frac{1}{2}(x + 1) + c$
- 114** (a) $\frac{1}{2}\ln(x^2 + 4x + 5) - \tan^{-1}(x + 2) + c$
 (b) $-2\sqrt{(5 + 4x - x^2)} + 7 \sin^{-1}[(x - 2)/3] + c$
 (c) $\frac{1}{2}x - \frac{1}{2}\ln|\sin x + \cos x| + c$
- 115** (a) $\frac{7}{6912}$ (b) $\frac{1}{18}\pi^2$ (c) $\ln 4$ (d) $2e(e - 1)$
- 116** (a) $x \sin^{-1}x + \sqrt{(1 - x^2)} + c$ (b) $x \ln|x| - x + c$
 (c) $x \cosh^{-1}x - \sqrt{(x^2 - 1)} + c$
 (d) $x \tan^{-1}x - \frac{1}{2}\ln(x^2 + 1) + c$
- 117** (a) $\frac{1}{5}[\ln|x + 1| + 4 \ln|x - 4|] + c$
 (b) $\ln|x - 2| - \frac{2}{(x - 2)} + c$
 (c) $\ln\left|\frac{x}{x + 1}\right| + c$ (d) $\ln|x + 1| + \frac{1}{x + 1} + c$
 (e) $\frac{1}{2}\ln\left|\frac{x - 1}{x + 1}\right| + c$ (f) $\ln\left|\frac{x - 1}{x}\right| + \frac{1}{x} + c$
 (g) $\frac{1}{2}\ln\left|\frac{x(x - 2)}{(x - 1)^2}\right| + c$ (h) $\frac{1}{3}\ln\left|\frac{1 + 2x}{1 - x}\right| + c$
 (i) $2x + \frac{2}{3}\ln|x - 1| - \frac{1}{3}\ln|x^2 + 2 + 1| + \frac{10}{3\sqrt{3}} \tan^{-1}\left(\frac{2x + 1}{\sqrt{3}}\right) + c$
 (j) $2 \ln|x| + \ln(x - 1) - \tan^{-1}x + c$
 (k) $\ln\left|\frac{x - 1}{x + 2}\right| + \frac{3}{x + 2} + c$
 (l) $-2 \ln|x - 1| + (\frac{1}{2} + \frac{3}{2}\sqrt{5})\ln|x - \frac{1}{2} - \frac{1}{2}\sqrt{5}| - (\frac{3}{2}\sqrt{5} - \frac{1}{2})\ln|x - \frac{1}{2} + \frac{1}{2}\sqrt{5}| + c$
- 119** (a) $\frac{1}{16}(4 \cos 2x - \cos 8x) + c$
 (b) $\frac{1}{24}(\sin 12x + 6 \sin 2x) + c$
- (c) $\frac{1}{2}x - \frac{1}{4}\sin 2x + c$ (d) $\frac{1}{2}x + \sin 2x + c$
 (e) $\frac{1}{2}x + \frac{1}{4}\sinh 2x + c$ (f) $\frac{1}{5}\cosh(5x + 1) + c$
- 120** (a) 0 (b) $\frac{1}{2}\pi$
- 121** (a) $\frac{1}{15}(3x^2 - 2)(1 + x^2)^{3/2} + c$
 (b) $-\sinh^{-1}\left(\frac{3}{x}\right) + c$
 (c) $2\sqrt{x} - 6 \ln(3 + \sqrt{x}) + c$
- 122** (a) $2\sqrt{(1 + x)} - 2 \ln[1 + \sqrt{(1 + x)}] + c$
 (b) $\frac{1}{15}\sin^3 x(5 - 3 \sin^2 x) + c$
 (c) $2 \sin\sqrt{x} - 2\sqrt{x} \cos\sqrt{x} + c$
- 123** (a) $\ln|\tan \frac{1}{2}x|$
 (b) $\ln\left|\frac{1 + \tan \frac{1}{2}x}{1 - \tan \frac{1}{2}x}\right| + c$
 (c) $\frac{1}{\sqrt{7}} \ln\left|\frac{4 - \sqrt{7} + 3 \tan \frac{1}{2}x}{4 + \sqrt{7} + 3 \tan \frac{1}{2}x}\right| + c$
 (d) $\frac{1}{13} \ln\left|\frac{2 + 3 \tan \frac{1}{2}x}{3 - 2 \tan \frac{1}{2}x}\right| + c$
- 126** (a) $2 \sin^{-1}\left(\frac{x - 1}{2}\right) + (x - 1)\sqrt{(3 + 2x - x^2)} + c$
 (b) $\cosh^{-1}\left(\frac{x - 3}{2}\right) + c$
 (c) $\sinh^{-1}\left(\frac{x - 2}{2}\right) + c$
 (d) $2\sqrt{(x^2 + 4x + 13)} + \sinh^{-1}\left(\frac{x + 2}{3}\right) + c$
 (e) $\frac{1}{6}(2x^2 - x - 9)\sqrt{(3 + 2x - x^2)} - 2 \sin^{-1}\left(\frac{x - 2}{2}\right) + c$
- 127** $\frac{197}{10}\pi$
- 128** $2 \int_0^{\pi/2} \sqrt{(1 + \cos^2 x)} dx, \frac{1}{2}\pi^2$
- 130** $\frac{54}{35}\pi, \frac{48}{5}\pi$
- 131** 41.8 Ω
- 132** (a) $\frac{2}{3}, (\frac{11}{8}, \frac{2}{5})$ (b) $\frac{8}{15}\pi, (\frac{21}{16}, 0)$
- 134** 20, $\frac{10}{3}, 130$
- 135** $(\frac{2}{5}, 1), (\frac{1}{2}, 0)$
- 137** 0.6109, 0.6463, 0.6549, 0.6569; 0.6577
- 138** 0.1526
- 139** 5.869 849

140 246 A h

141 76.09

142 1.1114 (4dp)

8.13 Review exercises

- 1 (a) $(2x + 1)e^{x^2+x}$ (b) $\frac{x^2(9-x)}{(3-x)^3}$
 (c) $5 \cos(5x - 1)$
 (d) $(\ln \tan x + 2x \operatorname{cosec} 2x)(\tan x)^x$
 (e) $\frac{1}{\sqrt{1-x^2}}$ (f) $-\frac{1}{2}(1+x)^{-3/2}$
 (g) $-\frac{1}{1+x^2}$ (h) $-\frac{(2x+1)}{(x-1)^2(x+2)^2}$
 (i) $3 \cos(3x + 1)$ (j) $x^2(1 + 3 \ln x)$
 (k) $\frac{x^2(9-x^2)}{(3-x^2)^2}$ (l) $-\operatorname{sech} 2x$
 (m) $\sqrt{\frac{1}{2}} \sinh \frac{1}{2}x$ (n) $2x \sin 2x + 2(x^2 + 1)\cos 2x$
 (o) $\frac{4-x}{(x+2)^3}$ (p) $\frac{e^{ix}}{2\sqrt{x}}$
 (q) $2 \operatorname{cosec} 2x$ (r) $\frac{(8-7x)(2x-1)^{1/2}}{(x+1)^6}$
 (s) $\sin x + x \cos x$ (t) $2xe^{x^2}$ (u) $2^x \ln 2$
 (v) $-\frac{1}{1+\sin x}$ (w) $-\frac{1}{x\sqrt{x^2-1}}$
 (x) $x^2(3 \cos 2x - 2x \sin 2x)$
 (y) $\frac{3x^2+1}{2\sqrt{x^3+x+3}}$ (z) $-\frac{e^{-x}(2+x)}{(1+x)^2}$
- 2 (a) $\frac{2}{9}x^{3/2}(3 \ln x - 2) + c$
 (b) $\ln(x^2 + 2x + 2) + \tan^{-1}(x + 1) + c$
 (c) $\ln \frac{9}{2}$ (d) $\frac{1}{2} + \frac{1}{4}\sqrt{\frac{1}{3}}\pi$
 (e) $\ln \left| \frac{(x-2)^2}{x-1} \right| + c$ (f) $\frac{1}{3}\tan^3 x - \tan x + x + c$
 (g) $\frac{1}{2} + \frac{2}{3}\sqrt{\frac{1}{3}}\pi$ (h) $\frac{1}{3}\sin^{-1}\frac{3}{2}x + c$
 (i) $\frac{2}{3}\sqrt{x^3-1} + c$
 (j) $\frac{1}{2}x^2 - x + 2 \ln|x+1| + c$
 (k) $\frac{1}{2}\tan^{-1}\frac{1}{2}(x+3) + c$
 (l) $2(2-x)\cos\sqrt{x} + 4\sqrt{x}\sin\sqrt{x} + c$
 (m) 1 (n) $\frac{1}{4}(\sinh 2 - 2)$
 (o) $-\frac{1}{30}(1-3x)^{10} + c$
 (p) $\frac{1}{2}\sin x - \frac{1}{10}\sin 5x + c$
 (q) $x(\ln 2x - 1) + c$ (r) $-e^{-x^2/2} + c$
 (s) $\frac{1}{2}\cosh^{-1}\frac{1}{3}x + c$
 (t) $7\pi/2$
 (u) $\frac{\pi}{8} - \frac{1}{4}\ln 2$
 (v) $-\frac{1}{15}(4-3x)^5 + c$
 (w) $\frac{1}{10}\sin 5x + \frac{1}{2}\sin x + c$
 (x) $x \sin^{-1}x + \sqrt{1-x^2} + c$
 (y) $-e^{-x}(x^2 + 2x + 2) + c$
 (z) $2\sqrt{\frac{1}{3}}\tan^{-1}[\sqrt{\frac{1}{3}}(2x+1)] + c$
- 3 $y = 12x - 8, y = \frac{1}{12}(49 - x)$
 4 $y = \frac{1}{5}(4x + 6), y = 1 - x, \frac{8}{9}\sqrt{2}$
 6 Maximum $(\frac{2}{3}, \frac{1}{27})$, minimum $(1, 0)$, inflection at $x = \frac{5}{6}$
 7 Maximum 10.55 when $\theta = 4.42$ and 1.28, minimum 1.45 when $\theta = 2.85$ and 5.99
 8 (a) $\frac{wL^4}{16EI}$ (b) $\frac{L}{2}(1 \pm \sqrt{\frac{1}{3}})$
 9 $L = 100$ m, $W = (200/\pi)$ m
 10 Local minimum $(0, 0)$, local maximum $(3, -3)$
 asymptotes $x = 2, x = 6, y = 1$
 11 0.4446 cf. 0.4425
 13 0.782 80, $\frac{1}{4}\pi$, error = $-0.002 60$
 15 (a) $\frac{1076}{15}$ (b) $\ln \frac{7}{6}$
 16 $-\frac{1}{4}\sec^4 t, -\frac{1}{4}\sec t \operatorname{cosec}^3 t$
 17 $-3, 18, 5\sqrt{10/9}$
 18 $\frac{8}{15}$
 19 $\frac{3}{4}\pi ab$
 20 $\frac{3}{2}\pi$
 22 $\frac{1}{2}(\sinh^{-1}2 + 2\sqrt{5})$
 23 $\frac{8}{15}$
 24 (a) $3\pi a^2$ (b) $4a$
 (c) cycloid has cusps at these values (d) $8a$
 25 (a) $\frac{13}{15} - \frac{1}{4}\pi$ (b) $\frac{5}{12} - \frac{1}{2}\ln 2$
 29 0.785, 0.626, 0.624; 2.62
 30 $\pi/2, \frac{1}{6}\pi(5^{3/2} - 1)$
 33 (a) $\frac{54}{35}\pi, \frac{48}{5}\pi$ (b) $(\frac{\sqrt{3}}{2} - \frac{\pi}{6}, \frac{5}{6}\pi - \frac{5}{2}\sqrt{3})$
 35 (a) 5.21×10^6 (b) 7.76×10^6
 38 (d) 1.910
 (i) 0.000, 0.191, 0.375, 0.541, 0.682, 0.798, 0.888, 0.953, 0.995, 1.008
 39 (a)

θ	0	0.23	0.33	0.42	0.49	0.57	0.65
x	1.0	0.9	0.8	0.7	0.6	0.5	0.4
y	0.00	0.21	0.27	0.31	0.32	0.32	0.30
θ	0.74	0.84	0.97	$\frac{1}{2}\pi$			
x	0.3	0.2	0.1	0.0			
y	0.27	0.22	0.15	0.00			

 (f) $0, \pi, \frac{1}{2}\pi, \cos^{-1}(\sqrt{5/7}), \cos^{-1}(-\sqrt{5/7})$
 (h) $(\frac{25}{49}, \pm 5\sqrt{10/49})$

CHAPTER 9

Exercises

- 1 (a) $1/4$ (b) $1/2$ (c) $1/4$ (d) 1
 (e) $2/3$ (f) $-4/3$ (g) 2 (h) $3/2$
 (i) $\pi/4$
- 2 (b) is convergent, 0.860334
- 3 $|f'(x)| > 1$ near $x = \alpha$
- 4 1.618034
- 5 $x_{n+1} = x_n - \frac{1}{10}(x_n^3 - 2x - 1)$
- 6 (a) $f'(x) < 1$ ($x < 1$) (b) $f'(x) > 1$ ($x > 1$)
- 7 1.5, 1.49, 1.48, 1.48, 1.47, 1.47, 1.46, 1.46, 1.45, 1.45;
 $\sqrt{2} = 1.41$
- 8 $e(1 - \frac{1}{2}x^2 + \frac{1}{6}x^4 - \frac{31}{720}x^6 + \dots)$
- 9 $1 + 2x + \frac{1}{2}x^2 + \frac{1}{6}x^3 + \dots = x + e^x$
- 10 $y_3 = 1 + 2x + \frac{1}{2}x^2 + \frac{1}{6}x^3 - \frac{1}{24}x^4$
 $y_4 = 1 + 2x + \frac{1}{2}x^2 + \frac{1}{6}x^3 + \frac{1}{24}x^4 - \frac{1}{120}x^5$
- 11 $x - \frac{1}{3}x^3 + \frac{1}{5}x^5 - \frac{1}{7}x^7 + \dots$ ($-1 \leq x \leq 1$)
- 12 $x + \frac{1}{3}x^3 + \frac{2}{15}x^5 + \frac{17}{315}x^7 + \dots$
 $\ln \cos x = -\left\{\frac{1}{6}x^2 + \frac{1}{12}x^4 + \frac{1}{45}x^6 + \frac{17}{2520}x^8 + \dots\right\}$
- 18 $l > 18$
- 19 (a) $\frac{3}{4}$ (b) $\frac{1}{4}$ (c) $-\frac{3}{2}$ (d) -1 (e) $-\frac{1}{3}$ (f) -1
- 20 $b_0 = 82.82, b_1 = -\frac{5}{24}, b_2 = -0.0018$
- 21 $X = \ln 4 \approx 1.386$
- 22 0.0006
- 23 1.17520121
- 24 (a) 1st order (b) 2nd order (c) 3rd order
- 25 -0.1038
- 26 2.732051, 4.872977
- 27 0.57636888
- 28 $n = 2, 0.0203$
- 29 (a) 0.643283 (b) 0.6875
- 30 0.4627, $h = \frac{1}{256}$
- 32 $(1, 2t, 3t^2), (0, 2, 6t)$
- 33 $\frac{dr}{dt} = (1 + 2t^2)\hat{T}(t)$, where
 $\hat{T}(t) = \frac{1}{1 + 2t^2}\mathbf{i} + \frac{2t}{1 + 2t^2}\mathbf{j} + \frac{2t^2}{1 + 2t^2}\mathbf{k}$
- 37 2, 3
- 38 $\cos y, -x \sin y$
- 39 (a) $3x^2y + 4x + y, x^3 + 18y + x$
 (b) $3(x + y^2)^2, 6y(x + y^2)^2$
 (c) $\frac{3x + y}{(3x^2 + y^2 + 2xy)^{1/2}}, \frac{y + x}{(3x^2 + y^2 + 2xy)^{1/2}}$
- 40 (a) $e^{xy}(y \cos x - \sin x), e^{xy}x \cos x$
 (b) $\frac{y^2 - x^2}{(x^2 + y^2)^2}, -\frac{2xy}{(x^2 + y^2)^2}$
 (c) $\frac{-x^2 - 2xy + 2y^2 + 6}{(x^2 + 2y^2 + 6)^2}, \frac{x^2 - 4xy - 2y^2 + 6}{(x^2 + 2y^2 + 6)^2}$
- 41 (a) $-x/z, -y/z$ (b) $\frac{1 - yz}{xy - 1}, \frac{1 + xz}{1 - xy}$
- 43 (a) $2xy + 3yz - 4z^3xy, x^2 + 3xz - 2x^2z^3,$
 $3yx - 6z^2x^2y$
 (b) $-ye^{2z} \sin xy, -xe^{2z} \sin xy, 2e^{2z} \cos xy$
- 46 $-1 + \frac{1}{2}\sqrt{3}, -\tan^{-1}2$
- 47 $2 \tan^{-1}(r \tan \theta) + \frac{2r \tan \theta + \pi r^2 \sec^2 \theta}{1 + r^2 \tan^2 \theta}$
- 48 $2se^x \cos y - 2te^x \sin y$
 $-2te^x \cos y - 2se^x \sin y$
- 49 (a) $\frac{2t^3 + 3t - 1}{\sqrt{(t^4 + 3t^2 - 2t + 1)}}$
 (b) $4xt(x^2 - 2t^2)/(2x + 3t)$
- 53 (a) 10.5 (b) $19\sqrt{\frac{1}{34}}$
- 54 $\frac{19}{5}\pi \text{ cm s}^{-1}$
- 55 $\sqrt{(1 + 4t^2 + 9t^4)}$
- 56 $-6e^{-2s} + 2e^{-s-t}, -6e^{-2t} + 2e^{-s-t}$
- 57 $f_{xx} = y(2 + xy)e^{xy}, f_{yy} = x^3e^{xy}, f_{xy} = f_{yx} = x(2 + xy)e^{xy}$
- 58 $f_{xx} = f_{xy} = f_{yy} = f_{yx} = 0, f_{xz} = -3 \sin 3z, f_{yz} = -6 \sin 3z$
 $f_{zz} = -9(x + 2y) \cos 3z, f_{zx} = -3 \sin 3z, f_{zy} = -6 \sin 3z$
- 60 -3
- 66 $a = 3, b = \frac{3}{2}$
- 68 0.018702, 0.02
- 69 $0.02965 \text{ m}^3, 0.0295 \text{ m}^3$
- 70 $173 \pm 4 \text{ m}$
- 71 $-\frac{2}{3}$
- 72 3%
- 74 0.5%
- 75 35% increase

- 76 (a) $xy^2 + x^2y + x + c$
 (b) $x^2y^2 + y \sin 3x + c$
 (c) Not exact
 (d) $z^3x - 3xy + 4y^3$
- 77 $-1, y \sin x - x \cos y + \frac{1}{2}(y^2 - 1)$
- 78 $m = 2$
 $8x^5 + 36x^4y + 62x^3y^2 + 63x^2y^3 + 54xy^4 + 27y^5 + c$
- 79 (a) (0, 0), maximum; (10, 0), saddle
 (b) (0, 0), maximum (c) (-1, 3), saddle
 (d) $(-1, \frac{3}{2})$, saddle; $(1, \frac{3}{2})$, minimum
 (e) (0, -1), saddle; (0, 3), saddle; (-1, 1), maximum
 (f) Minimum at $(\frac{1}{2}, \frac{1}{3})$; degenerate and stationary sets $x = 0$ and $y = 0$
 (g) (1, 1), minimum
- 81 Maximum at (0, 0); saddle at $(\frac{1}{3}, \frac{1}{3})$
- 82 $N = 2000, n = 2000, P = 250$
- 83 Minimum at $(\frac{2}{3}, \frac{4}{3})$
- 84 $a = \frac{20(\pi^2 - 16)}{\pi^5}, b = \frac{12(20 - \pi^2)}{\pi^4}$
- 85 $x = 2, y = 2$
- 86 Minimum $T = -\frac{1}{4}$ at $(\frac{1}{2}, 0)$
 maximum $T = \frac{9}{4}$ at $(-\frac{1}{2}, \pm\frac{1}{2}\sqrt{3})$
- 87 $x = \frac{200}{3}, \theta = \frac{1}{3}\pi$
- 88 $(\frac{2}{3}, \frac{4}{3})$
- 89 $(\frac{1}{3}, \frac{1}{2}, \frac{1}{6})$
- 90 1, 2
- 91 $(-\frac{1}{3}, -\frac{2}{3}, -\frac{2}{3})$
- 92 $(-\frac{41}{4}, \frac{7}{4})$
- 93 $\frac{285}{92}$
- 9.10 Review exercises**
- 1 0.2575
- 4 $\frac{1}{2}$
- 5 $\frac{1}{8}(\sin 2k - 2k \cos 2k)$
- 6 2.09
- 7 (a) For these series see Section 6.3.5.
- 8 $\pi/2$
- 9 (a) $\frac{1}{2}$ (b) $\pi/4$ (c) $\frac{1}{16}$ (d) $\frac{1}{4}$ (e) $\frac{2}{5}$ (f) $\frac{2}{3}$
- 10 (a) $6, x = 0$ (b) $3, x = \frac{3}{2}$ (c) $-1, x = 0$
- 11 8.155 299, 8.154 959, 8.154 845
- 12 $4 \text{ m s}^{-1}, 4 \text{ m s}^{-2}$
- 13 $(\frac{1}{2}t^2 + \frac{1}{6}t^3 + t)\mathbf{i} + (\frac{1}{12}t^4 - t)\mathbf{j} + t^2\mathbf{k}$
- 16 -0.21, 0.01
- 17 0.61%
- 18 -0.2%
- 19 -3.33%
- 20 (b) $2u$
- 22 (a) 2
- 25 $f''(z)/(4t\sqrt{t})$
- 27 $-y/(x^2 + y^2) + \text{const}$
- 28 Maximum at (0, 0), saddle points at (3, 3), (-3, -3), (1, -1), (-1, 1)
- 29 Minimum at (0, 0), saddle at $(\frac{1}{2}, \frac{3}{2})$
- 30 $x = (\frac{2}{3})^{2/3}, y = (\frac{2}{3})^{2/3}, z = 2^{2/3} \cdot 3^{-1/6}$
- 31 Saddle at (0, 0) and (0, 4), maximum at (2, 2), minimum at (-2, 2)
- 32 $x = 0, y = \pm 3$ (max); $y = 0, x = \pm 3$ (min)
- 33 $7.4163/a$
- 35 $y = -x \cot \frac{x}{c}$
- CHAPTER 10**
- Exercises**
- 1 (a) First-order, dependent variable x , independent variable t , linear, homogeneous, ordinary differential equation
 (b) Second-order, dependent variable x , independent variable t , linear, homogeneous, ordinary differential equation
 (c) First-order, dependent variable x , independent variable t , nonlinear, ordinary differential equation
 (d) First-order, dependent variable x , independent variable t , linear, nonhomogeneous, ordinary differential equation
 (e) Second-order, dependent variable x , independent variable t , linear, nonhomogeneous, ordinary differential equation
- 2 (a) Second-order nonlinear ordinary differential equation, dependent variable p , independent variable z

- (b) Second-order linear nonhomogeneous ordinary differential equation, dependent variable s , independent variable t
- (c) Third-order nonlinear ordinary differential equation, dependent variable p , independent variable y
- (d) First-order linear nonhomogeneous ordinary differential equation, dependent variable r , independent variable z
- (e) First-order linear homogeneous ordinary differential equation, dependent variable x , independent variable t
- (f) First-order linear nonhomogeneous ordinary differential equation, dependent variable x , independent variable t
- (g) Third-order nonlinear ordinary differential equation, dependent variable p , independent variable q
- (h) Second-order nonlinear ordinary differential equation, dependent variable x , independent variable y
- (i) First-order linear homogeneous ordinary differential equation, dependent variable y , independent variable z
- 3 (a) $x(t) = \frac{4}{3}t^3 + C$ (b) $x(t) = \frac{1}{20}t^5 - \frac{1}{3}t^3 + Ct + D$
 (c) $x(t) = \frac{1}{16}e^{4t} + Ct + D$ (d) $x(t) = Ae^{-6t}$
 (e) $x(t) = \ln t + \frac{1}{125}\cos 5t + Ct^2 + Dt + E$
 (f) $x(t) = Ae^{2/2t} + Be^{-2/2t}$
- 4 (a) $x(t) = \frac{2}{3}t^3 + Ct + 2$ (b) $x(t) = -\frac{1}{4}\sin 2t - \frac{t}{\pi} + \frac{5}{2}$
 (c) $x(t) = 4t + D$ (d) $x(t) = 2 - t^2$
 (e) $x(t) = \frac{1}{2}e^{-2t} + Ct + a - \frac{1}{2}$ (f) $x(t) = C - \cos 2t$
 (g) $x(t) = e^{2t}$ (h) $x(t) = \frac{e}{e^2 - 1}(e^t - e^{-t})$
- 5 (a) Under-determined
 (b) Fully determined, boundary-value problem
 (c) Fully determined, initial-value problem
 (d) Under-determined
 (e) Fully determined, boundary-value problem
 (f) Fully determined, initial-value problem
 (g) Under-determined
 (h) Under-determined
 (i) Fully determined, boundary-value problem
 (j) Fully determined, initial-value problem
 (k) Fully determined, boundary-value problem
 (l) Fully determined, initial-value problem
- 6 $y(x) = \frac{1}{24EI}[w(a-x)^4 - 4R(a-x)^3 + 4a^2(aw - 3R)x - a^3(aw - 4R)]$
 At A the boundary condition is $y(a) = 0$ so $R = 3aw/8$
 Maximum displacement is $y = 0.00542 wa^4/EI$
- 11 (a) $x(t) = Ce^{kt}$ (b) $x(t) = Ce^{2t}$
 (c) $x(t) = Ct^b$ (d) $x(t) = (2a \ln t + C)^{1/2}$
- 12 (a) $x(t) = (67 - 3 \cos t)^{1/3}$ (b) $x(t) = \left(\frac{163}{2} - \frac{2}{t}\right)^{1/2}$
- 13 (a) $x(t) = (t^{1/2} + C)^2$ (b) $x(t) = \cos^{-1}(Ce^{\cos t - t})$
 (c) $x(t) = C \exp(\frac{1}{2}e^{t^2})$ (d) $x(t) = (3e^t + C)^{1/3}$
 (e) $x(t) = (1 - Ce^{at})^{-1}$ (f) $x(t) = (C - 2 \cos t)^{1/2}$
- 14 (a) $x(t) = -2 \pm (\frac{2}{3}t^3 + 2t)^{1/2}$
 (b) $x(t) = \frac{4(t-1)}{4-t}$ (c) $x(t) = \frac{3 + e^{2 \sin t}}{3 - e^{2 \sin t}}$
 (d) $x(t) = -\ln(1 + e^{-a} - e^t)$
 (e) $x(t) = [12(t \ln t - t + 1)]^{1/3}$
- 15 $K = 2/75, x(10) = 20/7, x(50) = 100/23, x \rightarrow 5$ as $t \rightarrow \infty$
- 16 $t = \sqrt{(m/Kg)\tanh^{-1}\frac{1}{2}}$
- 17 $A(t) = \frac{1}{\alpha}[1 - (1 + 6\alpha Kt)^{-1/6}]$
- 18 (a) $x(t) = \pm t\sqrt{2 \ln(Ct)}$ (b) $x(t) = t(\ln Ct^3)^{1/3}$
 (c) $x(t) = \frac{-t}{\ln Ct}$
- 19 $x(t) = \pm t(4 \ln t + 256)^{1/4}$
- 20 (a) $x(t) = \frac{t}{\sqrt{3}}\left(\frac{C}{t^3} - 1\right)^{1/2}$ (b) $x(t) = t \cot^{-1}(\ln(1/Ct))$
 (c) $x(t) = \frac{t}{2}\left[1 \pm \left(\frac{C}{t} - 11\right)^{1/2}\right]$ (d) $x(t) = t \sin^{-1}Ct$
 (e) $x(t) = t \pm (2t^2 + D)^{1/2}$ (f) $x(t) = -t \ln(-\ln Ct)$
- 21 (a) $x(t) = \frac{2t}{\sqrt{(2-t^4)}}$ (b) $x(t) = \pm \frac{1}{4}(9t^2 - 32)^{1/2}$
 (c) $x(t) = t \ln(\ln \frac{1}{2}t + e^2)$ (d) $x(t) = \pm t[\ln(\ln t^2 + e^4)]^{1/2}$
 (e) $x(t) = \frac{4t^2}{5-4t}$
- 22 (a) $x(t) = t + 3 \pm (2t + C)^{1/2}$
 (b) $x(t) = \frac{1}{2}[\pm(2t + C)^{1/2} - t - 1]$
 (c) $x(t) = \frac{1}{2}[\pm(2t + C)^{1/2} - t]$
 (d) $x(t) = t - 1 \pm (2t + C)^{1/2}$
 (e) $x(t) = Ae^t - 2t - 4$
 (f) $x(t) = \frac{1}{2}t - 2 + Ae^t$ (g) $x(t) = -\frac{1}{t+C} - 2t$
- 23 (a) $x(t) = \pm\sqrt{(C-t^2)}$ (b) $x(t) = \pm\sqrt{(C+t^2)}$
 (c) $x(t) = -t \pm \sqrt{(C+2t^2)}$ (d) $x(t) = t^2 \pm \sqrt{(C+t^4)}$
 (e) $\frac{1}{2}x^2 - xt + \frac{1}{2}t^2 - t = C$ (f) $x^2 + xt + t^2 = C$
- 24 (a) $x(t) = 1 \pm \sqrt{(1-2t-t^2)}$
 (b) $x(t) = \frac{1}{2}[-t \pm \sqrt{(3t^2+4)}]$

- (c) $x(t) = \frac{2}{t^2}(1 \pm (1 - t^2)^{1/2})$ (d) $x(t) = \frac{2-t}{\cos t}$
- 25** (a) Not exact (b) Not exact
 (c) $x \sin(x+t) = C$ (d) Not exact
 (e) $x + e^{xt} = C$ (f) $(x + \sqrt{t})^2 = C$
 (g) Not exact (h) $t \ln(x+t) = C$
- 26** (a) $x(t) = \sin^{-1}(1-t) - t$
 (b) $x(t) = [\frac{1}{2}(15-t)]^{2/3} - 2t$
 (c) $x(t) = \pm[t^2 \pm (1-4t)^{1/2}]^{1/2}$
 (d) $x(t) = 4 \exp\left(\frac{1}{2} - \frac{1}{t}\right) - t$
- 27** Must have $b = e$; then $ax^2 + 2bxt + ft^2 + C = 0$
- 28** Must have $h(t) = dg/dt$; then $x = -C/g(t)$
- 29** Must have $k = -1$; then $x \ln(x+t) + C = 0$
- 30** Must have $k = 2$; then $x = [\sin^{-1}(C/t^3)]/t$
- 31** (a) $x(t) = \frac{2}{3} + Ce^{-3t}$
 (b) $x(t) = -\frac{1}{4}t - \frac{1}{16} + Ce^{4t}$
 (c) $x(t) = -\frac{1}{2}e^{-4t} + Ce^{-2t}$
 (d) $x(t) = Ce^{-t/2} - 2$
- 32** (a) $x(t) = -\frac{3}{2} + \frac{7}{2}e^{2t}$
 (b) $x(t) = \frac{1}{3}t - \frac{1}{9} + \frac{10}{9}e^{-3t}$
 (c) $x(t) = \frac{1}{2}t^3 - 3t \ln t - \frac{3}{2}t$
- 33** (a) $x(t) = Ce^t - 2t^2 - 5t - 5$
 (b) $x(t) = -\frac{1}{4}t^2 - \frac{1}{8} + Ce^{2t^2}$
 (c) $x(t) = \left(1 - \frac{2}{t^2}\right) \sin t + \frac{2}{t} \cos t + \frac{C}{t^2}$
 (d) $x(t) = \left(\frac{1}{t} - \frac{3}{t^2} + \frac{6}{t^3} - \frac{6}{t^4}\right) e^t + \frac{C}{t^4}$
 (e) $x(t) = \frac{1}{2} \sin 2t \ln(\tan \frac{1}{2}t) + C \sin 2t$
 (f) $x(t) = \frac{1}{3}t^2 + Ce^{-2t^3}$ (g) $x(t) = Ce^{-1/t} - 4$
- 34** (a) $x(t) = \frac{1}{2}(1 - e^{2t^2})$ (b) $x(t) = 2e^{t-1}t^{-t}$
 (c) $x(t) = \frac{1}{5}t - \frac{1}{25} + \frac{1}{3}e^{-2t} + \frac{18 - 25e^2}{75e^5}e^{-5t}$
 (d) $x(t) = 1 + e^{1/t-1/2}$
 (e) $x(t) = \frac{1}{2} + t^2 + \left(1 - \frac{2}{t} + \frac{2}{t^2}\right) e^t - \frac{1}{t^2}(\frac{3}{2} + e)$
 (f) $x(t) = U(1 + e^{1+\cos t})$
- 35** $T(t) = T_{in} + Ce^{-AU\alpha t/V}$
- 36** $Q(t) = \frac{2\alpha\rho gh(1 - e^{-pt})}{(2 + 2\alpha\beta + \alpha\gamma_0)} + \frac{\alpha\rho ghe^{-pt}}{(1 + \alpha\beta + \alpha\gamma_0)}$
 where $p = \frac{(2 + 2\alpha\beta + \alpha\gamma_0)A}{2\alpha\rho d}$
- 37** (a) $x(t) = \frac{1}{2t} \sqrt[3]{(6t^4 + C)}$
 (b) $x(t) = \frac{4}{1 + 2t + Ce^{2t}}$
 (c) $x(t) = \pm\sqrt{(Ce^{2t} - 2e^t)}$
 (d) $x(t) = \frac{1}{t(1 + Ct)}$
- 38** (a) $x(t) = \frac{1}{t\sqrt{(3 - 2t)}}$
 (b) $x(t) = \frac{6}{\sqrt{(12 - 11e^{6t})}}$
 (c) $x(t) = \sqrt[3]{\left(\frac{10}{3 \cos(t) + 9 \sin(t) - 13e^{3t}}\right)}$
 (d) $x(t) = -\frac{1}{2}\sqrt[3]{(5t^9 + 3t)}$
- 39** $X(0.3) = 1.269\ 000$
- 40** $X(0.25) = 2.050\ 439$
- 41** $X(1) = 1.2029$
- 42** $X(0.5) = 2.1250$
- 43** $X_a(2) = 2.811\ 489$, $X_b(2) = 2.819\ 944$
- 44** $X_a(2) = 1.573\ 065$, $X_b(2) = 1.558\ 541$
- 45** $X_a(1.5) = 2.241\ 257$, $X_b(1.5) = 2.206\ 232$
- 46** (a) $L = \frac{d}{dt} + t^2$ (b) $L = \frac{d}{dt} - 6t^2$
 (c) $L = \frac{d}{dt} - k$
- 47** (a) independent (b) dependent
- 48** (a) $k_1 = 2, k_2 = -2, k_3 = -1$
 (b) $k_1 = 1, k_2 = -1, k_3 = -1, k_4 = 1$
- 49** (a) $L = \frac{d}{dt} - f(t)$ (b) $L = \frac{d^3}{dt^3} + \sin t \frac{d^2}{dt^2} + 4t^2$
 (c) $L = \frac{d^2}{dt^2} + \sin t \frac{d}{dt} - t - \cos t$
 (d) $L = \sin t \frac{d}{dt} - \frac{\cos t}{t}$ (e) $L = \frac{d}{dt} - \frac{b}{t}$
 (f) $L = \frac{d}{dt} - te^{t^2}$ (g) $L = t^2 \frac{d^2}{dt^2} + (2t - t^2) \frac{d}{dt} - t$
 (h) $L = t \frac{d^2}{dt^2} + 3 \frac{d}{dt} - t$
- 50** (a) dependent (b) independent
 (c) independent (d) independent
 (e) dependent (f) dependent
 (g) independent (h) dependent

- (i) dependent (j) independent
(k) independent
- 51 (a) 2, -1, 1, 1 (b) -3, 3, 2, 1
(c) 0, 2, -1 (d) 1, -1, 0, 1
(e) 0, -1, 0, 1, 6
- 52 (a) $x(t) = A + Bt + Ct^2 + Dt^3$
(b) $x(t) = Ae^{pt} + Be^{-pt}$
(c) $x(t) = A \cos pt + B \sin pt + C \cosh pt + D \sinh pt$
(d) $x(t) = A + Be^{-2t}$
(e) $x(t) = A + B \cos 2t + C \sin 2t$
(f) $x(t) = Ae^{-t} + Bte^{-t}$
(g) $x(t) = Ae^t + Bte^t + Ce^{-t}$
- 53 LM = $\frac{1}{t} \frac{d^3}{dt^3} - \left(\frac{2}{t^2} + 4 + e^t \right) \frac{d^2}{dt^2}$
+ $\left(\frac{2}{t^3} + \frac{4}{t} + 6t + (4t - 2)e^t \right) \frac{d}{dt}$
+ $(4t - 6t^2 - 1)e^t$
ML = $\frac{1}{t} \frac{d^3}{dt^3} - (e^t + 4) \frac{d^2}{dt^2} + \left(6t - \frac{4}{t} + 4te^t \right) \frac{d}{dt}$
- $6t^2e^t + 12$
- 54 LM = $f_1 f_2 \frac{d^2}{dt^2} + \left(f_1 \frac{df_2}{dt} + f_1 g_2 + f_2 g_1 \right) \frac{d}{dt}$
+ $f_1 \frac{dg_2}{dt} + g_1 g_2$
ML = $f_1 f_2 \frac{d^2}{dt^2} + \left(f_2 \frac{df_1}{dt} + f_1 g_2 + f_2 g_1 \right) \frac{d}{dt}$
+ $f_2 \frac{dg_1}{dt} + g_1 g_2$
- 55 (a) $x(t) = Ae^t + Be^{3t/2}$
(b) $x(t) = e^{-t}(A \cos 2t + B \sin 2t)$
(c) $x(t) = Ae^t + Be^{-4t}$
(d) $x(t) = e^{2t}(A \cos 3t + B \sin 3t)$
- 56 (a) $x(t) = \frac{1}{7}(3e^t - 10e^{-2t/5})$
(b) $x(t) = e^{3t}(2 \cos t - 6 \sin t)$
(c) $x(t) = \frac{1}{2}(e^{3t} - e^t)$
- 57 (a) $x(t) = e^{t/4}[A \cos(\frac{1}{4}\sqrt{27}t) + B \sin(\frac{1}{4}\sqrt{27}t)]$
(b) $x(t) = Ae^{(\sqrt{13}-3)t} + Be^{-(\sqrt{13}+3)t}$
(c) $x(t) = e^{-t/2}[A \cos(\frac{1}{2}\sqrt{3}t) + B \sin(\frac{1}{2}\sqrt{3}t)]$
(d) $x(t) = Ae^{4t} + Bte^{4t}$ (e) $Ae^t + Be^{2t/3} + Ce^{-2t/3}$
(f) $x(t) = Ae^{-t} + e^t[B \cos(2\sqrt{2}t) + C \sin(2\sqrt{2}t)]$
(g) $x(t) = A + e^t[B \cos(\sqrt{2}t) + C \sin(\sqrt{2}t)]$
- 58 $x(t) = e^t(A \cos t + B \sin t + C \cos 2t + D \sin 2t)$
- 59 (a) $x(t) = e^{t/2}[\cos(\frac{1}{2}\sqrt{5}t) - \frac{1}{5}\sin(\frac{1}{2}\sqrt{5}t)]$
(b) $x(t) = 2(t-1)e^{2(t-1)}$
(c) $x(t) = e^{-5t/2}[\cos(\frac{1}{2}\sqrt{7}t) + \frac{1}{\sqrt{7}}\sin(\frac{1}{2}\sqrt{7}t)]$
(d) $x(t) = \frac{1}{6}(7t + 33)e^{-(t+3)/3}$
- (e) $x(t) = \frac{7}{2}e^t - 4e^{2t} + \frac{3}{2}e^{3t}$
(f) $x(t) = (2 - 5t + 4t^2)e^{-2(t-1)}$
- 60 $x(t) = e^{t/2}[A \cos(\frac{1}{2}\sqrt{3}t) + B \sin(\frac{1}{2}\sqrt{3}t) + Ct \cos(\frac{1}{2}\sqrt{3}t) + Dt \sin(\frac{1}{2}\sqrt{3}t)]$
- 61 $x(t) = Ae^{4t} + Be^{-t} + Cte^{-t} + Dt^2e^{-t}$
- 62 (a) $x(t) = \frac{2}{9} - \frac{1}{3}t + Ae^{-t} + Be^{3t}$
(b) $x(t) = -\frac{1}{5}t^2 + \frac{14}{25}t - \frac{38}{125} + Ae^{(1+\sqrt{6})t} + Be^{(1-\sqrt{6})t}$
(c) $x(t) = -5e^t + Ae^{(5+1)t/2} + Be^{-(5-1)t/2}$
- 63 (a) $x(t) = -\frac{1}{8} \cos 4t + \frac{1}{24} \sin 4t + e^{3t/2}[A \cos(\frac{1}{2}\sqrt{7}t) + B \sin(\frac{1}{2}\sqrt{7}t)]$
(b) $x(t) = \frac{1}{121}e^{-3t} + Ae^{2t/3} + Bte^{2t/3}$
(c) $x(t) = -\frac{105}{289} \cos 2t + \frac{56}{289} \sin 2t + Ae^{-(1+\frac{3}{2})t} + Be^{-(1-\frac{3}{2})t}$
(d) $x(t) = \frac{5}{4}t - \frac{33}{16} + e^{-t/2}[A \cos(\frac{1}{2}\sqrt{15}t) + B \sin(\frac{1}{2}\sqrt{15}t)]$
(e) $x(t) = t - 2 + Ae^{-t/4} + Bte^{-t/4}$
(f) $x(t) = -\frac{72}{625} \cos 3t - \frac{21}{625} \sin 3t + Ae^{4t} + Bte^{4t}$
(g) $x(t) = \frac{1}{52}e^{-5t} + e^{2t}[A \cos(\sqrt{3}t) + B \sin(\sqrt{3}t)]$
(h) $x(t) = -t^2 - 6t - 24 + \frac{1}{5}e^{-2t} + Ae^{(\sqrt{7}/3-1)t/2} + Be^{-(\sqrt{7}/3+1)t/2}$
(i) $x(t) = -\frac{5}{4}te^{-3t} - \frac{4}{65} \cos 2t - \frac{7}{65} \sin 2t + Ae^t + Be^{-3t}$
(j) $x(t) = \frac{1}{16} - \frac{1}{4}t \cos 4t + A \cos 4t + B \sin 4t$
(k) $x(t) = -\frac{7}{4}t - \frac{3}{4}te^{4t} + A + Be^{4t}$
- 64 (a) $x(t) = \frac{17}{1460} \cos 2t + \frac{21}{1460} \sin 2t + Ae^t + Be^{-2t} + Ce^{(2+\sqrt{3})t} + De^{(2-\sqrt{3})t}$
(b) $x(t) = -\frac{1}{12}e^{2t} - \frac{1}{39}te^{-2t} + Ae^t + Be^{-2t} + Ce^{(2+\sqrt{3})t} + De^{(2-\sqrt{3})t}$
(c) $x(t) = -\frac{1}{2}t^2 - \frac{9}{2}t - \frac{69}{4} - \frac{1}{12}e^{-t} + Ae^t + Be^{-2t} + Ce^{(2+\sqrt{3})t} + De^{(2-\sqrt{3})t}$
- 65 (a) $x(t) = \frac{1}{125} \cos t + \frac{11}{250} \sin t - \frac{1}{27}(t+1) + (A + Bt + Ct^2)e^{3t}$
(b) $x(t) = -\frac{1}{8}e^t + (A + Bt + Ct^2)e^{3t}$
(c) $x(t) = \frac{1}{6}t^3e^{3t} - \frac{1}{27}(t+1) + (A + Bt + Ct^2)e^{3t}$
- 66 (a) $\omega = 3, \zeta = 1$ (b) $\omega = \sqrt{7}, \zeta = 2\sqrt{\frac{1}{7}}$
- 67 (a) $a = 1, B = 4$ (b) $p = 1.4, q = 0.25$
(c) $\beta = 2.2, \gamma = 1.21$
- 68 (a) $\omega = 4p, \zeta = \frac{a}{4p}$ (b) $\omega = \frac{1}{\sqrt{2\alpha}}, \zeta = 7\sqrt{(\frac{1}{2}\alpha)}$
(c) $\omega = 1.78, \zeta = 0.12$ (d) $\omega = 5\eta, \zeta = 4$
(e) $\omega = 0.51, \zeta = 2.48$
- 69 (a) $\alpha = \pi, \beta = \pi^2$ (b) $a = 0.4\pi, b = 4\pi^2$
(c) $q = 8, r = 4$ (d) $a = \frac{7}{2\pi^2}, b = \frac{28}{\pi}$

70 $\Omega_{\max} = \omega\sqrt{1 - 2\xi^2}$, only exists if $\xi^2 < \frac{1}{2}$

$$A(\Omega_{\max}) = \frac{1}{2\xi\omega^2\sqrt{1 - \xi^2}}$$

71 2.52 m s^{-1} (approximately 5 knots)

72 $\mu > 621 \text{ N m}^{-1} \text{ s}$

73 $73 \text{ pF} > C > 7 \text{ pF}$

74 (a) $\frac{dx}{dt} = v$, $x(0) = 1$
 $\frac{dv}{dt} = 4xt - 6(x^2 - t)v$, $v(0) = 2$

(b) $\frac{dx}{dt} = v$, $x(0) = 0$
 $\frac{dv}{dt} = \sin v - 4x$, $v(0) = 0$

75 $X(0.3) = 0.29990$

76 (a) $\frac{dx}{dt} = v$, $x(1) = 2$
 $\frac{dv}{dt} = -4\sqrt{x^2 - t^2}$, $v(1) = 0.5$

(b) $\frac{dx}{dt} = v$, $x(0) = 1$
 $\frac{dv}{dt} = w$, $v(0) = 2$
 $\frac{dw}{dt} = e^{2t} + x^2t - 6e^t v - tw$, $w(0) = 0$

(c) $\frac{dx}{dt} = v$, $x(1) = 1$
 $\frac{dv}{dt} = w$, $v(1) = 0$
 $\frac{dw}{dt} = \sin t - x^2 - tw$, $w(1) = -2$

(d) $\frac{dx}{dt} = v$, $x(2) = 0$
 $\frac{dv}{dt} = w$, $v(2) = 0$
 $\frac{dw}{dt} = (x^2t^2 + tw)^2$, $w(2) = 2$

(e) $\frac{dx}{dt} = v$, $x(0) = 0$
 $\frac{dv}{dt} = w$, $v(0) = 0$
 $\frac{dw}{dt} = u$, $w(0) = 4$
 $\frac{du}{dt} = \ln t - x^2 - xw$, $u(0) = -3$

(f) $\frac{dx}{dt} = v$, $x(0) = a$

$$\frac{dv}{dt} = w, \quad v(0) = 0$$

$$\frac{dw}{dt} = u, \quad w(0) = b$$

$$\frac{du}{dt} = t^2 + 4t - 5 + \sqrt{xt} - v - (v - 1)u, \quad u(0) = 0$$

77 $X(0.65) = -0.83463$

78 $X_{0.01}(0.4) = 0.398022$
 $X_{0.005}(0.4) = 0.397919$
 step size required is < 0.0024
 $X_{0.002}(0.4) = 0.397856$

79 s tends to around 6.3%. With double the inflow s tends to about 11.1%.

10.13 Review exercises

- 1 (a) Second-order nonlinear ordinary differential equation, dependent variable x , independent variable t
- (b) First-order nonlinear ordinary differential equation, dependent variable z , independent variable x
- (c) Third-order linear nonhomogeneous ordinary differential equation, dependent variable p , independent variable s

- 2 (a) Under-determined, $x = \frac{1}{6}t^3 + At + 1$
- (b) Fully determined, $x(t) = \frac{1}{24}t^4 - \frac{7}{24}t^2 + \frac{1}{4}t$
- (c) Over-determined, no solution exists
- (d) Fully determined, $x = \frac{1}{16}e^{4t} - \frac{1}{4}te^4 - \frac{1}{16}$

3 $x(t) = \frac{C}{\sqrt{C + e^{-2at}}}$

- 4 (a) $x(t) = \cos^{-1}(\sin t - 1)$ (b) $x(t) = \ln(\ln t + e^2)$
- (c) $x(t) = e^{(t^2-8)/3}$ (d) $x(t) = t \cos^{-1}(\cos 1 - \ln t)$
- (e) $x(t) = -\frac{1}{2}[t \pm \sqrt{17t^2 + 16}]$ (f) $x(t) = t2^t$
- (g) $x(t) = t(3 - \ln t)$ (h) $x(t) = t \pm \sqrt{4 - 6t^2}$

5 (a) $x(t) = \frac{\sqrt{[4 + a(t-1)]}}{t}$ (b) not exact

(c) $x(t) = \frac{\sin^{-1}(\pi - t)}{t}$ (d) not exact

(e) $x(t) = \frac{\ln(2 + e^8 - t)}{t}$

- 6 (a) $x(t) = \frac{9}{4}e^{2t} - \frac{1}{2}t - \frac{1}{4}$ (b) $x(t) = \frac{1}{2}(e^{-t} + e^{-t^2})$
- (c) $x(t) = \frac{1}{5}(e^{2t} + 9e^{-3t})$ (d) $x(t) = 1 + (e - 1)e^{\cos t + 1}$

- 7 $X_{0.1}(0.4) = 1.125583$, $X_{0.05}(0.4) = 1.142763$
 Richardson extrapolation estimates the error as 0.017180, so, to obtain an error less than 5×10^{-3} , a step less than 0.0146 should be used.

- 8 $X_{0.05}(0.25) = 2.003749$, $X_{0.025}(0.25) = 2.004452$
Richardson extrapolation estimates the error as 0.000703, so, to obtain an error less than 5×10^{-4} , a step less than 0.0179 should be used.
- 9 $x(t) = (20 - t) - \frac{(20 - t)^3}{400}$
- 11 $\alpha = 4kT_0^3$
- 13 $y(t) = y_0 + C\sqrt{(x - x_0)}$
- 14 Half life is $\ln 2/k$
- 15 Time to 95% of final value is $\ln(20)L/R$
- 16 Tyre life is approximately 29500 miles
- 17 (a) $L = \frac{d^2}{dt^2} + \sin t \frac{d}{dt} - 9$, $f(t) = -\cos t$
(b) $L = \frac{d^3}{dt^3} + t \frac{d^2}{dt^2} + t(t - 4) \frac{d}{dt} + 1$, $f(t) = -e^t$
(c) $L = \frac{d}{dt} - e^{-t}$, $f(t) = e^t$
(d) $L = \frac{d^2}{dt^2} + 4$, $f(t) = \cos \Omega t$
(e) $L = t^2 \frac{d^3}{dt^3} - \frac{1}{t^2 + 2t + 4} \frac{d}{dt}$, $f(t) = -\ln(t^2 + 4)$
- 18 (a) $\sin t - \cos t$ (b) 0 (commutative)
(c) 0 (commutative) (d) $2 \frac{d}{dt}$
- 19 (a) $\frac{df}{dt} = \frac{dg}{dt}$
(b) $\frac{df}{dt} = \frac{dg}{dt}$ and $\frac{d^2 f}{dt^2} = \frac{d^2 g}{dt^2}$
- 20 (a) $x(t) = Ae^t + Be^{2t} + \frac{1}{10} \sin t + \frac{3}{10} \cos t$
(b) $x(t) = Ae^t + Be^{2t} + Ce^{-3t} + \frac{1}{6}t + \frac{7}{36}$
(c) $x(t) = Ae^t + Be^{2t} + Ce^{-3t} + \frac{1}{5}te^{2t}$
(d) $x(t) = Ae^{4t} + te^{4t}$
(e) $x(t) = e^{-3t/2}(A \sin t + B \cos t) + \frac{4}{13}t^2 - \frac{96}{169}t + \frac{736}{2197}$
(f) $x(t) = e^{-3t/2}(A \sin t + B \cos t) - \frac{16}{75} \cos t + \frac{4}{25} \sin t$
(g) $x(t) = Ae^{2t} + Be^{4t} + Ce^{-t} + \frac{1}{8}t^2 - \frac{3}{16}t + \frac{13}{64}$
(h) $x(t) = e^t(A \cos 2t + B \sin 2t) + \frac{1}{8}e^{-t}$
(i) $x(t) = Ae^{2t} + Be^{4t} + Ce^{-t} - \frac{1}{6}te^{2t} + \frac{1}{6}e^t$
(j) $x(t) = e^t(A \cos 2t + B \sin 2t) + \frac{1}{5}t + \frac{2}{25} + \frac{1}{4}te^t \sin 2t$
- 21 (a) $x(t) = \frac{1}{5}(1 - e^{-t} \cos 2t - \frac{1}{2}e^{-t} \sin 2t)$
(b) $x(t) = -2t + 5 + \frac{7}{2}e^t - \frac{3}{2}e^{-t/3}$
(c) $x(t) = (12e^{-t} + 30te^{-t} - 12 \cos 2t + 16 \sin 2t)/25$
(d) $x(t) = 3e^t - 2 - e^{2t}$
(e) $x(t) = -\frac{7}{5}e^t + \frac{4}{3}e^{2t} + \frac{1}{15}e^{-4t}$
- (f) $x(t) = \frac{1}{13} + \frac{8}{5}e^{-t} - \frac{e^{-2t}}{65}(44 \cos 3t - 27 \sin 3t)$
- 22 (a) $\omega = \sqrt{2}$, $\zeta = \frac{7}{2\sqrt{2}}$
(b) $\omega = p^{1/4}$, $\zeta = \frac{1}{2}p^{3/4}$
(c) $\omega = \frac{\sqrt{q}}{\sqrt{2}}$, $\zeta = a\sqrt{(2q)}$
(d) $\omega = \sqrt{(2\alpha)}$, $\zeta = \frac{7}{\sqrt{(2\alpha)}}$
- 23 (a) $a = 2$, $B = 4$ (b) $a = 4\pi$, $B = \pi^2$
(c) $a = 2$, $c = 8$ (d) $p = 150$, $q = 6\sqrt{2}$
- 24 $x(t) = t - Ce^{-t} + D$
(a) $x(t) = \frac{1}{12}e^{-2t} + Ce^{4t} + D$
(b) $x(t) = -\ln(\cos(t + C)) + D$
(c) $x(t) = Ct^3 + D$
- 25 (a) $x(t) = \frac{t^3}{3k} - \frac{t^2}{k^2} + \frac{2t}{k^3} + \frac{(k^3 - 2)}{k^4}(1 - e^{-kt})$
(b) $x(t) = \frac{U}{k - U} \ln\left(\frac{U}{k} + \frac{k - U}{k}e^{kt}\right)$
(c) $x(t) = \frac{2}{15}t^3 + \frac{8}{5}t - \frac{26}{15}$
(d) $x(t) = -\frac{4}{17} \cos t - \frac{1}{17} \sin t - \frac{4}{17}e^{-4(t-\pi)}$
- 26 $x(t) = C \tan(\frac{1}{2}Ct + D)$
(a) $x(t) = Ae^{pt} + B$
(b) $x(t) = -\ln(t + C) + D$
(c) $x(t) = \pm\sqrt{(C - \ln(D - t))}$
- 27 (a) $x(t) = \left[\frac{(1-p)t + 4}{4^p}\right]^{\frac{1}{1-p}}$
(b) $x(t) = 1$
(c) $x(t) = (\frac{1}{4} - \frac{2}{3}t)^{-1/2}$
(d) $x(t) = \frac{1}{2}t^2 + 1$
- 28 Length of runway is $\frac{m}{2(\mu\alpha - \beta)} \ln\left[\frac{\mu\alpha - \beta}{T - \mu mg} V_2^2 + 1\right]$
Time to take off is $\frac{m}{\sqrt{((\mu\alpha - \beta)(T - \mu mg))}}$
 $\times \arctan\left[\sqrt{\left(\frac{\mu\alpha - \beta}{T - \mu mg}\right) V_2}\right]$
- 29 $X_{0.025}(2) = 0.847035$, $X_{0.0125}(2) = 0.844066$
Richardson extrapolation estimates the error as 0.002969, so we have $X(2) = 0.84$
- 32 $R = 2\sqrt{\frac{L}{C}}$

CHAPTER 11

Exercises

$$1 \text{ (a) } \frac{s}{s^2 - 4}, \operatorname{Re}(s) > 2 \quad \text{(b) } \frac{2}{s^3}, \operatorname{Re}(s) > 0$$

$$\text{(c) } \frac{3s + 1}{s^2}, \operatorname{Re}(s) > 0 \quad \text{(d) } \frac{1}{(s + 1)^2}, \operatorname{Re}(s) > -1$$

$$2 \text{ (a) } 5 \quad \text{(b) } -3 \quad \text{(c) } 0 \quad \text{(d) } 3 \quad \text{(e) } 2$$

$$\text{(f) } 0 \quad \text{(g) } 0 \quad \text{(h) } 0 \quad \text{(i) } 2 \quad \text{(j) } 3$$

$$3 \text{ (a) } \frac{5s - 3}{s^2}, \operatorname{Re}(s) > 0$$

$$\text{(b) } \frac{42}{s^4} - \frac{6}{s^2 + 9}, \operatorname{Re}(s) > 0$$

$$\text{(c) } \frac{3s - 2}{s^2} + \frac{4s}{s^2 + 4}, \operatorname{Re}(s) > 0$$

$$\text{(d) } \frac{s}{s^2 - 9}, \operatorname{Re}(s) > 3$$

$$\text{(e) } \frac{2}{s^2 - 4}, \operatorname{Re}(s) > 2$$

$$\text{(f) } \frac{5}{s + 2} + \frac{3}{s} - \frac{2s}{s^2 + 4}, \operatorname{Re}(s) > 0$$

$$\text{(g) } \frac{4}{(s + 2)^2}, \operatorname{Re}(s) > -2$$

$$\text{(h) } \frac{4}{s^2 + 6s + 13}, \operatorname{Re}(s) > -3$$

$$\text{(i) } \frac{2}{(s + 4)^3}, \operatorname{Re}(s) > -4$$

$$\text{(j) } \frac{36 - 6s + 4s^2 - 2s^3}{s^4}, \operatorname{Re}(s) > 0$$

$$\text{(k) } \frac{2s + 15}{s^2 + 9}, \operatorname{Re}(s) > 0$$

$$\text{(l) } \frac{s^2 - 4}{(s^2 + 4)^2}, \operatorname{Re}(s) > 0$$

$$\text{(m) } \frac{18s^2 - 54}{(s^2 + 9)^3}, \operatorname{Re}(s) > 0$$

$$\text{(n) } \frac{2}{s^3} - \frac{3s}{s^2 + 16}, \operatorname{Re}(s) > 0$$

$$\text{(o) } \frac{2}{(s + 2)^3} + \frac{s + 1}{s^2 + 2s + 5} + \frac{3}{s}, \operatorname{Re}(s) > 0$$

$$4 \text{ (a) } \frac{1}{4}(e^{-3t} - e^{-7t}) \quad \text{(b) } -e^{-t} + 2e^{3t}$$

$$\text{(c) } \frac{4}{9} - \frac{1}{3}t - \frac{4}{9}e^{-3t} \quad \text{(d) } 2 \cos 2t + 3 \sin 2t$$

$$\text{(e) } \frac{1}{64}(4t - \sin 4t) \quad \text{(f) } e^{-2t}(\cos t + 6 \sin t)$$

$$\text{(g) } \frac{1}{8}(1 - e^{-2t} \cos 2t + 3e^{-2t} \sin 2t) \quad \text{(h) } e^t - e^{-t} - 2te^{-t}$$

$$\text{(i) } e^{-t}(\cos 2t + 3 \sin 2t) \quad \text{(j) } \frac{1}{2}e^t - 3e^{2t} + \frac{11}{2}e^{3t}$$

$$\text{(k) } -2e^{-3t} + 2 \cos(\sqrt{2}t) - \sqrt{\frac{1}{2}} \sin(\sqrt{2}t)$$

$$\text{(l) } \frac{1}{5}e^t - \frac{1}{5}e^{-t}(\cos t - 3 \sin t)$$

$$\text{(m) } e^{-t}(\cos 2t - \sin 2t) \quad \text{(n) } \frac{1}{2}e^{2t} - 2e^{3t} + \frac{3}{2}e^{-4t}$$

$$\text{(o) } -e^t + \frac{3}{2}e^{2t} - \frac{1}{2}e^{-2t} \quad \text{(p) } 4 - \frac{9}{2} \cos t + \frac{1}{2} \cos 3t$$

$$\text{(q) } 9e^{-2t} - e^{-3t/2}[7 \cos(\frac{1}{2}\sqrt{3}t) - \sqrt{3} \sin(\frac{1}{2}\sqrt{3}t)]$$

$$\text{(r) } \frac{1}{9}e^{-t} - \frac{1}{10}e^{-2t} - \frac{1}{90}e^{-t}(\cos 3t + 3 \sin 3t)$$

$$5 \text{ (a) } x(t) = e^{-2t} + e^{-3t}$$

$$\text{(b) } x(t) = \frac{35}{78}e^{4t/3} - \frac{3}{26}(\cos 2t + \frac{2}{3} \sin 2t)$$

$$\text{(c) } x(t) = \frac{1}{5}(1 - e^{-t} \cos 2t - \frac{1}{2}e^{-t} \sin 2t)$$

$$\text{(d) } y(t) = \frac{1}{25}(12e^{-t} + 30te^{-t} - 12 \cos 2t + 16 \sin 2t)$$

$$\text{(e) } x(t) = -\frac{7}{5}e^t + \frac{4}{3}e^{2t} + \frac{1}{15}e^{-4t}$$

$$\text{(f) } x(t) = e^{-2t}(\cos t + \sin t + 3)$$

$$\text{(g) } x(t) = \frac{13}{12}e^t - \frac{1}{3}e^{-2t} + \frac{1}{4}e^{-t}(\cos 2t - 3 \sin 2t)$$

$$\text{(h) } y(t) = -\frac{2}{3} + t + \frac{2}{3}e^{-t}[\cos(\sqrt{2}t) + \sqrt{\frac{1}{2}} \sin(\sqrt{2}t)]$$

$$\text{(i) } x(t) = (\frac{1}{8} + \frac{3}{4}t)e^{-2t} + \frac{1}{2}t^2e^{-2t} + \frac{3}{8} - \frac{1}{2}t + \frac{1}{4}t^2$$

$$\text{(j) } x(t) = \frac{1}{5} - \frac{1}{5}e^{-2t/3}(\cos \frac{1}{3}t + 2 \sin \frac{1}{3}t)$$

$$\text{(k) } x(t) = te^{-4t} - \frac{1}{2} \cos 4t$$

$$\text{(l) } y(t) = e^{-t} + 2te^{-2t/3}$$

$$\text{(m) } x(t) = \frac{5}{4} + \frac{1}{2}t - e^t + \frac{5}{12}e^{2t} - \frac{2}{3}e^{-t}$$

$$\text{(n) } x(t) = \frac{9}{20}e^{-t} - \frac{7}{16} \cos t + \frac{25}{16} \sin t - \frac{1}{80} \cos 3t - \frac{3}{80} \sin 3t$$

$$6 \text{ (a) } x(t) = \frac{1}{4}(\frac{15}{4}e^{3t} - \frac{11}{4}e^t - e^{-2t}), y(t) = \frac{1}{8}(3e^{3t} - e^t)$$

$$\text{(b) } x(t) = 5 \sin t + 5 \cos t - e^t - e^{2t} - 3$$

$$y(t) = 2e^t - 5 \sin t + e^{2t} - 3$$

$$\text{(c) } x(t) = 3 \sin t - 2 \cos t + e^{-2t}$$

$$y(t) = -\frac{7}{2} \sin t + \frac{9}{2} \cos t - \frac{1}{2}e^{-3t}$$

$$\text{(d) } x(t) = \frac{3}{2}e^{t/3} - \frac{1}{2}e^t, y(t) = -1 + \frac{1}{2}e^t + \frac{3}{2}e^{t/3}$$

$$\text{(e) } x(t) = 2e^t + \sin t - 2 \cos t$$

$$y(t) = \cos t - 2 \sin t - 2e^t$$

$$\text{(f) } x(t) = -3 + e^t + 3e^{-t/3}$$

$$y(t) = t - 1 - \frac{1}{2}e^t + \frac{3}{2}e^{-t/3}$$

$$\text{(g) } x(t) = 2t - e^t + e^{-2t} < y(t) = t - \frac{7}{2} + 3e^t + \frac{1}{2}e^{-2t}$$

$$\text{(h) } x(t) = 3 \cos t + \cos(\sqrt{3}t)$$

$$y(t) = 3 \cos t - \cos(\sqrt{3}t)$$

$$\text{(i) } x(t) = \cos(\sqrt{\frac{3}{10}}t) + \frac{3}{4} \cos(\sqrt{6}t)$$

$$y(t) = \frac{5}{4} \cos(\sqrt{\frac{3}{10}}t) - \frac{1}{4} \cos(\sqrt{6}t)$$

$$\text{(j) } x(t) = \frac{1}{3}e^t + \frac{2}{3} \cos 2t + \frac{1}{3} \sin 2t$$

$$y(t) = \frac{2}{3}e^t - \frac{2}{3} \cos 2t - \frac{1}{3} \sin 2t$$

$$7 \quad I_1(s) = \frac{E_1(50 + s)s}{(s^2 + 10^4)(s + 100)^2}$$

$$I_2(s) = \frac{Es^2}{(s^2 + 10^4)(s + 100)^2}$$

$$i_2(t) = E(-\frac{1}{200}e^{-100t} + \frac{1}{2}te^{-100t} + \frac{1}{200} \cos 100t)$$

$$9 \quad i_1(t) = 20\sqrt{\frac{1}{7}}e^{-t/2} \sin(\frac{1}{2}\sqrt{7}t)$$

$$10 \quad x_1(t) = -\frac{3}{10} \cos(\sqrt{3}t) - \frac{7}{10} \cos(\sqrt{13}t) \\ x_2(t) = -\frac{1}{10} \cos(\sqrt{3}t) + \frac{21}{10} \cos(\sqrt{13}t), \sqrt{3}, \sqrt{13}$$

11.5 Review exercises

- 1 (a) $x(t) = \cos t + \sin t - e^{-2t}(\cos t + 3 \sin t)$
 (b) $x(t) = -3 + \frac{13}{7}e^t + \frac{15}{7}e^{-2t/5}$
- 2 (a) $e^{-t} - \frac{1}{2}e^{-2t} - \frac{1}{2}e^{-t}(\cos t + \sin t)$
 (b) $i(t) = 4e^{-t} - 3e^{-2t} + V[e^{-t} - \frac{1}{2}e^{-2t} - \frac{1}{2}e^{-t}(\cos t + \sin t)]$
- 3 $x(t) = -t + 5 \sin t - 2 \sin 2t$,
 $y(t) = 1 - 2 \cos t + \cos 2t$
- 4 $\frac{1}{5}(\cos t + 2 \sin t)$
 $e^{-t}[(x_0 - \frac{1}{5})\cos t + (x_1 + x_0 - \frac{3}{5})\sin t]$
 $\sqrt{\frac{1}{5}}, 63.4^\circ \text{ lag}$
- 6 (a) (i) $\frac{s \cos \phi - \omega \sin \phi}{s^2 + \omega^2}$
 (ii) $\frac{s \sin \phi + \omega(\cos \phi + \sin \phi)}{s^2 + 2\omega s + \omega^2}$
 (b) $\frac{1}{20}(\cos 2t + 2 \sin 2t) + \frac{1}{20}e^{-2t}(39 \cos 2t + 47 \sin 2t)$
- 7 (a) $e^{-2t}(\cos 3t - 2 \sin 3t)$
 (b) $y(t) = 2 + 2 \sin t - 5e^{-2t}$
- 8 $x(t) = e^{-8t} + \sin t$, $y(t) = e^{-8t} - \cos t$
- 9 $q(t) = \frac{1}{500}(5e^{-100t} - 2e^{-200t}) - \frac{1}{505}(3 \cos 100t - \sin 100t)$, current leads by approximately 18.5°
- 10 $x(t) = \frac{29}{20}e^{-t} + \frac{445}{1212}e^{-t/5} + \frac{1}{3}e^{-2t} - \frac{1}{505}(76 \cos 2t - 48 \sin 2t)$
- 11 (a) $\theta(t) = \frac{1}{100}(4e^{-4t} + 10te^{-4t} - 4 \cos 2t + 3 \sin 2t)$
 (b) $i_1(t) = \frac{1}{7}(e^{4t} + 6e^{-3t})$, $i_2 = \frac{1}{7}(e^{-3t} - e^{4t})$
- 12 $i(t) = \frac{E}{R}[1 - e^{-m}(\cos nt - \sin nt)]$
- 13 $i_1(t) = \frac{E(4 - 3e^{-Rt/L} - e^{-3Rt/L})}{6R}$, $i_2(t) \rightarrow E/3R$
- 14 $x_1(t) = \frac{1}{3}[\sin t - 2 \sin 2t + \sqrt{3} \sin(\sqrt{3}t)]$
 $x_2(t) = \frac{1}{3}[\sin t + \sin 2t - \sqrt{3} \sin(\sqrt{3}t)]$
- 15 (a) (i) $e^{-t}(\cos 3t + \sin 3t)$ (ii) $e^t - e^{2t} + 2te^t$
 (b) $y(t) = \frac{1}{2}e^{-t}(8 + 12t + t^3)$
- 16 (a) $\frac{5}{2}e^{7t} \sin 2t$
 (b) $\frac{n^2 i}{Ks(s^2 + 2Ks + n^2)}$, $\theta(t) = \frac{i}{K}(1 - e^{-Kt}) - ite^{-Kt}$
- 17 (a) $v_1 = 250e^{-0.1t}$, $v_2 = (50 + 25t)e^{-0.1t}$
 (b) $t = 23.026$

CHAPTER 12

Exercises

- 1 (a) $f(t) = -\frac{1}{4}\pi - \frac{2}{\pi} \sum_{n=1}^{\infty} \frac{\cos(2n-1)t}{(2n-1)^2} + \sum_{n=1}^{\infty} \left[\frac{3 \sin(2n-1)t}{2n-1} - \frac{\sin 2nt}{2n} \right]$
 (b) $f(t) = \frac{1}{4}\pi + \frac{2}{\pi} \sum_{n=1}^{\infty} \frac{\cos(2n-1)t}{(2n-1)^2} - \sum_{n=1}^{\infty} \frac{\sin nt}{n}$
 (c) $f(t) = \frac{2}{\pi} \sum_{n=1}^{\infty} \frac{\sin nt}{n}$
 (d) $f(t) = \frac{2}{\pi} + \frac{4}{\pi} \sum_{n=1}^{\infty} \frac{(-1)^{n+1} \cos 2nt}{4n^2 - 1}$
 (e) $f(t) = \frac{2}{\pi} + \frac{4}{\pi} \sum_{n=1}^{\infty} \frac{(-1)^{n+1} \cos nt}{4n^2 - 1}$
 (f) $f(t) = \frac{1}{2}\pi - \frac{4}{\pi} \sum_{n=1}^{\infty} \frac{\cos(2n-1)t}{(2n-1)^2}$
 (g) $f(t) = -\frac{4}{\pi} \sum_{n=1}^{\infty} \frac{\cos(2n-1)t}{(2n-1)^2} - \sum_{n=1}^{\infty} \frac{\sin 2nt}{n}$
 (h) $f(t) = \left(\frac{1}{2}\pi + \frac{1}{\pi} \sinh \pi \right) + \frac{2}{\pi} \sum_{n=1}^{\infty} \left[\frac{(-1)^n - 1}{n^2} + \frac{(-1)^n \sinh \pi}{n^2 + 1} \right] \cos nt - \frac{2}{\pi} \sum_{n=1}^{\infty} \frac{n(-1)^n}{n^2 + 1} \sinh \pi \sin nt$
- 2 $f(t) = \frac{1}{3}\pi^2 + 4 \sum_{n=1}^{\infty} \frac{\cos nt}{n^2}$
 Taking $t = \pi$ gives the required result.
- 3 $q(t) = Q \left[\frac{1}{2} - \frac{4}{\pi^2} \sum_{n=1}^{\infty} \frac{\cos(2n-1)t}{(2n-1)^2} \right]$
- 4 $f(t) = \frac{5}{\pi} + \frac{5}{2} \sin t - \frac{10}{\pi} \sum_{n=1}^{\infty} \frac{\cos 2nt}{4n^2 - 1}$
- 5 Taking $t = 0$ and $t = \pi$ gives the required answers.
- 6 $f(t) = \frac{1}{4}\pi - \frac{2}{\pi} \sum_{n=1}^{\infty} \frac{\cos(4n-2)t}{(2n-1)^2}$
 Taking $t = 0$ gives the required series.
- 7 $f(t) = \frac{3}{2} + \frac{4}{\pi^2} \sum_{n=1}^{\infty} \frac{\cos(2n-1)t}{(2n-1)^2}$
 Replacing t by $t - \frac{1}{2}\pi$ gives the following sine series of odd harmonics:

$$f\left(t - \frac{1}{2}\pi\right) - \frac{3}{2} = -\frac{4}{\pi^2} \sum_{n=1}^{\infty} \frac{(-1)^n \sin(2n-1)t}{(2n-1)^2}$$

$$8 \quad f(t) = \frac{2l}{\pi} \sum_{n=1}^{\infty} \frac{(-1)^{n+1}}{n} \sin \frac{n\pi t}{l}$$

$$9 \quad f(t) = \frac{2K}{\pi} \sum_{n=1}^{\infty} \frac{1}{n} \sin \frac{n\pi t}{l}$$

$$10 \quad f(t) = \frac{3}{2} + \frac{6}{\pi} \sum_{n=1}^{\infty} \frac{1}{(2n-1)} \frac{\sin(2n-1)\pi t}{5}$$

$$11 \quad v(t) = \frac{A}{\pi} \left(1 + \frac{1}{2} \pi \sin \omega t - 2 \sum_{n=1}^{\infty} \frac{\cos 2n\omega t}{4n^2 - 1} \right)$$

$$12 \quad f(t) = \frac{1}{3}T^2 + \frac{4T^2}{\pi^2} \sum_{n=1}^{\infty} \frac{(-1)^n}{n^2} \cos \frac{n\pi t}{T}$$

$$13 \quad e(t) = \frac{E}{2} \left(1 - \frac{2}{\pi} \sum_{n=1}^{\infty} \frac{1}{n} \sin \frac{2n\pi t}{T} \right)$$

$$15 \quad f(t) = -\frac{8}{\pi^2} \sum_{n=1}^{\infty} \frac{1}{(2n-1)^2} \cos(2n-1)\pi t$$

$$16 \quad (a) \quad f(t) = \frac{2}{3} - \frac{1}{\pi^2} \sum_{n=1}^{\infty} \frac{1}{n^2} \cos 2n\pi t + \frac{1}{\pi} \sum_{n=1}^{\infty} \frac{1}{n} \sin 2n\pi t$$

$$(b) \quad f(t) = \frac{1}{\pi} \sum_{n=1}^{\infty} \frac{1}{n} \sin 2n\pi t + \frac{2}{\pi} \sum_{n=1}^{\infty} \left[\frac{1}{2n-1} + \frac{4}{\pi^2(2n-1)^3} \right] \times \sin(2n-1)\pi t$$

$$(c) \quad f(t) = \frac{2}{3} + \frac{4}{\pi^2} \sum_{n=1}^{\infty} \frac{(-1)^{n+1}}{n^2} \cos n\pi t$$

$$17 \quad f(t) = \frac{1}{6}\pi^2 - \sum_{n=1}^{\infty} \frac{1}{n^2} \cos 2nt$$

$$f(t) = \frac{8}{\pi} \sum_{n=1}^{\infty} \frac{1}{(2n-1)^3} \sin(2n-1)t$$

$$18 \quad f(x) = \frac{8a}{\pi^2} \sum_{n=1}^{\infty} \frac{(-1)^{n+1}}{(2n-1)^2} \sin \frac{(2n-1)\pi x}{l}$$

$$19 \quad f(x) = \frac{2l}{\pi^2} \sum_{n=1}^{\infty} \frac{(-1)^{n+1}}{(2n-1)^2} \sin \frac{2(2n-1)\pi x}{l}$$

$$20 \quad f(t) = \frac{1}{2} \sin t + \frac{4}{\pi} \sum_{n=1}^{\infty} \frac{n(-1)^{n+1}}{4n^2 - 1} \sin 2nt$$

$$21 \quad f(x) = -\frac{1}{2}A - \frac{4A}{\pi^2} \sum_{n=1}^{\infty} \frac{1}{(2n-1)^2} \cos \frac{(2n-1)\pi x}{l}$$

$$22 \quad T(x) = \frac{8KL^2}{\pi^3} \sum_{n=1}^{\infty} \frac{1}{(2n-1)^3} \sin \frac{(2n-1)\pi x}{L}$$

$$23 \quad f(t) = \frac{1}{2} + \frac{1}{2} \cos \pi t + \frac{4}{\pi} \sum_{n=1}^{\infty} \frac{1}{4n^2 - 1} \sin 2n\pi t - \frac{2}{\pi} \sum_{n=1}^{\infty} \frac{1}{2n-1} \sin(2n-1)\pi t$$

$$26 \quad (c) \quad 1 + 4 \sum_{n=1}^{\infty} \frac{(-1)^{n+1}}{n} \sin nt$$

12.6 Review exercises

$$1 \quad f(t) = \frac{1}{6}\pi^2 + \sum_{n=1}^{\infty} \frac{2}{n^2} (-1)^n \cos nt + \sum_{n=1}^{\infty} \left[\frac{\pi}{2n-1} - \frac{4}{\pi(2n-1)^3} \right] \sin(2n-1)t - \sum_{n=1}^{\infty} \frac{\pi}{2n} \sin 2nt$$

Taking $T = \pi$ gives the required sum.

$$2 \quad f(t) = \frac{1}{9}\pi + \frac{2}{\pi} \sum_{n=1}^{\infty} \frac{1}{n^2} \left\{ \cos \frac{1}{3}n\pi - \frac{1}{3}[2 + (-1)^n] \right\} \cos nt; \frac{2}{9}\pi$$

$$3 \quad (a) \quad f(t) = \frac{2T}{\pi^2} \sum_{n=1}^{\infty} \frac{(-1)^{n+1}}{(2n-1)^2} \sin \frac{2(2n-1)\pi t}{T}$$

$$(b) \quad -\frac{1}{4}T$$

$$(c) \quad \text{Taking } t = \frac{1}{4}T \text{ gives } S = \frac{1}{8}\pi^2$$

$$4 \quad y = \frac{4P}{\pi\alpha} \sum_{n=1}^{\infty} \frac{1}{(2n-1)^2} \sin(2n-1)\alpha \sin(2n-1)x$$

$$6 \quad f(t) = \frac{4}{\pi} \sum_{n=1}^{\infty} \frac{(-1)^n \sin(2n-1)t}{(2n-1)^2}$$

$$8 \quad f(x) = \frac{4}{\pi} \sum_{n=1}^{\infty} \frac{\cos(2n-1)x}{(2n-1)^2}$$

Taking $x = 0$ gives

$$\pi^2 = 8 \sum_{n=1}^{\infty} \frac{1}{(2n-1)^2}$$

$$9 \quad f(x) = \sum_{n=1}^{\infty} \frac{1}{(2n-1)} \left[1 + \frac{2(-1)^{n+1}}{\pi(2n-1)} \right] \sin(2n-1)x - \sum_{n=1}^{\infty} \frac{1}{2n} \sin 2nx$$

$$10 \quad V = \frac{25}{3}(1 - e^{-1.2}) + \sum_{n=1}^{\infty} \frac{50(1 - e^{-1.2})}{9 + 25n^2\pi^2} \times (3 \cos 5n\pi t + 5n\pi \sin 5n\pi t)$$

Amplitude of the n th harmonic is

$$\frac{50(1 - e^{-1.2})}{\sqrt{(9 + 25n^2\pi^2)}} \approx \frac{50(1 - e^{-1.2})}{5n\pi} \approx \frac{2.22}{n}$$

$$13 \quad f(x) = \frac{4}{\pi} \sum_{n=1}^{\infty} \frac{(-1)^{n+1}}{(2n-1)^2} \sin(2n-1)x$$

$$f(x) = \frac{1}{4}\pi - \frac{2}{\pi} \sum_{n=1}^{\infty} \frac{\cos 2(2n-1)x}{(2n-1)^2}$$

$$15 \quad (a) \quad f(t) = \sum_{n=1}^{\infty} \frac{2}{n} \sin nt$$

$$(b) \quad f(t) = \frac{1}{2}\pi + \frac{4}{\pi} \sum_{n=1}^{\infty} \frac{1}{(2n-1)^2} \cos(2n-1)t$$

$$16 \quad f(t) = \frac{2}{3} + \frac{4}{\pi^2} \sum_{n=1}^{\infty} \frac{(-1)^{n+1}}{n^2} \cos n\pi t$$

- 17 (a) (i) a constant term and cosine terms with even harmonics
(ii) constant, cosine and sine terms present
(iii) a constant term and sine terms with odd harmonics

$$(b) \quad f(t) = \frac{\pi^2}{24} + \frac{2}{\pi} \left(\frac{\pi^2}{4} - 2 \right) \cos t - \frac{1}{2} \cos 2t - \frac{2}{\pi} \left(\frac{\pi^2}{12} - \frac{2}{27} \right) \cos 3t + \frac{1}{8} \cos 4t$$

$$18 \quad (a) \quad f(t) = \frac{1}{2}\pi - \frac{4}{\pi} \sum_{n=1}^{\infty} \frac{1}{(2n-1)^2} \cos(2n-1)t$$

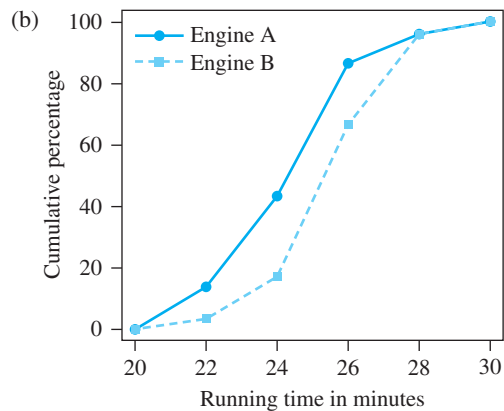
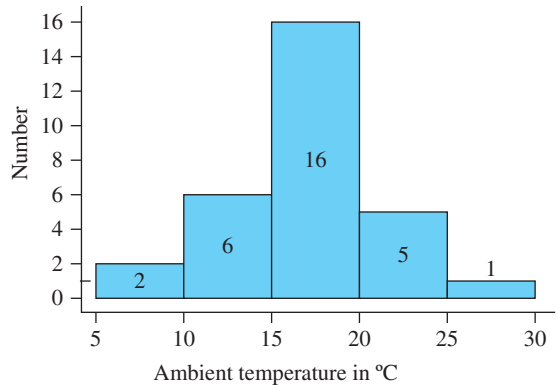
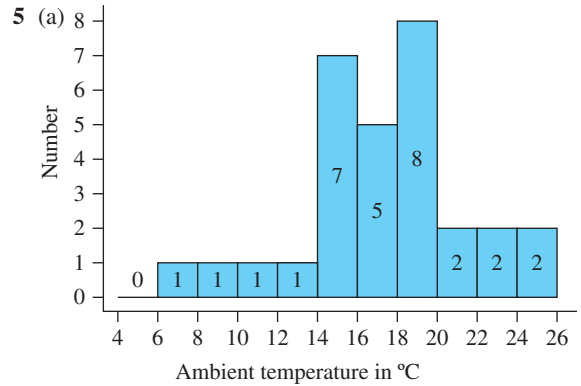
$$(b) \quad g(t) = \frac{4}{\pi} \sum_{n=1}^{\infty} \frac{1}{2n-1} \sin(2n-1)t$$

$$19 \quad g(t) = \frac{4}{\pi} \sum_{n=1}^{\infty} \frac{1}{2n-1} \sin(2n-1)t$$

$$f(t) = 1 + g(t)$$

CHAPTER 13

Exercises



- 6 (a) $A \cap B$ (b) $A \cup B$
(c) $S - A$ (d) $S - (A \cap B)$
- 7 (a) {car, bicycle, motorcycle, boat}
(b) {train} (c) {car, motorcycle, boat}
- 8 (a) 0.7 (b) 0.8 (c) 0.5
- 9 $\frac{16}{2652}$
- 10 $P(\text{same values}) = \frac{1}{6}$, $P(\text{differ by at most 1}) = \frac{4}{9}$
- 12 (a) $\frac{1}{26}$ (b) $\frac{4}{13}$ (c) $\frac{1}{2}$ (d) $\frac{1}{13}$
- 13 (a) $\frac{1}{9}$ (b) $\frac{5}{18}$ (c) $\frac{5}{6}$
- 14 $P(\text{total} = 7 | 7 \text{ or } 10) = \frac{2}{3}$
- 15 (a) $\frac{3}{4}$ (b) 7 to 1
- 16 (a) $\frac{1}{2}$ (b) $\frac{1}{3}$
- 17 $\frac{5}{6}$
- 18 (a) 0.15 (b) 0.55 (c) 0.357
- 19 0.6
- 20 0.381
- 21 (a) $P(A) + P(B) - P(A \cap B)$
(b) $\frac{P(C|A)P(A) - P(C|A \cap B)P(A \cap B)}{P(A) - P(A \cap B)}$
(c) $\frac{P(C|A)P(A) + P(C|B)P(B) - P(C|A \cap B)P(A \cap B)}{P(A) + P(B) - P(A \cap B)}$
- 22 0.149
- 23 (a) $\left(1 - \frac{2r}{d}\right)^2$ (b) $1 - \left(\frac{2r}{d}\right)^2$
- 24 $P(2) = \frac{1}{36}$, $P(3) = \frac{2}{36}, \dots, P(7) = \frac{6}{36}$
 $P(8) = \frac{5}{36}, \dots, P(12) = \frac{1}{36}$
- 26 (a) 0.488 (b) 0.3123
- 27 (b) $P(-3) = \frac{1}{8}$, $P(-1) = \frac{3}{8}$
 $P(1) = \frac{3}{8}$, $P(3) = \frac{1}{8}$
(c) $P(-3) = \frac{1}{27}$, $P(-1) = \frac{6}{27}$
 $P(1) = \frac{12}{27}$, $P(3) = \frac{8}{27}$
- 28 (a) $\frac{1}{4}$
(b) $F_X(x) = \begin{cases} 0 & (x < 0) \\ \frac{1}{2}\sqrt{x} & (0 \leq x \leq 4) \\ 1 & (x > 4) \end{cases}$
(c) $\frac{1}{2}$
- 29 $P(X \leq 30) = 0.28$
- 30 (a) $\frac{1}{9}$ (b) $\frac{3}{4}$ (c) 0.102
- 31 $1 - \exp(-x^2/2a)$, 0.0804
- 32 mean = 4.5, $P(\text{less than 5 days}) = 0.6$
- 33 mean = 1.8, median = 2,
standard deviation = 1.34
- 34 Average length = 5.88
- 35 mean = 5, median = 3
standard deviation = 4.47
- 36 mean = 30 minutes, standard deviation = 17.3 min
- 38 (a) 0.47 (b) $\mu_X = 30$, $\sigma_X = 30$
(c) median = 20.8, $q_3 - q_1 = 33.0$
- 39 0.969
- 41 24 hours, 3.32 hours
- 42 (a) $\bar{X} = 2.28$, $S_X = 0.60$, $S_{X_{n-1}} = 0.63$
(b) sample median = 2.1, range = 2.2
- 43 $\bar{X} = 5.44$, $S_X = 0.81$, median = 5.45, range = 3.2
- 44 $\bar{A} = 24.2$, $S_A = 1.76$, $\bar{T} = 16.7$, $S_T = 4.00$
 $\bar{B} = 25.4$, $S_B = 1.66$, $\bar{U} = 18.1$, $S_U = 4.93$
where A , T are time, temperature for A , and B , U are
time, temperature for B
- 45 2.19
- 46 median = $\sqrt{[2a \ln 2]}$, mode = \sqrt{a}
 $a = 6$: mean = 3.07, median = 2.88, mode = 2.45,
 $q_3 - q_1 = 2.22$
- 47 $q/(p + q - pq)$
- 48 47.1 and 46.3
- 49 $P(4 \text{ boys}) = 0.273$
- 50 0.998
- 51 0.677
- 52 (a) 0.1271 (b) 0.3594
(c) 0.1413 (d) 0.5876
- 53 4 engines
- 54 (a) 0.957 (b) 0.0071
- 55 0.027
- 56 $P(8 \text{ or more}) = 0.249$
- 57 (a) 0.050 (b) 0.224 (c) 0.084
- 58 0.986
- 59 6.09

61 0.144

62 0.011

63 46

64 0.3%, 0.0258

65 (a) 0.102 (b) 0.128 (c) 0.011

66 Warning 9.5, action 13.5, sample 12
UCL = 11.4, sample 9

67 UK sample 28, US sample 25

68 $P(\text{at least one such area}) = 0.133$

69 $P(\text{at least one such area}) = 0.688$

13.8 Review exercises

1 (a) 3 (b) $F_x(x) = \begin{cases} 0 & \text{for } x \leq 1 \\ 1 - x^{-3} & \text{for } x > 1 \end{cases}$

(c) $\frac{1}{8}$ (d) $\frac{3}{2}$ (e) $\sqrt{3}/2$

2 0.0159

3 60, 6342 hours

4 $P(10, 5, 3, 2) = 0.009$

5 $e^{-\lambda}(1 + \lambda) > 0.9$, proportion = 0.0053

6 $\pm 5.66 \times 10^{-5}$

9 0.407

10 $E(\text{minimum}) = \frac{25}{12\lambda}$
 $= \frac{25}{4}$ hours when $\lambda = \frac{1}{3}$

12 $E(\text{number of analyses}) = N[1 - (1 - p)^k] + \frac{N}{k}$
 $= 0.196N$ when $k = 11$

13 (a) *single*

$k = 4: n = 7, P(\text{error}) = 0.0020$

$k = 8: n = 12, P(\text{error}) = 0.0062$

$k = 16: n = 21, P(\text{error}) = 0.0185$

$k = 32: n = 38, P(\text{error}) = 0.0555$

$k = 64: n = 71, P(\text{error}) = 0.1588$

double

$k = 4: n = 11, P(\text{error}) = 0.0002$

$k = 8: n = 17, P(\text{error}) = 0.0006$

$k = 16: n = 26, P(\text{error}) = 0.0022$

$k = 32: n = 43, P(\text{error}) = 0.0092$

$k = 64: n = 77, P(\text{error}) = 0.0424$

(b) *single*: $k = 8$, so total 96 bits*double*: $k = 64$, so total 77 bits

Index

A

- a-logos 7
- abscissa of convergence 906
- absolute convergence, of infinite series 511–12
- absolute error bounds 51
- acceleration 551–2
- accuracy
 - decimal places 47–9
 - floating-point notation 55–6
 - rounding 47–9
 - rounding errors 49–54
 - significant figures 48–9
- action limits in control charts 1062, 1063, 1064
- active filters 876
- addition
 - associative law of
 - of matrices 305
 - of vectors 237
 - commutative law of
 - of matrices 305
 - of vectors 236
 - of complex numbers 187
 - of matrices 304, 305
 - of determinants 330
 - of vectors 235–41, 243–4
- adjoint matrices 334–7
- adjugate matrices 334–7
- aircraft near-misses survey 1066–7
- aircraft take-off 790–2
- Aitken extrapolation 504, 505
- algebra 14–35
 - binomial expansion 20–1, 34–5
 - equations 23–6
 - factorial notation 32–5
 - identities 28–9
 - inequalities 26–8
 - manipulation 15–22
 - of propositional logic 451–3
 - in set theory 426–32
 - sigma notation 31–2
 - suffix notation 30–2
 - of switching circuits 434–41
- algebraic functions 162–4
- algebraic multiplicity of eigenvalues 397
- amplitude
 - of circular functions 133, 140–1
 - periodic functions 949
- amplitude response 896
- analytical solutions, of differential equations 804–5
- AND gate 441
- angular velocity 260–1
- anti-commutative laws, of vector products 261–2
- antisymmetric matrices 303
- Apollonius 41
- Archimedes 544
- arclength and surface area 669–71
- arcs, of circles 130
- Argand diagram 185–6, 196, 216, 217, 218, 219
- arguments, of functions 65
- arithmetic 2–14
 - of complex numbers 186–9
 - floating-point 55–6
 - rules of 5–9
- arithmetical sequences and series 478–9
- Aryabhata 127
- associative laws
 - of addition 5
 - of matrices 305
 - of vectors 237
 - of multiplication 5
 - of matrices 316
 - in propositional logic 452
 - of scalar products 253
 - in set theory 428
 - of switching circuits 435
- asymptotes 121–4
- attribute control charts 1061–4
- augmented matrices 379–80

auxiliary functions 774, 777, 778
 auxiliary variables 574
 average, sample 1037–41
 average value theorem 530
 axes, change of 299–300

B

banded matrices 369
 bandpass filters 876
 bar plots 996, 997–8
 Barrow, Isaac 544
 bending moments 534, 557–9, 644–5
 Bernoulli differential equations 822–4
 Bernoulli trials 1044
 bilateral Laplace transforms 899
 binary numbers 3
 binary operations 5
 in set theory 425
 of switching circuits 436
 binomial coefficient 35
 binomial distribution 1044–6, 1047, 1048, 1049
 normal approximation to 1056–7
 binomial expansion 20–1, 34–5
 binomial power series 515
 bisection method 534
 Boole, George 422
 Boolean algebra 428, 436
 Boolean function 433–5, 436–7
 and logic gates 441–5
 boundary conditions, differential equations 802–4
 boundary-value problems 802, 803, 804
 bounded functions 529
 bracketing methods 534–5, 616
 bridges
 cable-stayed 291–3
 suspension 554–6
 buoys 867–8, 869

C

cable-stayed bridges 291–3
 CAD/CAM systems 231
 calculus 546
 Fundamental Theorem of 631–3
 see also differentiation

cantilevers 864–7, 868, 869, 872–3
 capacitors 932–3
 Cardano's solution 184
 cartesian components of vectors 242–8, 251–2, 257, 262–3
 cartesian coordinates 36, 231–3
 catenary curves 676
 Cauchy, Augustin 544
 Cauchy's test for convergence 504
 Cauchy's theorem 335
 causal functions 899
 ceiling function 168, 169
 central limit theorem 1053–6
 centre of curvature 603, 604
 centre of gravity, of solids of revolution 668
 centroids of plane areas 666–7
 chain rule of differentiation 562, 573–6
 extended 584–5
 for partial differentiation 748–52
 characteristic equations
 of eigenvalues 388–9
 of linear constant-coefficient differential equations 852–4
 of linear recurrence relations 492, 495–7, 498
 characteristic polynomials 388
 charged particle, motion in magnetic field 259–60
 Chebyshev's theorem 1068
 chord approximation 618–19
 chords 126–7
 circle of curvature 603
 circles 38–40, 42, 44
 in complex plane 217–19
 circuits
 logic 441–6
 switching 433–41
 circular frequency 85, 949
 circular functions 126–49
 differentiation of 580–4
 Euler's formula 200–1, 202
 integration of 654–6
 inverse 144–6
 Laplace transforms of 901–2
 MATLAB package 136, 142, 149
 orthogonality relations 950
 polar coordinates 146–9
 powers of 212–14
 relationship with hyperbolic functions 202–6
 trigonometric identities 136–40
 trigonometric ratios 127–9
 closed intervals 11
 cobweb diagrams 473, 475
 codomains, of functions 65
 coefficients, equating 98
 cofactors of determinants 328, 333–7

- column vectors 301
- comets 41
- commutative laws
 - of addition 5
 - of matrices 305
 - of vectors 236
 - of multiplication 5
 - of matrices 316
 - in propositional logic 452
 - of scalar products 252–3
 - in set theory 427
 - of switching circuits 435
 - see also* anti-commutative laws, of vector products
- comparators 10
- comparison test for convergence 508–9
- complement switches 434
- complementary functions 847, 923
- complementary laws
 - in propositional logic 453
 - in set theory 427
 - of switching circuits 435
- complements of sets 424, 426–32, 1010
- completing the square 17, 93
- complex conjugates 188, 189–90
- complex frequency 896
- complex frequency domains 898
- complex impedance 224–5
- complex numbers 183–228
 - addition of 187
 - Argand diagram 185–6, 196, 216, 217, 218, 219
 - argument of 190–2
 - arithmetic of 186–9
 - complex conjugate of 188, 189–90
 - division of 188–9
 - in polar form 198–9
 - equality of 186–7
 - exponential form of 200–1
 - functions of 221–3
 - imaginary part 185
 - loci in complex plane 216–20
 - logarithms of 206–7
 - MATLAB package 192–4, 201, 207, 214–15
 - modulus of 190–2
 - multiplication of 187–8
 - in polar form 196–7
 - polar form of 195–9
 - powers of 208–15
 - properties of 185–207
 - real part 185
 - subtraction of 187
 - as vectors 248–50
- complex voltage 224
- composite-function rules
 - of differentiation 562, 573–6
 - extended 584–5
 - for partial differentiation 748–52
 - of integration 635, 649–51
- composite functions 78–81
 - differentiation of 562, 573–6, 584–5
 - integration of 635, 649–50
- compound propositions 448–51
- computer arithmetic 55–6
- conclusions, in propositional logic 457
- conditional probability 1012–6
- conditional stationary points 773–4
- conics 41–7
- conjunction, in propositional logic 449, 451–3
- constant multiplication rule of differentiation 562, 563
- constant of integration 630
- continuity correction 1056–7
- continuity equation 782
- continuous data 995
- continuous functions 529–33
- continuous random variables 1024–5
- continuous sample spaces 1010
- continuous-time systems 897
- contours 737–8
- contradiction 452
 - proof by 459
- contrapositive form of implication 457
- control systems 463–6
- convergence
 - abscissa of 906
 - Cauchy’s test for 504
 - of Fourier series 966–71
 - of infinite series 506–13
 - of iterations 711–14, 727–8
 - of power series 513–14
 - radius of 514
 - of sequences 498–505
- converse statements 455–6
- coordinates 36
 - cartesian 36, 231–3
 - change of axes 299–300
 - polar 146–9
- corrections 50
- cosecant, hyperbolic 156
 - see also* hyperbolic functions
- cosecant function 136
 - see also* circular functions
- cosine, hyperbolic 156
 - see also* hyperbolic functions
- cosine function 127, 131
 - see also* circular functions

cosine rule 128
 cosines, direction 232–3
 cotangent, hyperbolic 156
see also hyperbolic functions
 cotangent function 136
see also circular functions
 covariance 1036
 cover up rule 116
 Cramer's rule 350
 critical damping 870
 critical points *see* stationary points
 critical tables 175–6
 cross products, of vectors 259–68
 cumulative distribution functions 1023
 cumulative percentage plots 1006–7
 current 932–3
 curvature of plane curves 602–5
 cycloids 596

D

d'Alembert's ratio test 509–10, 513
 damped elastic systems 868–71
 damped sinusoids 910
 dampers 834–9, 937–9
 damping parameters 870
 data 994–5, 1037–41
 continuous 995
 discrete 995
 qualitative 995
 graphs for 996–9
 quantitative 995
 alternative plots 1005–8
 histograms 999–1005
see also probability
 de Moivre's theorem 208–12
 De Morgan laws
 in logic circuits 443
 in propositional logic 453
 in set theory 428–9
 in switching circuits 436
 dead errors 50
 decay time 871
 deciles 1031
 decimal numbers 3
 decimal places 47–9
 decision support systems 461–3
 decreasing functions 68
 definite integrals 628–30
 deflection of built-in columns 779–81
 degree of belief 1009

dependent variables 65, 75
 in differential equations 796
 derivative-of-transform theorem 912–14
 derivatives
 definition 546–8
 directional 744–7
 higher 597–604
 Laplace transforms of 914–15
 mathematical modelling using 553–61
 partial 739–44, 753–6
 as slopes of tangents 548–9
 standard 1074
 of x' 564–8
 descriptive statistics 1008
 determinants of matrices 327–39
 addition rule 330
 cofactors 328, 333–7
 minor 327–8
 product of 331
 properties of 329–34
 deterministic simulations 1058
 diagonal matrices 302
 diagonally dominant matrices 375
 difference equations *see* recurrence relations
 differential equations
 simultaneous 929–31
 see also linear differential equations; ordinary differential equations
 differential operators 839–41
 differentials 622
 exact 761–3
 total 757–60
 differentiation 544, 545–620
 of circular functions 580–4
 of composite functions 562, 573–6, 584–5
 curvature of plane curves 602–5
 differentiable functions 550
 of exponential functions 586–8, 590
 first mean value theorem 710–11
 of Fourier series 984–6
 Fundamental Theorem of Calculus 631–3
 of hyperbolic functions 588–9
 implicit 592–5
 second derivatives 599–600
 of inverse functions 562, 577–8
 higher derivatives 601
 logarithmic 595–6
 numerical 618–20
 optimization problems 605–17, 731
 parametric 563, 591–2
 second derivatives 599–600
 partial 739–44
 chain rule 748–9
 of polynomial functions 568–9

rates of change 545–6
 of rational functions 570–1
 rules of 562–4
 speed, velocity and acceleration 551–2
 successive 753–7
 of vectors 734–5
see also derivatives
 direct proofs 457–8
 direction cosines 232–3
 direction fields, of differential equations 806–9
 directional derivatives 744–7
 directrix 46
 Dirichlet, Peter Gustav Lejeune 948
 Dirichlet's conditions 966–7, 977, 984
 discontinuities 529
 infinite 702, 703–6
 discontinuous functions 532–3
 discrete data 995
 discrete mathematics 422
 discrete random variables 1022–3
 discrete sample spaces 1010
 discrete-time systems 899
 disjoint sets 425
 disjunction, in propositional logic 449, 451–3
 dispersion measures 1029, 1030–2
 distinct linear factors 114–17
 distribution functions 1023, 1025–7
 distributive laws
 of division 5
 for matrices
 of addition of matrices 305
 of multiplication 316
 of multiplication 5
 in propositional logic 452
 in set theory 428
 of switching circuits 435
 for vectors
 of addition of vectors 237, 243–4
 of scalar products 253, 254
 of vector products 262
 divergent sequences 503
 divergent series 506–7, 510–11
 division
 of complex numbers 188–9
 in polar form 198–9
 distributive law of 5
 domains, of functions 65
 domestic hot-water supply 792–3
 dot products *see* scalar products of vectors
 double implication 456
 duality, principle of 429
 dummy variables 471, 639
 dynamic programming 617
 dynamos 259–60

E

echelon form 377, 378
 economic lot size 613
 eigenvalues 349, 387–407
 algebraic multiplicity of 397
 basic properties 402–4
 characteristic equation 388–9
 and eigenvectors 389–97
 repeated 397–401
 of symmetric matrices 404–7
 eigenvectors 349, 387, 389–97
 normalization of 393–4
 elastic systems
 damped 868–9
 forced oscillations in 871–5
 free oscillations in 864–71
 electric motors 259–60
 electrical circuits 223–5, 794–5, 932–7
 oscillations in 875–6
 elements
 of matrices 301
 of sets 423–4
 elimination methods 354–69
 Gaussian elimination 361–6, 376–7
 ill-conditioning 366–8
 tridiagonal system 358–60
 ellipses 41–3, 44
 string property 45
 empty sets 424
 engineering applications
 approximating functions 537–9
 clustering of rare events 1065–7
 complex numbers 223–5
 control systems 463–6
 damper performance 834–9
 decision support systems 461–3
 deflection of built-in columns 779–81
 design of prismatic channels 689–90
 differential equations 790–5
 forced oscillations in elastic systems 871–5
 free oscillations in elastic systems 864–71
 oscillations in electrical circuits 875–6
 using numerical solutions 831–3
 Fourier series, slider–crank mechanisms 987–9
 functions 177–9
 harmonic analysis of periodic functions 691–2
 insulator chains 536–7
 Laplace transforms
 electrical circuits 932–7
 mechanical vibrations 937–41
 matrices 408–15

engineering applications (*continued*)
 spring systems 408–11
 steady heat transfer through composite materials
 411–15
 numbers, algebra and geometry 57–9
 quality control 1061–5
 streamlines in fluid dynamics 781–4
 vectors 289–93
 cable-stayed bridges 291–3
 spin-dryer suspension 289–91

Epstein, R.A. 1020

equality
 of complex numbers 186–7
 of matrices 304
 of sets 423
 of vectors 234, 243

equating coefficients 98

equations 23–6
 of circles 38–40, 44
 of conic sections 44–7
 linear 37
 roots of polynomial 104–11
 of straight lines 36–7
 vector
 of lines 277–84
 of planes 284–8

equivalence, in propositional logic 451–2

error bounds 51–2, 759–60

error modulus 51

errors
 in linear interpolation 175
 rounding 49–54

ethics 995

Euler–Maclaurin formula 731–2, 733

Euler’s formula 200–1, 202, 483, 517

Euler’s formulae for Fourier coefficients 951–2

Euler’s method 826–30, 878–80

even functions 82–4, 959–62

even harmonics 963–4

even periodic extensions 976–7, 978

events 1009–10
 clustering of rare 1065–7

exact differential equations 814–18

exact differentials 761–3

EXCLUSIVE OR gate 445

expected values, of random variables 1032–3

experiments 995

expert systems 446, 461–3, 1009

exponential distributions 1024

exponential form
 of complex numbers 200–1
 of hyperbolic functions 157

exponential functions 150–3, 155
 differentiation of 586–8, 590
 Laplace transforms of 901

exponential modulation theorem 909–11

exponential order 903

exponential power series 516

exponents 6

extremal values 68, 95

F

factorial notation 32–5

factorization 19–20, 94
 of polynomial functions 99–101

false position, method of 534–5

families of solution curves 807

Fermat, Pierre de 544

filters 876

finite sequences 471, 478–85

finite series 478–85

finite sets 423

first harmonics 949

first mean value theorems
 of differential calculus 710–11, 718
 of integral calculus 709

first-order methods 829

first shift theorem 909–12
 inversion using 918–20

fixed point iteration methods 535

fixed points of iterations 475

floating-point arithmetic 55–6

floor function 168, 169

fluid dynamics 781–4

forced harmonic oscillator 896

forced vibrations 872

forces, moment of 260

Fourier, Joseph 64, 947–8

Fourier coefficients 949, 950–2

Fourier law 412

Fourier series 946–92
 coefficients 949, 950–2
 convergence of 966–71
 differentiation of 984–6
 Dirichlet’s conditions 966–7, 977, 984
 of even and odd functions 959–62
 even and odd harmonics 963–4
 full-range 974–6
 of functions of period 2π 953–9
 of functions of period T 971–3
 of functions over finite interval 974–81
 Gibbs phenomenon 969
 half-range cosine and sine 976–80
 integration of 982–4
 linearity property 965–6
 slider–crank mechanism 987–9

- Fourier transform 896
fractional-part function 168–9
free variables *see* independent variables
free vibrations 872
frequency
 circular 85
 of circular functions 133
 of periodic functions 85, 948–9
frequency domains 898
frequency response 896
fully determined problems 805
functions
 algebraic 162–4
 approximating 537–9
 arguments 65
 causal 899
 ceiling 168, 169
 circular *see* circular functions
 complementary 847
 of complex numbers 221–3
 composite 78–81
 differentiation of 562, 573–6, 584–5
 integration of 635, 649–51
 concept of 64–70
 critical tables 175–6
 decreasing 68
 differentiable 550
 domains and codomains 65
 even 82–4, 959–62
 exponential 150–3, 155
 differentiation of 579–81, 585
 exponential order 903
 floor 168, 169
 fractional-part 168–9
 Heaviside unit step 168, 899
 hyperbolic *see* hyperbolic functions
 images 65
 implicit 164–7
 increasing 68
 inverse 74–8, 81
 circular 144–6
 differentiation of 577–8
 hyperbolic 160–1
 irrational *see* irrational functions
 Laplace transforms of simple 900–3
 least squares fit 89–92
 linear *see* linear functions
 linear interpolation 172–5
 logarithmic 153–5
 maxima 68
 minima 68
 numerical evaluation of 171–6
 odd 82–4, 959–62
 optimization of constrained 773–8
 optimization of unconstrained 766–72
 periodic *see* periodic functions
 piecewise-continuous, integration of 642–5
 piecewise defined 168–70
 polynomial *see* polynomial functions
 power series expansions of 718–23, 763–6
 quadratic 93–6
 ranges 65
 rate of change of 89
 rational *see* rational functions
 of a real variable 522–36
 continuity of 529–35
 limits of 522–8
 of several variables 737–63
 chain rule 748–52
 directional derivatives 744–7
 exact differentials 761–3
 partial derivatives 739–44
 plotting functions of two variables 737–9
 successive differentiation 753–7
 total differentials 757–60
 signum 168
 sinc 532
 stream 782
 tabulated 172–5
 zeros of 68
 see also Fourier series
fundamental modes 949
Fundamental Rules of Arithmetic 5, 47, 56
Fundamental Theorem of Algebra 185
Fundamental Theorem of Calculus 631–3

G

- gain spectrum 896
gamma distribution 1069
gamma function 1069
Gauss–Seidel iteration 372, 373, 374
Gaussian distribution 1049
Gaussian elimination 361–6, 376–7
general solutions, of differential equations 801–2
geometric power series 515
geometric sequences 479–80
geometric series 479–80, 507
geometry 36–47
 circles 38–40, 42
 conics 41–7
 coordinates 36
 straight lines 36–7
 vector equations of lines 277–84
 vector equations of planes 284–8
Gibbs phenomenon 969
global maxima 69

global minima 69
 global truncation error 732
 Gödel, Kurt 422
 golden number 503
 gravity, acceleration due to 552

H

half-range Fourier cosine and sine series 976–6
 Halley, Edmond 41
 harmonic analysis, of periodic functions 691–2
 harmonics, even and odd 963–4
 heat transfer through composite materials 411–15
 Heaviside, Oliver 25–6, 896
 Heaviside unit step function 168, 899
 hexadecimal numbers 3
 Hipparchus 126, 127
 histograms 999–1005
 homogeneous differential equations 798, 841, 846–7
 constant-coefficient 851–6
 homogeneous linear equations 345
 homogeneous recurrence relations 486, 491, 497, 498
 Hooke's law 290, 408, 409, 937
 hydro-electric power generation 793–4
 hyperbolas 41–3, 44, 45
 hyperbolic curves 44
 hyperbolic functions 155–62
 differentiation of 588–90
 exponential form of 157
 integration of 654–6
 inverse 160–1
 relationship with circular functions 202–6
 hypotheses 457

I

idempotent laws
 in propositional logic 452
 in set theory 427
 of switching circuits 435
 identities 28–9
 identity laws
 in propositional logic 453
 in set theory 427
 of switching circuits 435
 identity matrices 302, 317, 339, 388, 403
 ill-conditioning 366–8, 618
 images, of functions 65

imaginary part, of complex numbers 185
 impedance 225
 implication 454–7
 implicit differentiation 592–5
 second derivatives 599–600
 implicit functions 164–7
 improper integrals 702–7, 898
 improper rational functions 113
 in-phase components 949
 INCLUSIVE OR gate 442, 445
 increasing functions 68
 indefinite integrals 628–30
 independence 1013, 1016–8, 1033–4
 independent observations 995
 independent variables 64–5, 75
 in differential equations 796
 indices 6
 indirect addressing 365
 indirect proofs 458–9
 induction, proof by 459–60
 inductors 932
 inequalities 10, 26–8
 inertia, moments of 677–8
 inferential statistics 1008
 infinite discontinuities 702, 703–6
 infinite integrals 706–7
 infinite sequences 471
 infinite series 506–13
 infinite sets 423
 inflection, points of 606, 608
 initial conditions, differential equations 802–4
 initial-value problems 803, 804
 inner products *see* scalar products of vectors
 insulator chains 536–7
 integer-part function 168
 integers 2
 integral transforms 896
 see also Laplace transforms
 integrals 621–2, 624
 definite and indefinite 628–30
 improper 702–7, 898
 infinite 706–7
 Laplace transforms of 921–2
 numerical evaluation of 679–88
 Simpson's rule 685–8
 trapezium rule 679–85
 particular 847
 standard 634, 1074, 1075
 integrands 622
 with infinite discontinuities 703–6
 integrating factors 819–20
 integration 544, 620–88
 as antiderivative 634–41
 applications of 665–79

arclength and surface area 669–71
 centre of gravity of solids of revolution 668
 centroids of plane areas 666–7
 mean values 668–9
 moments of inertia 677–8
 root mean square values 669
 volume of solids of revolution 665–6
 of circular functions 654–6
 of composite functions 635, 649–1
 constant of 630
 definitions 620–4
 first mean value theorem 709
 of Fourier series 982–4
 Fundamental Theorem of Calculus 631–3
 of hyperbolic functions 654–6
 limits of 622
 mathematical modelling using 624–8
 numerical 679–88, 731–3
 Simpson's rule 685–8
 trapezium rule 679–82
 by parts 635, 646–49
 of piecewise continuous functions 642–5
 rules of 634–5
 of $\sqrt{ax^2 + bx + c}$ 661–4
 by substitution 649–1, 656–61
 using partial fractions 651–4
 of vectors 745–6
see also integrals
 integro-differential equations 795
 interdecile range 1031
 intermediate value theorem 529, 709
 intermediate variable 575
 interpolation, linear 172–5, 725–6
 interquartile range 1031–8
 intersection of sets 424–5, 426–32, 1010
 interval-halving method 534
 intervals 11–13
 inverse-function rules
 of differentiation 562, 578
 for higher derivatives 601
 of integration 635
 inverse functions 74–8, 81
 circular 144–6
 differentiation of 562, 577–8
 higher derivatives 601
 hyperbolic 160–1
 inverse Laplace transform operator 914, 915
 inverse Laplace transforms 914–19
 inverse matrices 339–44
 eigenvalues of 403
 irrational functions 162–71
 algebraic 162–4
 implicit 164–7
 piecewise defined 168–70

irrational numbers 3, 7, 8
 irreducible quadratic factors 98, 100, 117–19
 irreducible quadratic functions 94
 iterations, convergence of 711–14, 727–8
 iterative methods
 fixed point 535
 for solving linear equations 370–5

J

Jacobi iteration 371, 372, 373, 374, 375
 joint distributions 1033

K

Karnaugh maps 445
 Kepler, Johannes 41
 kernels of Laplace transforms 898
 Kirchhoff's laws 875, 933–6
 Kronecker delta 302, 404

L

L'Hôpital's rule 723–4
 Lagrange, Joseph-Louis 544
 Lagrange multiplier 774–5, 777–8
 Lagrange's form 717
 Lagrange's formula 88, 93–4, 97, 173
 Laplace, Pierre Simon de 898
 Laplace transform operator 900, 907
 Laplace transform pairs 900, 901, 902, 903, 904,
 911, 914
 Laplace transforms 897–945
 definitions 900–1
 of derivatives 920–2
 electrical circuits 932–7
 existence of 905–7
 of integrals 922–3
 inverse 915–20
 mechanical vibrations 937–41
 properties of 907–14
 derivative-of-transform 912–15
 first shift 909–12, 914
 linearity 907–9, 914, 916
 of simple functions 902–5

- Laplace transforms (*continued*)
 - solving differential equations
 - ordinary linear 923–9
 - simultaneous 929–32
- LCL *see* lower control limits
- leading diagonal, of matrices 302
- least squares fit, of linear functions 89–92
- Leibniz, Gottfried Wilhelm 544
- Leibniz's theorem 602
- limit cycles 885–6
- limits
 - of functions of a real variable 522–8
 - of integration 622
 - L'Hôpital's rule 723–4
 - of sequences 498–505
- linear composite rule of integration 634
- linear dependence/independence
 - functions 844–6
 - matrices 308
- linear differential equations 797, 839–50
 - differential operators 839–41
 - first-order 818–22
 - general solutions 846–7
 - homogeneous 798, 841, 846–7
 - constant-coefficient 851–6
 - Laplace transform methods 923–929
 - nonhomogeneous 798, 841, 849
 - constant-coefficient 857–63
 - second-order constant coefficient
 - forced oscillations in elastic systems 871–5
 - free oscillations in elastic systems 864–71
 - oscillations in electrical circuits 875–6
- linear equations 37, 345–75
 - elimination methods 354–69
 - Gaussian elimination 361–6, 376–7
 - ill-conditioning 366–8
 - tridiagonal system 358–60
 - iterative methods 370–5
 - and rank of matrices 376–87
 - upper-triangular form 355–7, 359
- linear factors, partial fractions 114–17
- linear functions 87–92
 - least squares fit of 89–92
 - rate of change 89
- linear interpolation 172–5, 725–6
- linear recurrence relations
 - characteristic equations 492, 495–7, 498
 - first-order with constant coefficients 486–90
 - second-order with constant coefficients 490–8
- linear regression 92
- linear time-invariant systems 923
- linearity
 - of Fourier series 965–6
 - of Laplace transforms 907–9
 - linearity principle 842
- lines *see* straight lines
- local maxima 68, 69
 - of differentiable functions 605, 606, 608
- local minima 68, 69
 - of differentiable functions 605, 606, 608
- location measures 1029
- loci in complex plane 216–20
- logarithmic differentiation 595–6
- logarithmic functions 153–5
 - of complex numbers 206–7
- logarithmic power series 516–17
- logic, propositional *see* propositional logic
- logic circuits 441–6
- logic gates 441–5
- logical equivalence, in propositional logic 451–2
- low-pass filters 876
- lower bounds of functions 529
- lower control limits 1064
- lower-triangular matrices 369

M

- Maclaurin series 718–23, 1072–3
- magnetic fields, motion of charged particles in 259–60
- main diagonal, of matrices 302
- mantissa 55
- mathematical modelling
 - using derivatives 553–61
 - using integration 624–8
- MATLAB/MAPLE commands
 - abs 194
 - adj 337
 - angle 194
 - collect 110
 - conj 192, 194
 - conv 109
 - cross 263
 - crossprod 263
 - deconv 109
 - det 332
 - diff 567–8, 577, 598–9, 743–4
 - dot 254
 - double 142, 193
 - dsolve 800–1, 804, 807, 884–5, 927–8
 - eig 396, 400–1
 - evalc 495–6
 - expand 110–11, 142, 215
 - ezcontour 739
 - ezplot 72, 126
 - ezpolar 149

- ezsurf 738
- factor 109
- grid 71
- hold off 193
- hold on 193, 194
- horner 109–10
- ilaplace 916
- imag 193
- innerprod 254
- int 638, 644
- inv 341, 343
- invlaplace 916
- laplace 904–5, 912–13
- limit 504–5, 527–8
- norm 244, 246
- plot 71–2, 476
- poly 396
- polyfit 108
- quad 686
- rank 380
- real 193
- roots 108
- rsolve 494–5, 496–7
- series 519
- simple 110, 142
- simplify 110, 142, 567–8, 577
- solve 111, 142, 215
- sym 72
- symsum 483–4, 508, 521
- taylor 519
- title 71
- trapz 683–4, 989
- xlabel 71
- ylabel 71
- MATLAB/MAPLE packages 71–2
 - complex numbers 192–4, 201, 207
 - powers of 214–15
 - differential equations 800–1, 807
 - boundary-value problems 804
 - direction fields 808
 - Euler’s method 830, 883–4
 - exact 817
 - first-order linear 822
 - higher-order 843, 883
 - initial-value problems 803
 - Laplace transform methods 927
 - linear nonhomogeneous 849
 - differentiation 552, 567–8, 577
 - chain rule 751–2
 - circular functions 585–6
 - exponential functions 590
 - higher derivatives 598–9
 - hyperbolic functions 590
 - parametric 593
 - partial 743–4
 - stationary points 611–12, 772
 - successive 754
 - Fourier series 959
 - convergence of 969
 - functions
 - circular 136, 142, 149
 - exponential 155
 - hyperbolic 161
 - implicit 167
 - logarithmic 155
 - piecewise defined 170
 - geometry 287
 - integration 538, 644, 648, 661
 - improper integrals 705, 707
 - Simpson’s rule 686
 - trapezium rule 683–4
 - Laplace transforms 904–5913
 - inverse 916
 - linear equations, elimination methods 357, 359, 362, 375, 376
 - Maclaurin series 720
 - matrices 308
 - adjoint 337
 - determinants of 332, 333
 - eigenvectors 396, 400–1
 - inverse 341, 343
 - multiplication 314, 317, 318, 324
 - rank of 380
 - Newton–Raphson procedure 730
 - parametric representation 126
 - programming 832–3
 - roots of polynomial equations 108–11
 - sequences and series 476, 483–4
 - convergence of 508
 - limits of 504–5
 - power series 519, 521
 - recurrence relations 493–4, 495–6
 - Taylor series 720, 766
 - vectors 244, 246
- matrices 296–420
 - addition of 304, 305
 - adjoint 334–7
 - augmented 379–80
 - basic operations 304–8
 - definitions 301–3
 - determinants 327–39
 - addition rule 330
 - cofactors 328, 333–7
 - minor 327–8
 - product of 331
 - properties of 329–34
 - echelon form 377, 378
 - eigenvalues 349, 387–407

matrices (*continued*)

algebraic multiplicity of 397
 basic properties 402–4
 characteristic equation 388–9
 and eigenvectors 389–97
 repeated 397–401
 of symmetric matrices 404–7
 elementary row operations 355–6
 equality of 304
 identity 302, 317, 339, 388, 403
 inverse 339–44
 eigenvalues of 403
 linear equations 345–75
 multiplication 310–15
 of determinants 329, 331
 properties of 316–26
 by scalars 304
 by unit matrices 317
 permutation 344
 rank of 376–87
 subtraction of 304
 transposed 302–3
 determinants 330
 eigenvalues of 403
 of product 317
 properties of 304–5
 maxima 68, 95, 529
 of differentiable functions 605–12
 of unconstrained functions 767–72
 mean 1029–30
 mean values 668–9
 mechanical vibrations 937–41
 median 1029–30
 sample 1041
 method of exhaustion 544
 method of false position 533–4
 minima 68, 95, 528
 of differentiable functions 605–12
 of unconstrained functions 766–72
 mode 1029–30
 modelling *see* mathematical modelling
 modulus 11–13
 of complex numbers 190–2
 of vectors 234, 242
 moment generating function 1046
 moment of force 260
 moments of inertia 677–8
 multinomial distributions 1068
 multiplication
 associative law of 5
 of matrices 316
 commutative law of 5
 of matrices 316

of complex numbers 187–8
 in polar form 196–7
 distributive law of 5
 of matrices 310–15
 of determinants 329, 331
 properties of 316–26
 by scalars 304
 by unit matrices 317
 non-associative of vector products 262
 of vectors
 scalar products 251–7, 270–3, 314
 by scalars 234, 243
 vector products 259–68, 273–5
 multiplication-by- t property 910–19

N

n -particle spring systems 409–11
 NAND gate 443, 444
 Napier, John 64
 natural frequency 870
 natural logarithms 153
 natural numbers 2
 near-misses by aircraft survey 1066–3
 negation of propositions 447
 nested multiplication 101–4
 Newton, Isaac 544
 Newton–Raphson procedure 108, 728–9
 Newton’s laws 230, 937
 non-anticipatory systems 901
 non-associative multiplication of vector product 262
 non-singular matrices 335
 nonhomogeneous differential equations 798, 841, 847
 constant-coefficient 857–63
 nonhomogeneous linear equations 345
 nonlinear differential equations 797
 NOR gate 443–4
 normal distribution 1049–52
 approximation to binomial 1056–7
 normal form 55–6
 normal probability paper 1006
 normalization, of eigenvectors 393–4
 NOT gate 442
 n th derivatives 597
 n th harmonics 949
 n th mean value theorem *see* Taylor’s theorem
 null matrices 302
 null sets 424
 number lines 2–3, 10
 numbers 2–14

- binary 3
- decimal 3
- decimal places 47–9
- floating-point notation 55–6
- hexadecimal 3
- inequalities 10
- integers 2
- irrational 3, 7, 8
- modulus and intervals 11–13
- natural 2
- rational 3
- real 2–3
- representation of 3–5
- rounding 47–9
- rounding errors 49–54
- significant figures 48–9
- numerical differentiation 618–20
- numerical evaluation
 - of functions 171–6
 - of integrals 679–88
 - Simpson's rule 685–8
 - trapezium rule 679–85
- numerical location of zeros 533–6
- numerical solutions of differential equations 804–5
 - coupled first-order 878–80
 - first-order 825–34
 - second- and higher-order 878–84

O

- odd functions 82–4, 959–62
- odd harmonics 963–4
- odd periodic extensions 977–8
- ODEs *see* ordinary differential equations
- Ohm's law 26, 933
- one-sided Laplace transforms 899
- one-sided limits, of functions of a real variable 526–8
- open intervals 11
- optimal values 68, 605–12
- Optimality, Principle of 617
- optimization 605–17, 731
 - of constrained functions 773–8
 - of unconstrained functions 767–72
- OR gate 442, 445
- ordering 10
- ordinary differential equations 789–896
 - analytical solutions 804–5
 - boundary and initial conditions 802–4
 - coupled first-order 878–80
 - engineering applications 790–5

- first-order 807–34
 - Bernoulli 822–4
 - direction fields 806–9
 - Euler's method 826–30
 - exact 814–18
 - of $f(x/t)$ form 812–14
 - integrating factors 819–20
 - linear 818–21
 - numerical solutions 825–34
 - separable 809–12
- general and particular solutions 801–2
- higher-order
 - numerical solutions 878–84
 - state-space representations of 881–3
- homogeneous 798, 841, 846–7
 - constant-coefficient 851–6
- independent and dependent variables 796
- Laplace transform methods 923–9
- linear *see* linear differential equations
- nonhomogeneous 798, 841, 847
 - constant-coefficient 857–63
- nonlinear 797
- numerical solutions 804–5
 - to coupled first-order 878–80
 - to first-order 825–34
 - to second- and higher-order 878–84
- order of 796–7
- second-order
 - numerical solutions 878–4
 - qualitative analysis of 885–9
 - solution by inspection 800
- ore mixing problem 300–1
- orthogonality relations 950
- Osborn's rule 158, 203
- oscillations
 - in elastic systems
 - forced 871–5
 - free 864–71
 - in electrical circuits 875–6
 - of functions 530
- over-damping 871
- over-relaxation 374
- overwriting 359, 362

P

- Padé approximants 537–9
- parabolas 42, 43, 44
 - directrix 46
- parallel vectors 234, 262

- parallelogram rule of vectors 236, 243, 248
- parallelograms, area of 261
- parametric differentiation 563, 591–2
 - second derivatives 599–600
- parametric representation 124–5
- partial derivatives 739–44, 753–6
- partial differential equations 790
- partial differentiation 739–44
 - chain rule 752–6
- partial fractions 114–20
 - distinct linear factors 114–17
 - integration using 655–8
 - irreducible quadratic factors 117–19
 - repeated linear factors 117
 - in sums of series 482
- particular integrals 847, 924
- particular solutions, of differential equations 801–2
- Pascal's triangle 21, 34
- passive filters 876
- Pauli matrices 320–1
- pendulums 702, 705–6, 867, 868, 871
- percent error bounds 51
- percent errors 51
- percentiles 1031
- periodic extensions 974–6
 - even and odd 976–8
- periodic functions 84–6, 948–9
 - frequency of 85
 - harmonic analysis of 691–2
 - see also* Fourier series
- periods, of circular functions 133
- permutation matrices 344
- perpendicular vectors 253–4
- phase angles, periodic functions 949
- phase-plane plots 885–9
- phase quadrature components 949
- pie charts 996–7
- piecewise-continuous functions, integration of 642–5
- piecewise defined functions 168–70
- piecewise-linear approximation 173
- planes
 - intersection of 298–9
 - vector equations of 284–8
- point-particle model 289–91
- points of inflection 606, 608
- Poisson distribution 1046–9
- polar coordinates 146–9
- polar form, of complex numbers 195–9
- polygon law of vectors 236, 237
- polynomial functions 97–112
 - degree of 97
 - differentiation of 568–70
 - factorization 99–101
 - nested multiplication and synthetic division 101–4
 - properties of 98–9
 - and rational functions 113
 - roots of polynomial equations 104–11
- populations 995
- position notation 3
- post-multiplication of matrices 316, 317
- power series 513–22, 947
 - binomial 515
 - convergence of 513–14
 - expansions of functions 718–23, 763–6
 - exponential 516
 - geometric 515
 - logarithmic 516–17
- powering 6–7
- powers
 - of circular functions 212–14
 - of complex numbers 208–15
 - of scalar products 253
- pre-multiplication of matrices 316, 317
- precedence, rules of 8–9
- predicates 447
- principal diagonal, of matrices 302
- principle of duality 429
- Principle of Optimality 617
- prismatic channels, design of 689–90
- probability 1009–1021
 - axioms of 1010–12
 - central limit theorem 1053–6
 - conditional 1012–16
 - independence 1013, 1016–19
 - interpretation of 1009
 - sample space and events 1009–10
- probability density functions 1025–7
- probability functions 1022
- product rule
 - of differentiation 562, 563–4
 - of probabilities 1017
- proofs 457–61
- proper rational functions 113
- proper subsets 424
- propositional logic 446–61
 - algebra of 451–3
 - compound propositions 448–51
 - contradiction in 452
 - disjunction and conjunction 449, 451–3
 - implication 454–7
 - proofs 457–61
 - propositions 446–8
 - tautology in 452

pseudo-random numbers 1058
 Ptolemy 127
 pure resonance 939
 Pythagoras' theorem 38

Q

quadratic expressions 18–20
 quadratic functions 93–6
 qualitative data 995
 graphs for 996–9
 quality control 1061–5
 quantitative data 995
 plots
 alternatives to histograms 1005–8
 histograms 999–1005
 quartile deviation 1031
 quartiles 1031–8
 Quine–McCluskey algorithm 445
 quotient rule, of differentiation 562, 564

R

R 994
 attribute control charts 1062
 bar plots 999
 binomial distribution 1045, 1047
 cumulative percentage plots 1007–8
 histograms 1002–3, 1004–5
 pie charts 997
 Poisson distribution 1047
 probabilities of random events 1019
 random variables generation 1059
 stem-and-leaf plots 1006
 R sample average, variance and standard deviation 1040
 radians 130
 radius of convergence 514
 radius of curvature 603
 random variables 1022–43
 continuous 1024–5
 definitions 1023
 discrete 1022–3
 expected values 1032–3
 independence of 1033–4
 location and dispersion measures 1028–32
 properties of density and distribution functions 1025–7

 sample data measures 1037–41
 scaling and adding 1034–7
 in simulations 1057–9
 range, sample 1041
 ranges, of functions 65
 rank of matrices 376–87
 rate of change, of functions 89
 rates of change 547–8
 rational functions 113–26
 asymptotes 121–4
 differentiation of 572–3
 parametric representation 124–5
 partial fractions 114–20
 rational numbers 3
 rationalization 8
 real numbers 2–3
 real variables, functions of 522–36
 continuity of 529–36
 limits of 522–8
 recurrence relations 472, 485–99
 characteristic equations 492, 495–7, 498
 first-order linear with constant coefficients 486–90
 second-order linear with constant coefficients 490–9
 reduction formulae 695–6
regula falsa 534–5
 relative error bounds 51, 52
 relative errors 51, 52
 remainders 51
 repeated linear factors 117
 repeated synthetic division 103–4
 representative samples 995
 resistors 932–3
 resonance 877, 939
 Richardson extrapolation 884–5
 Riemann, Bernhard 544, 948
 right-hand rule 233
 Rolle's theorem 708–9
 root mean square values 669
 rounding 47–9
 errors 49–54
 row vectors 301
 Russell, Bertrand 422

S

saddle points 768, 769, 770
 sample average 1037–40
 sample median 1041

- sample range 1041
- sample space 1009–10
- sample standard deviation 1037–40
- sample variance 1037–41
- sampling 995
- scalar-multiplication rule of integration 634
- scalar products of vectors 251–7
 - matrix form 314
 - triple 270–3
- scalars 233
 - multiplication of matrices by 304
 - multiplication of vectors by 234, 243
- scientific notation 49
- secant, hyperbolic 156
 - see also* hyperbolic functions
- secant function 136
 - see also* circular functions
- second derivatives 597–604
- sectors, of circles 130
- semi-interquartile range 1031
- separable differential equations 809–12
- sequences 471–3
 - arithmetical 478–9
 - convergence of 499–506
 - finite 471, 478–85
 - geometric 479–80
 - graphical representation of 473–6
 - infinite 471
 - limits of 498–505
 - recurrence relations 472, 485–99
 - characteristic equations 492, 495–7, 498
 - first-order linear with constant coefficients 486–90
 - second-order linear with constant coefficients 490–9
- series 473
 - arithmetical 478–9
 - finite 478–85
 - geometric 479–80, 507
 - infinite 506–13
 - power 513–21
 - binomial 515
 - convergence of 513–14
 - exponential 516
 - geometric 515
 - logarithmic 516–17
- set theory 422–32
 - algebra of sets 426–32
 - complementation 424, 426–32
 - De Morgan laws in 428–9
 - equality of sets 423
 - and events 1010
 - notation 423–4
 - union and intersection 424–5, 426–32, 1010
- shear forces 534, 557–9, 630–1, 648–9
- Shewhart control charts 1061–4
- sigma notation 31–2
- signals 897
- significant figures 48–9
- signum function 168
- Simpson's rule 685–7
- simulations 1057–9
- simultaneous differential equations 929–32
- sinc function 532
- sine, hyperbolic 156
 - see also* hyperbolic functions
- sine function 127, 130–1
 - see also* circular functions
- sine rule 128
- singular matrices 335
- singularities 702, 703–6
- skew-symmetric matrices 303
- slave variables *see* dependent variables
- slider–crank mechanism 987–9
- solids of revolution
 - centre of gravity of 668
 - volume of 665–6
- SOR *see* successive over-relaxation (SOR)
- sparse matrices 370
- speed 551–2
- spin-dryer suspension application 289–91
- spring systems 408–11, 937–41
- square matrices 301, 302
 - singular or non-singular 335
- standard attribute charts 1064
- standard deviation 1031–2
 - sample 1037–41
- standard normal distribution function 1050–2
- standard normal random variables 1052
- stationary points 606–12, 768–72
 - conditional 773–5
 - of inflection 608–9
- stationary values 768
- statistics 994–1008
 - see also* probability
- steady heat transfer through composite materials 411–15
- steady-state responses 874
- stem-and-leaf plots 1005–6
- stochastic simulations 1058
- stopping rule, of iterations 712–13
- straight lines 36–7
 - in complex plane 216–17
 - vector equations of 277–84
- stream function 784
- streamlines in fluid dynamics 781–4
- stress 297
- strictly proper rational functions 113, 114
- string property 45
- subsets 424

substitution, integration by 649–51, 656–661
 subtraction
 of complex numbers 187
 of matrices 304
 of vectors 237–8, 244
 successive differentiation 753–7
 successive over-relaxation (SOR) 373–4
 suffix notation 30–2
 sum-of-squares series 481
 sum rules
 of differentiation 562, 563
 of integration 634
 supersets 424
 surds 7, 8
 suspension bridges 554–6
 switching circuits 433–41
 switching function *see* Boolean function
 Symbolic Math Toolbox 71–2
 see also MATLAB/MAPLE commands
 symmetric matrices 303, 404–7
 synthetic division 102–4
 repeated 103–4

T

tabulated functions 172–5
 Tacoma bridge collapse 874, 875
 tangent, hyperbolic 156
 see also hyperbolic functions
 tangent function 127, 132
 see also circular functions
 tangents 40
 slopes of
 derivatives as 548–9
 implicit differentiation 593–5
 tautology 452
 Taylor expansion 94, 765
 Taylor polynomial expansion 718
 Taylor polynomials 715–17
 Taylor series 718–23, 763–6, 1072
 and Euler's method 828–9
 Taylor's theorem 715–18, 723
 for functions of two variables 761–76
 optimization of constrained functions 773–5
 optimization of unconstrained functions 766–71
 terminating sequences *see* finite sequences
 theorems 457
 thermal conductivity 411–15
 third derivatives 597
 Thomas algorithm 358–60
 time domains 900
 total differentials 757–60

traces, of square matrices 302
 tractrix 665
 transcendental functions 162
 transient solutions 874
 transposed matrices 302–3
 eigenvalues of 403
 of product 317
 properties of 304–5
 trapezium rule 681–7
 triangle law of vectors 236, 237, 242
 triangles, area of 261
 tridiagonal system 358–60
 trigonometric functions *see* circular functions
 trigonometric identities 136–40, 1073
 trigonometric ratios 127–9
 triple scalar products 270–3
 triple vector products 273–5
 truth tables 434–5, 451
 tuned circuits 876
 turning points 68
 two-particle spring systems 408
 two-sided Laplace transforms 901

U

UCL *see* upper control limits
 unary operations 7
 in set theory 425
 of switching circuits 436
 under-damping 874
 under-determined problems 805
 under-relaxation 374
 unilateral Laplace transforms 899
 union of sets 424–5, 426–32, 1010
 unit matrices 302, 317, 339, 388, 403
 United States standard attribute charts 1064
 upper bounds of functions 529
 upper control limits 1064
 upper-triangular form of linear equations 355–7, 359
 upper-triangular matrices 369

V

Van der Pol oscillator 885–6
 variables
 dependent 65, 75
 dummy 471, 639
 independent 64–5, 75
 see also real variables, functions of

variance 1030–2
 sample 1037–41
vector products 259–68
 triple 273–5
vectors 229–95
 addition of 235–41, 243–4
 basic properties 234–5, 242–8
 cartesian components of 242–8, 251–2, 257, 262–3
 cartesian coordinates 231–3
 column and row 301
 complex numbers as 248–50
 differentiation of 736–7
 equality of 234, 243
 equations of lines 277–84
 equations of planes 284–8
 integration of 747–8
 modulus of 234, 242
 multiplication by scalars 234, 243
 parallel 234, 262
 perpendicular 253–4
 scalar products of 251–7, 270–3, 314
 subtraction of 237–8, 244
 triple products of 270–6
 vector products of 259–68, 273–5
 zero 234, 243
velocity 553–4
 angular 260–1

Venn diagrams 424
voltage 932–3
volumes, of solids of revolution 665–6
vortices 784

W

Wallis's formulae 696
warning limits in control charts 1062, 1063, 1064
Weierstrass theorem 530
well-behaved functions 550
Whitehead, Alfred North 422

Z

zero matrices 302
zero vector 234, 243
zeros
 of functions 68
 numerical location of 533–6

Develop understanding and maths skills within an engineering context

Modern Engineering Mathematics, 6th Edition, by Professors Glyn James and Phil Dyke, draws on the teaching experience and knowledge of three co-authors, Matthew Craven, John Searl and Yinghui Wei, to provide a comprehensive course textbook explaining the mathematics required for studying first-year engineering. No matter which field of engineering you will go on to study, this text provides a grounding of core mathematical concepts illustrated with a range of engineering applications. Its other hallmark features include its clear explanations and writing style, and the inclusion of hundreds of fully worked examples and exercises which demonstrate the methods and uses of mathematics in the real world. Woven into the text throughout, the authors put concepts into an engineering context, showing you the relevance of mathematical techniques and helping you to gain a fuller appreciation of how to apply them in your studies and future career.

A leader in its field, *Modern Engineering Mathematics* offers:

- Clear explanations of the mathematics required for first-year engineering.
- An engineering applications section in every chapter that provides arresting ways to tackle and model problems, showing how mathematical work is carried out in the real world.
- 500 fully worked examples, including additional examples for this 6th Edition, reinforce the role of mathematics in the various branches of engineering.
- Over 1200 exercises to help you understand how concepts work and encourage learning by doing.
- Integration of MATLAB environment as well as MAPLE software, showing how these can be used to support your work in mathematics.
- New inclusion of R software within 'Data Handling and Probability Theory' chapter.
- Free online 'refresher units' covering maths topics that you may not have used for some time. These can be found on a companion website linked from go.pearson.com/uk/he/resources.

Glyn James, the former editor of this book, was most recently Emeritus Professor in Mathematics at Coventry University and previously Dean of the School of Mathematical and Information Sciences. He had an active interest in mathematics education and was a past chairman of the Education Committee of the Institute of Mathematics and its Applications, and a member of the Royal Society Mathematics Education Subcommittee.

Phil Dyke is Professor of Applied Mathematics at the University of Plymouth and was previously a Head of School for 22 years. Apart from being co-editor on *Modern Engineering Mathematics* and *Advanced Modern Engineering Mathematics*, he is the author of 11 other textbooks ranging in topic from advanced calculus to mechanics and marine physics. He is now semi-retired, but still teaches and is involved in research. He is a Fellow of the Institute of Mathematics and its Applications.

Pearson, the world's *learning* company.

Front cover image: Prab S/500px Prime/Getty Images

www.pearson.com/uk

ISBN 978-1-292-25349-7

